

INSTALLATION MANUAL

POCKET
PANDA

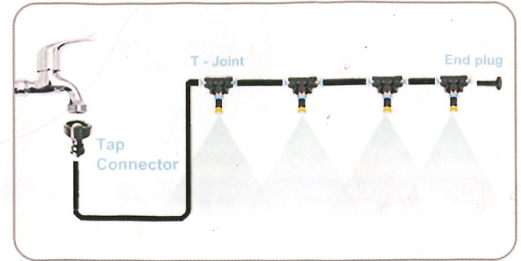


QR code for installation

How to DIY Misting Cooling System



1. Cut out the pipe to get the length you want.

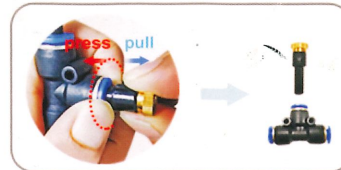


2. Please assemble as shown in the figure above.


How to DIY Fan Misting System



1. Cut out the pipe to get the length you want.




2. Please press the blue circle with one hand, and pull out the black short tube with the other.



3. Insert water pipes into the T-joint.



4. Please assemble as shown in the figure above.



5. Use the cable ties to hang the ring on the fan.



6. Connect the threaded connector to the faucet or hose.