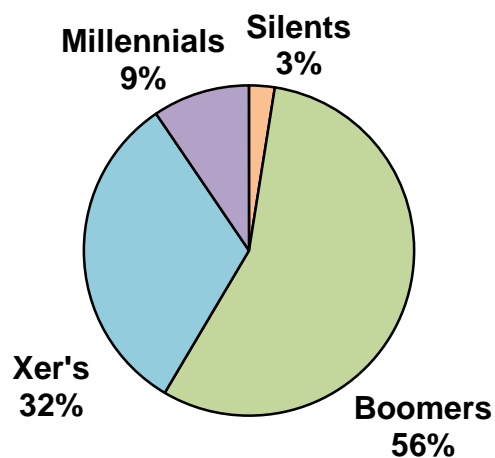




## Multnomah County Workforce 2009

from Multnomah County Central HR (2009)

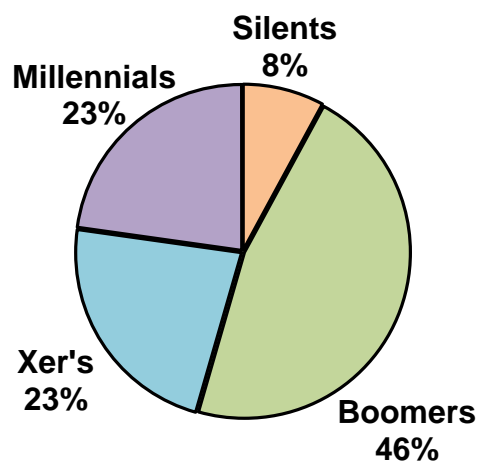
	number of employees	percentage of workforce
Silent Generation	113	3%
Baby Boomers	2491	56%
Generation X	1446	32%
Millenials	424	9%
Total Regular Employees	4474	100%

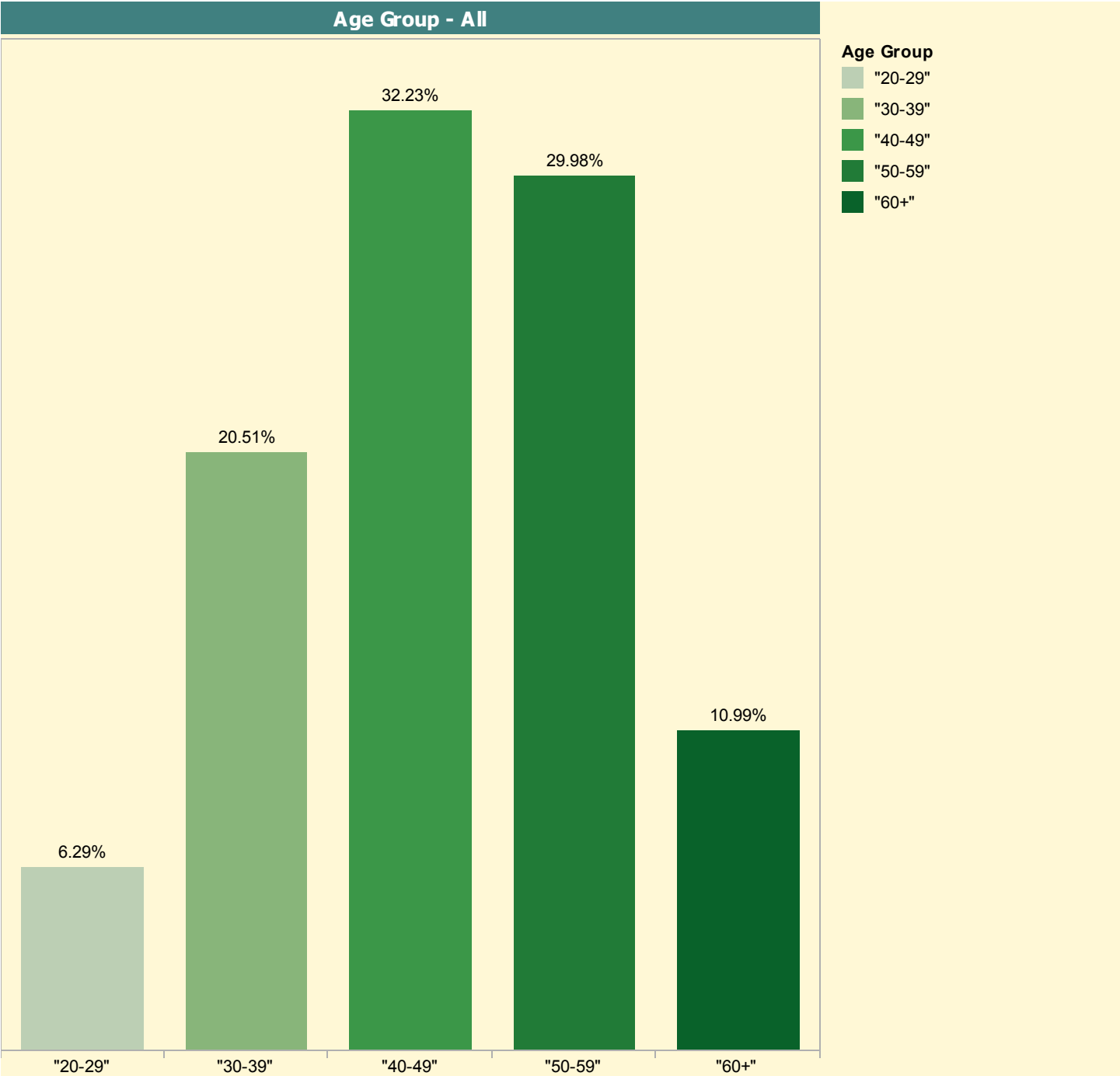


## United States Workforce 2008

adapted from The Learning Café (2008)

	population		workforce
	number of people	percentage of population	percentage of workforce
Silent Generation	52 million	21%	8%
Baby Boomers	76 million	32%	46%
Generation X	41 million	17%	23%
Millenials	75 million	30%	23%





Sum of Number of Records for each Age Group. Color show s details about Age Group. The marks are la-  
beled by % of Total Number of Records. The data is filtered on Action (Dept) and Action (DEPT). The Action  
(Dept) filter keeps 10 members. The Action (DEPT) filter keeps 10 members.