

Precinct	Total Registered	Total Voting	Turnout	26-31 Bonds for Schools Blank Votes	Overvotes	Yes	No	26-32 Boundary Change Blank votes	Overvotes	Yes	No
102	820	456	55.61%	1	0	320	135	12	0	148	296
103	13	4	30.77%	0	0	2	2	0	0	4	0
104	9	4	44.44%	0	0	2	2	0	0	3	1
151	14	6	42.86%	0	0	4	2	0	0	5	1
156	79	34	43.04%	0	0	22	12	0	0	12	22
157	28	15	53.57%	0	0	10	5	1	0	2	12
158	197	110	55.84%	0	0	68	42	4	0	49	57
159	142	69	48.59%	0	0	36	33	1	0	20	48
424	73	44	60.27%	0	0	22	22	1	0	7	36
500	0	0		0	0	0	0	0	0	0	0
503	0	0		0	0	0	0	0	0	0	0
541	0	0		0	0	0	0	0	0	0	0
548	39	6	15.38%	0	0	4	2	0	0	3	3
601	0	0		0	0	0	0	0	0	0	0
1001	501	234	46.71%	0	0	116	118	6	0	64	164
1002	198	69	34.85%	0	0	35	34	1	0	23	45
1013	1399	555	39.67%	1	0	427	127	29	1	126	399
1017	726	400	55.10%	1	0	293	106	15	3	88	294
1019	1361	776	57.02%	2	0	479	295	26	1	221	528
1025	1098	303	27.60%	2	1	219	81	12	0	90	201
1028	932	227	24.36%	0	0	179	48	7	0	57	163
1031	1179	373	31.64%	0	0	301	72	19	0	77	277
1043	1197	331	27.65%	0	0	258	73	10	1	101	219
1045	266	150	56.39%	1	0	92	57	7	0	46	97
1049	1448	361	24.93%	2	0	290	69	18	1	109	233
1053	1159	232	20.02%	0	0	162	70	8	0	81	143
1101	536	330	61.57%	0	1	221	108	12	0	83	235
1103	869	361	41.54%	1	0	268	92	21	0	120	220
1117	488	204	41.80%	0	1	146	57	11	1	78	114
1118	1445	407	28.17%	0	0	287	120	14	1	128	264
1143	1002	544	54.29%	3	0	358	183	14	0	178	352

Precinct	Total Registered	Total Voting	Turnout	26-31 Bonds for Schools Blank Votes	Overvotes	Yes	No	26-32 Boundary Change Blank votes	Overvotes	Yes	No
1155	431	136	31.55%	0	1	91	44	1	1	43	91
1156	1408	781	55.47%	2	1	492	286	23	4	265	489
1160	698	343	49.14%	0	2	239	102	14	1	123	205
1164	425	235	55.29%	0	0	139	96	4	0	100	131
1170	1039	577	55.53%	1	0	370	206	20	3	189	365
1173	1384	814	58.82%	2	2	496	314	43	4	218	549
1177	715	182	25.45%	1	0	140	41	6	1	43	132
1179	590	223	37.80%	0	0	151	72	9	0	65	149
1183	1241	349	28.12%	1	1	251	96	11	1	95	242
1186	1422	791	55.63%	0	0	477	314	24	2	216	549
1189	1384	608	43.93%	1	0	407	200	25	1	162	420
1200	1492	636	42.63%	1	2	388	245	18	2	212	404
1205	1262	451	35.74%	0	1	300	150	15	0	136	300
1206	1342	509	37.93%	0	1	319	189	16	2	143	348
1211	798	393	49.25%	1	1	214	177	10	1	105	277
1213	406	230	56.65%	2	0	150	78	9	0	73	148
1215	1459	724	49.62%	1	3	425	295	27	1	210	486
1220	1323	502	37.94%	1	1	301	199	11	0	151	340
1222	1307	626	47.90%	0	1	388	237	11	2	179	434
1223	900	489	54.33%	0	1	290	198	7	3	143	336
1224	1418	813	57.33%	1	0	487	325	32	4	195	582
1225	992	496	50.00%	3	1	306	186	9	1	140	346
1226	1140	613	53.77%	0	1	426	186	15	0	165	433
1229	1068	486	45.51%	2	0	272	212	19	0	129	338
1230	1335	594	44.49%	1	3	332	258	13	1	205	375
1232	1338	678	50.67%	1	0	403	274	22	1	161	494
1233	1164	632	54.30%	2	1	338	291	26	2	188	416
1236	893	405	45.35%	1	0	246	158	11	0	131	263
1238	1180	387	32.80%	0	0	238	149	6	1	127	253
1240	733	426	58.12%	1	0	278	147	19	1	117	289
1244	1345	631	46.91%	0	0	317	314	7	0	177	447

Precinct	Total Registered	Total Voting	Turnout	26-31 Bonds for Schools Blank Votes	Overvotes	Yes	No	26-32 Boundary Change Blank votes	Overvotes	Yes	No
1245	1469	647	44.04%	3	2	377	265	21	0	153	473
1246	805	446	55.40%	1	4	290	151	11	0	143	292
1248	1036	540	52.12%	1	0	327	212	10	0	143	387
1250	905	408	45.08%	2	1	247	158	10	0	129	269
1252	605	310	51.24%	0	0	151	159	8	0	87	215
1253	574	302	52.61%	1	0	190	111	3	0	87	212
1254	633	299	47.24%	0	0	175	124	16	0	80	203
1255	674	339	50.30%	1	0	182	156	12	0	107	220
1305	1110	246	22.16%	1	0	191	54	5	0	75	166
1308	787	232	29.48%	0	0	160	72	7	1	74	150
1313	1394	550	39.45%	2	1	407	140	18	3	178	351
1315	1240	593	47.82%	3	0	402	188	11	1	217	364
1320	517	120	23.21%	0	0	93	27	2	0	27	91
1400	1212	488	40.26%	1	0	295	192	6	2	230	250
1402	458	224	48.91%	1	1	126	96	5	1	134	84
1500	101	46	45.54%	0	0	22	24	2	0	8	36
1503	744	321	43.15%	0	1	175	145	12	1	105	203
1504	559	257	45.97%	1	0	138	118	5	1	91	160
1507	247	142	57.49%	0	0	99	43	11	1	43	87
1515	1023	559	54.64%	1	0	357	201	18	2	178	361
2002	1109	374	33.72%	0	0	157	217	5	0	104	265
2005	1508	458	30.37%	1	2	169	286	6	0	126	326
2015	1489	535	35.93%	1	0	220	314	9	0	136	390
2018	1369	489	35.72%	1	1	157	330	4	1	105	379
2023	1417	431	30.42%	3	0	196	232	15	1	115	300
2026	1343	264	19.66%	1	0	139	123	3	0	68	193
2027	1203	364	30.26%	0	0	184	180	7	1	79	277
2029	1520	493	32.43%	3	2	218	270	15	1	130	347
2034	664	256	38.55%	1	0	105	150	8	0	74	174
2043	1351	453	33.53%	2	0	200	251	12	0	119	322
2049	1106	417	37.70%	0	1	186	230	13	2	110	292

Precinct	Total Registered	Total Voting	Turnout	26-31 Bonds for Schools Blank Votes	Overvotes	Yes	No	26-32 Boundary Change Blank votes	Overvotes	Yes	No
2051	1346	600	44.58%	1	1	242	356	15	1	138	446
2061	1380	545	39.49%	6	2	224	313	11	3	143	388
2077	1380	580	42.03%	1	2	249	328	12	1	135	432
2083	539	158	29.31%	0	0	66	92	1	0	59	98
2086	1184	389	32.85%	0	0	212	177	8	0	97	284
2099	1562	306	19.59%	1	1	202	102	4	0	67	235
2100	1335	564	42.25%	2	1	253	308	14	1	152	397
2109	1477	450	30.47%	1	0	231	218	8	4	117	321
2114	1345	486	36.13%	0	0	241	245	17	3	121	345
2118	1468	474	32.29%	1	0	233	240	10	1	126	337
2139	1270	214	16.85%	2	0	127	85	2	0	55	157
2142	1006	471	46.82%	0	0	265	206	12	0	115	344
2143	787	294	37.36%	1	0	107	186	6	1	95	192
2144	765	285	37.25%	0	0	131	154	6	1	124	154
2145	1000	363	36.30%	0	0	149	214	6	0	97	260
3000	2	1	50.00%	0	0	0	1	0	0	0	1
3001	1263	464	36.74%	1	0	196	267	9	1	123	331
3002	1320	447	33.86%	1	0	202	244	7	0	138	302
3004	1455	367	25.22%	1	0	181	185	9	0	104	254
3008	1287	453	35.20%	1	0	242	210	9	0	109	335
3021	1350	443	32.81%	0	1	231	211	9	1	118	315
3026	1328	304	22.89%	0	2	186	116	4	0	76	224
3027	1301	274	21.06%	0	1	172	101	7	0	62	205
3032	1302	466	35.79%	3	1	287	175	8	1	93	364
3039	1020	289	28.33%	0	0	171	118	6	0	67	216
3042	1453	252	17.34%	1	0	147	104	3	0	49	200
3052	1228	538	43.81%	0	1	305	232	16	3	140	379
3058	1285	374	29.11%	0	0	233	141	8	1	83	282
3071	1146	240	20.94%	0	2	170	68	1	0	55	184
3073	1426	283	19.85%	3	1	180	99	9	0	66	208
3080	1225	700	57.14%	1	0	447	252	20	0	148	532

Precinct	Total Registered	Total Voting	Turnout	26-31 Bonds for Schools Blank Votes	Overvotes	Yes	No	26-32 Boundary Change Blank votes	Overvotes	Yes	No
3086	1421	553	38.92%	3	0	256	294	20	0	145	388
3090	1014	511	50.39%	1	1	288	221	18	2	123	368
3097	1377	529	38.42%	0	1	349	179	20	0	114	395
3109	1369	735	53.69%	1	0	534	200	31	2	159	543
3113	1401	788	56.25%	1	2	558	227	21	0	160	607
3122	1088	572	52.57%	0	0	358	214	15	0	142	415
3126	702	339	48.29%	0	0	215	124	13	0	94	232
3128	1459	759	52.02%	2	0	466	291	22	2	194	541
3135	941	510	54.20%	1	1	333	175	18	0	110	382
3138	1182	644	54.48%	0	1	433	210	25	2	152	465
3144	1355	755	55.72%	3	1	584	167	25	1	167	562
3151	1289	456	35.38%	0	0	342	114	19	0	73	364
3155	907	203	22.38%	1	0	150	52	3	0	41	159
3156	1179	506	42.92%	0	0	276	230	25	1	126	354
3160	1270	485	38.19%	1	2	232	250	13	2	153	317
3163	946	431	45.56%	0	1	156	274	7	1	130	293
3174	992	507	51.11%	2	0	281	224	22	1	132	352
3177	1308	627	47.94%	2	0	330	295	17	2	185	423
3185	699	304	43.49%	0	1	137	166	7	0	99	198
3186	1259	484	38.44%	1	2	234	247	9	2	139	334
3193	1271	618	48.62%	2	1	378	237	24	0	151	443
3196	1151	512	44.48%	0	0	334	178	15	0	131	366
3205	1298	586	45.15%	1	1	344	240	19	0	170	397
3212	1401	631	45.04%	5	1	352	273	26	1	164	440
3217	600	266	44.33%	1	0	125	140	4	0	78	184
3219	878	322	36.67%	0	1	141	180	11	1	89	221
3223	976	372	38.11%	2	0	214	156	10	1	112	249
3228	1111	423	38.07%	1	0	189	233	10	1	139	273
3233	845	323	38.22%	1	1	144	177	3	0	102	218
3234	732	245	33.47%	1	0	121	123	5	1	87	152
3240	1394	489	35.08%	0	2	281	206	21	2	132	334

Precinct	Total Registered	Total Voting	Turnout	26-31 Bonds for Schools Blank Votes	Overvotes	Yes	No	26-32 Boundary Change Blank votes	Overvotes	Yes	No
3248	1447	625	43.19%	2	0	341	282	23	0	191	411
3253	1230	434	35.28%	2	0	355	77	17	0	96	321
3258	1222	602	49.26%	0	1	408	193	26	3	149	424
3259	1077	478	44.38%	2	0	329	147	15	0	144	319
3263	1044	480	45.98%	1	0	380	99	18	0	113	349
3268	658	232	35.26%	4	0	148	80	6	0	56	170
3273	633	177	27.96%	0	1	134	42	5	1	64	107
3274	906	274	30.24%	1	0	185	88	9	0	71	194
3283	1177	303	25.74%	0	1	206	96	9	0	88	206
3284	918	446	48.58%	1	0	268	177	17	2	91	336
3286	1287	663	51.52%	3	0	411	249	24	0	157	482
3290	992	573	57.76%	0	0	355	218	14	1	128	430
3292	838	412	49.16%	1	1	262	148	10	1	100	301
3297	1278	415	32.47%	0	3	179	233	4	1	121	289
3299	989	318	32.15%	1	2	123	192	11	0	116	191
3338	1117	337	30.17%	1	1	254	81	11	0	95	231
3339	1183	492	41.59%	1	1	248	242	12	2	91	387
4005	1166	338	28.99%	0	0	246	92	11	2	85	240
4009	1188	409	34.43%	1	0	271	137	21	2	114	272
4022	1382	303	21.92%	3	0	228	72	6	1	94	202
4026	1358	413	30.41%	1	0	304	108	14	0	109	290
4027	1211	420	34.68%	2	1	306	111	15	0	109	296
4033	1294	433	33.46%	2	1	339	91	26	0	88	319
4041	1060	449	42.36%	0	0	307	142	14	1	93	341
4044	980	477	48.67%	1	1	297	178	23	2	95	357
4048	1109	480	43.28%	1	0	323	156	19	1	122	338
4049	1218	425	34.89%	0	2	270	153	24	1	83	317
4064	1057	422	39.92%	1	1	258	162	18	1	113	290
4065	1540	599	38.90%	0	0	414	185	15	1	129	454
4068	1031	338	32.78%	0	0	226	112	10	2	62	264
4085	1420	643	45.28%	2	1	375	265	26	3	176	438

Precinct	Total Registered	Total Voting	Turnout	26-31 Bonds for Schools Blank Votes	Overvotes	Yes	No	26-32 Boundary Change Blank votes	Overvotes	Yes	No
4092	1113	430	38.63%	1	0	195	234	7	1	123	299
4106	746	270	36.19%	1	0	191	78	10	0	69	191
4107	951	331	34.81%	0	3	221	107	9	0	77	245
4111	990	469	47.37%	1	0	290	178	13	2	105	349
4114	1153	567	49.18%	0	1	351	215	9	0	158	400
4117	1353	606	44.79%	0	2	265	339	9	1	173	423
4118	1196	569	47.58%	0	1	297	271	16	4	163	386
4125	1328	478	35.99%	0	1	216	261	11	1	145	321
4128	1365	492	36.04%	0	1	187	304	22	0	145	325
4131	1459	652	44.69%	3	1	333	315	18	1	158	475
4132	1332	611	45.87%	0	0	379	232	19	0	165	427
4143	1304	523	40.11%	0	0	340	183	16	1	113	393
4147	1232	498	40.42%	0	1	278	219	15	4	141	338
4152	1395	616	44.16%	3	1	303	309	13	0	175	428
4155	1303	596	45.74%	0	0	270	326	12	0	167	417
4156	1284	503	39.17%	2	1	213	287	14	1	145	343
4167	1354	530	39.14%	2	2	278	248	18	1	143	368
4176	1091	401	36.76%	3	1	147	250	6	0	114	281
4178	1301	411	31.59%	0	0	208	203	7	1	133	270
4185	1423	458	32.19%	1	1	209	247	9	1	138	310
4190	841	290	34.48%	2	0	136	152	7	0	88	195
4196	1357	390	28.74%	0	1	175	214	3	0	129	258
4202	1404	563	40.10%	2	2	250	309	17	0	152	394
4208	1377	489	35.51%	2	0	210	277	18	2	138	331
4216	1484	458	30.86%	1	1	171	285	7	0	136	315
4221	1301	448	34.44%	2	0	170	276	7	0	105	336
4223	1099	385	35.03%	1	2	228	154	8	0	96	281
4228	1172	380	32.42%	1	0	212	167	9	1	118	252
4231	568	237	41.73%	1	2	124	110	4	0	60	173
4236	1029	340	33.04%	0	0	178	162	14	0	77	249
4240	738	244	33.06%	0	0	152	92	5	1	73	165

Precinct	Total Registered	Total Voting	Turnout	26-31 Bonds for Schools Blank Votes	Overvotes	Yes	No	26-32 Boundary Change Blank votes	Overvotes	Yes	No
4242	1380	553	40.07%	0	1	306	246	21	1	152	379
4243	1156	421	36.42%	2	0	239	180	15	0	116	290
4244	955	500	52.36%	3	0	242	255	12	0	139	349
4246	1043	423	40.56%	2	0	200	221	11	0	127	285
4248	1355	466	34.39%	0	3	200	263	8	4	137	317
4250	1261	533	42.27%	0	0	258	275	9	1	135	388
4254	929	422	45.43%	0	0	281	141	17	2	129	274
4259	1494	763	51.07%	2	2	408	351	23	0	193	547
4264	1424	657	46.14%	1	2	395	259	12	2	176	467
4271	1019	530	52.01%	0	3	322	205	17	0	132	381
4278	1344	609	45.31%	0	0	268	341	12	1	169	427
4279	1312	510	38.87%	1	0	209	300	15	2	160	333
4282	1438	838	58.28%	0	2	529	307	31	1	197	609
4285	1453	500	34.41%	1	2	270	227	10	3	150	337
4295	1482	533	35.96%	3	0	332	198	18	0	161	354
4296	201	94	46.77%	1	0	37	56	3	0	27	64
4297	1411	413	29.27%	1	0	180	232	7	0	122	284
4298	1488	420	28.23%	1	0	146	273	2	0	127	291
4299	1139	359	31.52%	1	0	164	194	6	0	108	245
4307	890	257	28.88%	1	0	101	155	5	1	96	155
4319	7	0	0.00%	0	0	0	0	0	0	0	0
4320	231	73	31.60%	0	0	30	43	0	0	21	52
4337	308	102	33.12%	0	0	36	66	4	1	22	75
4339	1170	327	27.95%	0	1	125	201	3	2	115	207
4340	128	42	32.81%	0	0	15	27	0	0	14	28
4342	1037	358	34.52%	1	2	260	95	17	1	77	263
4349	1143	513	44.88%	2	1	318	192	17	2	112	382
TOTAL	253,323	100,388	39.63%	219	141	57,842	42,185	2,897	191	27,428	69,872

Precinct	Total Registered	Total Voting	Turnout	26-33 Gen Obligation Bonds Blank Votes	Overvotes	Yes	No
300	35	8	22.86%	0	0	1	7
332	206	50	24.27%	1	0	12	37
432	223	53	23.77%	0	0	13	40
433	242	66	27.27%	0	0	30	36
503	0	0		0	0	0	0
521	38	21	55.26%	0	0	9	12
541	0	0		0	0	0	0
542	16	4	25.00%	0	0	2	2
543	28	10	35.71%	0	0	5	5
546	2	1	50.00%	0	0	1	0
547	3	0	0.00%	0	0	0	0
590	69	11	15.94%	1	0	4	6
603	0	0		0	0	0	0
3000	982	330	33.60%	0	0	69	261
3163	141	41	29.08%	0	0	13	28
3185	55	30	54.55%	1	0	10	19
3219	1	0	0.00%	0	0	0	0
3234	108	24	22.22%	0	0	6	18
3306	1246	609	48.88%	0	0	148	461
3307	1282	509	39.70%	2	0	157	350
3308	997	556	55.77%	8	0	172	376
3309	1347	994	73.79%	13	3	274	704
3310	1190	399	33.53%	0	0	118	281
3311	1427	592	41.49%	0	1	150	441
3312	1198	431	35.98%	2	0	117	312
3314	828	336	40.58%	0	1	109	226
3315	1314	416	31.66%	0	0	135	281
3322	1478	737	49.86%	17	0	238	482
3323	1039	563	54.19%	3	1	164	395
3324	1214	524	43.16%	0	0	144	380
3326	723	197	27.25%	0	0	67	130

Precinct	Total Registered	Total Voting	Turnout	26-33 Gen Obligation Bonds Blank Votes	Overvotes	Yes	No
3327	856	319	37.27%	0	0	87	232
3328	1337	486	36.35%	0	0	135	351
3329	852	482	56.57%	6	2	134	340
3330	1263	460	36.42%	4	0	138	318
3332	1220	563	46.15%	0	1	156	406
3336	840	401	47.74%	8	0	125	268
3337	1026	381	37.13%	2	1	104	274
4092	143	30	20.98%	0	0	14	16
4125	0	0		0	0	0	0
4128	5	0	0.00%	0	0	0	0
4307	518	189	36.49%	0	0	39	150
4309	981	372	37.92%	0	1	108	263
4313	1016	386	37.99%	0	0	103	283
4319	1323	560	42.33%	0	1	169	390
4320	414	133	32.13%	0	0	36	97
4324	978	382	39.06%	0	0	111	271
4325	1369	533	38.93%	0	0	157	376
4329	703	206	29.30%	0	0	57	149
4330	851	202	23.74%	0	0	53	149
4333	1287	453	35.20%	0	0	124	329
4337	1162	356	30.64%	0	0	70	286
4338	1053	303	28.77%	0	0	101	202
4339	150	32	21.33%	0	0	14	18
4340	927	270	29.13%	0	1	75	194
4341	983	309	31.43%	1	0	83	225
4343	697	253	36.30%	0	1	49	203
4344	1208	456	37.75%	1	0	119	336
4345	684	262	38.30%	0	0	67	195
4346	689	177	25.69%	0	0	62	115
4347	829	261	31.48%	0	0	73	188
4348	1206	490	40.63%	4	0	120	366

Precinct	Total Registered	Total Voting	Turnout	26-33 Gen Obligation Bonds Blank Votes	Overvotes	Yes	No
4350	1165	406	34.85%	0	1	96	309
4351	1466	418	28.51%	0	0	120	298
4352	1068	294	27.53%	0	0	77	217
4353	786	236	30.03%	0	0	61	175
4354	691	243	35.17%	0	0	78	165
4355	1299	440	33.87%	0	1	116	323
4356	1187	352	29.65%	0	0	86	266
4357	757	282	37.25%	1	0	75	206
4358	1228	443	36.07%	0	0	126	317
4359	823	322	39.13%	0	0	82	240
4360	986	287	29.11%	0	0	51	236
4361	930	294	31.61%	0	1	60	233
5029	587	258	43.95%	0	0	93	165
5100	1222	462	37.81%	10	1	208	243
5101	850	295	34.71%	4	1	99	191
5200	891	389	43.66%	4	0	152	233
5201	1390	696	50.07%	4	1	283	408
5202	1469	718	48.88%	7	0	322	389
5203	1034	491	47.49%	6	0	201	284
5204	1427	637	44.64%	2	2	274	359
5300	879	385	43.80%	12	0	145	228
5301	747	250	33.47%	5	0	99	146
5401	348	201	57.76%	3	0	85	113
5424	413	177	42.86%	0	0	56	121
5425	1334	504	37.78%	0	0	178	326
5427	112	43	38.39%	0	0	9	34
5434	793	321	40.48%	0	1	123	197
5551	79	35	44.30%	0	0	6	29
5602	489	184	37.63%	0	0	47	137
5603	444	179	40.32%	0	0	55	124
5604	711	310	43.60%	0	0	87	223

Precinct	Total Registered	Total Voting	Turnout	26-33 Gen Obligation Bonds Blank Votes	Overvotes	Yes	No
5605	608	245	40.30%	0	0	64	181
5606	571	264	46.23%	0	0	84	180
5805	1351	478	35.38%	6	0	149	323
5806	1297	353	27.22%	0	1	137	215
5809	1104	411	37.23%	0	1	123	287
5819	865	343	39.65%	0	0	99	244
5820	979	337	34.42%	0	0	129	208
5823	1001	436	43.56%	0	1	158	277
5824	1275	494	38.75%	0	1	191	302
5825	1473	574	38.97%	0	0	204	370
5828	1443	499	34.58%	0	0	210	289
5829	754	337	44.69%	0	0	137	200
5840	1328	438	32.98%	0	0	148	290
5842	1187	525	44.23%	0	0	255	270
5843	985	303	30.76%	0	0	121	182
5845	1150	304	26.43%	0	0	126	178
5846	857	350	40.84%	0	1	130	219
5850	627	236	37.64%	0	0	98	138
5851	1184	462	39.02%	0	1	174	287
5853	1209	482	39.87%	0	1	154	327
5854	913	302	33.08%	0	0	127	175
5855	1497	618	41.28%	0	2	250	366
5857	937	339	36.18%	0	0	96	243
5858	1303	394	30.24%	0	0	167	227
5859	887	268	30.21%	0	0	130	138
5860	1088	387	35.57%	0	0	167	220
5861	1399	582	41.60%	0	1	234	347
5864	917	365	39.80%	0	0	152	213
5865	985	335	34.01%	0	2	138	195
5866	1466	591	40.31%	1	1	240	349
5867	373	119	31.90%	0	0	29	90

Precinct	Total Registered	Total Voting	Turnout	26-33 Gen Obligation Bonds Blank Votes	Overvotes	Yes	No
5868	1213	498	41.06%	9	0	171	318
5869	957	445	46.50%	7	0	188	250
5870	1038	402	38.73%	3	0	165	234
5871	1238	411	33.20%	5	0	137	269
5872	924	334	36.15%	3	1	125	205
5873	1344	493	36.68%	9	1	156	327
5874	1019	258	25.32%	0	1	88	169
5875	836	235	28.11%	0	1	113	121
5876	1152	461	40.02%	0	0	173	288
5900	1021	492	48.19%	4	0	181	307
5901	836	396	47.37%	5	2	163	226
5902	600	262	43.67%	6	1	66	189
TOTAL	116,798	44,629	38.21%	190	43	14,748	29,648

Certificate

I certify that the votes recorded on this abstract correctly summarize the tally of votes cast at the election indicated.


Vicki K. Ervin

Vicki K. Ervin, Director of Elections
 Multnomah County, Oregon

NOVEMBER 1995 VOTE BY MAIL
NOVEMBER 1995
SUMMARY REPORT

Date 11/08/95
Time 12:00:23

TOTAL VOTER STATISTICS	(#/PCT 17)	
	(#/RPT 17)	
	(%/RP 100.0)	
VOTER REGISTRATION	9942	
TURNOUT	4612	46.3
TUALATIN CITY #34-39	(#/PCT 12)	
	(#/RPT 12)	
(No. to vote for 1)	(%/RP 100.0)	
YES	1065	27.4
NO	2810	72.5
Blank voted (ballots)	13	0.3
Over voted (ballots)	0	0.0
PORTLAND SCHOOL #26-31	(#/PCT 5)	
	(#/RPT 5)	
(No. to vote for 1)	(%/RP 100.0)	
YES	377	52.2
NO	344	47.7
Blank voted (ballots)	3	0.4
Over voted (ballots)	0	0.0
PORTLAND SCHOOL #26-32	(#/PCT 5)	
	(#/RPT 5)	
(No. to vote for 1)	(%/RP 100.0)	
YES	282	44.0
NO	358	55.9
Blank voted (ballots)	83	11.4
Over voted (ballots)	1	0.1



CERTIFIED TO BE A TRUE AND
CORRECT COPY OF THE ORIGINAL
Date November 8, 1995
WASHINGTON COUNTY
ELECTIONS DIVISION
BY M. Kawai

Certificate

I certify that the votes recorded on this abstract correctly summarize the tally of votes cast at the election indicated.


Vicki K. Ervin

**Vicki K. Ervin, Director of Elections
Multnomah County, Oregon**

****OFFICIAL STATEMENT OF VOTES CAST AT THE NOVEMBER 7, 1995 VOTE BY MAIL ELECTION****
 PORTLAND SCHOOL #26-31 / PORTLAND SCHOOL #26-32

Page Number 2.001.001

	REGISTE RED VOTERS	TURN OUT PERCENTAGE	PORTLAND SCHOOL #26-31 YES	PORTLAND SCHOOL #26-31 NO	PORTLAND SCHOOL #26-32 YES	PORTLAND SCHOOL #26-32 NO														
066 RALEIGH PK SCH	538	246 45.7%	117	127	111	109														
069 W SYLVAN SCHOOL	887	378 42.6%	200	178	138	201														
092 RALEIGH PK SCH	192	96 50.0%	57	38	33	44														
209 RALEIGH HLS SCH	4	2 50.0%	2	0	0	2														
236 W TUALATIN VIEW SCH	4	2 50.0%	1	1	0	2														
**** TOTALS ****	1625	724 44.5%	377	344	282	358														




CERTIFIED TO BE A TRUE AND
 CORRECT COPY OF THE ORIGINAL
 Date November 8, 1995
 WASHINGTON COUNTY
 ELECTIONS DIVISION
 BY [Signature]

** OFFICIAL CANVASS WITH OVER AND UNDER VOTES **

CLACKAMAS COUNTY
SPECIAL ELECTION
NOVEMBER 7, 1995

 * I, JOHN KAUFFMAN, COUNTY CLERK, CERTIFY THAT THE VOTES * BY : * DATE OF ABSTRACT : *
 * RECORDED ON THIS ABSTRACT CORRECTLY SUMMARIZE THE * *
 * RESULT OF VOTES CAST AT THE ELECTION INDICATED. * *



NOV 13 1995

PORTLAND SCHOOL (JT) MEASURE 26-31 DISTRICT BOND MEASURE
 A -- YES
 B -- NO


PORTLAND SCHOOL (JT) MEASURE 26-32 DISTRICT BOUNDARY CHANGE
 C -- YES
 D -- NO

pct code	A	B	over	under	total	C	D	over	under	total
0091	40	46	0	0	86	24	45	0	17	86
0167	3	8	0	2	13	7	5	0	1	13
TOTAL	43	54	0	2	99	31	50	0	18	99

** OFFICIAL CANVASS WITH OVER AND UNDER VOTES **

CLACKAMAS COUNTY
SPECIAL ELECTION
NOVEMBER 7, 1995

 * I, JOHN KAUFFMAN, COUNTY CLERK, CERTIFY THAT THE VOTES * BY : * DATE OF ABSTRACT : *
 * RECORDED ON THIS ABSTRACT CORRECTLY SUMMARIZE THE * *
 * RESULT OF VOTES CAST AT THE ELECTION INDICATED. * *



* NOV 13 1995 *

MT HOOD COMMUNITY COLLEGE (JT) MEASURE 26-33 BOND MEASURE

A -- YES
B -- NO

pct code	A	B	over	under	total
0094	2	1	0	0	3
0101	157	368	0	19	544
0102	148	359	0	13	520
0371	92	195	0	5	292
0372	126	321	0	7	454
0373	92	295	0	11	398
0375	110	269	0	14	393
0376	99	261	1	3	364
0377	31	140	0	6	177
0378	56	232	0	7	295
0381	173	453	0	16	642
0382	46	141	0	6	193
0383	141	292	0	12	445
0390	89	228	0	2	319
0391	109	205	0	3	317
0393	127	262	0	10	399
0394	170	367	0	16	553
0401	132	233	0	6	371
0402	112	286	1	10	409
0403	90	286	0	10	386
0404	153	308	0	9	470
0405	178	387	0	16	581
0407	135	389	0	7	531
0443	39	150	0	7	196
0444	15	49	0	5	69
TOTAL	2,622	6,477	2	220	9,321