

Metro Council President

VOTES PERCENT

VOTES PERCENT

Vote For 1

01 = David Bragdon

22,846 98.50

03 = OVER VOTES

0

02 = WRITE-IN

349 1.50

04 = UNDER VOTES

21,821

-----  
01 02 03 04  
-----

0001 Precinct 1	180	3	0	141
0002 Precinct 2	164	6	0	163
0003 Precinct 3	164	2	0	132
0005 Precinct 5	149	1	0	113
0006 Precinct 6	195	0	0	181
0007 Precinct 7	403	2	0	348
0008 Precinct 8	574	7	0	581
0009 Precinct 9	153	4	0	158
0011 Precinct 11	223	2	0	185
0031 Precinct 31	99	1	0	68
0032 Precinct 32	97	1	0	75
0033 Precinct 33	265	2	0	234
0034 Precinct 34	223	2	0	255
0038 Precinct 38	143	1	0	158
0039 Precinct 39	221	6	0	196
0051 Precinct 51	203	2	0	174
0053 Precinct 53	165	1	0	132
0054 Precinct 54	116	1	0	111
0056 Precinct 56	133	1	0	106
0057 Precinct 57	170	2	0	182
0058 Precinct 58	150	3	0	149
0060 Precinct 60	205	4	0	162
0062 Precinct 62	172	3	0	207
0063 Precinct 63	164	3	0	139
0064 Precinct 64	175	3	0	175
0090 Precinct 90	0	0	0	0
0091 Precinct 91	45	0	0	34
0092 Precinct 92	15	0	0	18
0093 Precinct 93	29	0	0	22
0094 Precinct 94	11	0	0	8
0095 Precinct 95	0	0	0	1
0096 Precinct 96	804	16	0	1043
0097 Precinct 97	17	1	0	16
0130 Precinct 130	415	5	0	400
0131 Precinct 131	372	2	0	387
0132 Precinct 132	291	5	0	343
0134 Precinct 134	324	9	0	350
0135 Precinct 135	201	4	0	248
0136 Precinct 136	231	8	0	235
0138 Precinct 138	314	5	0	352
0139 Precinct 139	346	1	0	302
0140 Precinct 140	146	3	0	120
0151 Precinct 151	250	3	0	244
0152 Precinct 152	176	1	0	208
0153 Precinct 153	310	2	0	232
0154 Precinct 154	263	1	0	217
0155 Precinct 155	388	9	0	340
0157 Precinct 157	132	1	0	135
0158 Precinct 158	264	0	0	186
0159 Precinct 159	230	3	0	223
0160 Precinct 160	231	4	0	211
0162 Precinct 162	272	4	0	226
0163 Precinct 163	318	4	0	261
0164 Precinct 164	246	5	0	185
0165 Precinct 165	211	5	0	223

Metro Council President  
 Vote For 1

01 = David Bragdon  
 02 = WRITE-IN

VOTES PERCENT  
 22,846 98.50  
 349 1.50

03 = OVER VOTES  
 04 = UNDER VOTES

VOTES PERCENT  
 0  
 21,821

(CONTINUED FROM PREVIOUS PAGE)

	01	02	03	04
0166 Precinct 166	247	5	0	224
0167 Precinct 167	244	1	0	202
0169 Precinct 169	143	2	0	124
0170 Precinct 170	5	0	0	2
0171 Precinct 171	3	0	0	9
0201 Precinct 201	163	6	0	150
0202 Precinct 202	289	5	0	212
0203 Precinct 203	351	7	0	280
0204 Precinct 204	262	4	0	212
0205 Precinct 205	143	3	0	142
0206 Precinct 206	270	3	0	256
0251 Precinct 251	1	0	0	0
0252 Precinct 252	276	6	0	325
0300 Precinct 300	138	0	0	116
0301 Precinct 301	156	2	0	130
0302 Precinct 302	99	0	0	92
0303 Precinct 303	163	0	0	109
0305 Precinct 305	8	2	0	6
0306 Precinct 306	26	0	0	40
0313 Precinct 313	111	1	0	103
0326 Precinct 326	176	4	0	175
0327 Precinct 327	223	7	0	249
0328 Precinct 328	9	0	0	18
0337 Precinct 337	0	0	0	8
0390 Precinct 390	173	4	0	251
0394 Precinct 394	109	3	0	176
0401 Precinct 401	176	1	0	259
0403 Precinct 403	138	7	0	185
0405 Precinct 405	157	8	0	205
0407 Precinct 407	33	0	0	41
0411 Precinct 411	228	6	0	239
0412 Precinct 412	206	1	0	217
0413 Precinct 413	103	4	0	97
0414 Precinct 414	203	3	0	201
0422 Precinct 422	120	1	0	109
0441 Precinct 441	38	2	0	27
0442 Precinct 442	151	5	0	174
0443 Precinct 443	157	8	0	204
0444 Precinct 444	51	0	0	79
0445 Precinct 445	179	2	0	149
0446 Precinct 446	112	1	0	95
0451 Precinct 451	122	0	0	82
0452 Precinct 452	77	0	0	68
0453 Precinct 453	225	1	0	180
0454 Precinct 454	236	3	0	244
0475 Precinct 475	236	7	0	266
0478 Precinct 478	40	2	0	42
0480 Precinct 480	152	3	0	136
0481 Precinct 481	301	4	0	263
0491 Precinct 491	54	1	0	51
0503 Precinct 503	222	2	0	192
0505 Precinct 505	224	2	0	212
0506 Precinct 506	119	1	0	115
0507 Precinct 507	168	3	0	126
0521 Precinct 521	152	3	0	127

Metro Council President

VOTES PERCENT

VOTES PERCENT

Vote For 1

01 = David Bragdon

22,846 98.50

03 = OVER VOTES

0

02 = WRITE-IN

349 1.50

04 = UNDER VOTES

21,821

(CONTINUED FROM PREVIOUS PAGE)

	01	02	03	04
0522 Precinct 522	177	1	0	102
0523 Precinct 523	96	0	0	47
0525 Precinct 525	191	3	0	173
0526 Precinct 526	206	6	0	181
0530 Precinct 530	186	3	0	203
0531 Precinct 531	189	5	0	150
0532 Precinct 532	133	1	0	143
0533 Precinct 533	177	1	0	149
0538 Precinct 538	157	1	0	125
0549 Precinct 549	153	1	0	116
0550 Precinct 550	263	4	0	234
0551 Precinct 551	167	3	0	173
0552 Precinct 552	181	1	0	158
0553 Precinct 553	78	3	0	42
0555 Precinct 555	278	1	0	257
0560 Precinct 560	94	2	0	102
0561 Precinct 561	14	0	0	25
0562 Precinct 562	0	0	0	0
0563 Precinct 563	144	3	0	113
0565 Precinct 565	1	0	0	1
0568 Precinct 568	30	0	0	35
0587 Precinct 587	5	0	0	1

Metro Auditor

VOTES PERCENT

VOTES PERCENT

Vote For 1

- 01 = Suzanne Flynn
- 02 = Alexis Dow
- 03 = WRITE-IN

16,189 56.70  
12,278 43.00  
84 .29

04 = OVER VOTES  
05 = UNDER VOTES

10  
16,455

	01	02	03	04	05
0001 Precinct 1	145	80	0	0	99
0002 Precinct 2	119	92	3	0	119
0003 Precinct 3	117	80	0	0	101
0005 Precinct 5	109	65	0	0	89
0006 Precinct 6	146	86	0	1	143
0007 Precinct 7	287	198	3	0	265
0008 Precinct 8	395	344	2	0	421
0009 Precinct 9	114	90	1	0	110
0011 Precinct 11	144	134	0	1	131
0031 Precinct 31	72	43	0	0	53
0032 Precinct 32	68	45	0	0	60
0033 Precinct 33	178	135	2	0	186
0034 Precinct 34	157	137	0	0	186
0038 Precinct 38	123	85	0	0	94
0039 Precinct 39	142	136	0	0	145
0051 Precinct 51	163	98	2	0	116
0053 Precinct 53	134	73	0	0	91
0054 Precinct 54	80	68	0	0	80
0056 Precinct 56	106	62	1	0	71
0057 Precinct 57	133	100	0	0	121
0058 Precinct 58	113	80	0	0	109
0060 Precinct 60	159	88	0	0	124
0062 Precinct 62	143	101	0	0	138
0063 Precinct 63	118	90	2	0	96
0064 Precinct 64	122	110	1	0	120
0090 Precinct 90	0	0	0	0	0
0091 Precinct 91	32	15	0	0	32
0092 Precinct 92	12	7	0	0	14
0093 Precinct 93	22	16	0	0	13
0094 Precinct 94	7	6	0	0	6
0095 Precinct 95	0	0	0	0	1
0096 Precinct 96	552	472	3	0	836
0097 Precinct 97	10	11	1	0	12
0130 Precinct 130	245	236	0	0	339
0131 Precinct 131	232	192	0	1	336
0132 Precinct 132	179	148	1	0	311
0134 Precinct 134	214	166	3	0	300
0135 Precinct 135	126	108	0	0	219
0136 Precinct 136	147	122	1	0	204
0138 Precinct 138	194	170	3	0	304
0139 Precinct 139	207	191	0	0	251
0140 Precinct 140	96	63	1	0	109
0151 Precinct 151	178	108	3	1	207
0152 Precinct 152	139	92	1	0	153
0153 Precinct 153	199	142	0	0	203
0154 Precinct 154	181	126	1	0	173
0155 Precinct 155	287	190	2	1	257
0157 Precinct 157	99	68	0	0	101
0158 Precinct 158	154	123	0	0	173
0159 Precinct 159	158	129	1	1	167
0160 Precinct 160	128	130	2	0	186
0162 Precinct 162	212	119	0	0	171
0163 Precinct 163	218	138	0	0	227
0164 Precinct 164	172	123	1	0	140

	VOTES	PERCENT		VOTES	PERCENT
Metro Auditor					
Vote For 1					
01 = Suzanne Flynn	16,189	56.70			
02 = Alexis Dow	12,278	43.00	04 = OVER VOTES	10	
03 = WRITE-IN	84	.29	05 = UNDER VOTES	16,455	

(CONTINUED FROM PREVIOUS PAGE)

	01	02	03	04	05
0165 Precinct 165	162	108	0	0	169
0166 Precinct 166	155	143	0	0	178
0167 Precinct 167	147	137	1	0	162
0169 Precinct 169	94	76	0	0	99
0170 Precinct 170	2	3	0	0	2
0171 Precinct 171	4	1	0	0	7
0201 Precinct 201	100	91	0	0	128
0202 Precinct 202	225	108	1	0	172
0203 Precinct 203	235	158	0	0	245
0204 Precinct 204	175	126	0	0	177
0205 Precinct 205	75	103	4	0	106
0206 Precinct 206	173	132	1	0	223
0251 Precinct 251	1	0	0	0	0
0252 Precinct 252	175	157	0	0	275
0300 Precinct 300	79	76	0	0	99
0301 Precinct 301	123	67	0	0	98
0302 Precinct 302	77	48	0	0	66
0303 Precinct 303	109	84	0	0	79
0305 Precinct 305	9	0	2	0	5
0306 Precinct 306	18	17	0	0	31
0313 Precinct 313	73	54	1	0	87
0326 Precinct 326	123	96	2	0	134
0327 Precinct 327	155	129	1	0	194
0328 Precinct 328	10	4	0	0	13
0337 Precinct 337	2	0	0	0	6
0390 Precinct 390	145	122	0	0	161
0394 Precinct 394	100	81	0	0	107
0401 Precinct 401	159	128	0	0	149
0403 Precinct 403	96	100	2	0	132
0405 Precinct 405	138	107	3	0	122
0407 Precinct 407	26	17	0	0	31
0411 Precinct 411	176	130	0	0	167
0412 Precinct 412	135	126	0	1	162
0413 Precinct 413	68	74	0	0	62
0414 Precinct 414	123	139	1	0	144
0422 Precinct 422	104	67	1	0	58
0441 Precinct 441	30	22	0	0	15
0442 Precinct 442	125	99	0	0	106
0443 Precinct 443	125	132	3	1	108
0444 Precinct 444	36	38	0	0	56
0445 Precinct 445	130	87	0	0	113
0446 Precinct 446	82	61	0	1	64
0451 Precinct 451	90	50	0	0	64
0452 Precinct 452	68	32	0	0	45
0453 Precinct 453	150	122	2	0	132
0454 Precinct 454	161	127	1	0	194
0475 Precinct 475	179	130	1	0	199
0478 Precinct 478	36	25	0	0	23
0480 Precinct 480	116	78	2	1	94
0481 Precinct 481	232	160	1	0	175
0491 Precinct 491	39	35	0	0	32
0503 Precinct 503	170	114	0	0	132
0505 Precinct 505	162	133	0	0	143
0506 Precinct 506	90	66	1	0	78

	VOTES	PERCENT		VOTES	PERCENT
Metro Auditor					
Vote For 1					
01 = Suzanne Flynn	16,189	56.70			
02 = Alexis Dow	12,278	43.00	04 = OVER VOTES	10	
03 = WRITE-IN	84	.29	05 = UNDER VOTES	16,455	

(CONTINUED FROM PREVIOUS PAGE)

	01	02	03	04	05
0507 Precinct 507	137	71	0	0	89
0521 Precinct 521	120	87	2	0	73
0522 Precinct 522	109	74	0	0	97
0523 Precinct 523	62	39	0	0	42
0525 Precinct 525	152	98	2	0	115
0526 Precinct 526	151	115	1	0	126
0530 Precinct 530	153	93	1	0	145
0531 Precinct 531	127	109	1	0	107
0532 Precinct 532	94	84	0	0	99
0533 Precinct 533	145	89	0	0	93
0538 Precinct 538	129	76	0	0	78
0549 Precinct 549	99	91	1	0	79
0550 Precinct 550	173	161	1	0	166
0551 Precinct 551	141	86	0	0	116
0552 Precinct 552	134	107	0	0	99
0553 Precinct 553	62	37	0	0	24
0555 Precinct 555	219	128	0	0	189
0560 Precinct 560	65	55	3	0	75
0561 Precinct 561	16	12	0	0	11
0562 Precinct 562	0	0	0	0	0
0563 Precinct 563	95	92	0	0	73
0565 Precinct 565	1	0	0	0	1
0568 Precinct 568	21	22	0	0	22
0587 Precinct 587	5	1	0	0	0

Metro Councilor, District No. 1

VOTES PERCENT

VOTES PERCENT

Vote For 1

01 = Rod Park

1,767 53.92

02 = Jim Duncan

1,495 45.62

03 = WRITE-IN

15 .46

04 = OVER VOTES

0

05 = UNDER VOTES

1,653

	01	02	03	04	05
0094 Precinct 94	8	6	0	0	5
0096 Precinct 96	595	458	6	0	804
0097 Precinct 97	12	12	1	0	9
0390 Precinct 390	167	147	0	0	114
0394 Precinct 394	115	90	0	0	83
0401 Precinct 401	142	180	0	0	114
0403 Precinct 403	127	109	1	0	93
0405 Precinct 405	160	124	2	0	84
0407 Precinct 407	25	27	0	0	22
0422 Precinct 422	92	79	0	0	59
0443 Precinct 443	139	119	3	0	108
0444 Precinct 444	42	40	0	0	48
0445 Precinct 445	64	40	0	0	47
0446 Precinct 446	79	64	2	0	63

Metro Councilor, District No. 2

VOTES PERCENT

VOTES PERCENT

Vote For 1

01 = Brian Newman

02 = WRITE-IN

18,206 98.97  
 190 1.03

03 = OVER VOTES  
 04 = UNDER VOTES

0  
 17,686

	01	02	03	04
0001 Precinct 1	178	4	0	142
0002 Precinct 2	168	5	0	160
0003 Precinct 3	162	1	0	135
0005 Precinct 5	149	3	0	111
0006 Precinct 6	193	1	0	182
0007 Precinct 7	403	2	0	348
0008 Precinct 8	577	7	0	578
0009 Precinct 9	154	3	0	158
0011 Precinct 11	219	1	0	190
0031 Precinct 31	95	1	0	72
0032 Precinct 32	92	1	0	80
0033 Precinct 33	261	2	0	238
0034 Precinct 34	219	2	0	259
0038 Precinct 38	138	1	0	163
0039 Precinct 39	224	1	0	198
0051 Precinct 51	216	4	0	159
0053 Precinct 53	168	1	0	129
0054 Precinct 54	121	0	0	107
0056 Precinct 56	138	1	0	101
0057 Precinct 57	175	2	0	177
0058 Precinct 58	141	1	0	160
0060 Precinct 60	205	4	0	162
0062 Precinct 62	178	5	0	199
0063 Precinct 63	169	1	0	136
0064 Precinct 64	176	2	0	175
0090 Precinct 90	0	0	0	0
0091 Precinct 91	36	0	0	43
0092 Precinct 92	14	0	0	19
0093 Precinct 93	24	0	0	27
0095 Precinct 95	0	0	0	1
0130 Precinct 130	387	4	0	429
0131 Precinct 131	362	2	0	397
0132 Precinct 132	275	3	0	361
0134 Precinct 134	307	7	0	369
0135 Precinct 135	202	4	0	247
0136 Precinct 136	220	2	0	252
0138 Precinct 138	292	3	0	376
0139 Precinct 139	337	3	0	309
0140 Precinct 140	139	3	0	127
0151 Precinct 151	233	4	0	260
0152 Precinct 152	166	3	0	216
0153 Precinct 153	290	0	0	254
0154 Precinct 154	249	2	0	230
0155 Precinct 155	364	4	0	369
0157 Precinct 157	124	0	0	144
0158 Precinct 158	249	0	0	201
0159 Precinct 159	220	2	0	234
0160 Precinct 160	214	3	0	229
0162 Precinct 162	258	3	0	241
0163 Precinct 163	291	3	0	289
0164 Precinct 164	229	4	0	203
0165 Precinct 165	209	0	0	230
0166 Precinct 166	223	2	0	251
0167 Precinct 167	232	3	0	212
0169 Precinct 169	137	1	0	131



Metro Councilor, District No. 2

VOTES PERCENT

VOTES PERCENT

Vote For 1

01 = Brian Newman

18,206 98.97

03 = OVER VOTES

0

02 = WRITE-IN

190 1.03

04 = UNDER VOTES

17,686

(CONTINUED FROM PREVIOUS PAGE)

	01	02	03	04
0170 Precinct 170	5	0	0	2
0171 Precinct 171	2	0	0	10
0251 Precinct 251	1	0	0	0
0300 Precinct 300	127	1	0	126
0301 Precinct 301	151	2	0	135
0302 Precinct 302	94	1	0	96
0303 Precinct 303	86	0	0	50
0305 Precinct 305	8	2	0	6
0306 Precinct 306	23	0	0	43
0313 Precinct 313	97	2	0	116
0326 Precinct 326	159	2	0	160
0327 Precinct 327	10	0	0	8
0328 Precinct 328	11	0	0	16
0411 Precinct 411	220	6	0	247
0412 Precinct 412	199	0	0	225
0413 Precinct 413	100	2	0	102
0414 Precinct 414	203	3	0	201
0441 Precinct 441	38	2	0	27
0442 Precinct 442	155	0	0	175
0445 Precinct 445	105	0	0	74
0451 Precinct 451	122	0	0	82
0452 Precinct 452	76	2	0	67
0453 Precinct 453	220	1	0	185
0454 Precinct 454	227	1	0	255
0475 Precinct 475	240	3	0	266
0478 Precinct 478	44	0	0	40
0480 Precinct 480	154	3	0	134
0481 Precinct 481	304	3	0	261
0491 Precinct 491	52	2	0	52
0503 Precinct 503	225	0	0	191
0505 Precinct 505	223	0	0	215
0506 Precinct 506	126	0	0	109
0507 Precinct 507	171	2	0	124
0521 Precinct 521	148	3	0	131
0522 Precinct 522	167	0	0	113
0523 Precinct 523	91	0	0	52
0525 Precinct 525	188	5	0	174
0526 Precinct 526	202	7	0	184
0530 Precinct 530	186	1	0	205
0531 Precinct 531	188	1	0	155
0532 Precinct 532	132	1	0	144
0533 Precinct 533	173	1	0	153
0538 Precinct 538	157	0	0	126
0549 Precinct 549	153	2	0	115
0550 Precinct 550	266	1	0	234
0551 Precinct 551	167	2	0	174
0552 Precinct 552	178	1	0	161
0553 Precinct 553	80	0	0	43
0555 Precinct 555	263	1	0	272
0560 Precinct 560	92	2	0	104
0561 Precinct 561	15	0	0	24
0562 Precinct 562	0	0	0	0
0563 Precinct 563	142	1	0	117
0565 Precinct 565	2	0	0	0
0568 Precinct 568	31	0	0	34

NUMBERED KEY CANVASS

CLACKAMAS COUNTY, OREGON

RUN DATE:05/31/06 02:17 PM

MAY 16, 2006  
PRIMARY ELECTION

REPORT-EL52 PAGE 0132

Metro Councilor, District No. 2

VOTES PERCENT

VOTES PERCENT

Vote For 1

01 = Brian Newman

18,206 98.97

03 = OVER VOTES

0

02 = WRITE-IN

190 1.03

04 = UNDER VOTES

17,686

(CONTINUED FROM PREVIOUS PAGE)

-----  
01 02 03 04  
-----

0587 Precinct 587

5 0 0 1

*Faint, illegible text or stamp in the bottom right corner.*

NUMBERED KEY CANVASS

RUN DATE:06/02/06 02:47 PM

WASHINGTON COUNTY  
PRIMARY ELECTION  
MAY 16, 2006  
Nonpartisan


REPORT-EL52 PAGE 0199

Metro Council President  
Vote For 1

01 = David Bragdon  
02 = WRITE-IN

VOTES PERCENT  
42,824 98.31  
738 1.69

	01	02
0302 302 KINNAMAN	355	3
0303 303 WITCH HAZEL	27	1
0304 304 BUTTERNUT	379	3
0306 306 TANASBOURNE	112	1
0307 307 WILLOW CREEK	284	8
0309 309 HAWTHORNE FARMS	428	11
0312 312 HAGG LAKE	14	1
0313 313 HILLSBORO-UNINCORP	47	2
0314 314 GLENCOE	2	0
0318 318 MINTER BRIDGE	432	9
0319 319 QUATAMA STREET	134	4
0320 320 HAZELDALE	409	11
0322 322 JACKTOWN	9	0
0323 323 INDIAN HILLS	384	10
0325 325 HILLSBORO-ISLANDS	0	0
0327 327 BROWN MIDDLE SCHOOL	445	10
0328 328 FARMINGTON VIEW	2	0
0329 329 CENTURY SCHOOL	442	11
0331 331 PORTLAND/BARNES	0	0
0332 332 ORENCO STATION	429	12
0333 333 JOHN OLSEN	402	5
0335 335 JACKSON SCHOOL	514	7
0336 336 FAIRGROUNDS	414	7
0337 337 WALNUT ST	552	14
0338 338 CORNELIUS	515	9
0339 339 FOREST GROVE-EAST	729	7
0340 340 FOREST GROVE-WEST	819	11
0341 341 CORNELIUS-SCHEFFLIN	20	0
0342 342 DAVID HILL RD	25	2
0343 343 MOOBERRY	614	10
0344 344 HILLSBORO CENTRAL	487	8
0345 345 W/HILLSBORO UNINCORP	5	0
0346 346 CORNELIUS/TUAL RIVER	44	2
0348 348 LAKE OSWEGO	13	0
0349 349 DIVISION STREET	384	6
0350 350 FIR GROVE	873	8
0351 351 ALOHA PARK	306	12
0352 352 BEAVERTON-CENTER	118	3
0353 353 WALKER ROAD-SOUTH	287	0
0354 354 CHEHALEM SCHOOL	756	10
0355 355 MEADOW PARK	605	4
0356 356 ALOHA-WEST	216	2
0357 357 HERITAGE PARK	291	2
0358 358 SEMINOLE ESTATES	216	1
0359 359 WATERHOUSE	778	14
0360 360 PHEASANT LANE	394	10
0361 361 MILLIKAN	166	2
0362 362 CEDAR HILLS	825	11
0363 363 BARNES RD	632	15
0364 364 MCDANIEL RD	753	10
0365 365 LEAHY RD	748	19
0366 366 WEST TUALATIN VIEW	230	2
0367 367 THOMPSON RD	596	11
0368 368 SOMERSET	639	11



NUMBERED KEY CANVASS

WASHINGTON COUNTY  
PRIMARY ELECTION  
MAY 16, 2006  
Nonpartisan

RUN DATE:06/02/06 02:47 PM

VOTES PERCENT

Metro Council President

Vote For 1


01 = David Bragdon

02 = WRITE-IN

42,824 98.31  
738 1.69

(CONTINUED FROM PREVIOUS PAGE)

	01	02
0369 369 COLUMBIA AVE	362	8
0370 370 ROCK CREEK	332	5
0371 371 OAK HILLS	490	3
0372 372 RIDGEWOOD SCHOOL	426	7
0374 374 JACOBSON RD	0	0
0375 375 PORTLAND CITY	45	0
0376 376 WESTVIEW	373	13
0377 377 BETHANY EAST	576	13
0378 378 CANYON LN	236	3
0379 379 HALL BLVD	646	9
0380 380 HIGHLAND PARK	509	8
0381 381 BEAVERTON/CENTER ST	378	6
0382 382 GREENWAY	570	11
0383 383 BEAVERTON-HILLSDALE	329	2
0384 384 GARDEN HOME	533	5
0385 385 PORTLAND GOLF CLUB	723	10
0386 386 RALEIGH PARK	847	10
0387 387 SUNSET CORRIDOR	43	0
0388 388 WHITFORD	31	1
0389 389 SEXTON MOUNTAIN	583	11
0390 390 SOUTHRIDGE	735	18
0391 391 PORTLAND CITY	34	0
0392 392 PORTLAND CITY COM 2	21	1
0393 393 MONTCLAIR	141	2
0394 394 CORNELIUS EAST	4	0
0395 395 MURRAY HILL	443	3
0396 396 DURHAM	148	2
0397 397 BULL MOUNTAIN	367	6
0398 398 COOPER MOUNTAIN	110	5
0399 399 METZGER	335	11
0400 400 WASHINGTON SQUARE	420	4
0401 401 MAYO STREET	336	6
0402 402 TIGARD/WALNUT ST	162	6
0403 403 TIGARD/GAARDE ST	653	9
0404 404 FOWLER SCHOOL	387	15
0405 405 TWALITY SCHOOL	693	15
0406 406 TIGARD CITY HALL	574	16
0407 407 NORTH BARNES	200	0
0408 408 SUMMERFIELD	1125	12
0409 409 SUMMERLAKE-WEST	388	4
0410 410 BEEF BEND RD	221	4
0411 411 SCHOLLS HEIGHTS	216	9
0412 412 COOPER MT SCHOOL	299	4
0413 413 FISCHER/PACIFIC HWY	11	0
0414 414 BARROWS RD	161	5
0415 415 BEEF BEND/131ST	176	1
0416 416 SUMMERLAKE-EAST	329	6
0417 417 ELDORADO	240	5
0418 418 HART ROAD	59	0
0419 419 KING CITY	636	2
0420 420 TUALATIN CITY	564	12
0421 421 TRI-CITIES	5	0
0422 422 FG NORTH/UNINCORP	22	0
0423 423 TUALATIN-NORTH	462	3



NUMBERED KEY CANVASS

RUN DATE:06/02/06 02:47 PM

WASHINGTON COUNTY  
 PRIMARY ELECTION  
 MAY 16, 2006  
 Nonpartisan

REPORT-ELS2 PAGE 0201

VOTES PERCENT

Metro Council President

Vote For 1

01 = David Bragdon

02 = WRITE-IN

42,824 98.31  
 738 1.69

(CONTINUED FROM PREVIOUS PAGE)

	01	02
0424 424 CENTRAL SHERWOOD CITY	518	9
0425 425 SHERWOOD-UNINCORP	20	0
0426 426 GRONER	9	0
0427 427 SCHOLLS	0	0
0428 428 TUALATIN-WEST	204	3
0429 429 MILLER HILL	308	9
0432 432 WILSONVILLE	12	0
0433 433 ED BYROM SCHOOL	365	3
0434 434 ERROL HASSELL	520	24
0435 435 SE SHERWOOD CITY	499	7
0436 436 TUALATIN CITY	286	4
0437 437 HAZELBROOK	9	0
0438 438 SE COUNTY	80	3
0439 439 PCC	2	0
0440 440 HILLSBORO-SOUTH	26	0
0441 441 PORTLAND CITY SOUTH	14	0
0442 442 KEMMER RD	116	3
0443 443 JENKINS/BASELINE	0	0
0444 444 SPRINGVILLE	297	5
0445 445 SCHOLLS HTS N	111	1
0446 446 LOMBARD	244	5
0447 447 BETHANY WEST	433	7
0448 448 CEDAR HILLS	43	1
0449 449 CANYON/217	7	0
0450 450 WALKER RD	0	0
0451 451 GRABHORN	94	3
0452 452 JOHNSON/185TH	326	5
0453 453 BASELINE/185TH	5	0
0454 454 BULL MT SPLIT	23	0
0455 455 S TIGARD/PACIFIC HWY	1	0
0456 456 NORTH FOREST GROVE	6	0
0457 457 NW SHERWOOD CITY	194	1
0458 458 Sherwood Annexation	0	0
0459 459 King City Annexation	43	2



NUMBERED KEY CANVASS

WASHINGTON COUNTY  
PRIMARY ELECTION  
MAY 16, 2006  
Nonpartisan

RUN DATE:06/02/06 02:47 PM

REPORT-EL52 PAGE 0202

Metro Auditor

VOTES PERCENT

VOTES PERCENT

Vote For 1

01 = Suzanne Flynn

27.641 53.36


02 = Alexis Dow

23.923 46.18

03 = WRITE-IN

236 .46

	01	02	03
0302 302 KINNAMAN	213	248	0
0303 303 WITCH HAZEL	19	18	0
0304 304 BUTTERNUT	255	241	0
0306 306 TANASBOURNE	78	64	0
0307 307 WILLOW CREEK	188	186	4
0309 309 HAWTHORNE FARMS	298	235	1
0312 312 HAGG LAKE	9	8	0
0313 313 HILLSBORO-UNINCORP	21	43	0
0314 314 GLENCOE	2	0	0
0318 318 MINTER BRIDGE	285	274	3
0319 319 QUATAMA STREET	83	84	3
0320 320 HAZELDALE	271	248	4
0322 322 JACKTOWN	2	8	0
0323 323 INDIAN HILLS	246	239	4
0325 325 HILLSBORO-ISLANDS	0	0	0
0327 327 BROWN MIDDLE SCHOOL	302	248	2
0328 328 FARMINGTON VIEW	2	1	0
0329 329 CENTURY SCHOOL	273	297	3
0331 331 PORTLAND/BARNES	0	0	0
0332 332 ORENCO STATION	274	243	2
0333 333 JOHN OLSEN	263	193	1
0335 335 JACKSON SCHOOL	340	343	2
0336 336 FAIRGROUNDS	255	253	0
0337 337 WALNUT ST	341	354	5
0338 338 CORNELIUS	352	330	4
0339 339 FOREST GROVE-EAST	494	373	1
0340 340 FOREST GROVE-WEST	571	471	4
0341 341 CORNELIUS-SCHEFFLIN	15	8	0
0342 342 DAVID HILL RD	19	24	0
0343 343 MOOBERRY	384	364	6
0344 344 HILLSBORO CENTRAL	327	329	3
0345 345 W/HILLSBORO UNINCORP	3	4	0
0346 346 CORNELIUS/TUAL RIVER	25	24	0
0348 348 LAKE OSWEGO	13	6	0
0349 349 DIVISION STREET	230	228	3
0350 350 FIR GROVE	566	439	4
0351 351 ALOHA PARK	187	175	3
0352 352 BEAVERTON-CENTER	78	55	1
0353 353 WALKER ROAD-SOUTH	190	161	1
0354 354 CHEHALEM SCHOOL	477	395	5
0355 355 MEADOW PARK	387	342	1
0356 356 ALOHA-WEST	135	132	0
0357 357 HERITAGE PARK	180	157	0
0358 358 SEMINOLE ESTATES	137	121	0
0359 359 WATERHOUSE	466	435	5
0360 360 PHEASANT LANE	270	206	5
0361 361 MILLIKAN	99	73	2
0362 362 CEDAR HILLS	549	413	2
0363 363 BARNES RD	405	359	3
0364 364 MCDANIEL RD	481	437	2
0365 365 LEAHY RD	520	404	2
0366 366 WEST TUALATIN VIEW	158	128	1
0367 367 THOMPSON RD	359	355	3
0368 368 SOMERSET	365	390	5



NUMBERED KEY CANVASS

WASHINGTON COUNTY  
PRIMARY ELECTION  
MAY 16, 2006  
Nonpartisan


RUN DATE:06/02/06 02:47 PM

REPORT-EL52 PAGE 0203

	VOTES	PERCENT		VOTES	PERCENT
Metro Auditor					
Vote For 1					
01 = Suzanne Flynn	27,641	53.36			
02 = Alexis Dow	23,923	46.18	03 = WRITE-IN	236	.46

(CONTINUED FROM PREVIOUS PAGE)

	01	02	03
0369 369 COLUMBIA AVE	254	202	0
0370 370 ROCK CREEK	186	218	2
0371 371 OAK HILLS	322	264	2
0372 372 RIDGEWOOD SCHOOL	292	234	2
0374 374 JACOBSON RD	0	0	0
0375 375 PORTLAND CITY	29	23	0
0376 376 WESTVIEW	247	224	5
0377 377 BETHANY EAST	355	291	2
0378 378 CANYON LN	169	131	0
0379 379 HALL BLVD	461	372	4
0380 380 HIGHLAND PARK	357	264	2
0381 381 BEAVERTON/CENTER ST	275	153	4
0382 382 GREENWAY	370	266	5
0383 383 BEAVERTON-HILLSDALE	218	160	1
0384 384 GARDEN HOME	333	256	3
0385 385 PORTLAND GOLF CLUB	469	320	4
0386 386 RALEIGH PARK	566	432	2
0387 387 SUNSET CORRIDOR	28	25	0
0388 388 WHITFORD	21	13	1
0389 389 SEXTON MOUNTAIN	344	307	4
0390 390 SOUTHRIDGE	465	388	5
0391 391 PORTLAND CITY	25	18	0
0392 392 PORTLAND CITY COM 2	15	16	1
0393 393 MONTCLAIR	99	67	0
0394 394 CORNELIUS EAST	4	0	0
0395 395 MURRAY HILL	260	177	1
0396 396 DURHAM	117	68	1
0397 397 BULL MOUNTAIN	226	238	1
0398 398 COOPER MOUNTAIN	74	93	0
0399 399 METZGER	243	197	3
0400 400 WASHINGTON SQUARE	284	231	1
0401 401 MAYO STREET	233	183	1
0402 402 TIGARD/WALNUT ST	111	90	1
0403 403 TIGARD/GAARDE ST	373	410	2
0404 404 FOWLER SCHOOL	278	247	4
0405 405 TWALITY SCHOOL	419	387	4
0406 406 TIGARD CITY HALL	375	304	4
0407 407 NORTH BARNES	129	91	0
0408 408 SUMMERFIELD	757	522	1
0409 409 SUMMERLAKE-WEST	234	230	1
0410 410 BEEF BEND RD	113	153	2
0411 411 SCHOLLS HEIGHTS	132	136	3
0412 412 COOPER MT SCHOOL	170	222	2
0413 413 FISCHER/PACIFIC HWY	10	3	0
0414 414 BARROWS RD	91	101	3
0415 415 BEEF BEND/131ST	119	88	0
0416 416 SUMMERLAKE-EAST	222	160	3
0417 417 ELDORADO	177	112	4
0418 418 HART ROAD	29	38	0
0419 419 KING CITY	438	288	0
0420 420 TUALATIN CITY	344	339	2
0421 421 TRI-CITIES	3	2	0
0422 422 FG NORTH/UNINCORP	24	24	0
0423 423 TUALATIN-NORTH	302	225	1



NUMBERED KEY CANVASS

WASHINGTON COUNTY  
PRIMARY ELECTION  
MAY 16, 2006  
Nonpartisan

REPORT-EL52 PAGE 0204

RUN DATE:06/02/06 02:47 PM

VOTES PERCENT

VOTES PERCENT

Metro Auditor

Vote For 1

01 = Suzanne Flynn

27,641 53.36

02 = Alexis Dow

23,923 46.18

03 = WRITE-IN

236 .46

(CONTINUED FROM PREVIOUS PAGE)

	01	02	03
0424 424 CENTRAL SHERWOOD CITY	314	291	4
0425 425 SHERWOOD-UNINCORP	14	17	0
0426 426 GRONER	6	14	0
0427 427 SCHOLLS	0	0	0
0428 428 TUALATIN-WEST	125	99	2
0429 429 MILLER HILL	190	175	8
0432 432 WILSONVILLE	7	7	0
0433 433 ED BYRON SCHOOL	212	226	0
0434 434 ERROL HASSELL	349	296	5
0435 435 SE SHERWOOD CITY	325	308	2
0436 436 TUALATIN CITY	167	143	2
0437 437 HAZELBROOK	8	5	0
0438 438 SE COUNTY	56	45	1
0439 439 PCC	0	0	0
0440 440 HILLSBORO-SOUTH	12	21	0
0441 441 PORTLAND CITY SOUTH	8	8	0
0442 442 KEMMER RD	69	78	4
0443 443 JENKINS/BASELINE	0	0	0
0444 444 SPRINGVILLE	194	172	1
0445 445 SCHOLLS HTS N	66	71	0
0446 446 LOMBARD	152	118	1
0447 447 BETHANY WEST	263	235	3
0448 448 CEDAR HILLS	27	24	1
0449 449 CANYON/217	4	0	0
0450 450 WALKER RD	0	0	0
0451 451 GRABHORN	56	51	0
0452 452 JOHNSON/185TH	199	198	3
0453 453 BASELINE/185TH	3	2	1
0454 454 BULL MT SPLIT	15	13	2
0455 455 S TIGARD/PACIFIC HWY	0	1	0
0456 456 NORTH FOREST GROVE	1	6	0
0457 457 NW SHERWOOD CITY	113	107	2
0458 458 Sherwood Annexation	0	2	0
0459 459 King City Annexation	33	21	0





NUMBERED KEY CANVASS

WASHINGTON COUNTY  
PRIMARY ELECTION  
MAY 16, 2006  
Nonpartisan

RUN DATE:06/02/06 02:47 PM

REPORT-EL52 PAGE 0205

Metro Councilor District 4

VOTES PERCENT

VOTES PERCENT

Vote For 1

01 = Tom Cox

7,518 25.42

02 = Kathy Christy

5,593 18.91

03 = Al Young

4,747 16.05


04 = Kathryn Harrington

11,554 39.07

05 - WRITE-IN

162 .55

	01	02	03	04	05
0302 302 KINNAMAN	136	118	88	164	1
0303 303 WITCH HAZEL	8	5	13	15	0
0304 304 BUTTERNUT	178	119	75	182	7
0306 306 TANASBOURNE	27	38	16	72	1
0307 307 WILLOW CREEK	124	70	100	135	2
0309 309 HAWTHORNE FARMS	155	98	79	240	2
0312 312 HAGG LAKE	9	4	1	7	0
0313 313 HILLSBORO-UNINCORP	25	11	25	30	1
0314 314 GLENCOE	0	0	0	2	0
0318 318 MINTER BRIDGE	168	132	139	194	3
0319 319 QUAYAMA STREET	49	34	16	77	4
0320 320 HAZELDALE	179	113	88	189	8
0322 322 JACKTOWN	4	1	8	1	0
0323 323 INDIAN HILLS	174	88	98	173	7
0325 325 HILLSBORO-ISLANDS	0	0	0	0	0
0327 327 BROWN MIDDLE SCHOOL	149	133	112	223	7
0328 328 FARMINGTON VIEW	1	0	4	0	0
0329 329 CENTURY SCHOOL	197	100	139	198	5
0331 331 PORTLAND/BARNES	0	0	0	0	0
0332 332 ORENCO STATION	125	115	94	266	4
0333 333 JOHN OLSEN	125	120	71	172	1
0335 335 JACKSON SCHOOL	274	132	172	268	3
0336 336 FAIRGROUNDS	185	108	148	166	0
0337 337 WALNUT ST	240	151	200	220	3
0338 338 CORNELIUS	237	160	170	220	13
0339 339 FOREST GROVE-EAST	252	207	206	354	3
0340 340 FOREST GROVE-WEST	324	236	207	458	7
0341 341 CORNELIUS-SCHEFFLIN	7	6	6	5	0
0342 342 DAVID HILL RD	13	5	14	18	1
0343 343 MOOBERRY	226	152	192	309	7
0344 344 HILLSBORO CENTRAL	197	134	197	271	2
0345 345 W/HILLSBORO UNINCORP	2	1	2	3	0
0346 346 CORNELIUS/TUAL RIVER	16	13	21	12	0
0351 351 ALOHA PARK	112	78	87	132	6
0355 355 MEADOW PARK	176	178	130	308	6
0356 356 ALOHA-WEST	74	64	59	110	0
0357 357 HERITAGE PARK	113	92	42	117	3
0358 358 SEMINOLE ESTATES	71	62	40	100	0
0359 359 WATERHOUSE	242	218	127	444	7
0360 360 PHEASANT LANE	123	122	83	199	3
0361 361 MILLIKAN	43	36	20	82	1
0362 362 CEDAR HILLS	239	249	135	456	3
0363 363 BARNES RD	172	169	121	454	5
0364 364 MCDANIEL RD	246	159	129	522	0
0365 365 LEAHY RD	228	181	105	557	8
0366 366 WEST TUALATIN VIEW	77	47	38	133	0
0367 367 THOMPSON RD	238	127	103	363	2
0368 368 SOMERSET	214	169	135	342	3
0369 369 COLUMBIA AVE	130	113	62	163	1
0370 370 ROCK CREEK	135	90	70	166	3
0371 371 OAK HILLS	124	123	69	359	0
0372 372 RIDGEWOOD SCHOOL	119	95	54	303	2
0374 374 JACOBSON RD	0	0	0	0	0



NUMBERED KEY CANVASS

WASHINGTON COUNTY  
PRIMARY ELECTION  
MAY 16, 2006  
Nonpartisan

RUN DATE:06/02/06 02:47 PM

REPORT-EL52 PAGE 0206

Metro Councilor District 4  
Vote For 1

- 01 = Tom Cox
- 02 = Kathy Christy
- 03 = Al Young

VOTES PERCENT

VOTES PERCENT

7,518 25.42  
5,593 18.91  
4,747 16.05

- 04 = Kathryn Harrington
- 05 = WRITE-IN

11,554 39.07  
162 .55

(CONTINUED FROM PREVIOUS PAGE)

	01	02	03	04	05
0375 375 PORTLAND CITY	3	0	0	0	0
0376 376 WESTVIEW	149	112	50	220	0
0377 377 BETHANY EAST	167	134	84	420	3
0378 378 CANYON LN	75	45	31	172	0
0387 387 SUNSET CORRIDOR	25	12	4	25	0
0394 394 CORNELIUS EAST	1	2	1	1	0
0407 407 NORTH BARNES	55	29	30	129	1
0422 422 FG NORTH/UNINCORP	18	9	14	12	3
0439 439 PCC	0	0	0	0	0
0440 440 HILLSBORO-SOUTH	9	5	5	14	0
0443 443 JENKINS/BASELINE	0	0	0	0	0
0444 444 SPRINGVILLE	121	71	53	182	1
0447 447 BETHANY WEST	104	99	73	276	3
0452 452 JOHNSON/185TH	104	96	91	146	5
0453 453 BASELINE/185TH	2	2	0	1	1
0456 456 NORTH FOREST GROVE	3	1	1	2	0

