

		VOTES	PERCENT			VOTES	PERCENT
Director, Zone 4 PORTLAND SCHOOL DISTRICT							
Vote For 1							
01 =	Martin Gonzalez	20,746	50.95	04 =	WRITE-IN	251	.62
02 =	Steve Buel	9,687	23.79	05 =	OVER VOTES	30	
03 =	Rita Moore	10,038	24.65	06 =	UNDER VOTES	2,459	

	01	02	03	04	05	06

0156 156	4	7	3	0	0	6
0158 158	7	2	0	0	0	1
0548 548	0	0	1	0	0	0
0601 601	0	0	0	0	0	0
1002	61	25	25	0	0	13
1013	527	151	194	2	1	88
1025	246	93	124	3	0	27
1045	27	13	20	0	0	6
1053	258	106	165	8	0	31
1103	234	111	151	6	1	28
1156	339	133	127	7	0	49
1170	513	206	156	2	1	79
1183	273	105	136	1	1	26
1205	367	156	155	4	0	20
1211	209	79	80	0	0	27
1213	283	108	125	6	0	40
1222	356	164	211	1	0	35
1224	428	158	145	3	0	60
1226	271	93	99	2	0	25
1230	354	203	172	3	0	40
1238	162	111	104	5	0	12
1240	171	89	77	4	0	22
1245	408	216	207	6	0	39
1315	357	163	198	5	0	38
1321	221	88	110	1	0	44
1400	111	69	75	2	1	19
1500	25	16	14	1	0	6
1504	76	57	55	0	0	15
1507	15	15	7	1	0	10
1515	127	48	55	0	0	18
2002	212	138	142	5	0	18
2026	246	181	143	8	0	10
2029	223	140	149	4	1	16
2077	244	223	163	11	1	34
2086	252	124	156	5	1	21
2099	194	72	84	3	0	17
2100	299	205	179	3	2	36
2114	313	139	135	4	0	23
2143	158	133	136	2	3	22
3000	119	90	101	3	0	13
3002	270	112	134	5	0	29
3004	159	85	94	5	0	12
3008	380	131	153	6	0	20
3058	264	98	104	3	0	14
3097	294	105	119	3	1	22
3113	478	157	140	3	0	79
3128	522	187	206	0	0	131
3144	470	133	130	1	0	111
3151	258	87	102	3	0	24
3177	349	174	162	5	0	30
3185	123	151	116	6	2	23
3193	381	176	159	3	0	61
3240	310	171	150	7	3	30
3248	236	138	121	0	0	30

	VOTES	PERCENT		VOTES	PERCENT
Director, Zone 4 PORTLAND SCHOOL DISTRICT					
Vote For 1					
01 = Martin Gonzalez	20,746	50.95	04 = WRITE-IN	251	.62
02 = Steve Buel	9,687	23.79	05 = OVER VOTES	30	
03 = Rita Moore	10,038	24.65	06 = UNDER VOTES	2,459	

(CONTINUED FROM PREVIOUS PAGE)

	01	02	03	04	05	06
3253	420	139	183	2	1	41
3259	516	151	146	1	0	68
3274	237	72	91	0	0	22
3290	508	174	137	2	1	70
3297	132	81	88	2	1	12
4022	231	82	98	4	0	17
4027	249	78	91	1	0	18
4041	444	113	173	3	0	49
4049	361	117	134	3	0	15
4065	321	142	138	4	0	24
4106	244	82	90	1	0	21
4111	443	145	152	2	1	61
4125	121	137	95	1	0	15
4131	227	106	122	4	0	27
4155	271	156	170	6	0	40
4167	300	133	165	3	1	32
4178	160	97	110	2	0	12
4185	122	105	95	3	1	7
4202	158	147	138	3	0	21
4216	34	39	43	0	0	4
4242	242	153	183	4	1	36
4250	210	156	122	2	0	24
4254	224	120	126	3	0	28
4282	394	137	168	1	0	47
4295	409	146	181	1	3	37
4299	120	164	143	8	0	18
4320	0	1	0	0	0	0
4339	99	100	114	1	0	12
4340	18	21	8	1	0	1
4362	82	99	107	3	0	10
4363	265	159	158	9	1	20

Certificate

I certify that the votes recorded on this abstract correctly summarize the tally of votes cast at the election indicated.



Tim Scott, Director of Elections
Multnomah County, Oregon

NUMBERED KEY CANVASS

Clackamas County, Oregon
Special Election
May 19, 2009

RUN DATE:06/03/09 08:59 AM

REPORT-ELS2

PAGE 0081

Director, Zone 4 PORTLAND SCHOOL DISTRICT

VOTES PERCENT

VOTES PERCENT

Vote for 1

- 01 = Martin Gonzalez
- 02 = Steve Buel
- 03 = Rita Moore

11	44.00	04 = WRITE-IN	0
11	44.00	05 = OVER VOTES	0
3	12.00	06 = UNDER VOTES	6

01	02	03	04	05	06
----	----	----	----	----	----

0091 91	11	10	3	0	0	4
0167 167	0	1	0	0	0	2

CERTIFIED COPY OF THE ORIGINAL
SHERRY HALL, COUNTY CLERK

BY: *Sherry Hall*

Portland Public School Dist #1JT Dir - Zone 4

Vote for 1
01 = Martin Gonzalez
02 = Steve Buel
03 = Rita Moore


VOTES PERCENT

VOTES PERCENT

76 42.22 04 = WRITE-IN
58 32.22 05 = OVER VOTES
43 23.89 06 = UNDER VOTES

3 1.67
0
113

	01	02	03	04	05	06
0366 366	2	5	2	2	0	5
0375 375	11	2	5	0	0	16
0378 378	46	29	28	0	0	58
0386 386	17	22	8	1	0	34
0392 392	0	0	0	0	0	0



CERTIFIED TO BE A TRUE AND
CORRECT COPY OF THE ORIGINAL

Date June 3, 2009

WASHINGTON COUNTY
ELECTION DIVISION

BY A. Kawai

	VOTES	PERCENT		VOTES	PERCENT
Director, Zone 5 PORTLAND SCHOOL DISTRICT					
Vote For 1					
01 = Pam Knowles	25,318	61.42			
02 = Scott Bailey	15,641	37.94	04 = OVER VOTES	9	
03 = WRITE-IN	262	.64	05 = UNDER VOTES	1,981	

01 02 03 04 05

0156 156	7	8	0	0	5
0158 158	6	4	0	0	0
0548 548	1	0	0	0	0
0601 601	0	0	0	0	0
1002	63	53	0	0	8
1013	626	285	3	0	49
1025	343	124	3	0	23
1045	45	18	0	0	3
1053	392	147	7	0	22
1103	337	153	8	1	32
1156	426	187	5	0	37
1170	640	267	2	1	47
1183	354	165	2	0	21
1205	434	232	3	0	33
1211	260	117	0	0	18
1213	363	166	6	0	27
1222	485	261	1	0	20
1224	502	253	3	0	36
1226	281	184	1	0	24
1230	444	291	2	0	35
1238	235	140	6	0	13
1240	227	118	3	0	15
1245	538	294	5	0	39
1315	525	202	4	0	30
1321	267	174	1	0	22
1400	177	78	1	0	21
1500	41	15	0	0	6
1504	117	75	0	0	11
1507	25	18	0	0	5
1515	139	94	0	0	15
2002	312	169	4	0	30
2026	331	217	12	0	28
2029	350	151	3	1	28
2077	375	250	7	0	44
2086	314	212	5	0	28
2099	218	114	3	0	35
2100	416	264	4	0	40
2114	329	240	4	0	41
2143	293	137	2	0	22
3000	207	108	2	0	9
3002	356	174	4	0	16
3004	217	118	5	0	15
3008	403	254	7	0	26
3058	280	176	4	0	23
3097	312	210	4	0	18
3113	474	368	3	0	12
3128	528	494	1	0	23
3144	383	443	1	0	18
3151	273	181	6	0	14
3177	394	289	5	0	32
3185	229	164	3	0	25
3193	413	340	2	1	24
3240	389	239	7	2	34
3248	299	201	2	0	23

	VOTES	PERCENT		VOTES	PERCENT
Director, Zone 5 PORTLAND SCHOOL DISTRICT					
Vote For 1					
01 = Pam Knowles	25,318	61.42			
02 = Scott Bailey	15,641	37.94	04 = OVER VOTES	9	
03 = WRITE-IN	262	.64	05 = UNDER VOTES	1,981	

(CONTINUED FROM PREVIOUS PAGE)

	01	02	03	04	05
3253	438	304	3	0	41
3259	511	340	2	0	29
3274	252	147	1	0	22
3290	454	403	2	0	33
3297	177	118	3	0	18
4022	253	158	5	0	16
4027	241	179	2	0	15
4041	404	336	2	0	40
4049	379	226	3	1	21
4065	380	224	4	0	21
4106	266	146	6	0	20
4111	391	352	1	1	59
4125	227	129	2	0	11
4131	274	180	4	0	28
4155	354	252	8	0	29
4167	346	256	3	0	29
4178	218	145	3	0	15
4185	203	110	4	1	15
4202	278	159	1	0	29
4216	68	45	0	0	7
4242	352	223	3	0	41
4250	275	203	3	0	33
4254	311	161	3	0	26
4282	436	272	1	0	38
4295	485	261	1	0	30
4299	254	161	12	0	26
4320	0	1	0	0	0
4339	182	132	0	0	12
4340	32	16	1	0	0
4362	161	120	5	0	15
4363	321	246	8	0	37

Certificate

I certify that the votes recorded on this abstract correctly summarize the tally of votes cast at the election indicated.



Tim Scott, Director of Elections
Multnomah County, Oregon

RUN DATE:06/03/09 11:00 AM

Portland Public School Dist #1JT Dir - Zone 5

Vote for 1

- 01 = Pam Knowles
- 02 = Scott Bailey
- 03 = WRITE-IN

VOTES PERCENT


VOTES PERCENT

173 73.00
62 26.16
2 .84

04 = OVER VOTES
05 = UNDER VOTES

0
56

	01	02	03	04	05
0366 366	11	2	1	0	2
0375 375	24	6	0	0	4
0378 378	86	41	0	0	34
0386 386	52	13	1	0	16
0392 392	0	0	0	0	0



CERTIFIED TO BE A TRUE AND
CORRECT COPY OF THE ORIGINAL

Date June 3, 2009

WASHINGTON COUNTY
ELECTIONS DIVISION

BY [Signature]

Director, Zone 6 PORTLAND SCHOOL DISTRICT

Vote For 1

01 = Trudy Sargent

02 = WRITE-IN

VOTES PERCENT
30,803 97.91
657 2.09

03 = OVER VOTES
04 = UNDER VOTES

VOTES PERCENT

1
11,750

01 02 03 04

0156 156	16	0	0	4
0158 158	7	0	0	3
0548 548	0	1	0	0
0601 601	0	0	0	0
1002	81	2	0	41
1013	646	6	0	311
1025	369	9	0	115
1045	50	0	0	16
1053	433	11	0	124
1103	405	16	0	110
1156	461	9	0	185
1170	658	6	0	293
1183	415	11	0	116
1205	504	6	0	192
1211	284	6	0	105
1213	398	16	0	148
1222	543	7	0	217
1224	561	5	0	228
1226	348	5	0	137
1230	568	7	0	197
1238	292	11	0	91
1240	254	4	0	105
1245	624	16	0	236
1315	569	11	0	181
1321	347	4	0	113
1400	221	4	0	52
1500	44	0	0	18
1504	138	0	0	65
1507	30	0	0	18
1515	177	0	0	71
2002	374	9	0	132
2026	434	13	0	141
2029	390	17	0	126
2077	465	15	0	196
2086	406	12	1	140
2099	261	6	0	103
2100	507	19	0	198
2114	422	12	0	180
2143	342	5	0	107
3000	256	7	0	63
3002	437	8	0	105
3004	269	9	0	77
3008	506	10	0	174
3058	333	6	0	144
3097	380	6	0	158
3113	582	12	0	263
3128	698	6	0	342
3144	509	4	0	332
3151	318	8	0	148
3177	478	12	0	230
3185	306	9	0	106
3193	549	9	0	222
3240	476	12	0	183
3248	394	10	0	121
3253	531	11	0	244

Director, Zone 6 PORTLAND SCHOOL DISTRICT

Vote For 1

- 01 = Trudy Sargent
- 02 = WRITE-IN

	VOTES	PERCENT	
	30,803	97.91	03 = OVER VOTES
	657	2.09	04 = UNDER VOTES


	VOTES	PERCENT
	1	
	11,750	

(CONTINUED FROM PREVIOUS PAGE)

	01	02	03	04
3259	586	9	0	287
3274	278	8	0	136
3290	634	15	0	243
3297	223	6	0	87
4022	296	10	0	126
4027	310	4	0	123
4041	497	14	0	271
4049	450	13	0	167
4065	438	5	0	186
4106	312	6	0	120
4111	558	11	0	235
4125	293	6	0	70
4131	339	9	0	138
4155	490	8	0	145
4167	453	5	0	176
4178	284	4	0	93
4185	245	6	0	82
4202	345	14	0	108
4216	106	0	0	14
4242	462	3	0	154
4250	364	12	0	138
4254	374	7	0	120
4282	519	8	0	220
4295	549	10	0	218
4299	363	19	0	71
4320	1	0	0	0
4339	258	2	0	66
4340	41	1	0	7
4362	237	7	0	57
4363	432	15	0	165

Certificate

I certify that the votes recorded on this abstract correctly summarize the tally of votes cast at the election indicated.



 Tim Scott, Director of Elections
 Multnomah County, Oregon

NUMBERED KEY CANVASS

Clackamas County, Oregon
Special Election
May 19, 2009

NO. 0000 1. 19/21

RUN DATE:06/03/09 08:59 AM

REPORT-EL52 PAGE 0083

Director, Zone 6 PORTLAND SCHOOL DISTRICT

VOTES PERCENT

VOTES PERCENT

Vote for 1

01 = Trudy Sargent

24 100.00

03 = OVER VOTES

0

02 = WRITE-IN

0

04 = UNDER VOTES

7

01 02 03 04

0091 91

22 0 0 6

0167 167

2 0 0 1
=====

CERTIFIED COPY OF THE ORIGINAL
SHERRY HALL, COUNTY CLERK

BY: *Sherry Hall*

Portland Public School Dist #1JT Dir - Zone 6

Vote for 1
01 = Trudy Sargent
02 = WRITE-IN


VOTES PERCENT

VOTES PERCENT

167 98.24 03 = OVER VOTES
3 1.76 04 = UNDER VOTES

0
123

	01	02	03	04
0366 366	10	1	0	5
0375 375	18	0	0	16
0378 378	104	1	0	56
0386 386	35	1	0	46
0392 392	0	0	0	0



CERTIFIED TO BE A TRUE AND
CORRECT COPY OF THE ORIGINAL

Date June 3, 2009

WASHINGTON COUNTY
ELECTIONS DIVISION

BY M. Kawai