

Registered Voters
85275 of 305158 = 27.94%

May 18, 2021 Special District Election

Precincts Reporting
117 of 117 = 100.00%

Run Time 2:42 PM


5/18/2021


Run Date 06/03/2021

Page 48

Gresham-Barlow School District 10J, Director, Position 1, Zone 1 - Vote for One Unexpired Term

Precinct	Robyn Stowers	Holly Riegelmann	Write-In	Cast Votes	Undervotes	Overvotes	Vote by Mail Ballots Cast	Total Ballots Cast	Registered Voters	Turnout Percentage
101	8	6	2	16	7	0	23	23	69	33.33%
102	2	0	0	2	0	0	2	2	2	100.00%
400	61	175	0	236	48	0	284	284	892	31.84%
401	117	303	1	421	100	0	521	521	1,689	30.85%
402	126	326	0	452	98	0	550	550	1,793	30.67%
403	82	181	0	263	78	0	341	341	1,189	28.68%
404	48	218	1	267	72	0	339	339	1,234	27.47%
405	7	25	0	32	6	0	38	38	125	30.40%
414	9	20	1	30	8	0	38	38	158	24.05%
Totals	460	1,254	5	1,719	417	0	2,136	2,136	7,151	29.87%

BY: 
 CERTIFIED COPY OF THE ORIGINAL
 SHERRY HALL, COUNTY CLERK



Canvass Results Report

Clackamas County

Official Results

Registered Voters
85275 of 305158 = 27.94%

May 18, 2021 Special District Election

Precincts Reporting
117 of 117 = 100.00%

Run Time 2:42 PM

5/18/2021

Run Date 06/03/2021


Page 49

Gresham-Barlow School District 10J, Director, Position 3, Zone 2 - Vote for One

Precinct	Cathy Vandehey Keathley	Write-In	Cast Votes	Undervotes	Overvotes	Vote by Mail Ballots Cast	Total Ballots Cast	Registered Voters	Turnout Percentage
101	10	1	11	12	0	23	23	69	33.33%
102	2	0	2	0	0	2	2	2	100.00%
400	159	6	165	119	0	284	284	892	31.84%
401	288	7	295	226	0	521	521	1,689	30.85%
402	276	5	281	269	0	550	550	1,793	30.67%
403	164	4	168	173	0	341	341	1,189	28.68%
404	182	1	183	156	0	339	339	1,234	27.47%
405	22	0	22	16	0	38	38	125	30.40%
414	16	1	17	21	0	38	38	158	24.05%
Totals	1,119	25	1,144	992	0	2,136	2,136	7,151	29.87%


**CERTIFIED COPY OF THE ORIGINAL
SHERRY HALL, COUNTY CLERK**

BY: Sherry Hall



Registered Voters
85275 of 305158 = 27.94%

May 18, 2021 Special District Election



Precincts Reporting
117 of 117 = 100.00%

Run Time 2:42 PM

5/18/2021

Run Date 06/03/2021

Page 50

Gresham-Barlow School District 10J, Director, Position 4, At-Large - Vote for One

Precinct	Joe Demers	Jeff C Jones	Julie Frediani	Carla C Piluso	Write-in	Cast Votes	Undervotes	Overvotes	Vote by Mail Ballots Cast	Total Ballots Cast	Registered Voters	Turnout Percentage
101	1	0	6	6	2	15	8	0	23	23	69	33.33%
102	0	0	2	0	0	2	0	0	2	2	2	100.00%
400	37	21	80	80	0	218	65	1	284	284	892	31.84%
401	68	45	171	125	1	410	111	0	521	521	1,689	30.85%
402	63	42	143	179	1	428	122	0	550	550	1,793	30.67%
403	29	39	65	112	2	247	94	0	341	341	1,189	28.68%
404	29	71	97	55	0	252	87	0	339	339	1,234	27.47%
405	4	6	9	9	0	28	10	0	38	38	125	30.40%
414	5	1	10	12	0	28	10	0	38	38	158	24.05%
Totals	236	225	583	578	6	1,628	507	1	2,136	2,136	7,151	29.87%

CERTIFIED COPY OF THE ORIGINAL
SHERRY HALL, COUNTY CLERK

BY: Sherry Hall

Registered Voters
85275 of 305158 = 27.94%

May 18, 2021 Special District Election

Precincts Reporting
117 of 117 = 100.00%

Run Time 2:42 PM


5/18/2021


Run Date 06/03/2021

Page 51

Gresham-Barlow School District 10J, Director, Position 5, Zone 4 - Vote for One

Precinct	Jasia Mosley	Blake Petersen	Write-In	Cast Votes	Undervotes	Overvotes	Vote by Mail Ballots Cast	Total Ballots Cast	Registered Voters	Turnout Percentage
101	5	8	2	15	8	0	23	23	69	33.33%
102	2	0	0	2	0	0	2	2	2	100.00%
400	59	164	0	223	61	0	284	284	892	31.84%
401	77	327	1	405	116	0	521	521	1,689	30.85%
402	91	336	1	428	122	0	550	550	1,793	30.67%
403	59	201	0	260	81	0	341	341	1,189	28.68%
404	50	209	1	260	79	0	339	339	1,234	27.47%
405	3	25	0	28	10	0	38	38	125	30.40%
414	5	23	0	28	10	0	38	38	158	24.05%
Totals	351	1,293	5	1,649	487	0	2,136	2,136	7,151	29.87%

BY:  **SHERRY HALL, COUNTY CLERK**



Canvass Results Report

Clackamas County

Official Results

Registered Voters
85275 of 305158 = 27.94%

May 18, 2021 Special District Election

Precincts Reporting
117 of 117 = 100.00%

Run Time 2:42 PM


5/18/2021

Run Date 06/03/2021

Page 52

Gresham-Barlow School District 10J, Director, Position 6, At-Large - Vote for One

Precinct	Adam Sorenson	Mayra I. Gomez	Write-In	Cast Votes	Undervotes	Overvotes	Vote by Mail Ballots Cast	Total Ballots Cast	Registered Voters	Turnout Percentage
101	2	11	2	15	8	0	23	23	69	33.33%
102	0	2	0	2	0	0	2	2	2	100.00%
400	118	98	0	216	68	0	284	284	892	31.84%
401	211	170	1	382	139	0	521	521	1,689	30.85%
402	231	182	2	415	135	0	550	550	1,793	30.67%
403	117	124	1	242	99	0	341	341	1,189	28.68%
404	161	83	1	245	94	0	339	339	1,234	27.47%
405	19	7	0	26	12	0	38	38	125	30.40%
414	16	12	0	28	10	0	38	38	158	24.05%
Totals	875	689	7	1,571	565	0	2,136	2,136	7,151	29.87%

BY: 
CERTIFIED COPY OF THE ORIGINAL
SHERRY HALL, COUNTY CLERK

