

Multnomah County Election Results - Precinct Results

May 2025 Special District Election

All Precincts, All Districts, All Counter Groups, All ScanStations, All Contests, All Boxes

Total Ballots Cast: 152177, Registered Voters: 564589, Overall Turnout: 26.95%

Page: 4 of 131

2025-06-12

10:44:48

**Portland Community College, Director, Zone 1 (Vote for 1)**

Precinct	Ballots Cast	Reg. Voters	Total Votes	Laurie J Cremona Wagner		Write-in		Over Votes	Under Votes
Precinct 2806	16	151	11	11	100.00%	0	0.00%	0	5
Precinct 3801	626	1268	358	355	99.16%	3	0.84%	0	268
Precinct 3802	689	2185	450	446	99.11%	4	0.89%	0	239
Precinct 3803	3544	8500	2109	2091	99.15%	18	0.85%	0	1435
Precinct 3804	1210	3862	726	713	98.21%	13	1.79%	0	484
Precinct 3805	2	19	1	1	100.00%	0	0.00%	0	1
Precinct 3806	50	169	35	34	97.14%	1	2.86%	0	15
Total	6137	16154	3690	3651	98.94%	39	1.06%	0	2447

Official Results

Multnomah County Election Results - Precinct Results

May 2025 Special District Election

All Precincts, All Districts, All Counter Groups, All ScanStations, All Contests, All Boxes

Total Ballots Cast: 152177, Registered Voters: 564589, Overall Turnout: 26.95%

Page: 5 of 131

2025-06-12

10:44:48

**Portland Community College, Director, Zone 4 (Vote for 1)**

Precinct	Ballots Cast	Reg. Voters	Total Votes	Brandy Penner		Write-in		Over Votes	Under Votes
Precinct 2801	463	1957	292	287	98.29%	5	1.71%	0	171
Precinct 2803	762	3246	504	498	98.81%	6	1.19%	0	258
Precinct 2804	184	597	104	104	100.00%	0	0.00%	0	80
Precinct 2806	22	90	15	15	100.00%	0	0.00%	0	7
Precinct 3101	391	1237	209	206	98.56%	3	1.44%	0	182
Precinct 3301	458	1303	246	243	98.78%	3	1.22%	0	212
Precinct 3302	2442	8506	1406	1383	98.36%	23	1.64%	0	1036
Precinct 3303	1891	9078	1263	1240	98.18%	23	1.82%	0	628
Precinct 3304	2949	8608	1681	1662	98.87%	19	1.13%	0	1268
Precinct 3305	12	34	4	4	100.00%	0	0.00%	0	8
Precinct 3306	1442	8143	958	940	98.12%	18	1.88%	0	484
Precinct 3307	1551	5890	970	958	98.76%	12	1.24%	0	581
Precinct 3401	248	813	159	157	98.74%	2	1.26%	0	89
Precinct 3402	31	167	25	25	100.00%	0	0.00%	0	6
Precinct 3803	0	0	0	0	0.00%	0	0.00%	0	0
Precinct 3805	1788	5670	1140	1126	98.77%	14	1.23%	0	648
Precinct 4201	1769	6358	1054	1043	98.96%	11	1.04%	0	715
Precinct 4202	1661	4886	970	961	99.07%	9	0.93%	0	691
Precinct 4205	343	1479	196	193	98.47%	3	1.53%	0	147
Total	18407	68062	11196	11045	98.65%	151	1.35%	0	7211

Official Results

Multnomah County Election Results - Precinct Results

May 2025 Special District Election

All Precincts, All Districts, All Counter Groups, All ScanStations, All Contests, All Boxes

Total Ballots Cast: 152177, Registered Voters: 564589, Overall Turnout: 26.95%

Page: 6 of 131

2025-06-12

10:44:48

**Portland Community College, Director, Zone 5 (Vote for 1)**

Precinct	Ballots Cast	Reg. Voters	Total Votes	Dan Saltzman		Write-in		Over Votes	Under Votes
Precinct 2801	2540	6302	1681	1658	98.63%	23	1.37%	0	859
Precinct 2802	496	1199	308	308	100.00%	0	0.00%	0	188
Precinct 2804	2759	6794	1797	1788	99.50%	9	0.50%	0	962
Precinct 2805	3680	8951	2406	2384	99.09%	22	0.91%	0	1274
Precinct 2806	3391	9240	2320	2292	98.79%	28	1.21%	0	1071
Precinct 3805	584	1737	381	374	98.16%	7	1.84%	0	203
Total	13450	34223	8893	8804	99.00%	89	1.00%	0	4557

Official Results

Multnomah County Election Results - Precinct Results

May 2025 Special District Election

All Precincts, All Districts, All Counter Groups, All ScanStations, All Contests, All Boxes

Total Ballots Cast: 152177, Registered Voters: 564589, Overall Turnout: 26.95%

Page: 7 of 131

2025-06-12

10:44:48

**Portland Community College, Director, Zone 7 (Vote for 1)**

Precinct	Ballots Cast	Reg. Voters	Total Votes	Gina Sanchez Roletto	Write-in	Over Votes	Under Votes
Precinct 3101	267	1048	164	163 99.39%	1 0.61%	0	103
Precinct 4402	0	0	0	0 0.00%	0 0.00%	0	0
Total	267	1048	164	163 99.39%	1 0.61%	0	103

Certificate

Official Results

I certify that the votes recorded on this abstract correctly summarize the tally of votes cast at the election indicated.



Tim Scott, Director of Elections  
Multnomah County, Oregon

Ballots Cast per Contest with Precincts  
Washington County, May 20, 2025 Special District Election  
All Precincts, All Districts, All Counter Groups, All ScanStations, All Contests, All Boxes  
Official Results

Page: 6 of 123  
2025-06-12  
09:47:00

Total Ballots Cast: 88460, Registered Voters: 393598, Overall Turnout: 22.47%

**Portland Community College, Director, Zone 1 (Vote for 1)**

Precinct	Ballots Cast	Reg. Voters	Total Votes	Laurie J Cremona Wagner	Write-in	Over Votes	Under Votes
Precinct 348	8	38	1	1 100.00%	0 0.00%	0	7
Precinct 394	31	324	24	24 100.00%	0 0.00%	0	7
Precinct 396	365	1058	247	245 99.19%	2 0.81%	0	118
Precinct 397	1138	3617	599	589 98.33%	10 1.67%	0	539
Precinct 399	333	1213	200	195 97.50%	5 2.50%	0	133
Precinct 400	711	3564	428	419 97.90%	9 2.10%	1	282
Precinct 402	2801	7933	1582	1550 97.98%	32 2.02%	0	1219
Precinct 404	2203	7778	1345	1317 97.92%	28 2.08%	0	858
Precinct 405	3435	9120	2100	2063 98.24%	37 1.76%	0	1335
Precinct 410	12	28	9	9 100.00%	0 0.00%	0	3
Precinct 411	152	642	109	108 99.08%	1 0.92%	0	43
Precinct 413	620	1872	384	380 98.96%	4 1.04%	0	236
Precinct 414	156	410	77	75 97.40%	2 2.60%	0	79
Precinct 415	248	1139	127	122 96.06%	5 3.94%	0	121
Precinct 417	130	542	85	84 98.82%	1 1.18%	0	45
Precinct 419	901	2037	599	594 99.17%	5 0.83%	0	302
Precinct 420	1382	4032	806	795 98.64%	11 1.36%	0	576
Precinct 423	984	4414	631	613 97.15%	18 2.85%	0	353
Precinct 424	1774	5745	1200	1176 98.00%	24 2.00%	0	574
Precinct 425	169	525	98	98 100.00%	0 0.00%	0	71
Precinct 426	1	29	0	0 0.00%	0 0.00%	0	1
Precinct 427	407	1706	257	252 98.05%	5 1.95%	0	150
Precinct 428	424	1901	283	277 97.88%	6 2.12%	0	141
Precinct 430	53	202	29	29 100.00%	0 0.00%	0	24
Precinct 431	190	683	113	111 98.23%	2 1.77%	0	77
Precinct 432	36	376	27	27 100.00%	0 0.00%	0	9
Precinct 433	938	2636	513	502 97.86%	11 2.14%	0	425
Precinct 435	1601	5123	1055	1030 97.63%	25 2.37%	0	546
Precinct 436	943	2597	519	505 97.30%	14 2.70%	0	424
Precinct 437	37	81	26	25 96.15%	1 3.85%	0	11
Precinct 438	101	620	62	57 91.94%	5 8.06%	0	39
Precinct 442	907	3337	598	592 99.00%	6 1.00%	0	309
Precinct 444	31	254	27	27 100.00%	0 0.00%	0	4
Precinct 447	51	194	25	25 100.00%	0 0.00%	0	26
Precinct 448	331	951	193	190 98.45%	3 1.55%	0	138
Precinct 449	100	339	55	53 96.36%	2 3.64%	0	45
Precinct 453	6	11	3	3 100.00%	0 0.00%	0	3
Precinct 454	3	26	0	0 0.00%	0 0.00%	0	3
Total	23713	77097	14436	14162 98.10%	274 1.90%	1	9276



I, Dan Forester, Washington County  
Elections Division Manager and designee  
of the Ex-Officio County Clerk, do hereby  
certify this to be a true and correct  
copy of the original.

Date: 6-12-25  
By: [Signature]

Ballots Cast per Contest with Precincts  
 Washington County, May 20, 2025 Special District Election  
 All Precincts, All Districts, All Counter Groups, All ScanStations, All Contests, All Boxes  
 Official Results

Page: 7 of 123  
 2025-06-12  
 09:47:00

Total Ballots Cast: 88460, Registered Voters: 393598, Overall Turnout: 22.47%

**Portland Community College, Director, Zone 4 (Vote for 1)**

Precinct	Ballots Cast	Reg. Voters	Total Votes	Brandy Penner		Write-in		Over Votes	Under Votes
Precinct 331	540	3295	411	404	98.30%	7	1.70%	0	129
Precinct 363	863	3604	637	626	98.27%	11	1.73%	0	226
Precinct 364	1292	5327	860	846	98.37%	14	1.63%	0	432
Precinct 365	1573	5288	1088	1083	99.54%	5	0.46%	0	485
Precinct 366	334	2063	237	233	98.31%	4	1.69%	0	97
Precinct 367	1117	5473	776	762	98.20%	14	1.80%	0	341
Precinct 368	1064	4903	748	735	98.26%	13	1.74%	0	316
Precinct 369	416	2109	317	312	98.42%	5	1.58%	0	99
Precinct 371	655	2498	452	445	98.45%	7	1.55%	0	203
Precinct 373	0	2	0	0	0.00%	0	0.00%	0	0
Precinct 375	109	316	57	57	100.00%	0	0.00%	0	52
Precinct 376	560	2226	417	405	97.12%	12	2.88%	0	143
Precinct 377	740	2719	549	536	97.63%	13	2.37%	0	191
Precinct 381	82	623	55	55	100.00%	0	0.00%	0	27
Precinct 387	7	49	6	6	100.00%	0	0.00%	0	1
Precinct 390	766	2580	545	542	99.45%	3	0.55%	0	221
Precinct 403	363	1688	265	261	98.49%	4	1.51%	0	98
Precinct 406	434	2222	343	336	97.96%	7	2.04%	0	91
Precinct 407	340	987	242	237	97.93%	5	2.07%	0	98
Precinct 439	438	3145	348	347	99.71%	1	0.29%	0	90
Total	11693	51117	8353	8228	98.50%	125	1.50%	0	3340



I, Dan Forester, Washington County  
 Elections Division Manager and designee  
 of the Ex-Officio County Clerk, do hereby  
 certify this to be a true and correct  
 copy of the original.

Date: 6-12-25  
 By: [Signature]

Ballots Cast per Contest with Precincts  
 Washington County, May 20, 2025 Special District Election  
 All Precincts, All Districts, All Counter Groups, All ScanStations, All Contests, All Boxes  
 Official Results

Page: 8 of 123  
 2025-06-12  
 09:47:00

Total Ballots Cast: 88460, Registered Voters: 393598, Overall Turnout: 22.47%

**Portland Community College, Director, Zone 5 (Vote for 1)**

Precinct	Ballots Cast	Reg. Voters	Total Votes	Dan Saltzman		Write-in		Over Votes	Under Votes
Precinct 306	131	756	100	98	98.00%	2	2.00%	0	31
Precinct 319	156	954	119	119	100.00%	0	0.00%	0	37
Precinct 325	19	275	18	17	94.44%	1	5.56%	0	1
Precinct 333	598	5011	501	493	98.40%	8	1.60%	0	97
Precinct 349	153	784	115	114	99.13%	1	0.87%	0	38
Precinct 350	1730	8533	1238	1222	98.71%	16	1.29%	0	492
Precinct 351	272	2519	204	199	97.55%	5	2.45%	0	68
Precinct 352	226	1853	178	177	99.44%	1	0.56%	0	48
Precinct 353	685	2744	487	480	98.56%	7	1.44%	0	198
Precinct 354	570	2201	420	415	98.81%	5	1.19%	0	150
Precinct 355	442	1764	332	327	98.49%	5	1.51%	0	110
Precinct 356	223	1641	185	183	98.92%	2	1.08%	0	38
Precinct 357	138	1367	109	109	100.00%	0	0.00%	0	29
Precinct 358	770	3224	566	557	98.41%	9	1.59%	0	204
Precinct 359	601	3119	449	444	98.89%	5	1.11%	0	152
Precinct 360	542	4049	414	406	98.07%	8	1.93%	0	128
Precinct 361	417	3041	329	324	98.48%	5	1.52%	0	88
Precinct 362	1799	7771	1361	1344	98.75%	17	1.25%	0	438
Precinct 372	570	1973	439	434	98.86%	5	1.14%	0	131
Precinct 378	343	1095	217	216	99.54%	1	0.46%	0	126
Precinct 379	574	2233	422	416	98.58%	6	1.42%	0	152
Precinct 382	164	1252	143	141	98.60%	2	1.40%	0	21
Precinct 383	495	1996	363	357	98.35%	6	1.65%	0	132
Precinct 384	1565	5340	1185	1176	99.24%	9	0.76%	0	380
Precinct 385	280	863	209	206	98.56%	3	1.44%	0	71
Precinct 386	755	2151	555	547	98.56%	8	1.44%	0	200
Precinct 388	60	361	51	50	98.04%	1	1.96%	0	9
Precinct 391	77	531	57	57	100.00%	0	0.00%	0	20
Precinct 392	26	156	16	16	100.00%	0	0.00%	0	10
Precinct 393	237	703	175	175	100.00%	0	0.00%	0	62
Precinct 399	465	1596	256	251	98.05%	5	1.95%	0	209
Precinct 400	517	1184	278	272	97.84%	6	2.16%	1	238
Precinct 401	736	2153	531	524	98.68%	7	1.32%	0	205
Precinct 406	34	226	26	24	92.31%	2	7.69%	0	8
Precinct 408	96	381	74	71	95.95%	3	4.05%	0	22
Precinct 418	542	2182	386	381	98.70%	5	1.30%	0	156
Precinct 434	220	1317	170	170	100.00%	0	0.00%	0	50
Precinct 441	21	87	15	15	100.00%	0	0.00%	0	6
Precinct 446	15	152	12	12	100.00%	0	0.00%	0	3
Precinct 455	404	2103	316	313	99.05%	3	0.95%	0	88
Precinct TTAD/THPRD	0	7	0	0	0.00%	0	0.00%	0	0
Total	17668	81648	13021	12852	98.70%	169	1.30%	1	4646



I, Dan Forester, Washington County  
 Elections Division Manager and designee  
 of the Ex-Officio County Clerk, do hereby  
 certify this to be a true and correct  
 copy of the original.

Date: 6-12-25  
 By: [Signature]

Ballots Cast per Contest with Precincts  
Washington County, May 20, 2025 Special District Election  
All Precincts, All Districts, All Counter Groups, All ScanStations, All Contests, All Boxes  
Official Results

Page: 9 of 123  
2025-06-12  
09:47:00

Total Ballots Cast: 88460, Registered Voters: 393598, Overall Turnout: 22.47%

**Portland Community College, Director, Zone 6 (Vote for 1)**

Precinct	Ballots Cast	Reg. Voters	Total Votes	Greg McKelvey		Write-in		Over Votes	Under Votes
Precinct 302	595	3812	368	355	96.47%	13	3.53%	0	227
Precinct 303	96	440	56	56	100.00%	0	0.00%	0	40
Precinct 304	220	1428	160	158	98.75%	2	1.25%	0	60
Precinct 307	636	3337	431	415	96.29%	16	3.71%	0	205
Precinct 308	43	149	26	25	96.15%	1	3.85%	0	17
Precinct 309	145	796	98	94	95.92%	4	4.08%	0	47
Precinct 310	25	149	12	12	100.00%	0	0.00%	0	13
Precinct 318	898	4755	615	597	97.07%	18	2.93%	0	283
Precinct 319	636	4866	452	449	99.34%	3	0.66%	0	184
Precinct 320	404	2396	293	286	97.61%	7	2.39%	0	111
Precinct 322	42	354	16	15	93.75%	1	6.25%	0	26
Precinct 327	1216	7317	876	867	98.97%	9	1.03%	0	340
Precinct 328	234	1223	139	138	99.28%	1	0.72%	0	95
Precinct 329	760	4010	533	515	96.62%	18	3.38%	0	227
Precinct 344	3	43	3	3	100.00%	0	0.00%	0	0
Precinct 346	29	126	18	18	100.00%	0	0.00%	0	11
Precinct 351	268	2493	176	169	96.02%	7	3.98%	0	92
Precinct 356	149	775	96	90	93.75%	6	6.25%	0	53
Precinct 379	546	2710	365	362	99.18%	3	0.82%	0	181
Precinct 380	1015	3575	625	613	98.08%	12	1.92%	0	390
Precinct 382	579	4752	405	390	96.30%	15	3.70%	0	174
Precinct 389	1988	9484	1266	1237	97.71%	29	2.29%	0	722
Precinct 395	1425	7025	969	951	98.14%	18	1.86%	0	456
Precinct 398	450	2153	264	253	95.83%	11	4.17%	0	186
Precinct 409	1205	5876	803	791	98.51%	12	1.49%	0	402
Precinct 410	297	1698	160	158	98.75%	2	1.25%	0	137
Precinct 411	175	1230	138	134	97.10%	4	2.90%	0	37
Precinct 412	486	2180	296	294	99.32%	2	0.68%	0	190
Precinct 414	33	230	20	19	95.00%	1	5.00%	0	13
Precinct 416	171	1396	125	122	97.60%	3	2.40%	0	46
Precinct 418	322	1592	221	217	98.19%	4	1.81%	0	101
Precinct 421	109	670	69	68	98.55%	1	1.45%	0	40
Precinct 425	51	293	22	22	100.00%	0	0.00%	0	29
Precinct 426	102	526	54	53	98.15%	1	1.85%	0	48
Precinct 429	604	3742	380	373	98.16%	7	1.84%	0	224
Precinct 430	618	2599	373	359	96.25%	14	3.75%	0	245
Precinct 431	55	246	38	38	100.00%	0	0.00%	0	17
Precinct 434	878	4411	572	560	97.90%	12	2.10%	0	306
Precinct 440	305	2093	219	211	96.35%	8	3.65%	0	86
Precinct 446	6	37	6	6	100.00%	0	0.00%	0	0
Precinct 447	35	142	24	24	100.00%	0	0.00%	0	11
Precinct 452	17	129	10	9	90.00%	1	10.00%	0	7
Precinct 456	5	8	2	2	100.00%	0	0.00%	0	3
Total	17876	97266	11794	11528	97.74%	266	2.26%	0	6082



I, Dan Forester, Washington County  
Elections Division Manager and designee  
of the Ex-Officio County Clerk, do hereby  
certify this to be a true and correct  
copy of the original.

Date: 6-12-25  
By: [Signature]



Ballots Cast per Contest with Precincts  
Washington County, May 20, 2025 Special District Election  
All Precincts, All Districts, All Counter Groups, All ScanStations, All Contests, All Boxes  
Official Results

Page: 10 of 123  
2025-06-12  
09:47:00

Total Ballots Cast: 88460, Registered Voters: 393598, Overall Turnout: 22.47%

**Portland Community College, Director, Zone 7 (Vote for 1)**

Precinct	Ballots Cast	Reg. Voters	Total Votes	Gina Sanchez Roletto	Write-in	Over Votes	Under Votes
Precinct 301	652	2123	381	371 97.38%	10 2.62%	0	271
Precinct 305	264	1303	190	185 97.37%	5 2.63%	0	74
Precinct 307	529	2984	412	392 95.15%	20 4.85%	0	117
Precinct 308	8	36	6	6 100.00%	0 0.00%	0	2
Precinct 309	977	5053	758	734 96.83%	24 3.17%	0	219
Precinct 310	144	590	93	84 90.32%	9 9.68%	0	51
Precinct 311	195	854	137	133 97.08%	4 2.92%	0	58
Precinct 312	403	2098	263	256 97.34%	7 2.66%	0	140
Precinct 313	2	3	2	2 100.00%	0 0.00%	0	0
Precinct 314	89	385	55	52 94.55%	3 5.45%	0	34
Precinct 315	134	585	84	80 95.24%	4 4.76%	0	50
Precinct 316	445	2051	267	258 96.63%	9 3.37%	0	178
Precinct 317	57	273	40	38 95.00%	2 5.00%	0	17
Precinct 318	76	516	51	51 100.00%	0 0.00%	0	25
Precinct 319	248	1389	192	190 98.96%	2 1.04%	0	56
Precinct 321	82	445	37	35 94.59%	2 5.41%	0	45
Precinct 324	124	682	74	70 94.59%	4 5.41%	0	50
Precinct 326	582	2339	345	336 97.39%	9 2.61%	0	237
Precinct 329	1285	6163	1073	1060 98.79%	13 1.21%	0	212
Precinct 330	466	2761	349	338 96.85%	11 3.15%	0	117
Precinct 332	430	3677	384	373 97.14%	11 2.86%	0	46
Precinct 333	48	357	39	39 100.00%	0 0.00%	0	9
Precinct 334	31	154	17	15 88.24%	2 11.76%	0	14
Precinct 335	1387	5367	1051	1008 95.91%	43 4.09%	0	336
Precinct 336	806	4070	620	607 97.90%	13 2.10%	0	186
Precinct 337	202	2020	162	154 95.06%	8 4.94%	0	40
Precinct 338	816	8476	647	623 96.29%	24 3.71%	0	169
Precinct 339	1608	7617	1005	958 95.32%	47 4.68%	0	603
Precinct 340	2734	8897	1667	1601 96.04%	66 3.96%	0	1067
Precinct 341	73	394	42	42 100.00%	0 0.00%	0	31
Precinct 342	20	71	13	11 84.62%	2 15.38%	0	7
Precinct 343	731	3408	551	532 96.55%	19 3.45%	0	180
Precinct 344	798	4244	605	598 98.84%	7 1.16%	0	193
Precinct 345	5	30	1	1 100.00%	0 0.00%	0	4
Precinct 346	48	236	37	34 91.89%	3 8.11%	0	11
Precinct 347	22	61	12	11 91.67%	1 8.33%	0	10
Precinct 370	575	2596	435	428 98.39%	7 1.61%	0	140
Precinct 373	78	403	60	60 100.00%	0 0.00%	0	18
Precinct 374	3	8	3	3 100.00%	0 0.00%	0	0
Precinct 422	7	22	0	0 0.00%	0 0.00%	0	7
Precinct 439	36	80	20	19 95.00%	1 5.00%	0	16
Precinct 443	0	9	0	0 0.00%	0 0.00%	0	0
Precinct 445	0	1	0	0 0.00%	0 0.00%	0	0
Precinct 450	61	208	19	18 94.74%	1 5.26%	0	42
Precinct 451	229	1431	178	172 96.63%	6 3.37%	0	51
Total	17510	86470	12377	11978 96.78%	399 3.22%	0	5133



I, Dan Forester, Washington County  
Elections Division Manager and designee  
of the Ex-Officio County Clerk, do hereby  
certify this to be a true and correct  
copy of the original.

Date: 6-12-25  
By: [Signature]

## Canvass Results Report

Official Ballots

Run Time 11:12 AM  
Run Date 06/11/2025

## Clackamas County Elections

May 20, 2025 Special District Election

5/20/2025

Page 8

## Official Results

Registered Voters

66153 of 314435 = 21.04%

### Portland Community College District, Director, Zone 1 - Vote for 1

Precinct	Laurie J Cremona Wagner	Miscellaneous Write-ins (W)	Cast Votes	Undervotes	Overvotes	Vote by Mail Ballots Cast	Total Ballots Cast	Registered Voters	Turnout Percentage
116	0	0	0	2	0	2	2	3	66.67%
135	7	0	7	5	0	12	12	82	14.63%
151	630	7	637	299	0	936	936	2,774	33.74%
152	1,190	13	1,203	641	1	1,845	1,845	5,931	31.11%
153	68	1	69	29	0	98	98	279	35.13%
154	18	0	18	3	0	21	21	112	18.75%
155	591	5	596	274	0	870	870	3,172	27.43%
156	1,156	10	1,166	437	0	1,603	1,603	4,921	32.57%
157	8	1	9	7	0	16	16	68	23.53%
158	919	10	929	327	0	1,256	1,256	4,733	26.54%
159	570	6	576	323	0	899	899	3,058	29.40%
160	374	2	376	161	0	537	537	1,924	27.91%
161	75	1	76	65	0	141	141	636	22.17%
162	146	1	147	46	0	193	193	775	24.90%
251	0	0	0	0	0	0	0	0	0.00%
279	19	0	19	10	0	29	29	136	21.32%
280	93	1	94	22	0	116	116	485	23.92%
281	259	0	259	119	0	378	378	1,313	28.79%
282	82	1	83	36	0	119	119	484	24.59%
283	96	1	97	62	0	159	159	465	34.19%

**Canvass Results Report**

Official Ballots

Run Time 11:12 AM  
Run Date 06/11/2025**Clackamas County Elections**

May 20, 2025 Special District Election

5/20/2025

Page 9

**Official Results****Registered Voters**

66153 of 314435 = 21.04%

**Portland Community College District, Director, Zone 1 - Vote for 1**

Precinct	Laurie J Cremona Wagner	Miscellaneous Write-ins (W)	Cast Votes	Undervotes	Overvotes	Vote by Mail Ballots Cast	Total Ballots Cast	Registered Voters	Turnout Percentage
284	71	0	71	47	0	118	118	329	35.87%
285	3	0	3	0	0	3	3	20	15.00%
286	43	0	43	20	0	63	63	225	28.00%
320	36	0	36	13	0	49	49	127	38.58%
321	7	0	7	5	0	12	12	91	13.19%
<b>Totals</b>	<b>6,461</b>	<b>60</b>	<b>6,521</b>	<b>2,953</b>	<b>1</b>	<b>9,475</b>	<b>9,475</b>	<b>32,143</b>	<b>29.48%</b>

**CERTIFIED COPY OF THE ORIGINAL**  
CATHERINE MCMULLEN, COUNTY CLERKBY: 

May 20, 2025 Special District Election  
Columbia County, Oregon  
Summary Results Report

Certified Final Results  
6/12/2025

**Portland Community College, Director, Zone 7 (Columbia Only)**


Vote For 1


Gina Sanchez Roletto  
Write-In Totals  
Total Votes Cast  
Overvotes  
Undervotes  
Contest Totals

TOTAL	VOTE %
5,417	97.52%
138	2.48%
5,555	100.00%
0	
4,165	
9,720	

I hereby certify that the votes recorded on this report  
correctly summarize the tally of votes cast at the  
May 20th 2025 Special Election.

Dated this 13th day of June 2025.

  
\_\_\_\_\_  
Debbie Klug  
Columbia County Clerk



May 20, 2025 Special Election  
Columbia County, Oregon  
Precinct Abstract Report  
June 12, 2025

Certified Final Results

**Statistics**

**Portland Community College**

Director, Zone 7

**PRECINCT NAME**

01 City of Clatskanie  
04 N Clatskanie-Marshland  
05 S Clatskanie  
06 Delena  
08 GOBLE  
10 Milton  
12 McNulty  
14 Quincy  
15 City of Rainier  
17 W Rainier  
18 E Rainier  
19 S Warren  
20 N Warren  
21 City St Helens One  
24 City St Helens Four  
26 City St Helens Six  
31 City of Scappoose One  
32 City of Scappoose Two  
34 City of Scappoose Four  
35 SE Scappoose  
36 Canyon  
38 W Scappoose  
39 Sauvie Island  
40 Yankton  
41 City of Vernonia  
44 Rural Vernonia  
46 Apiary  
47 Chapman  
48 S Deer Island  
49 N Deer Island  
50 City of Prescott  
51 Mist  
53 City of Columbia City  
COUNTY TOTALS

REGISTERED VOTERS	BALLOTS CAST	BALLOTS CAST BLANK	Gina Sanchez Roletto	Write-in	OVER VOTES	UNDER VOTES
1325	333	1	0	0	0	0
790	188	0	0	0	0	0
776	190	0	0	0	0	0
1624	454	0	0	0	0	0
1051	238	0	0	0	0	0
1063	391	2	197	6	0	188
1339	419	0	243	3	0	173
696	200	0	0	0	0	0
1435	418	0	0	0	0	0
678	164	1	0	0	0	0
287	96	0	0	0	0	0
1210	484	0	238	6	0	240
815	309	0	176	0	0	133
3530	833	1	492	16	0	325
3779	896	0	522	4	0	370
3526	957	2	550	18	0	389
948	319	2	179	1	0	139
3064	951	1	600	11	0	340
1695	509	0	310	5	0	194
1440	485	0	250	18	0	217
546	226	0	110	4	0	112
626	228	0	117	5	0	106
64	15	0	7	0	0	8
1410	475	0	228	5	0	242
1943	371	0	197	7	0	167
1065	306	0	167	4	0	135
904	253	0	2	0	0	4
1091	414	0	228	9	0	177
516	154	1	68	0	0	86
751	218	0	112	6	0	95
56	15	0	0	0	0	0
376	111	0	56	2	0	53
1673	648	0	368	8	0	272
42092	12268	11	5417	138	0	4165

Portland Community College, Director, Zone 6 - 4 Year Term - Vote for one

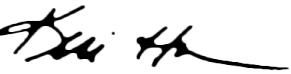
Precincts			Voters		
Counted	Total	Percent	Ballots	Registered	Percent
7	7	100.00%	7,553	26,100	28.94%

Choice	Party	By Mail		Total	
Greg McKelvey		3,960	98.19%	3,960	98.19%
Misc. Write-in (W)		73	1.81%	73	1.81%
Cast Votes:		4,033	100.00%	4,033	100.00%
Undervotes:		3,520		3,520	
Overvotes:		0		0	

\*\*\* End of report \*\*\*



ABSTRACT OF VOTES  
I certify that this report accurately summarizes the tally of votes for each race and/or measure at the May 20, 2025 Special District Election.

  
Keri Hinton, Yamhill County Clerk  
Date Certified: June 11, 2025

Portland Community College  
Canvass

May 20, 2025 Special District Election

Run Time 3:31 PM

Run Date 06/11/2025

Yamhill County, Oregon

May 20, 2025 Special District Election

5/20/2025

Page 1

Official Results

Registered Voters

7553 of 76586 = 9.86%

Precincts Reporting

23 of 23 = 100.00%

Portland Community College, Director, Zone 6 - 4 Year Term - Vote for one

Precinct	Greg McKelvey	Misc. Write-in (W)	Cast Votes	Undervotes	Overvotes	By Mail Ballots Cast	Total Ballots Cast	Registered Voters	Turnout Percentage
01	135	3	138	197	0	335	335	996	33.63%
02	738	14	752	570	0	1,322	1,322	5,776	22.89%
03	1,010	10	1,020	827	0	1,847	1,847	6,430	28.72%
04	776	15	791	630	0	1,421	1,421	4,682	30.35%
05	216	5	221	258	0	479	479	1,412	33.92%
07	776	24	800	698	0	1,498	1,498	4,720	31.74%
09	309	2	311	340	0	651	651	2,084	31.24%
Totals	3,960	73	4,033	3,520	0	7,553	7,553	26,100	28.94%



ABSTRACT OF VOTES

I certify that this report accurately summarizes the tally of votes for each race and/or measure at the May 20, 2025 Special District Election.

A handwritten signature in black ink, appearing to read "Keri Hinton".

Keri Hinton, Yamhill County Clerk

Date Certified: June 11, 2025

**Portland Community College  
Canvass**

May 20, 2025 Special District Election

Run Time 3:31 PM

Run Date 06/11/2025

**Yamhill County, Oregon**

May 20, 2025 Special District Election

5/20/2025

Page 2

**Official Results**

**Registered Voters**

7553 of 76586 = 9.86%

**Precincts Reporting**

23 of 23 = 100.00%

\*\*\* End of report \*\*\*