

STATISTICS

	TOTAL	PERCENT		TOTAL	PERCENT
01 = REGISTERED VOTERS - TOTAL	397,559		07 = BALLOTS CAST - Republican	29,524	21.05
02 = REGISTERED VOTERS - Democrat	226,448	56.96	08 = BALLOTS CAST - NONPARTISAN	19,103	13.62
03 = REGISTERED VOTERS - Republican	67,708	17.03	09 = VOTER TURNOUT - TOTAL		35.27
04 = REGISTERED VOTERS - NONPARTISAN	103,403	26.01	10 = VOTER TURNOUT - Democrat		40.45
05 = BALLOTS CAST - TOTAL	140,235		11 = VOTER TURNOUT - Republican		43.60
06 = BALLOTS CAST - Democrat	91,608	65.32	12 = VOTER TURNOUT - NONPARTISAN		18.47

	01	02	03	04	05	06	07	08	09	10	11	12
0156 156	63	32	18	13	37	16	14	7	58.73	50.00	77.78	53.85
0158 158	103	32	47	24	62	16	33	13	60.19	50.00	70.21	54.17
0543 543	81	47	7	27	7	2	1	4	8.64	4.26	14.29	14.81
0547 547	98	32	46	20	44	14	19	11	44.90	43.75	41.30	55.00
0548 548	31	18	2	11	6	6	0	0	19.35	33.33	.00	.00
0601 601	0	0	0	0	0	0	0	0				
1013	3442	2200	491	751	1618	1187	255	176	47.01	53.95	51.93	23.44
1017	3024	1948	207	869	937	696	74	167	30.99	35.73	35.75	19.22
1025	3584	2245	286	1053	1034	758	109	167	28.85	33.76	38.11	15.86
1045	295	163	63	69	156	90	37	29	52.88	55.21	58.73	42.03
1053	4030	2319	462	1249	1210	830	152	228	30.02	35.79	32.90	18.25
1103	3872	2231	441	1200	1178	793	177	208	30.42	35.54	40.14	17.33
1156	3181	1908	632	641	1528	987	393	148	48.04	51.73	62.18	23.09
1170	4049	2464	789	796	1972	1319	460	193	48.70	53.53	58.30	24.25
1183	3211	1842	484	885	1277	846	243	188	39.77	45.93	50.21	21.24
1205	4160	2557	592	1011	1696	1190	269	237	40.77	46.54	45.44	23.44
1211	2144	1349	341	454	950	677	168	105	44.31	50.19	49.27	23.13
1213	3296	2002	562	732	1376	901	312	163	41.75	45.00	55.52	22.27
1222	4415	2515	883	1017	1877	1216	401	260	42.51	48.35	45.41	25.57
1224	3414	2078	576	760	1708	1167	312	229	50.03	56.16	54.17	30.13
1226	2295	1393	451	451	1112	750	240	122	48.45	53.84	53.22	27.05
1230	4690	2904	786	1000	2002	1376	388	238	42.69	47.38	49.36	23.80
1238	2533	1386	543	604	961	555	277	129	37.94	40.04	51.01	21.36
1240	1780	1046	420	314	830	516	234	80	46.63	49.33	55.71	25.48
1245	4599	2734	777	1088	1897	1244	386	267	41.25	45.50	49.68	24.54
1315	4279	2535	488	1256	1611	1131	219	261	37.65	44.62	44.88	20.78
1321	4260	2087	1076	1097	1595	897	466	232	37.44	42.98	43.31	21.15
1400	1735	902	494	339	803	450	278	75	46.28	49.89	56.28	22.12
1500	585	313	145	127	278	175	63	40	47.52	55.91	43.45	31.50
1504	1557	757	408	392	678	372	202	104	43.55	49.14	49.51	26.53
1505	657	301	225	131	359	170	137	52	54.64	56.48	60.89	39.69
1507	370	185	114	71	176	89	57	30	47.57	48.11	50.00	42.25
1515	1157	582	386	189	599	306	237	56	51.77	52.58	61.40	29.63
1546	1093	517	395	181	599	280	271	48	54.80	54.16	68.61	26.52
2002	4411	2642	476	1293	1300	886	200	214	29.47	33.54	42.02	16.55
2004	2509	1641	191	677	574	437	64	73	22.88	26.63	33.51	10.78
2026	2503	1602	252	649	831	604	101	126	33.20	37.70	40.08	19.41
2029	4290	2773	360	1157	1332	994	119	219	31.05	35.85	33.06	18.93
2077	4582	2817	524	1241	1575	1086	211	278	34.37	38.55	40.27	22.40
2086	4486	3058	282	1146	1373	1051	115	207	30.61	34.37	40.78	18.06
2099	4168	2872	160	1136	1104	868	58	178	26.49	30.22	36.25	15.67
2100	4579	2876	537	1166	1702	1195	261	246	37.17	41.55	48.60	21.10
2114	4126	2788	313	1025	1480	1143	140	197	35.87	41.00	44.73	19.22
2143	2880	1535	619	726	1079	650	264	165	37.47	42.35	42.65	22.73
3000	3648	2113	513	1022	1160	789	203	168	31.80	37.34	39.57	16.44
3002	4225	2624	478	1123	1339	964	185	190	31.69	36.74	38.70	16.92
3004	4194	2932	175	1087	1063	838	61	164	25.35	28.58	34.86	15.09
3008	4222	2880	364	978	1368	1022	146	200	32.40	35.49	40.11	20.45
3058	4426	2924	288	1214	1256	946	121	189	28.38	32.35	42.01	15.57
3097	4605	3317	184	1104	1396	1147	51	198	30.31	34.58	27.72	17.93
3113	3732	2567	448	717	1772	1322	238	212	47.48	51.50	53.13	29.57
3128	3952	2733	481	738	1993	1509	264	220	50.43	55.21	54.89	29.81

STATISTICS

	TOTAL	PERCENT		TOTAL	PERCENT
01 = REGISTERED VOTERS - TOTAL	397,559		07 = BALLOTS CAST - Republican	29,524	21.05
02 = REGISTERED VOTERS - Democrat	226,448	56.96	08 = BALLOTS CAST - NONPARTISAN	19,103	13.62
03 = REGISTERED VOTERS - Republican	67,708	17.03	09 = VOTER TURNOUT - TOTAL		35.27
04 = REGISTERED VOTERS - NONPARTISAN	103,403	26.01	10 = VOTER TURNOUT - Democrat		40.45
05 = BALLOTS CAST - TOTAL	140,235		11 = VOTER TURNOUT - Republican		43.60
06 = BALLOTS CAST - Democrat	91,608	65.32	12 = VOTER TURNOUT - NONPARTISAN		18.47

(CONTINUED FROM PREVIOUS PAGE)

	01	02	03	04	05	06	07	08	09	10	11	12
3144	3148	2187	393	568	1612	1247	202	163	51.21	57.02	51.40	28.70
3151	4186	2914	165	1107	1190	953	55	182	28.43	32.70	33.33	16.44
3177	4225	2679	554	992	1661	1240	219	202	39.31	46.29	39.53	20.36
3185	2863	1497	645	721	974	565	291	118	34.02	37.74	45.12	16.37
3193	4377	2805	495	1077	1699	1230	218	251	38.82	43.85	44.04	23.31
3240	4787	2873	579	1335	1577	1133	230	214	32.94	39.44	39.72	16.03
3248	3115	1960	339	816	1134	818	154	162	36.40	41.73	45.43	19.85
3253	4411	2913	392	1106	1684	1271	186	227	38.18	43.63	47.45	20.52
3259	3881	2760	337	784	1722	1399	152	171	44.37	50.69	45.10	21.81
3274	3590	2291	174	1125	1104	846	73	185	30.75	36.93	41.95	16.44
3290	3568	2407	476	685	1801	1376	249	176	50.48	57.17	52.31	25.69
3297	2700	1740	284	676	795	556	121	118	29.44	31.95	42.61	17.46
3307	2660	1363	740	557	976	497	372	107	36.69	36.46	50.27	19.21
3311	2902	1454	719	729	974	557	306	111	33.56	38.31	42.56	15.23
3315	2339	1204	504	631	650	376	175	99	27.79	31.23	34.72	15.69
3322	2365	1207	636	522	898	481	332	85	37.97	39.85	52.20	16.28
3327	1950	1014	439	497	713	433	200	80	36.56	42.70	45.56	16.10
3329	3466	1636	1037	793	1384	710	525	149	39.93	43.40	50.63	18.79
3330	3365	1665	979	721	1462	794	524	144	43.45	47.69	53.52	19.97
4022	3522	2181	176	1165	1033	760	75	198	29.33	34.85	42.61	17.00
4027	3430	2270	134	1026	1154	894	65	195	33.64	39.38	48.51	19.01
4041	4317	2945	292	1080	1776	1391	146	239	41.14	47.23	50.00	22.13
4049	4430	2822	291	1317	1471	1126	115	230	33.21	39.90	39.52	17.46
4065	3950	2636	263	1051	1504	1158	115	231	38.08	43.93	43.73	21.98
4106	3022	1990	133	899	1087	850	54	183	35.97	42.71	40.60	20.36
4111	3573	2329	473	771	1625	1206	240	179	45.48	51.78	50.74	23.22
4125	3376	1667	690	1019	976	567	268	141	28.91	34.01	38.84	13.84
4131	3074	1896	319	859	1142	832	149	161	37.15	43.88	46.71	18.74
4155	3784	2234	509	1041	1423	985	247	191	37.61	44.09	48.53	18.35
4167	4423	2849	321	1253	1528	1139	144	245	34.55	39.98	44.86	19.55
4178	3115	1726	388	1001	955	622	168	165	30.66	36.04	43.30	16.48
4185	2955	1668	334	953	808	556	120	132	27.34	33.33	35.93	13.85
4202	3480	1917	469	1094	1042	690	170	182	29.94	35.99	36.25	16.64
4216	1359	631	265	463	361	187	110	64	26.56	29.64	41.51	13.82
4242	3569	2223	414	932	1368	993	177	198	38.33	44.67	42.75	21.24
4250	2994	1885	365	744	1206	853	182	171	40.28	45.25	49.86	22.98
4254	3318	2030	384	904	1209	859	177	173	36.44	42.32	46.09	19.14
4282	3705	2276	685	744	1712	1154	363	195	46.21	50.70	52.99	26.21
4295	3940	2654	399	887	1738	1329	215	194	44.11	50.08	53.88	21.87
4299	4644	2433	699	1512	1154	691	239	224	24.85	28.40	34.19	14.81
4309	2943	1304	815	824	868	453	303	112	29.49	34.74	37.18	13.59
4320	2253	1105	619	529	829	437	308	84	36.80	39.55	49.76	15.88
4333	3671	1925	773	973	1199	714	318	167	32.66	37.09	41.14	17.16
4338	3096	1534	711	851	955	546	277	132	30.85	35.59	38.96	15.51
4339	3802	1845	684	1273	1034	593	253	188	27.20	32.14	36.99	14.77
4340	2182	1080	437	665	531	326	126	79	24.34	30.19	28.83	11.88
4344	2618	1346	529	743	753	435	213	105	28.76	32.32	40.26	14.13
4345	3639	1786	865	988	1080	594	354	132	29.68	33.26	40.92	13.36
4350	3858	1873	935	1050	1186	660	390	136	30.74	35.24	41.71	12.95
4352	2327	1170	415	742	557	325	140	92	23.94	27.78	33.73	12.40
4359	1837	815	534	488	595	298	224	73	32.39	36.56	41.95	14.96
4360	2592	1294	487	811	664	381	177	106	25.62	29.44	36.34	13.07
4361	3627	1704	809	1114	1007	581	269	157	27.76	34.10	33.25	14.09

STATISTICS

	TOTAL	PERCENT		TOTAL	PERCENT
01 = REGISTERED VOTERS - TOTAL	397,559		07 = BALLOTS CAST - Republican	29,524	21.05
02 = REGISTERED VOTERS - Democrat	226,448	56.96	08 = BALLOTS CAST - NONPARTISAN	19,103	13.62
03 = REGISTERED VOTERS - Republican	67,708	17.03	09 = VOTER TURNOUT - TOTAL		35.27
04 = REGISTERED VOTERS - NONPARTISAN	103,403	26.01	10 = VOTER TURNOUT - Democrat		40.45
05 = BALLOTS CAST - TOTAL	140,235		11 = VOTER TURNOUT - Republican		43.60
06 = BALLOTS CAST - Democrat	91,608	65.32	12 = VOTER TURNOUT - NONPARTISAN		18.47

(CONTINUED FROM PREVIOUS PAGE)

	01	02	03	04	05	06	07	08	09	10	11	12
4362	2879	1486	451	942	657	403	139	115	22.82	27.12	30.82	12.21
4363	4118	2468	458	1192	1484	1010	223	251	36.04	40.92	48.69	21.06
5029	512	274	117	121	222	131	56	35	43.36	47.81	47.86	28.93
5100	4106	1862	1159	1085	1266	656	461	149	30.83	35.23	39.78	13.73
5200	4577	1803	1452	1322	1305	577	537	191	28.51	32.00	36.98	14.45
5201	3360	1323	1153	884	1049	476	419	154	31.22	35.98	36.34	17.42
5301	1304	579	322	403	338	174	118	46	25.92	30.05	36.65	11.41
5401	267	121	111	35	131	64	57	10	49.06	52.89	51.35	28.57
5425	2546	1007	910	629	1039	495	419	125	40.81	49.16	46.04	19.87
5602	315	102	132	81	125	40	68	17	39.68	39.22	51.52	20.99
5604	2061	742	835	484	790	332	375	83	38.33	44.74	44.91	17.15
5605	133	62	42	29	48	26	19	3	36.09	41.94	45.24	10.34
5819	3535	1634	846	1055	988	527	326	135	27.95	32.25	38.53	12.80
5820	4026	1837	1167	1022	1313	662	481	170	32.61	36.04	41.22	16.63
5828	4470	1895	1278	1297	1217	597	434	186	27.23	31.50	33.96	14.34
5842	4617	1873	1662	1082	1812	822	770	220	39.25	43.89	46.33	20.33
5846	4632	1793	1728	1111	1492	664	665	163	32.21	37.03	38.48	14.67
5850	2240	936	615	689	595	299	232	64	26.56	31.94	37.72	9.29
5851	4109	1678	1379	1052	1420	665	575	180	34.56	39.63	41.70	17.11
5853	3507	1535	1128	844	1244	627	468	149	35.47	40.85	41.49	17.65
5855	4231	1785	1442	1004	1450	711	565	174	34.27	39.83	39.18	17.33
5861	2513	1093	731	689	736	388	255	93	29.29	35.50	34.88	13.50
5868	2756	1246	795	715	865	418	352	95	31.39	33.55	44.28	13.29
5870	3021	1469	692	860	813	449	255	109	26.91	30.57	36.85	12.67
5871	1780	915	318	547	426	255	94	77	23.93	27.87	29.56	14.08

Certificate

I certify that the votes recorded on this abstract correctly summarize the tally of votes cast at the election indicated.



Tim Scott, Director of Elections  
 Multnomah County, Oregon

United States Senator

Vote For 1

- 01 = Pavel Goberman
- 02 = Loren Hooker
- 03 = Ron Wyden

VOTES PERCENT

VOTES PERCENT

1,434 1.61 04 = WRITE-IN  
 3,602 4.03 05 = OVER VOTES  
 83,797 93.85 06 = UNDER VOTES

451 .51  
 3  
 2,321

	01	02	03	04	05	06
0156 156	0	0	16	0	0	0
0158 158	0	0	16	0	0	0
0543 543	0	0	2	0	0	0
0547 547	0	2	11	0	0	1
0548 548	0	0	6	0	0	0
0601 601	0	0	0	0	0	0
1013	3	20	1129	6	0	29
1017	8	13	658	1	0	16
1025	12	22	699	1	0	24
1045	1	3	84	0	0	2
1053	14	22	777	3	0	14
1103	11	30	723	7	1	21
1156	10	16	936	4	0	21
1170	8	32	1240	5	0	34
1183	8	17	808	1	0	12
1205	13	30	1114	2	0	31
1211	8	16	630	3	0	20
1213	10	23	847	4	0	17
1222	12	32	1141	5	0	26
1224	12	25	1109	3	0	18
1226	8	9	704	3	0	26
1230	19	43	1275	2	0	37
1238	5	23	516	1	0	10
1240	9	18	472	1	0	16
1245	14	26	1181	5	0	18
1315	7	28	1053	4	0	39
1321	11	37	833	1	0	15
1400	0	13	428	1	0	8
1500	3	1	167	0	0	4
1504	7	27	330	3	0	5
1505	6	13	146	0	0	5
1507	1	3	84	1	0	0
1515	6	6	287	1	0	6
1546	3	7	259	0	0	11
2002	20	40	793	5	0	28
2004	16	29	378	2	0	12
2026	7	33	548	5	0	11
2029	18	46	900	3	0	27
2077	28	44	984	7	0	23
2086	11	42	964	9	0	25
2099	8	24	804	10	0	22
2100	17	53	1093	6	0	26
2114	16	48	1040	10	0	29
2143	14	39	580	4	0	13
3000	12	43	710	6	0	18
3002	14	34	889	4	0	23
3004	9	29	764	8	0	28
3008	10	34	951	2	0	25
3058	9	31	872	8	0	26
3097	13	15	1078	6	1	34
3113	7	27	1255	5	0	28
3128	9	25	1417	2	0	56
3144	12	32	1172	2	0	29
3151	16	22	884	6	0	25

		VOTES	PERCENT			VOTES	PERCENT
United States Senator							
Vote For 1							
01 = Pavel Goberman		1,434	1.61	04 = WRITE-IN		451	.51
02 = Loren Hooker		3,602	4.03	05 = OVER VOTES		3	
03 = Ron Wyden		83,797	93.85	06 = UNDER VOTES		2,321	

(CONTINUED FROM PREVIOUS PAGE)

	01	02	03	04	05	06
3177	17	36	1145	6	0	36
3185	11	28	506	3	0	17
3193	25	28	1149	1	0	27
3240	20	37	1045	3	0	28
3248	9	34	754	2	0	19
3253	10	29	1196	6	0	30
3259	9	24	1316	6	0	44
3274	10	18	792	1	0	25
3290	16	29	1287	3	0	41
3297	5	26	510	3	0	12
3307	13	25	444	1	0	14
3311	19	38	483	4	0	13
3315	5	28	326	5	0	12
3322	12	28	430	2	0	9
3327	5	24	383	2	0	19
3329	16	37	633	3	0	21
3330	15	43	714	3	0	19
4022	11	23	699	4	0	23
4027	9	18	841	2	0	24
4041	12	21	1299	12	0	47
4049	11	17	1061	4	0	33
4065	15	26	1083	4	0	30
4106	7	20	797	5	0	21
4111	11	30	1125	9	1	30
4125	6	24	523	3	0	11
4131	8	22	766	9	0	27
4155	11	35	900	7	0	32
4167	18	32	1052	5	0	32
4178	12	18	571	4	0	17
4185	13	31	490	4	0	18
4202	13	37	619	5	0	16
4216	7	20	156	1	0	3
4242	16	30	924	6	0	17
4250	9	34	780	6	0	24
4254	8	23	805	4	0	19
4282	12	35	1078	4	0	25
4295	10	28	1248	2	0	41
4299	23	49	596	5	0	18
4309	7	31	391	11	0	13
4320	7	18	399	3	0	10
4333	24	49	625	2	0	14
4338	14	40	468	6	0	18
4339	15	39	526	1	0	12
4340	9	18	287	1	0	11
4344	11	21	394	0	0	9
4345	15	45	519	2	0	13
4350	15	63	566	6	0	10
4352	9	27	275	1	0	13
4359	6	24	253	1	0	14
4360	3	36	326	6	0	10
4361	18	41	503	5	0	14
4362	13	32	343	3	0	12
4363	22	34	922	6	0	26
5029	4	7	114	0	0	6
5100	16	55	565	5	0	15

	VOTES	PERCENT		VOTES	PERCENT
United States Senator					
Vote For 1					
01 = Pavel Goberman	1,434	1.61	04 = WRITE-IN	451	.51
02 = Loren Hooker	3,602	4.03	05 = OVER VOTES	3	
03 = Ron Wyden	83,797	93.85	06 = UNDER VOTES	2,321	

(CONTINUED FROM PREVIOUS PAGE)

	01	02	03	04	05	06
5200	14	43	502	4	0	14
5201	12	38	408	6	0	12
5301	4	16	151	0	0	3
5401	1	4	59	0	0	0
5425	14	45	425	0	0	11
5602	3	2	34	0	0	1
5604	13	32	275	3	0	9
5605	2	3	20	0	0	1
5819	20	57	436	3	0	11
5820	14	45	580	5	0	18
5828	23	26	525	9	0	14
5842	17	53	727	5	0	20
5846	19	54	582	1	0	8
5850	15	24	251	3	0	6
5851	18	52	573	5	0	17
5853	20	53	533	2	0	19
5855	14	48	633	0	0	16
5861	9	31	340	0	0	8
5868	15	19	373	2	0	9
5870	13	29	389	6	0	12
5871	12	16	222	1	0	4

		VOTES PERCENT					VOTES PERCENT	
Representative in Congress, 1st Dist.								
Vote For 1								
01 = David Robinson				1,812		13.24		
02 = David Wu				11,843		86.53	04 = OVER VOTES	1
03 = WRITE-IN				31		.23	05 = UNDER VOTES	758
		01	02	03	04	05		
0158 158		2	13	0	0	1		
1013		135	971	6	0	75		
1017		88	569	1	0	38		
1025		97	604	2	0	55		
1045		13	73	0	0	4		
1053		111	683	2	0	34		
1103		115	623	4	1	50		
1156		129	801	2	0	55		
1170		162	1070	4	0	83		
1205		125	1007	1	0	57		
1224		144	972	1	0	50		
1226		71	636	0	0	43		
1230		170	1138	1	0	67		
1240		71	411	2	0	32		
1245		167	1031	3	0	43		
1315		148	924	2	0	57		
1507		10	75	0	0	4		
1515		54	242	0	0	10		

Representative in Congress, 3rd Dist.

Vote For 1

- 01 = John Sweeney
- 02 = Earl Blumenauer
- 03 = WRITE-IN

VOTES PERCENT

5,218 7.53  
 63,783 92.05  
 287 .41

VOTES PERCENT

04 = OVER VOTES  
 05 = UNDER VOTES

4  
 2,930

	01	02	03	04	05
0543 543	1	1	0	0	0
0547 547	4	10	0	0	0
0548 548	0	6	0	0	0
0601 601	0	0	0	0	0
1321	40	817	0	0	40
1500	8	164	0	0	3
1504	36	323	2	0	11
1505	13	148	0	0	9
2002	66	779	5	0	36
2004	58	362	2	0	15
2026	49	533	4	0	18
2029	74	866	2	0	52
2077	85	955	4	0	42
2086	68	933	4	0	46
2099	42	779	3	0	44
2100	80	1071	3	0	41
2114	59	1029	8	0	47
2143	58	564	4	0	24
3000	63	687	7	0	32
3002	60	873	2	0	29
3004	45	745	7	0	41
3008	38	941	3	0	40
3058	52	851	1	0	42
3097	38	1060	0	1	48
3113	39	1236	3	0	44
3128	42	1406	1	0	60
3144	54	1143	2	0	48
3151	42	875	2	0	34
3177	75	1105	6	0	54
3185	52	477	1	0	35
3193	60	1122	2	0	46
3240	68	1015	4	0	46
3248	42	754	2	0	20
3253	44	1178	3	0	46
3259	34	1311	1	0	53
3274	29	786	0	0	31
3290	59	1269	1	0	47
3297	40	486	3	0	27
3307	53	419	1	0	24
3311	59	470	3	0	25
3315	40	320	3	0	13
3322	44	417	2	0	18
3327	32	371	3	0	27
3329	81	589	2	0	38
3330	75	682	3	0	34
4022	34	696	5	0	25
4027	30	827	1	0	36
4041	54	1276	7	0	54
4049	33	1051	2	0	40
4065	53	1062	6	0	37
4106	22	787	4	0	37
4111	62	1097	5	1	41
4125	36	505	2	0	24
4131	42	763	3	0	24
4155	58	873	8	0	46



Representative in Congress, 3rd Dist.	VOTES	PERCENT
Vote For 1		
01 = John Sweeney	5,218	7.53
02 = Earl Blumenauer	63,783	92.05
03 = WRITE-IN	287	.41

04 = OVER VOTES  
 05 = UNDER VOTES

VOTES PERCENT  
 4  
 2,930

(CONTINUED FROM PREVIOUS PAGE)

	01	02	03	04	05
4167	54	1038	6	0	41
4178	45	544	6	0	27
4185	45	489	0	0	22
4202	66	595	0	0	29
4216	26	153	0	0	8
4242	59	896	1	0	37
4250	61	746	3	0	43
4254	44	780	2	0	33
4282	53	1066	1	0	34
4295	48	1224	1	0	56
4299	83	579	5	0	24
4309	60	363	6	0	24
4320	32	386	1	0	18
4333	75	603	2	0	34
4338	82	431	5	0	28
4339	68	505	3	0	17
4340	37	268	2	0	19
4344	44	379	0	0	12
4345	73	487	5	0	29
4350	91	539	8	0	22
4352	58	250	1	0	16
4359	31	250	2	0	15
4360	48	316	4	0	13
4361	73	480	6	0	22
4362	51	320	3	0	29
4363	63	905	7	0	35
5029	13	109	1	0	8
5100	82	534	5	0	35
5200	64	481	2	0	30
5201	55	395	3	0	23
5301	22	142	1	0	9
5401	5	58	0	0	1
5425	64	404	1	0	26
5602	6	32	0	0	2
5604	64	247	1	0	20
5605	3	22	0	0	1
5819	69	434	3	0	21
5820	82	546	3	0	31
5828	59	500	7	0	31
5842	88	695	4	0	35
5846	85	558	2	0	19
5850	49	232	3	0	15
5851	84	555	2	0	24
5853	80	505	1	1	40
5855	70	617	2	0	22
5861	52	324	0	0	12
5868	40	355	4	0	19
5870	53	376	8	0	12
5871	34	205	2	1	13

NUMBERED KEY CANVASS  
RUN DATE:06/03/10 03:12 PM

Democrat

FINAL OFFICIAL RESULTS  
REPORT-EL52 PAGE 0010

Representative in Congress, 5th Dist.

Vote For 1

01 = Kurt Schrader  
02 = WRITE-IN

VOTES PERCENT

3,764 98.97  
39 1.03

03 = OVER VOTES  
04 = UNDER VOTES

VOTES PERCENT

0  
1,138

	01	02	03	04
0156 156	14	0	0	2
1183	652	5	0	189
1211	503	5	0	169
1213	682	12	0	207
1222	940	7	0	269
1238	407	3	0	145
1400	361	6	0	83
1546	205	1	0	74

Governor								
Vote For 1								
01 = Roger Obrist	2,274	2.54	04 = WRITE-IN	797	.89			
02 = John Kitzhaber	57,880	64.72	05 = OVER VOTES	8				
03 = Bill Bradbury	28,475	31.84	06 = UNDER VOTES	2,174				

	01	02	03	04	05	06
0156 156	0	10	6	0	0	0
0158 158	0	12	4	0	0	0
0543 543	0	2	0	0	0	0
0547 547	0	8	5	1	0	0
0548 548	0	3	3	0	0	0
0601 601	0	0	0	0	0	0
1013	5	814	331	7	0	30
1017	7	469	200	0	0	20
1025	8	496	233	2	0	19
1045	3	58	28	0	0	1
1053	10	581	217	6	0	16
1103	16	513	243	4	1	16
1156	11	711	239	3	0	23
1170	14	907	370	2	0	26
1183	8	585	240	7	0	6
1205	8	795	364	2	0	21
1211	7	444	208	6	0	12
1213	13	600	268	4	0	16
1222	16	786	376	10	0	28
1224	12	818	314	5	0	18
1226	4	519	205	5	0	17
1230	20	887	442	2	0	25
1238	13	338	191	2	0	11
1240	15	329	164	0	0	8
1245	20	829	378	3	0	14
1315	17	712	378	5	1	18
1321	15	638	223	1	0	20
1400	5	307	126	2	0	10
1500	4	122	46	0	0	3
1504	14	236	113	4	0	5
1505	9	105	49	3	0	4
1507	3	58	26	0	0	2
1515	5	210	83	1	0	7
1546	6	183	78	3	0	10
2002	31	494	324	9	0	28
2004	14	293	116	3	0	11
2026	15	360	210	10	0	9
2029	19	605	334	11	0	25
2077	32	661	352	10	0	31
2086	21	679	305	8	0	38
2099	11	561	266	7	0	23
2100	38	737	378	10	0	32
2114	20	737	356	8	0	22
2143	22	408	203	8	0	9
3000	25	462	270	9	0	23
3002	16	605	318	5	0	20
3004	12	524	262	11	0	29
3008	17	628	343	7	1	26
3058	20	606	298	4	0	18
3097	13	719	374	3	1	37
3113	16	872	411	1	0	22
3128	16	987	459	5	0	42
3144	17	786	402	3	0	39
3151	9	587	328	5	0	24
3177	19	759	421	11	0	30

		VOTES	PERCENT			VOTES	PERCENT
Governor							
Vote For 1							
01 = Roger Obrist		2,274	2.54	04 = WRITE-IN		797	.89
02 = John Kitzhaber		57,880	64.72	05 = OVER VOTES		8	
03 = Bill Bradbury		28,475	31.84	06 = UNDER VOTES		2,174	

(CONTINUED FROM PREVIOUS PAGE)

	01	02	03	04	05	06
3185	20	349	169	5	0	22
3193	17	768	415	3	0	27
3240	21	752	330	5	0	25
3248	17	519	265	6	0	11
3253	12	808	416	4	0	31
3259	5	913	444	1	0	36
3274	8	542	277	2	0	17
3290	15	889	442	3	0	27
3297	17	322	194	7	0	16
3307	24	313	145	6	0	9
3311	35	334	161	11	0	16
3315	12	259	87	5	0	13
3322	16	337	110	4	0	14
3327	16	263	129	8	0	17
3329	35	441	191	18	0	25
3330	34	477	246	16	0	21
4022	8	476	259	4	0	13
4027	6	559	308	2	0	19
4041	19	844	484	11	0	33
4049	15	704	378	3	0	26
4065	13	755	360	7	0	23
4106	6	509	303	10	0	22
4111	23	764	389	4	1	25
4125	22	337	191	6	0	11
4131	12	527	270	8	0	15
4155	22	624	303	13	0	23
4167	20	709	382	4	0	24
4178	18	394	189	10	0	11
4185	16	327	198	3	0	12
4202	25	402	236	14	0	13
4216	9	116	58	3	0	1
4242	16	586	358	8	0	25
4250	18	508	307	7	0	13
4254	18	530	284	6	0	21
4282	14	733	372	4	0	31
4295	13	861	420	6	0	29
4299	35	383	242	17	1	13
4309	24	289	111	13	0	16
4320	9	281	122	7	0	18
4333	32	444	210	9	1	18
4338	28	318	164	15	0	21
4339	25	369	177	9	0	13
4340	23	200	92	4	0	7
4344	22	259	142	5	0	7
4345	34	350	176	11	0	23
4350	48	379	197	19	0	17
4352	27	196	91	3	0	8
4359	14	189	80	6	0	9
4360	14	225	118	13	0	11
4361	36	342	178	11	0	14
4362	18	243	129	3	0	10
4363	21	571	396	4	0	18
5029	7	83	33	1	0	7
5100	36	419	178	10	0	13
5200	30	389	134	7	0	17

	VOTES	PERCENT		VOTES	PERCENT
Governor					
Vote For 1					
01 = Roger Obrist	2,274	2.54	04 = WRITE-IN	797	.89
02 = John Kitzhaber	57,880	64.72	05 = OVER VOTES	8	
03 = Bill Bradbury	28,475	31.84	06 = UNDER VOTES	2,174	

(CONTINUED FROM PREVIOUS PAGE)

	01	02	03	04	05	06
5201	24	298	134	13	0	7
5301	10	113	43	5	0	3
5401	4	41	18	0	0	1
5425	43	280	153	3	0	16
5602	5	25	8	1	0	1
5604	35	174	96	9	1	17
5605	3	15	6	0	0	2
5819	28	315	152	12	0	20
5820	40	404	187	9	0	22
5828	22	375	176	12	0	12
5842	41	477	267	13	0	24
5846	28	421	189	12	0	14
5850	17	178	92	5	0	7
5851	37	405	197	8	0	18
5853	36	370	182	15	0	24
5855	33	433	217	6	0	22
5861	22	238	110	4	0	14
5868	22	263	119	7	0	7
5870	22	267	133	14	0	13
5871	11	153	75	7	0	9

State Treasurer

Vote For 1

- 01 = Rick Metsger
- 02 = Ted Wheeler
- 03 = WRITE-IN

VOTES PERCENT  
 19,485 23.25  
 64,045 76.43  
 262 .31

04 = OVER VOTES  
 05 = UNDER VOTES

VOTES PERCENT  
 12  
 7,804

	01	02	03	04	05
0156 156	0	14	0	0	2
0158 158	4	12	0	0	0
0543 543	1	0	0	0	1
0547 547	4	6	0	0	4
0548 548	2	2	0	0	2
0601 601	0	0	0	0	0
1013	128	952	1	0	106
1017	96	533	1	0	66
1025	113	566	1	0	78
1045	10	73	0	0	7
1053	120	629	3	0	78
1103	137	580	2	1	73
1156	96	824	1	1	65
1170	109	1105	0	0	105
1183	100	682	0	0	64
1205	172	900	1	0	117
1211	132	490	0	0	55
1213	154	676	1	0	70
1222	214	904	1	0	97
1224	163	908	1	0	95
1226	93	588	1	0	68
1230	236	1000	1	0	139
1238	111	400	1	0	43
1240	51	416	0	0	49
1245	189	930	2	0	123
1315	159	888	3	0	81
1321	126	684	3	0	84
1400	87	322	1	0	40
1500	42	118	1	0	14
1504	87	254	1	0	30
1505	38	121	0	0	11
1507	12	69	1	0	7
1515	36	255	0	0	15
1546	36	221	0	0	23
2002	252	549	6	0	79
2004	114	282	3	0	38
2026	157	396	1	0	50
2029	230	677	3	0	84
2077	289	696	3	0	98
2086	210	726	4	0	111
2099	187	587	3	0	91
2100	285	789	2	0	119
2114	200	837	4	0	102
2143	168	421	3	0	58
3000	219	509	5	0	56
3002	214	659	6	0	85
3004	171	572	2	0	93
3008	219	714	3	0	86
3058	181	663	1	0	101
3097	159	862	3	2	121
3113	189	1034	0	0	99
3128	212	1166	2	0	129
3144	156	990	1	0	100
3151	153	702	3	1	94
3177	251	896	3	0	90

	VOTES	PERCENT	VOTES	PERCENT
State Treasurer				
Vote For 1				
01 = Rick Metsger	19,485	23.25		
02 = Ted Wheeler	64,045	76.43	04 = OVER VOTES	12
03 = WRITE-IN	262	.31	05 = UNDER VOTES	7,804

(CONTINUED FROM PREVIOUS PAGE)

	01	02	03	04	05
3185	170	336	0	0	59
3193	226	908	2	0	94
3240	239	779	5	0	110
3248	154	592	2	0	70
3253	197	973	0	0	101
3259	158	1123	0	0	118
3274	143	629	0	0	74
3290	166	1108	3	0	99
3297	121	377	2	0	56
3307	150	307	0	0	40
3311	165	342	4	0	46
3315	111	232	2	0	31
3322	139	302	3	1	36
3327	137	257	3	0	36
3329	220	436	3	0	51
3330	223	515	6	0	50
4022	134	552	4	0	70
4027	152	665	2	0	75
4041	195	1079	2	0	115
4049	181	845	0	0	100
4065	180	870	1	0	107
4106	137	636	3	0	74
4111	168	929	1	2	106
4125	167	345	0	0	55
4131	148	618	0	0	66
4155	217	677	2	0	89
4167	183	846	5	0	105
4178	143	411	5	0	63
4185	128	368	0	0	60
4202	177	441	3	0	69
4216	69	109	0	0	9
4242	202	720	1	0	70
4250	195	584	1	1	72
4254	180	608	2	0	69
4282	122	928	2	0	102
4295	189	1028	1	0	111
4299	215	414	6	0	56
4309	148	261	2	1	41
4320	128	266	2	1	40
4333	211	432	6	0	65
4338	196	299	6	0	45
4339	161	382	2	0	48
4340	115	181	0	0	30
4344	146	260	1	0	28
4345	207	329	3	0	55
4350	239	370	7	0	44
4352	113	178	2	0	32
4359	97	173	0	0	28
4360	141	206	4	0	30
4361	179	352	7	0	43
4362	123	244	3	0	33
4363	192	737	0	0	81
5029	29	87	1	0	14
5100	212	383	3	0	58
5200	198	325	2	0	52

	VOTES	PERCENT		VOTES	PERCENT
State Treasurer					
Vote For 1					
01 = Rick Metsger	19,485	23.25			
02 = Ted Wheeler	64,045	76.43	04 = OVER VOTES	12	
03 = WRITE-IN	262	.31	05 = UNDER VOTES	7,804	

(CONTINUED FROM PREVIOUS PAGE)

	01	02	03	04	05
5201	163	278	3	0	32
5301	58	102	0	0	14
5401	12	50	0	0	2
5425	172	288	0	0	35
5602	17	18	1	0	4
5604	140	159	5	0	28
5605	12	13	0	0	1
5819	190	302	2	0	33
5820	270	347	2	0	43
5828	233	316	5	0	43
5842	297	469	4	0	52
5846	244	368	1	0	51
5850	115	155	3	1	25
5851	233	384	2	0	46
5853	231	336	2	0	58
5855	229	429	3	0	50
5861	144	215	2	0	27
5868	142	250	3	0	23
5870	166	245	7	0	31
5871	107	118	1	0	29



NUMBERED KEY CANVASS  
RUN DATE:06/03/10 03:12 PM

Democrat

FINAL OFFICIAL RESULTS  
REPORT-EL52 PAGE 0017

VOTES PERCENT

VOTES PERCENT

State Senator, 16th District

Vote For 1

01 = Betsy Johnson

02 = WRITE-IN

118 92.19

10 7.81

03 = OVER VOTES

04 = UNDER VOTES

0

42

-----  
01 02 03 04

-----  
118 10 0 42

1505

---

State Senator, 17th District

Vote For 1

01 = Suzanne Bonamici

02 = WRITE-IN

VOTES PERCENT

VOTES PERCENT

3,230 98.84  
38 1.16

03 = OVER VOTES  
04 = UNDER VOTES

0  
1,826

	01	02	03	04
1013	735	8	0	444
1017	457	2	0	237
1025	486	8	0	264
1045	59	0	0	31
1053	564	9	0	257
1321	539	7	0	351
1500	110	1	0	64
1504	226	3	0	143
1507	54	0	0	35

NUMBERED KEY CANVASS  
RUN DATE:06/03/10 03:12 PM

Democrat

FINAL OFFICIAL RESULTS  
REPORT-EL52 PAGE 0019

State Senator, 19th District

Vote For 1

01 = Richard Devlin

02 = WRITE-IN

VOTES PERCENT

2,484 98.96  
26 1.04

03 = OVER VOTES  
04 = UNDER VOTES

VOTES PERCENT

0  
1,030

	01	02	03	04
0156 156	13	0	0	3
1211	444	5	0	228
1213	631	11	0	259
1222	854	4	0	358
1400	340	4	0	106
1546	202	2	0	76

State Senator, 22nd District  
 Vote For 1  
 01 = Chip Shields  
 02 = WRITE-IN

VOTES PERCENT

VOTES PERCENT

11,789 98.58 03 = OVER VOTES  
 170 1.42 04 = UNDER VOTES

1  
 5,086

	01	02	03	04
2002	581	11	0	294
2004	302	10	0	125
2026	384	7	0	213
2029	664	11	0	319
2077	654	10	0	422
2086	788	15	0	248
2099	633	8	0	227
2100	723	18	0	454
2114	674	12	0	457
2143	428	5	0	217
3004	641	8	0	189
3008	746	8	1	267
3058	680	8	0	258
3097	873	5	0	269
3151	726	15	0	212
3253	925	9	0	337
3259	1011	3	0	385
3297	356	7	0	193

State Senator, 24th District

Vote For 1

- 01 = Rod Monroe
- 02 = Dave Mowry
- 03 = Ron McCarty

VOTES PERCENT

VOTES PERCENT

3,794 48.54 04 = WRITE-IN  
 1,814 23.21 05 = OVER VOTES  
 2,145 27.44 06 = UNDER VOTES

63 .81  
 1  
 1,527

	01	02	03	04	05	06
3311	198	108	148	5	0	98
3322	184	101	123	2	0	71
3327	187	70	103	3	0	70
3329	280	140	169	3	0	118
3330	278	182	186	4	0	144
4309	173	96	79	8	0	97
4320	184	76	86	2	0	89
4333	313	135	165	2	0	99
4338	214	93	134	7	0	98
4339	279	115	122	3	0	74
4340	162	48	66	0	0	50
4344	186	72	117	1	0	59
4345	229	102	149	3	1	110
4350	242	157	165	5	0	91
4352	129	53	85	2	0	56
4359	132	63	52	0	0	51
4360	158	75	98	6	0	44
4361	256	125	91	7	0	102
5605	10	3	7	0	0	6

NUMBERED KEY CANVASS  
RUN DATE:06/03/10 03:12 PM

Democrat

FINAL OFFICIAL RESULTS  
REPORT-EL52 PAGE 0022

State Senator, 26th District

Vote For 1

01 = Brent Barton

02 = WRITE-IN

VOTES PERCENT

VOTES PERCENT

608 97.75  
14 2.25

03 = OVER VOTES  
04 = UNDER VOTES

0  
432

-----				
	01	02	03	04
-----				
4216	139	3	0	45
5425	268	2	0	225
5602	26	1	0	13
5604	175	8	0	149

4216  
5425  
5602  
5604

	VOTES PERCENT					VOTES PERCENT	
State Representative, 27th District							
Vote For 1							
01 = Tobias Read			539	99.45	03 = OVER VOTES		0
02 = WRITE-IN			3	.55	04 = UNDER VOTES		280
			-----				
	01	02	03	04			
	-----						
1240	341	3	0	172			
1515	198	0	0	108			

---

NUMBERED KEY CANVASS  
RUN DATE:06/03/10 03:12 PM

Democrat

FINAL OFFICIAL RESULTS  
REPORT-EL52 PAGE 0024

		VOTES	PERCENT			VOTES	PERCENT
State Representative, 31st District							
Vote For 1							
01 = Brad Witt		110	96.49	03 = OVER VOTES		0	
02 = WRITE-IN		4	3.51	04 = UNDER VOTES		56	
		-----					
	01	02	03	04			
	-----						
1505	110	4	0	56			

---



NUMBERED KEY CANVASS  
RUN DATE:06/03/10 03:12 PM

Democrat

FINAL OFFICIAL RESULTS  
REPORT-EL52 PAGE 0025

	VOTES PERCENT		VOTES PERCENT	
State Representative, 33rd District				
Vote For 1				
01 = Mitch Greenlick	3,679	98.69	03 = OVER VOTES	0
02 = WRITE-IN	49	1.31	04 = UNDER VOTES	1,366
	-----			
	01	02	03	04
	-----			
1013	875	12	0	300
1017	505	2	0	189
1025	522	10	0	226
1045	68	0	0	22
1053	573	12	0	245
1321	645	10	0	242
1500	143	1	0	31
1504	273	2	0	97
1507	75	0	0	14

---

		VOTES PERCENT		VOTES PERCENT	
State Representative, 35th District					
Vote For 1					
01 = Margaret Doherty		362	99.45	03 = OVER VOTES	0
02 = WRITE-IN		2	.55	04 = UNDER VOTES	191
		-----			
		01	02	03	04
		-----			
1238		362	2	0	191

---

State Representative, 36th District  
Vote For 1

01 = Mary Nolan  
02 = WRITE-IN

VOTES PERCENT

7,544 98.83  
89 1.17

03 = OVER VOTES  
04 = UNDER VOTES

VOTES PERCENT

0  
3,186

	01	02	03	04
0158 158	10	0	0	6
1103	555	6	0	232
1156	653	7	0	327
1170	929	14	0	376
1183	614	6	0	226
1205	814	9	0	367
1224	824	14	0	329
1226	530	7	0	213
1230	942	9	0	425
1245	874	7	0	363
1315	799	10	0	322

		VOTES PERCENT		VOTES PERCENT	
State Representative, 38th District					
Vote For 1					
01 = Chris Garrett		2,434	99.27	03 = OVER VOTES	0
02 = WRITE-IN		18	.73	04 = UNDER VOTES	1,088
		-----			
		01	02	03	04
		-----			
0156 156		13	0	0	3
1211		454	7	0	216
1213		636	5	0	260
1222		833	3	0	380
1400		306	3	0	141
1546		192	0	0	88

---

State Representative, 41st District

VOTES PERCENT

VOTES PERCENT

Vote For 1

01 = Carolyn Tomei

02 = WRITE-IN

3,927 98.84  
46 1.16

03 = OVER VOTES  
04 = UNDER VOTES

0  
1,743

-----  
01 02 03 04  
-----

0548 548	4	0	0	2
0601 601	0	0	0	0
4202	463	6	0	221
4242	696	6	0	291
4250	566	7	0	280
4282	780	3	0	371
4295	956	10	0	363
4299	462	14	0	215

---

State Representative, 42nd District

Vote For 1

01 = Jules Kopel Bailey

02 = WRITE-IN

VOTES PERCENT

7,011 98.76  
88 1.24

03 = OVER VOTES  
04 = UNDER VOTES

VOTES PERCENT

0  
2,934

	01	02	03	04
3274	581	6	0	259
4022	511	12	0	237
4027	627	7	0	260
4041	1012	7	0	372
4049	799	13	0	314
4065	808	13	0	337
4106	604	13	0	233
4167	802	5	0	332
4254	586	3	0	270
4363	681	9	0	320

State Representative, 43rd District

Vote For 1

- 01 = Lew Frederick
- 02 = WRITE-IN

VOTES PERCENT

VOTES PERCENT

6,653 99.08  
62 .92

03 = OVER VOTES  
04 = UNDER VOTES

0  
2,780

	01	02	03	04
2086	730	6	0	315
2099	601	6	0	261
3004	618	4	0	216
3008	708	10	0	304
3058	639	3	0	304
3097	834	8	0	305
3151	691	8	0	254
3253	887	8	0	376
3259	945	9	0	445

		VOTES PERCENT					VOTES PERCENT	
State Representative, 44th District								
Vote For 1								
01 = Tina Kotek		5,419		85.35				
02 = Richard Elmyer		892		14.05		04 = OVER VOTES	0	
03 = WRITE-IN		38		.60		05 = UNDER VOTES	1,202	
		-----						
		01	02	03	04	05		
		-----						
2002		619	123	3	0	141		
2004		295	77	3	0	62		
2026		438	77	2	0	87		
2029		737	114	7	0	136		
2077		751	145	3	0	187		
2100		898	115	7	0	175		
2114		867	102	5	0	169		
2143		434	78	5	0	133		
3297		380	61	3	0	112		



State Representative, 45th District

Vote For 1

01 = Michael Dembrow  
 02 = WRITE-IN

VOTES PERCENT

6,404 98.83  
 76 1.17

03 = OVER VOTES  
 04 = UNDER VOTES

VOTES PERCENT

0  
 3,390

	01	02	03	04
3000	522	7	0	260
3002	647	10	0	307
3113	885	9	0	428
3128	979	10	0	520
3144	813	7	0	427
3177	779	12	0	449
3185	330	6	0	229
3193	825	6	0	399
3307	302	2	0	193
3315	243	5	0	128
5029	79	2	0	50

NUMBERED KEY CANVASS  
RUN DATE:06/03/10 03:12 PM

Democrat

FINAL OFFICIAL RESULTS  
REPORT-EL52 PAGE 0034

		VOTES PERCENT		VOTES PERCENT	
State Representative, 46th District					
Vote For 1					
01 = Ben Cannon		6,131	98.86	03 = OVER VOTES	1
02 = WRITE-IN		71	1.14	04 = UNDER VOTES	2,295
		01	02	03	04
		-----	-----	-----	-----
3240		774	17	0	342
3248		607	6	0	205
3290		1029	6	0	341
4111		938	3	1	264
4125		402	3	0	162
4131		615	5	0	212
4155		699	8	0	278
4178		420	14	0	188
4185		371	4	0	181
4362		276	5	0	122

---

State Representative, 47th District

Vote For 1

01 = Jefferson Smith  
02 = WRITE-IN

VOTES PERCENT

3,507 98.48  
54 1.52

03 = OVER VOTES  
04 = UNDER VOTES

VOTES PERCENT

0  
2,140

	01	02	03	04
3311	348	10	0	199
3322	302	3	0	176
3327	268	2	0	163
3329	426	6	0	278
3330	475	8	0	311
4320	263	4	0	170
4333	457	6	0	251
4338	335	10	0	201
4344	275	1	0	159
4345	358	4	0	232

---

NUMBERED KEY CANVASS  
RUN DATE:06/03/10 03:12 PM

Democrat

FINAL OFFICIAL RESULTS  
REPORT-EL52 PAGE 0036

State Representative, 48th District

Vote For 1

01 = Mike Schaufler

02 = WRITE-IN

VOTES PERCENT

2,255 97.79  
51 2.21

03 = OVER VOTES  
04 = UNDER VOTES

VOTES PERCENT

0  
1,337

	01	02	03	04
4309	281	8	0	164
4339	369	9	0	215
4340	193	5	0	128
4350	437	3	0	220
4352	199	9	0	117
4359	170	0	0	128
4360	243	7	0	131
4361	350	10	0	221
5605	13	0	0	13

NUMBERED KEY CANVASS  
RUN DATE:06/03/10 03:12 PM

Democrat

FINAL OFFICIAL RESULTS  
REPORT-EL52 PAGE 0037

VOTES PERCENT

VOTES PERCENT

State Representative, 49th District

Vote For 1

01 = Nick Kahl

02 = WRITE-IN

2,801 97.56  
70 2.44

03 = OVER VOTES  
04 = UNDER VOTES

0  
1,175

	01	02	03	04
0543 543	1	0	0	1
0547 547	7	0	0	7
5100	440	9	0	207
5200	409	9	0	159
5201	353	8	0	115
5301	122	3	0	49
5401	47	0	0	17
5820	468	6	0	188
5850	209	6	0	84
5868	261	12	0	145
5870	305	14	0	130
5871	179	3	0	73

VOTES PERCENT

VOTES PERCENT

State Representative, 50th District

Vote For 1

01 = Greg Matthews

02 = WRITE-IN

3,568 98.54  
53 1.46

03 = OVER VOTES  
04 = UNDER VOTES

0  
1,380

	01	02	03	04
5819	365	2	0	160
5828	433	10	0	154
5842	585	10	0	227
5846	462	10	0	192
5851	501	5	0	159
5853	434	11	0	182
5855	513	4	0	194
5861	275	1	0	112

	VOTES PERCENT		VOTES PERCENT	
State Representative, 51st District				
Vote For 1				
01 = Cheryl Myers	160	97.56	03 = OVER VOTES	0
02 = WRITE-IN	4	2.44	04 = UNDER VOTES	63
	-----			
	01	02	03	04
	-----			
4216	135	3	0	49
5602	25	1	0	14

---

		VOTES	PERCENT			VOTES	PERCENT
State Representative, 52nd District							
Vote For 1							
01 = Suzanne VanOrman		502	97.10	03 = OVER VOTES		0	
02 = WRITE-IN		15	2.90	04 = UNDER VOTES		310	
		-----					
		01	02	03	04		
		-----					
5425		313	4	0	178		
5604		189	11	0	132		

---



		VOTES	PERCENT			VOTES	PERCENT
United States Senator							
Vote For 1							
01 = Tom Stutzman		2,739	11.29	06 = Walter H Woodland		386	1.59
02 = Robin S Parker		1,202	4.95	07 = Keith Waldron		2,128	8.77
03 = Loren Later		2,826	11.65	08 = WRITE-IN		304	1.25
04 = G Shane Dinkel		2,459	10.14	09 = OVER VOTES		11	
05 = Jim Huffman		12,215	50.35	10 = UNDER VOTES		5,254	

	01	02	03	04	05	06	07	08	09	10
0156 156	0	0	0	0	6	0	5	0	0	3
0158 158	0	0	0	0	20	0	1	0	0	12
0543 543	0	0	0	0	0	0	0	0	0	1
0547 547	2	0	3	3	1	0	3	0	0	7
0548 548	0	0	0	0	0	0	0	0	0	0
0601 601	0	0	0	0	0	0	0	0	0	0
1013	18	10	17	6	149	1	6	0	0	48
1017	8	2	8	5	35	0	3	1	0	12
1025	8	5	10	12	48	2	1	1	0	22
1045	2	0	1	1	20	2	2	0	0	9
1053	16	4	14	6	64	4	4	4	0	36
1103	10	6	18	15	76	5	5	4	1	37
1156	13	8	27	1	240	1	18	5	0	80
1170	13	12	31	9	278	1	12	2	1	101
1183	10	9	11	7	151	3	8	3	0	41
1205	17	19	25	14	124	3	12	5	0	50
1211	10	6	12	5	86	1	5	0	0	43
1213	13	9	31	18	162	0	12	3	0	64
1222	39	16	32	21	209	0	11	2	0	71
1224	19	15	24	8	176	0	10	1	0	59
1226	8	6	21	8	150	1	6	1	0	39
1230	20	16	40	18	185	7	15	6	0	81
1238	25	7	28	29	108	2	22	2	0	54
1240	15	3	15	5	137	1	11	4	0	43
1245	31	16	31	26	186	2	23	2	0	69
1315	11	10	14	8	120	2	7	4	0	43
1321	26	9	41	15	264	4	16	2	0	89
1400	9	11	21	11	137	0	14	3	0	72
1500	4	5	9	5	27	0	2	0	0	11
1504	12	7	21	18	105	1	3	1	0	34
1505	13	7	15	9	50	4	11	2	0	26
1507	5	1	4	1	23	0	3	0	0	20
1515	9	5	9	7	145	3	8	1	0	50
1546	8	4	9	6	172	0	10	2	0	60
2002	42	12	20	16	69	2	15	1	1	22
2004	5	3	1	9	32	0	7	0	0	7
2026	6	2	8	11	44	3	9	3	0	15
2029	16	4	17	9	50	2	5	0	0	16
2077	24	6	19	29	72	1	18	3	0	39
2086	21	1	3	5	44	4	7	3	0	27
2099	6	3	3	3	22	0	1	2	0	18
2100	24	13	17	18	124	1	10	5	0	49
2114	16	6	20	10	50	0	13	4	0	21
2143	24	12	25	19	108	4	25	2	0	45
3000	32	9	21	20	71	1	17	2	0	30
3002	16	11	25	16	78	2	12	3	0	22
3004	9	5	4	4	21	1	1	0	0	16
3008	16	6	17	14	52	0	21	2	0	18
3058	15	3	23	7	36	1	19	1	0	16
3097	10	6	0	2	18	2	4	1	0	8
3113	21	9	26	13	119	3	8	7	0	32
3128	22	9	22	22	119	1	15	3	1	50
3144	11	8	10	5	99	1	13	3	1	51

United States Senator		VOTES PERCENT		VOTES PERCENT	
Vote For 1					
01 = Tom Stutzman	2,739	11.29	06 = Walter H Woodland	386	1.59
02 = Robin S Parker	1,202	4.95	07 = Keith Waldron	2,128	8.77
03 = Loren Later	2,826	11.65	08 = WRITE-IN	304	1.25
04 = G Shane Dinkel	2,459	10.14	09 = OVER VOTES	11	
05 = Jim Huffman	12,215	50.35	10 = UNDER VOTES	5,254	

(CONTINUED FROM PREVIOUS PAGE)

	01	02	03	04	05	06	07	08	09	10
3151	2	3	1	6	22	0	3	3	0	15
3177	26	11	21	13	92	2	19	1	0	34
3185	31	9	27	38	97	1	29	2	0	57
3193	21	6	17	19	81	2	21	0	0	51
3240	21	10	16	22	96	5	19	4	0	37
3248	11	13	16	8	65	2	10	1	0	28
3253	16	5	16	8	78	5	12	4	0	42
3259	12	5	5	4	78	2	9	2	0	35
3274	8	5	9	5	27	1	8	2	0	8
3290	24	5	13	13	122	0	17	5	0	50
3297	14	7	11	12	42	2	8	2	0	23
3307	24	11	41	25	170	3	38	2	0	58
3311	39	15	19	33	100	5	32	8	0	55
3315	28	9	17	14	61	2	14	1	0	29
3322	29	6	27	27	142	3	29	3	0	66
3327	30	11	21	8	71	2	17	5	0	35
3329	47	13	53	59	220	14	39	3	0	77
3330	46	20	64	32	217	13	43	3	0	86
4022	14	1	5	5	31	1	6	3	1	8
4027	4	2	2	6	39	0	1	1	0	10
4041	10	10	8	14	60	0	7	3	0	34
4049	12	4	4	6	53	2	10	1	0	23
4065	13	2	13	4	49	3	10	3	0	18
4106	6	3	5	6	17	3	4	1	0	9
4111	18	6	23	12	110	3	13	2	0	53
4125	43	12	33	34	84	5	22	1	0	34
4131	10	12	22	18	46	3	8	0	0	30
4155	23	11	27	24	93	3	23	3	0	40
4167	15	15	9	16	61	3	9	2	0	14
4178	24	7	12	25	46	2	23	0	0	29
4185	11	8	6	20	43	6	6	2	0	18
4202	25	5	25	16	61	1	9	4	0	24
4216	13	5	7	11	43	2	9	2	0	18
4242	12	11	26	8	72	5	13	2	0	28
4250	15	7	25	18	70	3	14	4	1	25
4254	21	3	19	10	81	5	7	3	0	28
4282	14	5	28	7	188	4	27	0	0	90
4295	7	5	18	15	105	1	13	3	0	48
4299	42	16	19	28	66	9	26	3	0	30
4309	24	16	36	43	112	1	16	4	0	51
4320	22	11	38	21	138	3	18	0	0	57
4333	51	15	19	26	114	2	36	4	0	51
4338	28	10	30	37	96	6	30	3	0	37
4339	28	16	11	20	98	5	27	3	0	45
4340	18	6	12	11	42	4	14	2	0	17
4344	28	2	20	16	87	2	25	5	0	28
4345	40	17	36	37	124	10	28	3	0	59
4350	43	19	44	35	137	8	31	10	0	63
4352	17	9	13	18	52	4	4	2	0	21
4359	27	10	29	11	83	2	22	2	0	38
4360	18	15	7	18	72	4	18	1	0	24
4361	39	8	19	46	85	7	20	3	0	42
4362	17	9	15	15	47	7	10	2	0	17

United States Senator		VOTES PERCENT		VOTES PERCENT	
Vote For 1					
01 = Tom Stutzman	2,739	11.29	06 = Walter H Woodland	386	1.59
02 = Robin S Parker	1,202	4.95	07 = Keith Waldron	2,128	8.77
03 = Loren Later	2,826	11.65	08 = WRITE-IN	304	1.25
04 = G Shane Dinkel	2,459	10.14	09 = OVER VOTES	11	
05 = Jim Huffman	12,215	50.35	10 = UNDER VOTES	5,254	

(CONTINUED FROM PREVIOUS PAGE)

	01	02	03	04	05	06	07	08	09	10
4363	25	9	29	25	92	3	8	1	1	30
5029	1	3	3	4	23	0	3	0	0	19
5100	37	26	46	46	164	11	41	3	0	87
5200	42	25	64	71	190	9	41	8	0	87
5201	38	16	58	44	147	2	46	6	0	62
5301	13	6	11	23	32	2	14	3	0	14
5401	6	5	8	2	19	0	4	1	0	12
5425	30	8	47	60	140	5	52	2	0	75
5602	8	3	8	6	27	0	5	0	0	11
5604	31	20	59	24	128	3	24	1	0	85
5605	2	0	0	2	8	0	5	0	0	2
5819	44	21	34	43	108	3	31	0	0	42
5820	64	21	47	44	178	7	35	3	0	82
5828	48	12	45	57	150	11	43	5	0	63
5842	59	24	102	78	296	9	56	9	0	137
5846	74	40	73	55	222	6	51	2	2	140
5850	26	13	28	30	66	4	20	4	0	41
5851	65	19	60	67	173	13	68	5	1	104
5853	48	20	38	80	158	8	38	3	0	75
5855	56	35	68	60	202	4	42	0	0	98
5861	25	9	36	35	87	3	25	0	0	35
5868	45	20	43	28	121	5	30	1	0	59
5870	33	10	31	21	86	4	23	2	0	45
5871	8	4	6	22	30	2	8	1	0	13

		VOTES		PERCENT		VOTES		PERCENT	
Representative in Congress, 1st Dist.									
Vote For 1									
01 = Douglas Fitzgerald Keller		776	24.17						
02 = John Kuzmanich		971	30.24			05 = WRITE-IN		26	.81
03 = Stephan Andrew Brodhead		50	1.56			06 = OVER VOTES		0	
04 = Rob Cornilles		1,388	43.23			07 = UNDER VOTES		821	
-----									
		01	02	03	04	05	06	07	
-----									
0158	158	1	4	0	17	0	0	11	
1013		37	66	4	101	2	0	45	
1017		14	16	3	26	1	0	14	
1025		32	24	1	30	1	0	21	
1045		14	6	1	7	0	0	9	
1053		35	34	8	34	3	0	38	
1103		36	51	0	55	3	0	32	
1156		45	110	1	153	4	0	80	
1170		68	119	6	163	2	0	102	
1205		60	56	3	90	2	0	58	
1224		68	61	2	125	1	0	55	
1226		55	63	1	77	1	0	43	
1230		86	76	7	135	3	0	81	
1240		36	64	0	76	0	0	58	
1245		107	83	5	129	1	0	61	
1315		44	58	4	58	2	0	53	
1507		13	10	0	17	0	0	17	
1515		25	70	4	95	0	0	43	

VOTES PERCENT

VOTES PERCENT

Representative in Congress, 3rd Dist.

Vote For 1

01 = Delia Lopez

02 = WRITE-IN

13,553 97.34  
 371 2.66

03 = OVER VOTES  
 04 = UNDER VOTES

0  
 9,604

	01	02	03	04
0543 543	0	0	0	1
0547 547	6	0	0	13
0548 548	0	0	0	0
0601 601	0	0	0	0
1321	270	8	0	188
1500	34	0	0	29
1504	112	1	0	89
1505	64	3	0	70
2002	130	1	0	69
2004	38	1	0	25
2026	64	2	0	35
2029	72	0	0	47
2077	113	2	0	96
2086	56	4	0	55
2099	35	1	0	22
2100	130	5	0	126
2114	86	1	0	53
2143	136	3	0	125
3000	127	1	0	75
3002	118	1	0	66
3004	29	2	0	30
3008	93	3	0	50
3058	74	2	0	45
3097	31	2	0	18
3113	128	6	0	104
3128	131	9	0	124
3144	92	2	0	108
3151	26	1	0	28
3177	130	2	0	87
3185	164	4	0	123
3193	117	1	0	100
3240	119	8	0	103
3248	80	4	0	70
3253	105	4	0	77
3259	81	4	0	67
3274	41	2	0	30
3290	132	3	0	114
3297	63	4	0	54
3307	225	3	0	144
3311	181	3	0	122
3315	104	9	0	62
3322	181	5	0	146
3327	102	5	0	93
3329	312	6	0	207
3330	285	5	0	234
4022	42	3	0	30
4027	39	0	0	26
4041	71	4	0	71
4049	61	0	0	54
4065	66	2	0	47
4106	24	3	0	27
4111	114	3	0	123
4125	160	2	0	106
4131	84	3	0	62
4155	144	1	0	102
4167	98	3	0	43

VOTES PERCENT

VOTES PERCENT

Representative in Congress, 3rd Dist.

Vote For 1

01 = Delia Lopez

02 = WRITE-IN

13,553 97.34  
 371 2.66

03 = OVER VOTES  
 04 = UNDER VOTES

0  
 9,604

(CONTINUED FROM PREVIOUS PAGE)

	01	02	03	04
4178	99	5	0	64
4185	69	2	0	49
4202	96	3	0	71
4216	67	3	0	40
4242	113	2	0	62
4250	106	5	0	71
4254	97	6	0	74
4282	184	2	0	177
4295	126	4	0	85
4299	144	6	0	89
4309	181	4	0	118
4320	176	2	0	130
4333	170	3	0	145
4338	164	5	0	108
4339	138	2	0	113
4340	70	3	0	53
4344	127	2	0	84
4345	204	5	0	145
4350	241	13	0	136
4352	82	6	0	52
4359	129	3	0	92
4360	103	2	0	72
4361	160	3	0	106
4362	95	2	0	42
4363	131	6	0	86
5029	26	0	0	30
5100	279	8	0	174
5200	331	13	0	193
5201	259	7	0	153
5301	79	3	0	36
5401	24	3	0	30
5425	229	3	0	187
5602	37	0	0	31
5604	189	0	0	186
5605	13	0	0	6
5819	212	6	0	108
5820	293	1	0	187
5828	276	10	0	148
5842	445	20	0	305
5846	402	5	0	258
5850	134	4	0	94
5851	357	9	0	209
5853	278	9	0	181
5855	334	7	0	224
5861	147	3	0	105
5868	197	1	0	154
5870	162	2	0	91
5871	58	1	0	35

Representative in Congress, 5th Dist.

Vote For 1

- 01 = Scott Bruun
- 02 = Fred Thompson
- 03 = WRITE-IN

VOTES PERCENT

1,116 72.00  
428 27.61  
6 .39

VOTES PERCENT

04 = OVER VOTES  
05 = UNDER VOTES

0  
414

	01	02	03	04	05
0156 156	11	2	0	0	1
1183	151	44	1	0	47
1211	83	37	0	0	48
1213	170	68	1	0	73
1222	214	111	1	0	75
1238	147	75	2	0	53
1400	165	49	1	0	63
1546	175	42	0	0	54

		VOTES	PERCENT			VOTES	PERCENT
Governor							
Vote For 1							
01 = Bill Sizemore		1,498	5.19	07 = Bob Forthan		57	.20
02 = John Lim		4,755	16.48	08 = Allen Alley		8,167	28.30
03 = Darren Karr		77	.27	09 = Rex O Watkins		159	.55
04 = Clark Colvin		102	.35	10 = WRITE-IN		227	.79
05 = William Ames Curtright		630	2.18	11 = OVER VOTES		16	
06 = Chris Dudley		13,188	45.70	12 = UNDER VOTES		648	

	01	02	03	04	05	06	07	08	09	10	11	12
0156 156	1	0	0	0	0	7	0	6	0	0	0	0
0158 158	1	0	0	0	0	28	0	4	0	0	0	0
0543 543	0	0	0	0	0	0	1	0	0	0	0	0
0547 547	0	5	0	0	1	12	0	1	0	0	0	0
0548 548	0	0	0	0	0	0	0	0	0	0	0	0
0601 601	0	0	0	0	0	0	0	0	0	0	0	0
1013	10	8	0	0	2	133	0	97	2	0	0	3
1017	3	9	2	2	0	29	0	22	1	1	0	5
1025	7	14	0	1	0	58	0	24	1	1	0	3
1045	2	2	0	0	0	19	0	13	0	0	0	1
1053	9	14	1	0	2	76	1	38	2	5	0	4
1103	12	16	1	1	2	82	0	48	2	5	2	6
1156	6	9	0	0	2	245	0	114	3	2	1	11
1170	17	23	1	0	1	257	1	145	1	1	0	13
1183	2	13	0	1	2	141	0	75	2	3	0	4
1205	22	44	0	1	7	107	0	78	2	2	0	6
1211	7	12	1	0	1	74	0	69	1	1	0	2
1213	6	20	1	0	4	140	0	130	1	1	0	9
1222	8	40	0	2	8	185	0	148	4	1	0	5
1224	10	18	2	1	5	181	1	78	1	3	0	12
1226	5	10	0	0	4	137	1	72	1	0	0	10
1230	18	45	0	1	6	175	0	118	2	3	0	20
1238	16	33	0	0	5	120	0	87	5	2	0	9
1240	9	17	1	3	2	127	1	67	0	1	0	6
1245	14	46	1	0	3	164	0	148	1	1	1	7
1315	19	14	2	1	3	99	0	72	1	2	0	6
1321	13	25	0	0	3	256	1	159	1	1	0	7
1400	4	17	0	0	1	147	0	94	1	3	0	11
1500	3	4	0	0	1	37	0	15	0	2	0	1
1504	9	16	0	0	2	111	0	59	3	1	0	1
1505	14	16	0	0	4	53	0	42	0	2	0	6
1507	4	1	0	0	2	23	0	21	0	0	0	6
1515	7	10	0	0	0	144	0	66	2	2	0	6
1546	7	7	0	0	0	192	0	64	0	0	0	1
2002	16	32	3	0	4	87	1	52	0	3	0	2
2004	8	5	1	0	2	31	0	12	3	0	0	2
2026	2	15	0	0	3	45	0	27	1	2	0	6
2029	8	14	0	0	1	56	3	33	0	0	0	4
2077	18	21	0	1	9	91	2	58	2	4	0	5
2086	14	15	0	0	1	52	1	25	1	2	0	4
2099	8	12	1	0	1	27	0	9	0	0	0	0
2100	14	34	0	0	8	127	0	67	0	3	1	7
2114	8	26	1	0	1	48	0	48	1	2	0	5
2143	12	29	0	1	7	133	0	67	2	4	1	8
3000	10	37	0	0	5	86	0	51	4	1	0	9
3002	7	44	2	1	3	67	0	55	0	0	0	6
3004	2	9	0	0	0	30	0	16	1	0	0	3
3008	9	22	0	2	3	67	2	37	0	1	0	3
3058	10	24	0	0	3	49	0	31	1	1	0	2
3097	6	12	0	0	1	15	1	14	0	0	0	2
3113	8	22	2	2	4	100	1	91	3	4	0	1
3128	19	31	1	0	3	111	0	89	1	3	0	6



	VOTES	PERCENT		VOTES	PERCENT
Governor					
Vote For 1					
01 = Bill Sizemore	1,498	5.19	07 = Bob Forthan	57	.20
02 = John Lim	4,755	16.48	08 = Allen Alley	8,167	28.30
03 = Darren Karr	77	.27	09 = Rex O Watkins	159	.55
04 = Clark Colvin	102	.35	10 = WRITE-IN	227	.79
05 = William Ames Curtright	630	2.18	11 = OVER VOTES	16	
06 = Chris Dudley	13,188	45.70	12 = UNDER VOTES	648	

(CONTINUED FROM PREVIOUS PAGE)

	01	02	03	04	05	06	07	08	09	10	11	12
3144	1	20	0	0	1	95	1	76	1	3	0	4
3151	4	5	0	0	0	17	0	23	0	2	0	4
3177	11	41	0	1	4	97	1	59	1	1	0	3
3185	19	69	0	1	14	127	0	49	0	2	0	10
3193	12	31	2	4	3	101	0	54	1	3	0	7
3240	11	38	0	0	6	95	0	70	0	2	0	8
3248	10	26	0	0	2	61	0	52	0	0	0	3
3253	7	19	2	1	1	95	0	48	1	6	0	6
3259	9	17	1	0	3	65	0	50	0	2	0	5
3274	6	12	0	0	1	30	0	20	1	1	0	2
3290	15	18	0	1	3	114	1	86	1	1	0	9
3297	3	19	0	2	5	52	1	32	1	1	0	5
3307	17	50	0	1	15	195	0	85	1	3	0	5
3311	20	57	0	2	9	119	1	87	0	4	0	7
3315	11	36	0	1	6	64	2	44	3	4	0	4
3322	23	51	0	1	7	141	0	100	0	2	0	7
3327	9	29	0	0	5	84	1	62	0	3	0	7
3329	21	101	3	3	21	237	1	130	2	2	1	3
3330	15	78	3	1	14	258	0	132	1	4	1	17
4022	6	14	0	1	3	31	0	17	1	1	1	0
4027	5	9	0	0	0	29	0	22	0	0	0	0
4041	5	18	0	1	6	70	0	37	2	4	0	3
4049	7	14	0	0	3	49	0	36	1	2	0	3
4065	9	20	0	0	5	52	0	25	1	2	0	1
4106	6	12	2	1	1	19	2	11	0	0	0	0
4111	9	26	0	0	5	113	1	75	1	2	0	8
4125	9	64	0	0	7	108	2	71	1	0	1	5
4131	7	30	0	0	1	62	0	43	0	1	0	5
4155	10	34	0	0	5	112	0	74	0	4	1	7
4167	12	24	3	1	6	52	1	40	0	3	0	2
4178	13	44	0	2	6	66	0	25	5	1	0	6
4185	14	32	0	2	2	44	0	25	0	0	0	1
4202	20	33	2	1	3	62	0	41	3	2	0	3
4216	14	11	1	0	4	51	0	24	1	1	0	3
4242	8	25	0	0	5	85	0	47	1	0	0	6
4250	14	24	1	2	2	80	0	47	5	3	0	4
4254	9	19	0	1	7	83	0	52	0	2	0	4
4282	17	15	1	0	5	197	1	119	1	2	0	5
4295	7	22	0	1	1	101	2	73	2	3	0	3
4299	21	45	0	1	6	88	3	66	3	1	0	5
4309	13	58	1	2	8	136	1	77	2	0	0	5
4320	15	57	0	1	5	145	0	74	2	0	0	9
4333	9	79	2	0	11	128	0	80	1	2	0	6
4338	13	82	0	6	9	102	1	62	0	0	0	2
4339	17	49	2	2	13	93	0	71	3	1	1	1
4340	11	25	1	1	6	55	0	25	0	2	0	0
4344	6	39	0	0	2	89	1	68	1	3	0	4
4345	22	75	2	0	10	150	0	79	0	4	0	12
4350	17	71	1	1	7	185	0	92	2	6	1	7
4352	10	27	2	0	6	51	0	35	0	4	0	5
4359	8	42	1	0	3	96	0	67	0	1	0	6
4360	13	39	1	1	2	76	2	34	2	1	0	6

Governor		VOTES PERCENT		VOTES PERCENT	
Vote For 1					
01 = Bill Sizemore	1,498	5.19	07 = Bob Forthan	57	.20
02 = John Lim	4,755	16.48	08 = Allen Alley	8,167	28.30
03 = Darren Karr	77	.27	09 = Rex O Watkins	159	.55
04 = Clark Colvin	102	.35	10 = WRITE-IN	227	.79
05 = William Ames Curtright	630	2.18	11 = OVER VOTES	16	
06 = Chris Dudley	13,188	45.70	12 = UNDER VOTES	648	

(CONTINUED FROM PREVIOUS PAGE)

	01	02	03	04	05	06	07	08	09	10	11	12
4361	23	65	0	2	14	103	2	52	3	4	0	1
4362	12	30	0	2	3	58	1	28	1	2	0	2
4363	14	30	0	5	8	88	1	73	2	1	0	1
5029	3	6	1	0	0	23	0	19	0	0	0	4
5100	21	79	0	1	4	189	3	152	4	1	0	7
5200	27	125	1	2	19	229	0	113	3	4	0	14
5201	21	93	1	1	10	162	2	117	1	3	0	8
5301	10	30	1	0	0	58	0	18	1	0	0	0
5401	1	11	0	0	2	22	0	17	0	1	0	3
5425	28	95	0	0	8	165	0	109	0	4	0	10
5602	5	11	0	0	0	36	0	14	1	0	0	1
5604	17	69	0	1	12	153	0	116	1	1	0	5
5605	1	4	0	0	0	5	0	9	0	0	0	0
5819	11	74	1	2	17	144	0	69	2	0	0	6
5820	30	64	2	2	10	213	0	151	1	1	0	7
5828	19	123	4	4	9	169	0	96	2	4	0	4
5842	32	178	2	0	7	319	0	202	4	7	1	18
5846	23	179	0	2	20	251	1	166	6	4	0	13
5850	15	57	0	1	7	98	0	47	4	0	0	3
5851	23	139	1	0	20	246	1	134	1	2	0	8
5853	22	135	2	3	12	164	0	121	0	3	0	6
5855	35	147	1	2	6	217	1	146	3	1	0	6
5861	12	58	0	2	3	112	0	64	0	1	0	3
5868	17	63	1	1	12	139	0	110	3	1	2	3
5870	23	50	1	1	8	107	1	58	1	2	0	3
5871	9	33	0	0	2	30	0	17	0	0	0	3

	VOTES	PERCENT		VOTES	PERCENT
State Treasurer					
Vote For 1					
01 = Chris Telfer	17,651	97.41	03 = OVER VOTES	0	
02 = WRITE-IN	470	2.59	04 = UNDER VOTES	11,403	

	01	02	03	04
0156 156	9	0	0	5
0158 158	15	0	0	18
0543 543	0	0	0	1
0547 547	5	0	0	14
0548 548	0	0	0	0
0601 601	0	0	0	0
1013	139	14	0	102
1017	45	1	0	28
1025	62	0	0	47
1045	19	2	0	16
1053	89	5	0	58
1103	109	7	0	61
1156	192	16	0	185
1170	255	9	0	196
1183	150	4	0	89
1205	135	6	0	128
1211	79	1	0	88
1213	181	6	0	125
1222	222	5	0	174
1224	176	2	0	134
1226	119	6	0	115
1230	207	5	0	176
1238	155	4	0	118
1240	132	9	0	93
1245	239	3	0	144
1315	124	5	0	90
1321	281	6	0	179
1400	164	1	0	113
1500	34	1	0	28
1504	123	2	0	77
1505	72	2	0	63
1507	29	0	0	28
1515	126	1	0	110
1546	135	8	0	128
2002	134	4	0	62
2004	39	1	0	24
2026	58	2	0	41
2029	75	0	0	44
2077	120	2	0	89
2086	56	3	0	56
2099	37	1	0	20
2100	135	8	0	118
2114	88	3	0	49
2143	157	1	0	106
3000	136	3	0	64
3002	129	1	0	55
3004	31	5	0	25
3008	98	4	0	44
3058	68	0	0	53
3097	32	1	0	18
3113	121	6	0	111
3128	139	2	0	123
3144	99	4	0	99
3151	29	2	0	24
3177	134	4	0	81
3185	171	3	0	117

VOTES PERCENT

VOTES PERCENT

State Treasurer

Vote For 1

01 = Chris Telfer  
 02 = WRITE-IN

17,651 97.41  
 470 2.59

03 = OVER VOTES  
 04 = UNDER VOTES

0  
 11,403

(CONTINUED FROM PREVIOUS PAGE)

	01	02	03	04
3193	133	1	0	84
3240	139	4	0	87
3248	88	3	0	63
3253	118	5	0	63
3259	81	5	0	66
3274	45	2	0	26
3290	151	2	0	96
3297	77	3	0	41
3307	238	3	0	131
3311	175	8	0	123
3315	110	4	0	61
3322	206	3	0	123
3327	117	1	0	82
3329	315	5	0	205
3330	320	7	0	197
4022	44	3	0	28
4027	38	1	0	26
4041	71	6	0	69
4049	66	1	0	48
4065	69	2	0	44
4106	30	0	0	24
4111	125	5	0	110
4125	157	8	0	103
4131	89	0	0	60
4155	146	3	0	98
4167	97	3	0	44
4178	118	1	0	49
4185	71	1	0	48
4202	103	3	0	64
4216	69	2	0	39
4242	117	4	0	56
4250	103	3	0	76
4254	107	4	0	66
4282	202	4	0	157
4295	129	4	0	82
4299	144	1	0	94
4309	196	3	0	104
4320	201	3	0	104
4333	186	2	0	130
4338	176	7	0	94
4339	153	3	0	97
4340	84	1	0	41
4344	123	4	0	86
4345	215	3	0	136
4350	260	9	0	121
4352	85	5	0	50
4359	125	3	0	96
4360	117	0	0	60
4361	166	4	0	99
4362	95	1	0	43
4363	134	5	0	84
5029	27	0	0	29
5100	291	8	0	162
5200	345	4	0	188
5201	274	6	0	139
5301	83	6	0	29

	VOTES	PERCENT		VOTES	PERCENT
State Treasurer					
Vote For 1					
01 = Chris Telfer	17,651	97.41	03 = OVER VOTES	0	
02 = WRITE-IN	470	2.59	04 = UNDER VOTES	11,403	

(CONTINUED FROM PREVIOUS PAGE)

	01	02	03	04
5401	29	0	0	28
5425	251	8	0	160
5602	35	2	0	31
5604	210	2	0	163
5605	14	0	0	5
5819	230	5	0	91
5820	314	7	0	160
5828	272	5	0	157
5842	470	13	0	287
5846	416	9	0	240
5850	144	2	0	86
5851	370	7	0	198
5853	278	9	0	181
5855	352	8	0	205
5861	162	3	0	90
5868	224	2	0	126
5870	169	2	0	84
5871	59	3	0	32

	VOTES		PERCENT		VOTES		PERCENT
State Senator, 16th District							
Vote For 1							
01 = Bob Horning	61		89.71	03 = OVER VOTES		0	
02 = WRITE-IN	7		10.29	04 = UNDER VOTES		69	
	-----						
	01	02	03	04			
	-----						
1505	61	7	0	69			

---

State Senator, 17th District  
Vote For 1  
01 = Stevan C Kirkpatrick  
02 = WRITE-IN

VOTES PERCENT

VOTES PERCENT

761 98.83  
9 1.17

03 = OVER VOTES  
04 = UNDER VOTES

0  
645

	01	02	03	04
1013	126	1	0	128
1017	41	0	0	33
1025	54	0	0	55
1045	20	0	0	17
1053	90	3	0	59
1321	252	4	0	210
1500	29	0	0	34
1504	121	1	0	80
1507	28	0	0	29

		VOTES PERCENT					VOTES PERCENT	
State Senator, 19th District								
Vote For 1								
01 = Mary Kremer		542				46.80		
02 = Steve Griffith		613				52.94		
03 = WRITE-IN		3				.26		
		-----					04 = OVER VOTES	0
		-----					05 = UNDER VOTES	286
		01	02	03	04	05		
		-----						
0156	156	6	4	0	0	4		
1211		55	69	0	0	44		
1213		104	155	3	0	50		
1222		158	167	0	0	76		
1400		108	113	0	0	57		
1546		111	105	0	0	55		



	VOTES	PERCENT		VOTES	PERCENT
State Senator, 22nd District					
Vote For 1					
01 = Dwayne E Runyan	804	64.53			
02 = Marcus W Tempey	404	32.42	04 = OVER VOTES	1	
03 = WRITE-IN	38	3.05	05 = UNDER VOTES	1,179	

	01	02	03	04	05
2002	75	45	1	0	79
2004	25	18	0	0	21
2026	31	17	2	0	51
2029	47	17	0	0	55
2077	80	30	2	0	99
2086	31	22	3	0	59
2099	13	20	1	0	24
2100	71	39	6	1	144
2114	61	20	1	0	58
2143	89	39	5	0	131
3004	16	11	2	0	32
3008	51	25	1	0	69
3058	44	18	1	0	58
3097	18	13	1	0	19
3151	12	5	5	0	33
3253	62	19	3	0	102
3259	35	24	2	0	91
3297	43	22	2	0	54

State Senator, 24th District

Vote For 1

01 = Rob Wheeler

02 = WRITE-IN

VOTES PERCENT

VOTES PERCENT

3,124 98.64  
 43 1.36

03 = OVER VOTES  
 04 = UNDER VOTES

0  
 2,091

	01	02	03	04
3311	167	2	0	137
3322	195	1	0	136
3327	118	2	0	80
3329	309	4	0	212
3330	300	3	0	221
4309	184	3	0	116
4320	191	1	0	116
4333	188	2	0	128
4338	166	4	0	107
4339	146	2	0	105
4340	82	0	0	44
4344	126	1	0	86
4345	204	2	0	148
4350	255	11	0	124
4352	86	1	0	53
4359	121	1	0	102
4360	112	0	0	65
4361	162	3	0	104
5605	12	0	0	7

State Senator, 26th District

Vote For 1

01 = Chuck Thomsen

02 = WRITE-IN

VOTES PERCENT

VOTES PERCENT

493 98.80  
6 1.20

03 = OVER VOTES  
04 = UNDER VOTES

0  
473

	01	02	03	04
4216	60	1	0	49
5425	213	5	0	201
5602	34	0	0	34
5604	186	0	0	189

VOTES PERCENT

VOTES PERCENT

State Representative, 27th District

Vote For 1

01 = Dan Lucas

02 = WRITE-IN

251 98.05  
5 1.95

03 = OVER VOTES  
04 = UNDER VOTES

0  
215

-----			
01	02	03	04
-----			
1240	133	4	0 97
1515	118	1	0 118

1240  
1515

		VOTES PERCENT		VOTES PERCENT	
State Representative, 31st District					
Vote For 1					
01 = Ed DeCoste		61	98.39	03 = OVER VOTES	0
02 = WRITE-IN		1	1.61	04 = UNDER VOTES	75
-----					
	01	02	03	04	
-----					
1505	61	1	0	75	

---

	VOTES PERCENT				VOTES PERCENT	
State Representative, 33rd District						
Vote For 1						
01 = Michael Bieker			750	98.68	03 = OVER VOTES	0
02 = WRITE-IN			10	1.32	04 = UNDER VOTES	655
	-----					
	01	02	03	04		
	-----					
1013	126	1	0	128		
1017	44	0	0	30		
1025	50	1	0	58		
1045	21	0	0	16		
1053	89	3	0	60		
1321	250	4	0	212		
1500	28	0	0	35		
1504	115	1	0	86		
1507	27	0	0	30		

---

State Representative, 35th District  
Vote For 1

VOTES PERCENT

VOTES PERCENT

01 = Gordon Fiddes  
02 = WRITE-IN

129 96.99  
4 3.01

03 = OVER VOTES  
04 = UNDER VOTES

0  
144

-----			
01	02	03	04
-----			
129	4	0	144

1238

---

NUMBERED KEY CANVASS  
RUN DATE:06/03/10 03:12 PM

Republican

FINAL OFFICIAL RESULTS  
REPORT-ELS2 PAGE 0064

VOTES PERCENT

VOTES PERCENT

State Representative, 36th District

Vote For 1

01 = Diane Schendel

02 = WRITE-IN

1,505 99.34  
10 .66

03 = OVER VOTES  
04 = UNDER VOTES

0  
1,605

	01	02	03	04
0158 158	13	0	0	20
1103	99	1	0	77
1156	167	1	0	225
1170	232	0	0	228
1183	132	0	0	111
1205	111	2	0	156
1224	159	2	0	151
1226	102	2	0	136
1230	187	0	0	201
1245	200	1	0	185
1315	103	1	0	115

---



VOTES PERCENT

VOTES PERCENT

State Representative, 38th District

Vote For 1

01 = Rob Gardier

02 = WRITE-IN

676 99.27  
5 .73

03 = OVER VOTES  
04 = UNDER VOTES

0  
763

	01	02	03	04
0156 156	8	0	0	6
1211	68	0	0	100
1213	155	4	0	153
1222	186	0	0	215
1400	140	1	0	137
1546	119	0	0	152

0156 156  
1211  
1213  
1222  
1400  
1546

VOTES PERCENT

VOTES PERCENT

State Representative, 41st District

Vote For 1

01 = Hugo Schulz

02 = WRITE-IN

624 97.81  
14 2.19

03 = OVER VOTES  
04 = UNDER VOTES

0  
708

	01	02	03	04
0548 548	0	0	0	0
0601 601	0	0	0	0
4202	75	4	0	91
4242	99	2	0	76
4250	83	2	0	97
4282	155	1	0	207
4295	99	2	0	114
4299	113	3	0	123

0548 548  
0601 601  
4202  
4242  
4250  
4282  
4295  
4299

State Representative, 42nd District

Vote For 1

01 = Cliff Hutchison  
02 = WRITE-IN

VOTES PERCENT

573 96.63  
20 3.37

03 = OVER VOTES  
04 = UNDER VOTES

VOTES PERCENT

0  
594

	01	02	03	04
3274	32	4	0	37
4022	36	2	0	37
4027	31	0	0	34
4041	57	3	0	86
4049	53	0	0	62
4065	54	2	0	59
4106	23	3	0	28
4167	87	2	0	55
4254	89	0	0	88
4363	111	4	0	108

**May 18, 2010 Primary Election**  
**State Representative District 43 - Republican**  
**Write-In Tally**  
**Multnomah County, Oregon**

Precinct	Office	Candidate	Votes	Total
3097	Rep 43	Bouza, Mark	1	
3008	Rep 43	Carrier, Paul	1	
2086	Rep 43	Cosby, Bill	1	
3008	Rep 43	Delegato, Umb	1	
2086	Rep 43	Dorge, Lawrence	1	
3058	Rep 43	Frederick, Lew	1	
3097	Rep 43	Frederick, Lew	1	
3151	Rep 43	Frederick, Lew	1	3
3259	Rep 43	Frenca, Jim	1	
3151	Rep 43	Gerke, Bradford	1	
3259	Rep 43	Goebbels, Don Dr.	1	
3008	Rep 43	Goubler, Marsha	1	
3259	Rep 43	Graham, Don	1	
3259	Rep 43	Greene, R	1	
3008	Rep 43	Hogan, Richard A.	1	
3151	Rep 43	King, Holly	1	
3253	Rep 43	Lucas, Dan	1	
3253	Rep 43	McCabe, Joseph C.	1	
3259	Rep 43	McCressy, Alexander R	1	
3008	Rep 43	Monroe, Rod	1	
3253	Rep 43	Olson, Christian	1	
3253	Rep 43	Over, Andrew	1	
3253	Rep 43	Priestly, Wally	1	
3151	Rep 43	Rice, George	1	
3058	Rep 43	Sigley, Charles	1	
2099	Rep 43	Steffen, Tom	1	
3259	Rep 43	Thompson, Jim	1	
3058	Rep 43	Tripp-Folson, Felicia	1	
3259	Rep 43	Whitworth, Joe	1	
3097	Rep 43	Yohannes, Tesfay	1	

State Representative, 43rd District  
Vote For 1

VOTES PERCENT

VOTES PERCENT

01 = NO CANDIDATE FILED  
02 = WRITE-IN

0  
51 100.00

03 = OVER VOTES  
04 = UNDER VOTES

0  
894

	01	02	03	04
2086	0	4	0	111
2099	0	6	0	52
3004	0	2	0	59
3008	0	8	0	138
3058	0	4	0	117
3097	0	4	0	47
3151	0	11	0	44
3253	0	5	0	181
3259	0	7	0	145

---

		VOTES PERCENT		VOTES PERCENT	
State Representative, 44th District					
Vote For 1					
01 = Kitty C Harmon		731	98.25	03 = OVER VOTES	0
02 = WRITE-IN		13	1.75	04 = UNDER VOTES	737
		-----			
		01	02	03	04
		-----			
2002		120	2	0	78
2004		36	0	0	28
2026		53	2	0	46
2029		64	0	0	55
2077		107	0	0	104
2100		108	4	0	149
2114		68	1	0	71
2143		119	2	0	143
3297		56	2	0	63

---

State Representative, 45th District  
Vote For 1

VOTES PERCENT

VOTES PERCENT

01 = Anne Marie Gurney  
02 = WRITE-IN

1,248 98.58  
18 1.42

03 = OVER VOTES  
04 = UNDER VOTES

0  
1,157

	01	02	03	04
3000	123	3	0	77
3002	110	0	0	75
3113	101	2	0	135
3128	124	3	0	137
3144	87	3	0	112
3177	116	2	0	101
3185	152	1	0	138
3193	113	1	0	104
3307	202	1	0	169
3315	97	2	0	76
5029	23	0	0	33

NUMBERED KEY CANVASS  
RUN DATE:06/03/10 03:12 PM

Republican

FINAL OFFICIAL RESULTS  
REPORT-EL52 PAGE 0071

	VOTES PERCENT				VOTES PERCENT	
State Representative, 46th District						
Vote For 1						
01 = Russell Turner			896	97.82	03 = OVER VOTES	0
02 = WRITE-IN			20	2.18	04 = UNDER VOTES	1,048
	01	02	03	04		
3240	105	4	0	121		
3248	67	2	0	85		
3290	115	1	0	133		
4111	93	1	0	146		
4125	119	4	0	145		
4131	61	1	0	87		
4155	111	1	0	135		
4178	97	2	0	69		
4185	56	2	0	62		
4362	72	2	0	65		

---



		VOTES PERCENT		VOTES PERCENT	
State Representative, 47th District					
Vote For 1					
01 = Dee Flowers		1,688	98.37	03 = OVER VOTES	0
02 = WRITE-IN		28	1.63	04 = UNDER VOTES	1,641
		-----			
		01	02	03	04
		-----			
3311		151	4	0	151
3322		170	3	0	159
3327		96	2	0	102
3329		266	5	0	254
3330		254	2	0	268
4320		161	0	0	147
4333		163	1	0	154
4338		138	7	0	132
4344		112	1	0	100
4345		177	3	0	174

---

State Representative, 48th District

Vote For 1

01 = Kayla Fioravanti  
02 = WRITE-IN

VOTES PERCENT

964 97.18  
28 2.82

03 = OVER VOTES  
04 = UNDER VOTES

VOTES PERCENT

0  
909

	01	02	03	04
4309	157	5	0	141
4339	130	5	0	118
4340	68	1	0	57
4350	223	7	0	160
4352	65	7	0	68
4359	93	0	0	131
4360	91	1	0	85
4361	128	2	0	139
5605	9	0	0	10

State Representative, 49th District

Vote For 1

01 = Matthew Wand  
02 = WRITE-IN

VOTES PERCENT

1,876 98.84  
22 1.16

03 = OVER VOTES  
04 = UNDER VOTES

VOTES PERCENT

0  
1,128

	01	02	03	04
0543 543	0	0	0	1
0547 547	6	0	0	13
5100	284	4	0	173
5200	357	4	0	176
5201	275	4	0	140
5301	80	1	0	37
5401	24	0	0	33
5820	298	4	0	179
5850	136	2	0	94
5868	200	1	0	151
5870	159	1	0	95
5871	57	1	0	36

State Representative, 50th District

Vote For 1

01 = Andre Wang  
02 = WRITE-IN

VOTES PERCENT

2,395 98.52  
36 1.48

03 = OVER VOTES  
04 = UNDER VOTES

VOTES PERCENT

0  
1,627

	01	02	03	04
5819	210	5	0	111
5828	262	2	0	170
5842	420	14	0	336
5846	397	3	0	265
5851	347	3	0	225
5853	285	3	0	180
5855	332	5	0	228
5861	142	1	0	112

State Representative, 51st District  
Vote For 1

VOTES PERCENT

VOTES PERCENT

01 = Patrick Sheehan 68 45.33  
02 = John Swanson 82 54.67  
03 = WRITE-IN 0

04 = OVER VOTES 0  
05 = UNDER VOTES 28

	01	02	03	04	05
4216	50	40	0	0	20
5602	18	42	0	0	8

		VOTES PERCENT		VOTES PERCENT	
State Representative, 52nd District					
Vote For 1					
01 = Mark Johnson		437	98.87	03 = OVER VOTES	0
02 = WRITE-IN		5	1.13	04 = UNDER VOTES	352
		-----			
		01	02	03	04
		-----			
5425		233	5	0	181
5604		204	0	0	171

---

---

Superintendent of Public Instruction  
 Vote For 1  
 01 = Susan Castillo 70,920 60.45  
 02 = Ron Maurer 45,871 39.10  
 03 = WRITE-IN 524 .45

04 = OVER VOTES  
 05 = UNDER VOTES

VOTES PERCENT  
 25  
 22,895

	01	02	03	04	05
0156 156	16	17	0	0	4
0158 158	27	24	0	0	11
0543 543	4	1	0	0	2
0547 547	14	16	0	0	14
0548 548	3	2	0	0	1
0601 601	0	0	0	0	0
1013	903	400	2	0	313
1017	536	228	4	0	169
1025	527	305	3	0	199
1045	72	48	0	0	36
1053	610	373	7	0	220
1103	638	343	3	4	190
1156	784	471	3	0	270
1170	1125	511	4	1	331
1183	705	386	2	0	184
1205	933	464	3	0	296
1211	519	268	1	0	162
1213	716	454	6	1	199
1222	975	617	2	0	283
1224	932	522	5	0	249
1226	624	308	4	0	176
1230	1104	561	4	0	333
1238	474	347	2	0	138
1240	417	253	5	0	155
1245	975	618	8	0	296
1315	880	465	5	0	261
1321	744	534	5	0	312
1400	440	239	1	0	123
1500	131	106	1	0	40
1504	302	255	1	0	120
1505	157	136	0	0	66
1507	82	52	0	0	42
1515	280	211	0	0	108
1546	244	242	0	0	113
2002	681	407	9	0	203
2004	319	176	2	0	77
2026	432	260	5	0	134
2029	706	415	7	0	204
2077	756	534	8	0	277
2086	793	346	6	0	228
2099	640	260	8	0	196
2100	893	509	4	0	296
2114	824	395	3	0	258
2143	487	406	2	0	184
3000	601	384	3	0	172
3002	725	420	5	0	189
3004	610	254	8	0	191
3008	791	344	4	1	228
3058	706	320	5	0	225
3097	876	293	4	1	222
3113	1033	442	6	0	291
3128	1094	530	12	1	356
3144	949	420	5	0	238
3151	690	283	8	0	209
3177	885	507	10	0	259

	VOTES	PERCENT
Superintendent of Public Instruction		
Vote For 1		
01 = Susan Castillo	70,920	60.45
02 = Ron Maurer	45,871	39.10
03 = WRITE-IN	524	.45

04 = OVER VOTES  
 05 = UNDER VOTES

VOTES PERCENT  
 25  
 22,895

(CONTINUED FROM PREVIOUS PAGE)

	01	02	03	04	05
3185	424	370	3	0	177
3193	952	455	10	0	282
3240	853	468	7	0	249
3248	634	300	5	0	195
3253	1028	377	3	0	276
3259	1072	348	7	1	294
3274	643	273	6	2	180
3290	1011	518	5	0	267
3297	413	258	1	0	123
3307	420	408	0	0	148
3311	399	391	4	0	180
3315	292	256	1	1	100
3322	392	368	2	0	136
3327	332	255	1	0	125
3329	562	581	6	0	235
3330	619	607	1	0	235
4022	606	265	7	2	153
4027	709	241	4	0	200
4041	1090	401	11	2	272
4049	867	344	7	0	253
4065	848	406	4	0	246
4106	631	278	6	0	172
4111	933	431	12	1	248
4125	436	384	8	0	148
4131	644	315	5	0	178
4155	729	468	8	0	218
4167	886	389	10	0	243
4178	460	343	4	0	148
4185	398	261	2	0	147
4202	528	344	4	0	166
4216	150	148	1	0	62
4242	755	403	5	1	204
4250	641	383	3	0	179
4254	673	344	4	0	188
4282	939	501	3	0	269
4295	991	465	7	2	273
4299	527	461	9	0	157
4309	319	398	3	0	148
4320	384	299	1	0	145
4333	540	460	3	0	196
4338	387	397	7	1	163
4339	459	418	4	0	153
4340	221	213	1	0	96
4344	328	320	3	0	102
4345	426	454	1	1	198
4350	472	536	4	0	174
4352	252	210	3	0	92
4359	235	270	0	0	90
4360	290	281	3	0	90
4361	429	396	8	0	174
4362	331	237	5	0	84
4363	830	445	10	0	199
5029	98	77	0	0	47
5100	501	558	4	0	203
5200	506	556	7	0	236



	VOTES	PERCENT
Superintendent of Public Instruction		
Vote For 1		
01 = Susan Castillo	70,920	60.45
02 = Ron Maurer	45,871	39.10
03 = WRITE-IN	524	.45

	VOTES	PERCENT
04 = OVER VOTES		25
05 = UNDER VOTES		22,895

(CONTINUED FROM PREVIOUS PAGE)

	01	02	03	04	05
5201	403	480	7	0	159
5301	128	152	1	1	56
5401	53	49	0	0	29
5425	421	445	6	0	167
5602	31	68	1	0	25
5604	252	367	3	0	168
5605	24	18	1	0	5
5819	422	417	2	0	147
5820	517	579	3	0	214
5828	488	532	9	0	188
5842	680	830	6	1	295
5846	567	686	3	0	236
5850	208	275	4	0	108
5851	573	621	4	0	222
5853	503	528	3	0	210
5855	568	626	5	0	251
5861	312	308	1	0	115
5868	337	392	3	0	133
5870	363	319	3	0	128
5871	191	164	1	0	70

Judge of the Supreme Court, Position 5  
 Vote For 1  
 01 = Jack L Landau 75,313 78.81  
 02 = Allan J Arlow 19,648 20.56  
 03 = WRITE-IN 602 .63

04 = OVER VOTES  
 05 = UNDER VOTES

VOTES PERCENT  
 23  
 44,649

	01	02	03	04	05
0156 156	24	2	0	0	11
0158 158	31	7	0	0	24
0543 543	3	2	0	0	2
0547 547	20	3	0	0	21
0548 548	2	1	0	0	3
0601 601	0	0	0	0	0
1013	966	135	1	0	516
1017	564	97	5	0	271
1025	581	128	3	0	322
1045	90	14	0	0	52
1053	679	148	5	1	377
1103	663	172	8	1	334
1156	894	150	3	1	480
1170	1160	209	5	0	598
1183	750	149	3	0	375
1205	969	167	3	0	557
1211	533	90	4	0	323
1213	837	130	4	0	405
1222	1074	213	6	0	584
1224	1031	181	4	0	492
1226	663	110	2	2	335
1230	1118	239	3	1	641
1238	506	170	3	0	282
1240	462	95	3	0	270
1245	1051	208	10	0	628
1315	998	181	6	0	426
1321	856	180	3	1	555
1400	417	118	2	0	266
1500	150	24	1	0	103
1504	340	110	1	0	227
1505	175	71	0	0	113
1507	74	24	0	0	78
1515	329	85	0	0	185
1546	344	62	1	0	192
2002	680	220	9	0	391
2004	326	75	5	0	168
2026	427	145	3	0	256
2029	738	198	9	0	387
2077	811	234	5	0	525
2086	768	175	3	0	427
2099	610	125	6	0	363
2100	897	213	8	0	584
2114	819	155	7	0	499
2143	538	171	1	2	367
3000	638	178	7	0	337
3002	748	152	6	0	433
3004	581	148	8	0	326
3008	738	156	10	0	464
3058	704	121	5	0	426
3097	788	127	7	1	473
3113	992	157	5	0	618
3128	1139	152	5	0	697
3144	914	128	4	0	566
3151	680	128	5	0	377
3177	886	182	6	0	587

VOTES PERCENT

VOTES PERCENT

Judge of the Supreme Court, Position 5

Vote For 1

01 = Jack L Landau	75,313	78.81
02 = Allan J Arlow	19,648	20.56
03 = WRITE-IN	602	.63

04 = OVER VOTES  
 05 = UNDER VOTES

23  
 44,649

(CONTINUED FROM PREVIOUS PAGE)

-----  
 01 02 03 04 05  
 -----

3185	516	127	5	0	326
3193	941	183	7	0	568
3240	839	202	9	0	527
3248	632	125	4	0	373
3253	971	155	2	1	555
3259	1019	127	5	0	571
3274	649	98	5	0	352
3290	1086	131	3	0	581
3297	403	134	2	0	256
3307	472	182	3	0	319
3311	499	157	3	0	315
3315	310	140	4	0	196
3322	459	151	3	0	285
3327	339	124	2	0	248
3329	655	282	7	0	440
3330	725	258	1	0	478
4022	619	126	6	0	282
4027	693	120	3	0	338
4041	1051	135	9	1	580
4049	914	121	5	0	431
4065	841	155	4	1	503
4106	647	79	2	0	359
4111	907	126	5	1	586
4125	457	178	8	0	333
4131	628	130	4	0	380
4155	744	208	4	0	467
4167	921	158	5	0	444
4178	497	172	6	1	279
4185	424	124	3	0	257
4202	570	170	5	0	297
4216	176	79	2	0	104
4242	759	170	3	0	436
4250	671	143	3	1	388
4254	697	140	5	0	367
4282	948	168	2	0	594
4295	993	163	5	0	577
4299	566	242	12	0	334
4309	421	167	6	0	274
4320	426	135	0	0	268
4333	632	219	3	0	345
4338	464	177	10	1	303
4339	518	226	2	0	288
4340	265	100	5	0	161
4344	371	168	2	0	212
4345	477	233	11	1	358
4350	602	256	5	1	322
4352	255	132	7	0	163
4359	280	129	0	0	186
4360	326	166	5	0	167
4361	511	184	9	0	303
4362	355	121	5	0	176
4363	856	205	7	1	415
5029	107	37	0	0	78
5100	593	271	11	0	391
5200	574	291	14	0	426

VOTES PERCENT

VOTES PERCENT

Judge of the Supreme Court, Position 5

Vote For 1

01 = Jack L Landau	75,313	78.81
02 = Allan J Arlow	19,648	20.56
03 = WRITE-IN	602	.63

04 = OVER VOTES  
 05 = UNDER VOTES

23  
 44,649

(CONTINUED FROM PREVIOUS PAGE)

	01	02	03	04	05
5201	507	216	13	0	313
5301	148	80	1	1	108
5401	67	18	1	0	45
5425	433	193	4	0	409
5602	51	30	2	0	42
5604	314	164	4	0	308
5605	29	4	0	0	15
5819	480	217	8	1	282
5820	636	284	8	0	385
5828	603	240	11	0	363
5842	824	343	15	0	630
5846	648	330	12	0	502
5850	265	129	4	0	197
5851	643	305	5	0	467
5853	612	256	11	0	365
5855	646	306	9	0	489
5861	339	166	3	0	228
5868	395	184	4	1	281
5870	404	172	5	0	232
5871	222	96	1	0	107

Judge of the Supreme Court, Position 4

Vote For 1

01 = Rives Kistler

02 = WRITE-IN

VOTES PERCENT

71,154 98.36  
 1,185 1.64

VOTES PERCENT

03 = OVER VOTES  
 04 = UNDER VOTES

2  
 67,894

	01	02	03	04
0156 156	23	0	0	14
0158 158	26	0	0	36
0543 543	4	0	0	3
0547 547	12	1	0	31
0548 548	3	0	0	3
0601 601	0	0	0	0
1013	778	6	0	834
1017	507	8	0	422
1025	554	7	0	473
1045	81	0	0	75
1053	681	9	0	520
1103	684	11	0	483
1156	712	4	0	812
1170	986	6	0	980
1183	693	6	0	578
1205	842	9	0	845
1211	475	7	0	468
1213	734	5	0	637
1222	946	6	0	925
1224	851	9	0	848
1226	557	3	0	552
1230	959	15	0	1028
1238	490	7	0	464
1240	413	7	0	410
1245	911	13	0	973
1315	874	12	0	725
1321	789	10	0	796
1400	445	5	0	353
1500	117	1	0	160
1504	323	7	0	348
1505	155	5	0	199
1507	72	0	0	104
1515	281	2	0	316
1546	302	2	0	295
2002	729	14	0	557
2004	328	5	0	241
2026	430	6	0	395
2029	740	15	0	577
2077	774	18	0	783
2086	714	11	0	648
2099	531	13	0	560
2100	842	14	0	846
2114	681	9	0	790
2143	556	8	0	515
3000	648	19	0	493
3002	701	13	0	625
3004	552	15	0	496
3008	697	12	0	659
3058	617	9	0	630
3097	720	12	0	664
3113	834	9	0	929
3128	935	16	0	1042
3144	735	6	0	871
3151	598	15	0	577
3177	806	6	0	849
3185	493	9	0	472

Judge of the Supreme Court, Position 4  
 Vote For 1  
 01 = Rives Kistler 71,154 98.36  
 02 = WRITE-IN 1,185 1.64

03 = OVER VOTES  
 04 = UNDER VOTES

VOTES PERCENT  
 2  
 67,894

(CONTINUED FROM PREVIOUS PAGE)

	01	02	03	04
3193	887	17	0	795
3240	744	19	0	814
3248	579	8	0	547
3253	854	5	0	825
3259	852	12	0	858
3274	542	14	0	548
3290	887	11	0	903
3297	398	5	0	392
3307	489	9	0	478
3311	480	12	0	482
3315	353	9	0	288
3322	476	3	0	419
3327	360	3	0	350
3329	680	10	0	694
3330	760	7	0	695
4022	510	13	0	510
4027	559	7	0	588
4041	799	17	0	960
4049	737	8	0	726
4065	739	17	0	748
4106	543	7	0	537
4111	718	6	1	900
4125	510	10	0	456
4131	523	15	0	604
4155	689	9	0	725
4167	737	15	0	776
4178	487	12	0	456
4185	381	7	0	420
4202	578	11	0	453
4216	198	6	0	157
4242	733	6	0	629
4250	603	13	0	590
4254	641	8	0	560
4282	829	2	0	881
4295	883	11	0	844
4299	586	26	0	542
4309	461	11	0	396
4320	456	2	0	371
4333	666	9	0	524
4338	510	16	1	428
4339	569	11	0	454
4340	281	10	0	240
4344	415	8	0	330
4345	545	13	0	522
4350	709	11	0	466
4352	315	13	0	229
4359	276	1	0	318
4360	368	6	0	290
4361	527	19	0	461
4362	360	7	0	290
4363	779	9	0	696
5029	103	1	0	118
5100	674	19	0	573
5200	666	17	0	622
5201	574	11	0	464
5301	172	6	0	160

	VOTES	PERCENT		VOTES	PERCENT
Judge of the Supreme Court, Position 4					
Vote For 1					
01 = Rives Kistler	71,154	98.36	03 = OVER VOTES	2	
02 = WRITE-IN	1,185	1.64	04 = UNDER VOTES	67,894	

(CONTINUED FROM PREVIOUS PAGE)

	01	02	03	04
5401	62	1	0	68
5425	419	17	0	603
5602	48	2	0	75
5604	339	5	0	446
5605	20	0	0	28
5819	564	12	0	412
5820	726	14	0	573
5828	670	12	0	535
5842	860	24	0	928
5846	756	15	0	721
5850	311	7	0	277
5851	763	11	0	646
5853	667	18	0	559
5855	726	16	0	708
5861	388	6	0	342
5868	420	5	0	440
5870	458	8	0	347
5871	266	5	0	155

	VOTES	PERCENT		VOTES	PERCENT
Judge of the Court of Appeals, Pos. 3					
Vote For 1					
01 = Darleen Ortega	71,490	98.39	03 = OVER VOTES	2	
02 = WRITE-IN	1,172	1.61	04 = UNDER VOTES	67,571	

	01	02	03	04
0156 156	23	0	0	14
0158 158	27	0	0	35
0543 543	4	0	0	3
0547 547	14	0	0	30
0548 548	3	0	0	3
0601 601	0	0	0	0
1013	758	5	0	855
1017	499	6	0	432
1025	557	5	0	472
1045	78	0	0	78
1053	676	12	0	522
1103	673	9	0	496
1156	696	4	0	828
1170	952	6	0	1014
1183	684	6	0	587
1205	843	11	0	842
1211	474	7	0	469
1213	725	9	0	642
1222	954	9	0	914
1224	840	7	0	861
1226	544	5	0	563
1230	968	10	0	1024
1238	494	5	0	462
1240	411	8	0	411
1245	911	12	0	974
1315	860	16	0	735
1321	786	10	0	799
1400	437	8	0	358
1500	116	1	0	161
1504	322	7	0	349
1505	157	4	0	198
1507	73	0	0	103
1515	280	1	0	318
1546	303	1	0	295
2002	742	14	0	544
2004	345	4	0	225
2026	433	5	0	393
2029	752	12	0	568
2077	779	15	0	781
2086	738	13	0	622
2099	542	11	0	551
2100	837	15	0	850
2114	698	7	0	775
2143	572	9	0	498
3000	653	14	0	493
3002	699	15	0	625
3004	578	13	0	472
3008	732	9	0	627
3058	618	9	0	629
3097	719	7	0	670
3113	833	10	0	929
3128	919	11	0	1063
3144	717	9	0	886
3151	613	12	0	565
3177	801	9	0	851
3185	496	8	0	470



	VOTES	PERCENT		VOTES	PERCENT
Judge of the Court of Appeals; Pos. 3					
Vote For 1					
01 = DarTeen Ortega	71,490	98.39	03 = OVER VOTES		
02 = WRITE-IN	1,172	1.61	04 = UNDER VOTES	2	
				67,571	

(CONTINUED FROM PREVIOUS PAGE)

	01	02	03	04
3193	885	20	0	794
3240	762	18	0	797
3248	594	7	0	533
3253	868	3	0	813
3259	839	7	0	876
3274	540	12	0	552
3290	869	12	0	920
3297	417	3	0	375
3307	490	8	0	478
3311	497	11	0	466
3315	354	13	0	283
3322	483	4	0	411
3327	375	2	0	336
3329	697	15	0	672
3330	759	11	0	692
4022	526	10	0	497
4027	559	5	0	590
4041	810	16	0	950
4049	728	6	0	737
4065	749	17	0	738
4106	545	7	0	535
4111	723	6	1	895
4125	513	13	0	450
4131	535	15	0	592
4155	701	12	0	710
4167	755	14	0	759
4178	504	9	0	442
4185	396	6	0	406
4202	578	13	0	451
4216	202	4	0	155
4242	729	4	0	635
4250	605	11	0	590
4254	647	6	0	556
4282	808	4	0	900
4295	887	11	0	840
4299	604	22	0	528
4309	468	13	0	387
4320	460	3	0	366
4333	679	12	0	508
4338	516	15	0	424
4339	569	12	0	453
4340	288	11	0	232
4344	423	12	0	318
4345	562	17	0	501
4350	708	11	0	467
4352	315	10	0	232
4359	276	1	0	318
4360	380	8	0	276
4361	543	12	0	452
4362	368	4	0	285
4363	772	11	0	701
5029	98	0	0	124
5100	675	16	0	575
5200	658	21	0	626
5201	569	12	0	468
5301	180	5	0	153

	VOTES	PERCENT		VOTES	PERCENT
Judge of the Court of Appeals, Pos. 3					
Vote For 1					
01 = DarTeen Ortega	71,490	98.39	03 = OVER VOTES	2	
02 = WRITE-IN	1,172	1.61	04 = UNDER VOTES	67,571	

(CONTINUED FROM PREVIOUS PAGE)

	01	02	03	04
5401	61	1	0	69
5425	434	15	1	589
5602	50	2	0	73
5604	346	4	0	440
5605	20	0	0	28
5819	574	13	0	401
5820	719	14	0	580
5828	662	18	0	537
5842	864	26	0	922
5846	766	14	0	712
5850	312	7	0	276
5851	763	11	0	646
5853	662	20	0	562
5855	724	17	0	709
5861	395	7	0	334
5868	420	10	0	435
5870	454	9	0	350
5871	266	6	0	154

VOTES PERCENT

VOTES PERCENT

Judge of the Court of Appeals, Pos. 7

Vote For 1

01 = Robert Wollheim  
 02 = WRITE-IN

67,994 98.30  
 1,174 1.70

03 = OVER VOTES  
 04 = UNDER VOTES

2  
 71,065

-----  
 01 02 03 04  
 -----

0156 156	19	0	0	18
0158 158	25	0	0	37
0543 543	4	0	0	3
0547 547	14	0	0	30
0548 548	1	0	0	5
0601 601	0	0	0	0
1013	735	7	0	876
1017	468	9	0	460
1025	512	5	0	517
1045	77	1	0	78
1053	634	14	0	562
1103	635	14	0	529
1156	682	6	0	840
1170	933	6	0	1033
1183	656	6	0	615
1205	806	7	0	883
1211	455	7	0	488
1213	695	8	0	673
1222	912	4	0	961
1224	811	8	0	889
1226	526	5	0	581
1230	915	10	0	1077
1238	476	7	0	478
1240	395	6	0	429
1245	861	15	0	1021
1315	821	14	0	776
1321	747	9	0	839
1400	414	3	0	386
1500	112	1	0	165
1504	309	6	0	363
1505	149	5	0	205
1507	76	0	0	100
1515	272	3	0	324
1546	288	1	0	310
2002	707	10	0	583
2004	328	4	0	242
2026	411	3	0	417
2029	710	13	0	609
2077	743	12	0	820
2086	700	9	0	664
2099	515	11	0	578
2100	794	15	0	893
2114	654	9	0	817
2143	530	5	0	544
3000	621	19	0	520
3002	683	11	0	645
3004	526	15	0	522
3008	670	12	0	686
3058	583	9	0	664
3097	664	7	0	725
3113	807	12	0	953
3128	897	9	0	1087
3144	709	7	0	896
3151	569	10	0	611
3177	780	7	0	874
3185	483	9	0	482

	VOTES	PERCENT		VOTES	PERCENT
Judge of the Court of Appeals, Pos. 7					
Vote For 1					
01 = Robert Wollheim	67,994	98.30	03 = OVER VOTES	2	
02 = WRITE-IN	1,174	1.70	04 = UNDER VOTES	71,065	

(CONTINUED FROM PREVIOUS PAGE)

	01	02	03	04
3193	862	18	0	819
3240	703	18	0	856
3248	555	8	0	571
3253	816	5	0	863
3259	825	7	0	890
3274	510	11	0	583
3290	830	7	0	964
3297	383	6	0	406
3307	478	9	0	489
3311	458	12	0	504
3315	339	10	0	301
3322	464	6	0	428
3327	350	2	0	361
3329	648	13	0	723
3330	734	7	0	721
4022	491	15	0	527
4027	531	7	0	616
4041	758	18	0	1000
4049	675	7	0	789
4065	708	19	0	777
4106	494	10	0	583
4111	682	4	1	938
4125	487	9	0	480
4131	500	13	0	629
4155	662	12	0	749
4167	723	14	0	791
4178	475	11	0	469
4185	375	7	0	426
4202	561	10	0	471
4216	195	6	0	160
4242	688	7	0	673
4250	570	10	0	626
4254	608	11	0	590
4282	765	6	0	941
4295	849	10	0	879
4299	578	23	0	553
4309	449	14	0	405
4320	437	7	1	384
4333	630	11	0	558
4338	497	18	0	440
4339	540	9	0	485
4340	266	6	0	259
4344	396	9	0	348
4345	521	13	0	546
4350	683	11	0	492
4352	298	11	0	248
4359	253	0	0	342
4360	365	7	0	292
4361	505	14	0	488
4362	341	9	0	307
4363	734	13	0	737
5029	91	0	0	131
5100	647	21	0	598
5200	646	18	0	641
5201	547	14	0	488
5301	171	6	0	161

	VOTES	PERCENT		VOTES	PERCENT
Judge of the Court of Appeals, Pos. 7					
Vote For 1					
01 = Robert Wollheim	67,994	98.30	03 = OVER VOTES	2	
02 = WRITE-IN	1,174	1.70	04 = UNDER VOTES	71,065	

(CONTINUED FROM PREVIOUS PAGE)

	01	02	03	04
5401	61	1	0	69
5425	389	15	0	635
5602	45	2	0	78
5604	317	5	0	468
5605	19	0	0	29
5819	550	15	0	423
5820	697	11	0	605
5828	649	14	0	554
5842	817	29	0	966
5846	734	16	0	742
5850	295	8	0	292
5851	728	12	0	680
5853	647	17	0	580
5855	702	14	0	734
5861	371	7	0	358
5868	404	7	0	454
5870	442	10	0	361
5871	261	7	0	158

	VOTES	PERCENT		VOTES	PERCENT
Circuit Court Judge, 4th Dist., Pos. 15					
Vote For 1					
01 = Alicia A Fuchs	68,249	98.34	03 = OVER VOTES	2	
02 = WRITE-IN	1,151	1.66	04 = UNDER VOTES	70,833	

	01	02	03	04
0156 156	21	0	0	16
0158 158	27	0	0	35
0543 543	4	0	0	3
0547 547	14	0	0	30
0548 548	1	0	0	5
0601 601	0	0	0	0
1013	744	6	0	868
1017	476	8	0	453
1025	526	5	0	503
1045	77	0	0	79
1053	644	12	0	554
1103	627	9	0	542
1156	671	2	0	855
1170	922	5	0	1045
1183	649	8	0	620
1205	813	9	0	874
1211	454	10	0	486
1213	697	7	0	672
1222	919	5	0	953
1224	814	7	0	887
1226	527	4	0	581
1230	907	8	0	1087
1238	471	7	0	483
1240	399	7	0	424
1245	860	14	0	1023
1315	818	14	0	779
1321	748	11	0	836
1400	412	4	0	387
1500	111	1	0	166
1504	316	6	0	356
1505	146	5	0	208
1507	72	0	0	104
1515	270	1	0	328
1546	288	2	0	309
2002	717	7	0	576
2004	325	7	0	242
2026	421	4	0	406
2029	722	11	0	599
2077	755	12	0	808
2086	715	7	0	651
2099	528	10	0	566
2100	810	16	0	876
2114	661	10	0	809
2143	535	11	0	533
3000	625	16	0	519
3002	688	11	0	640
3004	537	12	0	514
3008	687	11	0	670
3058	593	9	0	654
3097	690	10	0	696
3113	816	11	0	945
3128	898	11	0	1084
3144	698	7	0	907
3151	572	13	0	605
3177	777	6	0	878
3185	478	8	0	488

VOTES PERCENT

VOTES PERCENT

Circuit Court Judge, 4th Dist., Pos. 15

Vote For 1

01 = Alicia A Fuchs

02 = WRITE-IN

68,249 98.34  
 1,151 1.66

03 = OVER VOTES  
 04 = UNDER VOTES

2  
 70,833

(CONTINUED FROM PREVIOUS PAGE)

	01	02	03	04
3193	866	18	0	815
3240	720	19	0	838
3248	561	9	0	564
3253	815	1	0	868
3259	792	9	0	921
3274	525	12	0	567
3290	822	10	0	969
3297	395	4	0	396
3307	479	10	0	487
3311	456	10	0	508
3315	338	12	0	300
3322	454	6	0	438
3327	355	3	0	355
3329	642	13	0	729
3330	722	11	0	729
4022	493	15	0	525
4027	532	7	0	615
4041	773	16	0	987
4049	676	6	0	789
4065	703	19	0	782
4106	507	6	0	574
4111	685	7	1	932
4125	486	11	0	479
4131	496	15	0	631
4155	674	14	0	735
4167	732	14	0	782
4178	486	11	0	458
4185	382	5	0	421
4202	562	11	0	469
4216	194	6	0	161
4242	699	5	0	664
4250	571	12	0	623
4254	617	7	0	585
4282	768	4	0	940
4295	855	9	0	874
4299	577	21	0	556
4309	442	13	0	413
4320	442	5	0	382
4333	630	9	0	560
4338	495	15	0	445
4339	532	13	0	489
4340	265	6	0	260
4344	393	9	0	351
4345	524	13	0	543
4350	683	10	0	493
4352	297	11	0	249
4359	257	0	0	338
4360	363	8	0	293
4361	509	13	0	485
4362	349	6	0	302
4363	735	12	0	737
5029	93	0	0	129
5100	644	19	0	603
5200	634	19	0	652
5201	551	12	0	486
5301	176	6	0	156

	VOTES	PERCENT		VOTES	PERCENT
Circuit Court Judge, 4th Dist., Pos. 15					
Vote For 1					
01 = Alicia A Fuchs	68,249	98.34	03 = OVER VOTES	2	
02 = WRITE-IN	1,151	1.66	04 = UNDER VOTES	70,833	

(CONTINUED FROM PREVIOUS PAGE)

	01	02	03	04
5401	63	1	0	67
5425	388	15	0	636
5602	46	2	0	77
5604	312	7	0	471
5605	20	0	0	28
5819	555	14	0	419
5820	694	10	0	609
5828	639	20	0	558
5842	821	28	1	962
5846	736	12	0	744
5850	303	8	0	284
5851	731	9	0	680
5853	640	18	0	586
5855	710	11	0	729
5861	374	9	0	353
5868	402	11	0	452
5870	440	8	0	365
5871	258	4	0	164



Circuit Court Judge, 4th Dist., Pos. 20

Vote For :1

01 = Eric J Bloch

02 = WRITE-IN

VOTES PERCENT

67,424 98.40

1,099 1.60

03 = OVER VOTES

04 = UNDER VOTES

VOTES PERCENT

1

71,711

-----  
 01 02 03 04  
 -----

0156 156	21	0	0	16
0158 158	28	0	0	34
0543 543	4	0	0	3
0547 547	13	0	0	31
0548 548	1	0	0	5
0601 601	0	0	0	0
1013	723	5	0	890
1017	453	7	0	477
1025	520	4	0	510
1045	78	0	0	78
1053	626	11	0	573
1103	633	12	0	533
1156	677	3	0	848
1170	931	4	0	1037
1183	652	6	0	619
1205	815	7	0	874
1211	442	8	0	500
1213	689	8	0	679
1222	892	4	0	981
1224	809	6	0	893
1226	526	5	0	581
1230	913	8	0	1081
1238	475	3	0	483
1240	396	7	0	427
1245	863	11	0	1023
1315	824	15	0	772
1321	727	9	0	859
1400	406	3	0	394
1500	109	2	0	167
1504	303	6	0	369
1505	144	5	0	210
1507	69	0	0	107
1515	270	1	0	328
1546	277	1	0	321
2002	693	9	0	598
2004	317	2	0	255
2026	400	4	0	427
2029	700	15	0	617
2077	737	12	0	826
2086	688	9	0	676
2099	512	10	0	582
2100	785	17	0	900
2114	649	9	0	822
2143	522	8	0	549
3000	612	16	0	532
3002	677	11	0	651
3004	527	12	0	524
3008	659	12	0	697
3058	573	9	0	674
3097	670	7	0	719
3113	808	8	0	956
3128	894	12	0	1087
3144	688	7	0	917
3151	568	13	0	609
3177	770	8	0	883
3185	478	8	0	488

	VOTES	PERCENT		VOTES	PERCENT
Circuit Court Judge, 4th Dist., Pos. 20					
Vote For 1					
01 = Eric J Bloch	67,424	98.40	03 = OVER VOTES	1	
02 = WRITE-IN	1,099	1.60	04 = UNDER VOTES	71,711	

(CONTINUED FROM PREVIOUS PAGE)

	01	02	03	04
3193	861	17	0	821
3240	708	19	0	850
3248	551	10	0	573
3253	791	4	0	889
3259	775	7	0	940
3274	508	12	0	584
3290	824	9	0	968
3297	378	4	0	413
3307	474	11	0	491
3311	451	7	0	516
3315	332	11	0	307
3322	459	5	0	434
3327	346	2	0	365
3329	639	12	0	733
3330	710	8	0	744
4022	486	13	0	534
4027	528	8	0	618
4041	747	17	0	1012
4049	670	6	0	795
4065	698	19	0	787
4106	497	7	0	583
4111	681	8	1	935
4125	484	8	0	484
4131	494	16	0	632
4155	660	8	0	755
4167	713	10	0	805
4178	477	12	0	466
4185	375	5	0	428
4202	567	14	0	461
4216	200	5	0	156
4242	682	6	0	680
4250	572	10	0	624
4254	611	9	0	589
4282	768	5	0	939
4295	847	8	0	883
4299	578	21	0	555
4309	448	12	0	408
4320	435	5	0	389
4333	628	7	0	564
4338	495	16	0	444
4339	537	10	0	487
4340	265	6	0	260
4344	399	7	0	347
4345	517	13	0	550
4350	676	8	0	502
4352	291	10	0	256
4359	250	1	0	344
4360	366	6	0	292
4361	504	12	0	491
4362	346	6	0	305
4363	731	11	0	742
5029	93	0	0	129
5100	646	20	0	600
5200	629	21	0	655
5201	544	12	0	493
5301	173	7	0	158

	VOTES	PERCENT		VOTES	PERCENT
Circuit Court Judge, 4th Dist., Pos. 20					
Vote For 1					
01 = Eric J Bloch	67,424	98.40	03 = OVER VOTES	1	
02 = WRITE-IN	1,099	1.60	04 = UNDER VOTES	71,711	

(CONTINUED FROM PREVIOUS PAGE)

	01	02	03	04
5401	61	1	0	69
5425	385	15	0	639
5602	47	2	0	76
5604	313	6	0	471
5605	19	0	0	29
5819	547	15	0	426
5820	693	8	0	612
5828	641	19	0	557
5842	820	24	0	968
5846	730	15	0	747
5850	296	7	0	292
5851	722	10	0	688
5853	642	16	0	586
5855	699	13	0	738
5861	371	7	0	358
5868	402	7	0	456
5870	434	8	0	371
5871	251	4	0	171

VOTES PERCENT

VOTES PERCENT

Circuit Court Judge, 4th Dist., Pos. 25

Vote For 1

01 = Kathleen M Dailey  
 02 = WRITE-IN

68,980 98.55  
 1,015 1.45

03 = OVER VOTES  
 04 = UNDER VOTES

1  
 70,239

	01	02	03	04
0156 156	22	0	0	15
0158 158	27	0	0	35
0543 543	4	0	0	3
0547 547	13	0	0	31
0548 548	3	0	0	3
0601 601	0	0	0	0
1013	739	3	0	876
1017	472	9	0	456
1025	531	5	0	498
1045	75	0	0	81
1053	636	10	0	564
1103	638	9	0	531
1156	661	4	0	863
1170	922	4	0	1046
1183	666	7	0	604
1205	814	6	0	876
1211	462	4	0	484
1213	705	7	0	664
1222	915	3	0	959
1224	831	5	0	872
1226	529	5	0	578
1230	924	9	0	1069
1238	479	4	0	478
1240	398	6	0	426
1245	887	13	0	997
1315	840	10	0	761
1321	748	7	0	840
1400	418	3	0	382
1500	111	1	0	166
1504	318	8	0	352
1505	150	5	0	204
1507	71	0	0	105
1515	270	1	0	328
1546	290	1	0	308
2002	709	11	0	580
2004	323	5	0	246
2026	419	3	0	409
2029	709	15	0	608
2077	751	12	0	812
2086	704	7	0	662
2099	511	10	0	583
2100	799	16	0	887
2114	662	7	0	811
2143	530	8	0	541
3000	631	16	0	513
3002	683	9	0	647
3004	555	12	0	496
3008	679	8	0	681
3058	595	8	0	653
3097	682	11	0	703
3113	812	11	0	949
3128	880	11	0	1102
3144	697	7	0	908
3151	581	11	0	598
3177	779	7	0	875
3185	489	6	0	479

	VOTES	PERCENT		VOTES	PERCENT
Circuit Court Judge, 4th Dist., Pos. 25					
Vote For 1					
01 = Kathleen M Dailey	68,980	98.55	03 = OVER VOTES	1	
02 = WRITE-IN	1,015	1.45	04 = UNDER VOTES	70,239	

(CONTINUED FROM PREVIOUS PAGE)

	01	02	03	04
3193	866	20	0	813
3240	737	18	0	822
3248	559	8	0	567
3253	817	4	0	863
3259	800	6	0	916
3274	524	9	0	571
3290	851	10	0	940
3297	383	3	0	409
3307	483	8	0	485
3311	468	8	0	498
3315	332	8	0	310
3322	468	5	0	425
3327	357	3	0	353
3329	664	10	0	710
3330	732	8	0	722
4022	499	12	0	522
4027	538	5	0	611
4041	773	14	0	989
4049	691	5	0	775
4065	717	21	0	766
4106	523	7	0	557
4111	700	7	1	917
4125	505	10	0	461
4131	507	16	0	619
4155	679	9	0	735
4167	737	9	0	782
4178	487	8	0	460
4185	382	5	0	421
4202	565	13	0	464
4216	199	4	0	158
4242	715	5	0	648
4250	582	9	0	615
4254	632	5	0	572
4282	778	5	0	929
4295	852	11	0	875
4299	575	19	0	560
4309	449	12	0	407
4320	449	5	0	375
4333	648	8	0	543
4338	502	16	0	437
4339	544	11	0	479
4340	277	6	0	248
4344	413	7	0	333
4345	532	13	0	535
4350	693	8	0	485
4352	310	8	0	239
4359	265	0	0	330
4360	365	8	0	291
4361	513	11	0	483
4362	357	6	0	294
4363	754	8	0	722
5029	100	0	0	122
5100	663	17	0	586
5200	653	15	0	637
5201	555	12	0	482
5301	178	5	0	155

	VOTES	PERCENT		VOTES	PERCENT
Circuit Court Judge, 4th Dist., Pos. 25					
Vote For 1					
01 = Kathleen M Dailey	68,980	98.55	03 = OVER VOTES	1	
02 = WRITE-IN	1,015	1.45	04 = UNDER VOTES	70,239	

(CONTINUED FROM PREVIOUS PAGE)

	01	02	03	04
5401	64	1	0	66
5425	403	15	0	621
5602	47	2	0	76
5604	328	4	0	458
5605	19	0	0	29
5819	570	10	0	408
5820	716	11	0	586
5828	656	14	0	547
5842	840	20	0	952
5846	755	11	0	726
5850	309	5	0	281
5851	742	8	0	670
5853	655	16	0	573
5855	713	12	0	725
5861	381	8	0	347
5868	421	4	0	440
5870	449	6	0	358
5871	266	5	0	155

VOTES PERCENT

VOTES PERCENT

State Measure 68

Vote For 1

01 = Yes

02 = No

98,495 78.02  
 27,744 21.98

03 = OVER VOTES  
 04 = UNDER VOTES

16  
 13,980

-----  
 01 02 03 04  
 -----

0156 156	29	5	0	3
0158 158	38	18	0	6
0543 543	2	1	0	4
0547 547	21	18	0	5
0548 548	6	0	0	0
0601 601	0	0	0	0
1013	1275	194	0	149
1017	751	98	0	88
1025	800	120	0	114
1045	114	30	0	12
1053	961	150	0	99
1103	896	160	0	122
1156	1147	238	0	143
1170	1489	305	0	178
1183	939	219	0	119
1205	1305	241	0	150
1211	702	145	0	103
1213	1024	234	0	118
1222	1355	334	0	188
1224	1318	236	0	154
1226	839	179	0	94
1230	1470	321	0	211
1238	627	245	0	89
1240	610	138	0	82
1245	1432	303	1	161
1315	1269	206	2	134
1321	1088	334	0	173
1400	578	134	0	91
1500	187	71	0	20
1504	421	185	1	71
1505	234	93	0	32
1507	125	31	0	20
1515	407	106	0	86
1546	399	131	0	69
2002	875	308	1	116
2004	408	111	0	55
2026	589	168	0	74
2029	949	266	0	117
2077	1057	354	0	164
2086	1000	228	0	145
2099	826	152	0	126
2100	1197	317	0	188
2114	1121	227	0	132
2143	658	308	0	113
3000	798	252	0	110
3002	985	246	0	108
3004	762	164	0	137
3008	1013	198	0	157
3058	943	193	0	120
3097	1156	127	1	112
3113	1395	223	0	154
3128	1576	236	0	181
3144	1305	167	0	140
3151	931	137	0	122
3177	1250	252	0	159
3185	598	259	0	117

VOTES PERCENT

VOTES PERCENT

State Measure 68

Vote For 1

01 = Yes

02 = No

98,495 78.02  
 27,744 21.98

03 = OVER VOTES  
 04 = UNDER VOTES

16  
 13,980

(CONTINUED FROM PREVIOUS PAGE)

	01	02	03	04
3193	1322	223	0	154
3240	1131	262	0	184
3248	815	175	0	144
3253	1348	174	0	162
3259	1422	134	0	166
3274	914	104	0	86
3290	1447	212	0	142
3297	547	163	0	85
3307	606	265	0	105
3311	534	305	0	135
3315	395	174	0	81
3322	532	262	0	104
3327	422	186	0	105
3329	787	434	0	163
3330	883	413	0	166
4022	860	100	0	73
4027	975	93	0	86
4041	1434	212	0	130
4049	1192	150	0	129
4065	1186	188	0	130
4106	891	105	0	91
4111	1273	209	1	142
4125	638	241	0	97
4131	872	174	1	95
4155	991	290	1	141
4167	1211	198	0	119
4178	658	204	0	93
4185	565	162	1	80
4202	691	250	0	101
4216	221	113	0	27
4242	1036	206	1	125
4250	860	235	0	111
4254	905	208	0	96
4282	1289	224	0	199
4295	1382	211	1	144
4299	702	353	0	99
4309	484	284	0	100
4320	551	188	0	90
4333	741	311	0	147
4338	536	302	0	117
4339	647	293	0	94
4340	311	153	0	67
4344	458	222	0	73
4345	604	347	1	128
4350	665	396	0	125
4352	326	170	0	61
4359	350	174	0	71
4360	378	217	0	69
4361	602	299	0	106
4362	426	175	0	56
4363	1091	284	0	109
5029	151	49	0	22
5100	765	364	0	137
5200	756	394	0	155
5201	615	327	0	107
5301	204	92	1	41



	VOTES	PERCENT		VOTES	PERCENT
State Measure 68					
Vote For 1					
01 = Yes	98,495	78.02	03 = OVER VOTES	16	
02 = No	27,744	21.98	04 = UNDER VOTES	13,980	

(CONTINUED FROM PREVIOUS PAGE)

	01	02	03	04
5401	84	30	0	17
5425	565	351	0	123
5602	60	53	0	12
5604	410	288	0	92
5605	31	15	0	2
5819	615	273	1	99
5820	743	430	0	140
5828	726	356	1	134
5842	1102	515	0	195
5846	871	454	0	167
5850	326	191	0	78
5851	840	414	0	166
5853	707	371	0	166
5855	887	397	0	166
5861	427	216	0	93
5868	511	267	0	87
5870	494	223	0	96
5871	248	131	0	47

VOTES PERCENT

VOTES PERCENT

State Measure 69

Vote For 1

01 = Yes

02 = No

105,000 82.84  
 21,753 17.16

03 = OVER VOTES  
 04 = UNDER VOTES

9  
 13,473

	01	02	03	04
0156 156	33	2	0	2
0158 158	43	12	0	7
0543 543	1	4	0	2
0547 547	24	15	0	5
0548 548	6	0	0	0
0601 601	0	0	0	0
1013	1333	137	0	148
1017	792	62	0	83
1025	835	78	0	121
1045	122	21	0	13
1053	990	119	0	101
1103	928	121	0	129
1156	1233	157	0	138
1170	1583	219	0	170
1183	1023	142	0	112
1205	1364	185	0	147
1211	741	119	0	90
1213	1107	154	0	115
1222	1449	249	1	178
1224	1401	154	0	153
1226	888	128	0	96
1230	1553	236	0	213
1238	691	186	0	84
1240	656	100	0	74
1245	1523	214	0	160
1315	1326	154	1	130
1321	1195	230	0	170
1400	618	95	0	90
1500	207	52	0	19
1504	448	156	0	74
1505	246	82	0	31
1507	137	22	0	17
1515	428	83	0	88
1546	433	99	0	67
2002	961	233	0	106
2004	440	84	0	50
2026	607	144	0	80
2029	1005	216	0	111
2077	1130	295	0	150
2086	1079	163	0	131
2099	861	123	0	120
2100	1256	269	0	177
2114	1168	175	0	137
2143	743	230	0	106
3000	851	208	0	101
3002	1042	194	0	103
3004	806	135	1	121
3008	1070	149	0	149
3058	982	159	0	115
3097	1192	90	1	113
3113	1471	170	0	131
3128	1660	173	0	160
3144	1372	111	0	129
3151	965	113	0	112
3177	1313	197	0	151
3185	655	204	0	115

VOTES PERCENT

VOTES PERCENT

State Measure 69

Vote For 1

01 = Yes

02 = No

105,000 82.84  
 21,753 17.16

03 = OVER VOTES  
 04 = UNDER VOTES

9  
 13,473

(CONTINUED FROM PREVIOUS PAGE)

	01	02	03	04
3193	1388	171	0	140
3240	1205	196	0	176
3248	858	129	0	147
3253	1386	136	0	162
3259	1475	96	0	151
3274	949	69	0	86
3290	1505	154	0	142
3297	581	129	1	84
3307	654	207	0	115
3311	615	247	0	112
3315	419	151	0	80
3322	617	186	0	95
3327	471	141	0	101
3329	886	358	0	140
3330	961	342	0	159
4022	873	84	0	76
4027	1007	64	0	83
4041	1471	162	0	143
4049	1234	117	0	120
4065	1246	125	0	133
4106	902	91	0	94
4111	1328	155	1	141
4125	695	181	0	100
4131	907	135	0	100
4155	1052	230	0	141
4167	1246	157	0	125
4178	704	154	0	97
4185	572	152	0	84
4202	729	213	0	100
4216	233	96	0	32
4242	1071	166	0	131
4250	901	188	0	117
4254	938	170	1	100
4282	1353	164	0	195
4295	1434	158	0	146
4299	746	303	0	105
4309	555	234	0	79
4320	585	157	0	87
4333	827	234	0	138
4338	576	266	0	113
4339	710	239	0	85
4340	335	134	0	62
4344	514	174	0	65
4345	675	290	0	115
4350	752	332	0	102
4352	370	134	0	53
4359	393	144	0	58
4360	421	181	0	62
4361	675	241	0	91
4362	446	151	0	60
4363	1126	240	0	118
5029	159	38	0	25
5100	827	315	0	124
5200	858	296	0	151
5201	705	248	0	96
5301	221	81	1	35

	VOTES	PERCENT		VOTES	PERCENT
State Measure 69					
Vote For 1					
01 = Yes	105,000	82.84	03 = OVER VOTES	9	
02 = No	21,753	17.16	04 = UNDER VOTES	13,473	

(CONTINUED FROM PREVIOUS PAGE)

	01	02	03	04
5401	90	24	0	17
5425	622	294	0	123
5602	61	49	0	15
5604	454	247	0	89
5605	32	15	0	1
5819	658	240	0	90
5820	834	341	0	138
5828	790	289	0	138
5842	1233	393	0	186
5846	976	359	0	157
5850	373	146	0	76
5851	922	340	0	158
5853	800	286	0	158
5855	972	324	0	154
5861	492	161	0	83
5868	561	211	1	92
5870	533	195	0	85
5871	269	111	0	46

		VOTES	PERCENT			VOTES	PERCENT
Chair of the Board of Cty. Commissioners							
Vote For 1							
01 = Wes Soderback		10,566	10.04	04 = WRITE-IN		546	.52
02 = Jeff Cogen		82,043	77.98	05 = OVER VOTES		32	
03 = Mike Darger		12,050	11.45	06 = UNDER VOTES		34,998	

		01	02	03	04	05	06
0156	156	5	17	2	0	0	13
0158	158	3	32	3	0	0	24
0543	543	1	3	1	0	0	2
0547	547	8	15	0	0	1	20
0548	548	0	4	0	0	0	2
0601	601	0	0	0	0	0	0
1013		56	1107	61	5	0	389
1017		48	616	54	4	0	215
1025		49	677	63	3	0	242
1045		12	98	10	0	0	36
1053		77	773	67	8	0	285
1103		94	715	69	4	3	293
1156		61	1017	63	1	0	386
1170		49	1302	102	3	0	516
1183		55	858	63	3	1	297
1205		93	1006	97	10	0	490
1211		54	581	56	2	0	257
1213		70	826	96	5	0	379
1222		105	1118	150	5	0	499
1224		82	1150	78	3	0	395
1226		42	718	62	3	0	287
1230		106	1177	137	3	0	579
1238		84	532	93	6	0	246
1240		43	506	48	0	0	233
1245		112	1136	124	10	0	515
1315		72	1099	98	8	0	334
1321		93	867	128	5	0	502
1400		54	397	58	3	0	291
1500		30	145	15	2	0	86
1504		55	317	83	2	0	221
1505		28	171	55	4	0	101
1507		9	95	16	0	0	56
1515		25	348	39	3	0	184
1546		32	320	41	1	0	205
2002		104	801	136	5	1	253
2004		56	350	49	4	0	115
2026		76	490	70	5	0	190
2029		89	882	95	8	0	258
2077		136	951	128	7	1	352
2086		76	911	89	4	0	293
2099		61	728	62	4	0	249
2100		108	1065	129	6	0	394
2114		73	997	74	6	0	330
2143		112	553	124	3	1	286
3000		110	675	108	7	0	260
3002		84	854	108	5	0	288
3004		72	702	53	6	0	230
3008		82	924	59	7	0	296
3058		77	851	65	5	0	258
3097		37	1039	54	2	1	263
3113		48	1279	102	6	0	337
3128		84	1424	81	5	0	399
3144		56	1177	75	3	1	300
3151		53	880	58	4	0	195
3177		84	1079	108	2	0	388

	VOTES	PERCENT		VOTES	PERCENT
Chair of the Board of Cty. Commissioners					
Vote For 1					
01 = Wes Soderback	10,566	10.04	04 = WRITE-IN	546	.52
02 = Jeff Cogen	82,043	77.98	05 = OVER VOTES	32	
03 = Mike Darger	12,050	11.45	06 = UNDER VOTES	34,998	

(CONTINUED FROM PREVIOUS PAGE)

	01	02	03	04	05	06
3185	115	487	102	4	0	266
3193	75	1148	104	10	1	361
3240	118	938	108	10	0	403
3248	74	680	65	2	1	312
3253	68	1220	67	2	0	327
3259	38	1324	46	0	1	313
3274	57	745	45	7	0	250
3290	65	1254	83	3	2	394
3297	80	469	60	2	0	184
3307	103	485	126	6	0	256
3311	125	442	120	5	0	282
3315	72	333	85	5	0	155
3322	103	447	107	2	0	239
3327	68	363	77	0	1	204
3329	170	629	208	7	0	370
3330	119	753	177	2	1	410
4022	73	682	64	10	0	204
4027	43	833	45	5	0	228
4041	72	1234	69	7	0	394
4049	55	1014	72	3	0	327
4065	88	979	96	4	0	337
4106	49	760	42	2	1	233
4111	81	1103	71	4	2	364
4125	116	473	115	6	0	266
4131	80	726	73	4	0	259
4155	87	855	109	10	0	362
4167	81	1037	94	4	0	312
4178	79	529	101	4	0	242
4185	69	442	90	0	0	207
4202	109	563	120	6	1	243
4216	34	170	57	3	0	97
4242	87	842	86	2	0	351
4250	74	712	95	2	0	323
4254	82	742	67	4	0	314
4282	85	1080	77	2	0	468
4295	87	1150	90	3	0	408
4299	162	561	136	7	0	288
4309	86	383	149	6	0	244
4320	90	419	83	1	0	236
4333	133	594	154	2	0	316
4338	121	450	112	16	0	256
4339	143	518	123	5	0	245
4340	79	232	71	3	0	146
4344	83	363	108	5	0	194
4345	129	460	170	3	1	317
4350	184	524	201	4	0	273
4352	79	253	89	6	0	130
4359	74	263	81	3	0	174
4360	89	311	103	3	0	158
4361	129	480	150	7	1	240
4362	69	334	87	7	0	160
4363	111	907	111	6	0	349
5029	13	130	15	2	0	62
5100	129	565	197	5	0	370
5200	164	554	174	11	0	402

	VOTES	PERCENT		VOTES	PERCENT
Chair of the Board of Cty. Commissioners					
Vote For 1					
01 = Wes Soderback	10,566	10.04	04 = WRITE-IN	546	.52
02 = Jeff Cogen	82,043	77.98	05 = OVER VOTES	32	
03 = Mike Darger	12,050	11.45	06 = UNDER VOTES	34,998	

(CONTINUED FROM PREVIOUS PAGE)

	01	02	03	04	05	06
5201	111	462	185	6	0	285
5301	46	149	52	1	2	88
5401	9	62	10	0	0	50
5425	134	447	153	6	0	299
5602	14	45	22	1	0	43
5604	94	275	144	2	0	275
5605	14	15	5	0	0	14
5819	127	435	168	7	1	250
5820	155	588	198	5	0	367
5828	147	548	176	8	1	337
5842	173	815	266	8	2	548
5846	200	585	234	6	0	467
5850	74	245	97	7	0	172
5851	181	616	167	3	1	452
5853	171	521	186	2	1	363
5855	150	662	190	6	0	442
5861	84	320	112	0	0	220
5868	101	391	108	6	0	259
5870	101	358	124	5	1	224
5871	47	205	67	3	0	104

Certificate

I certify that the votes recorded on this abstract correctly summarize the tally of votes cast at the election indicated.



Tim Scott, Director of Elections  
 Multnomah County, Oregon

	VOTES						PERCENT				
	01	02	03	04	05	06	07	08	09	10	11
Commissioner, District No. 2											
Vote For 1											
01 = Loretta Smith	5,397	18.39									
02 = Roberta Phillip	1,076	3.67									
03 = Paul van Orden	1,790	6.10									
04 = Karol Collymore	10,527	35.88									
05 = Chuck Currie	1,785	6.08									
06 = Maria C Rubio	1,951	6.65									
							07 = Gary Hansen	2,663	9.08		
							08 = Tom Markgraf	4,029	13.73		
							09 = WRITE-IN	122	.42		
							10 = OVER VOTES	75			
							11 = UNDER VOTES	6,491			
2002	178	48	67	317	54	114	209	75	6	4	228
2004	97	32	32	124	19	45	85	70	1	1	68
2026	103	31	47	219	30	59	125	77	4	1	135
2029	191	43	91	409	49	78	159	110	4	2	196
2077	196	46	62	349	73	72	276	197	6	10	288
2086	241	39	62	374	46	86	68	296	1	4	156
2099	312	25	68	323	48	51	30	92	2	2	151
2100	180	39	79	439	71	85	283	256	5	3	262
2114	120	32	68	515	45	88	176	210	3	2	221
2143	156	36	61	194	49	89	158	115	1	2	218
3000	166	59	80	244	64	79	89	120	8	0	251
3002	206	46	91	394	61	78	83	97	7	2	274
3004	358	35	51	304	32	50	30	58	5	3	137
3008	322	41	66	432	53	82	58	90	6	3	215
3058	254	32	86	398	70	56	52	95	2	2	209
3097	277	37	66	553	46	76	31	92	2	7	209
3113	243	40	81	608	109	85	77	205	4	0	320
3128	166	46	82	638	198	76	73	275	5	3	431
3144	119	45	38	581	76	55	47	310	3	1	337
3151	253	34	96	404	53	68	34	79	4	0	165
3177	206	54	73	462	82	77	86	222	3	5	391
3185	143	43	55	184	44	56	74	99	10	3	263
3193	196	40	67	517	127	99	105	168	8	4	368
3253	232	50	84	558	66	89	64	199	5	4	333
3259	160	37	59	673	88	78	55	259	1	4	308
3297	167	31	44	167	61	42	61	74	3	2	143
3315	123	29	24	111	53	33	59	58	12	1	147
5029	32	6	10	36	18	5	16	31	1	0	67

Certificate

I certify that the votes recorded on this abstract correctly summarize the tally of votes cast at the election indicated.



Tim Scott, Director of Elections  
 Multnomah County, Oregon



	VOTES	PERCENT		VOTES	PERCENT
County Auditor					
Vote For 1					
01 = Steve March	71,047	98.72	03 = OVER VOTES	2	
02 = WRITE-IN	918	1.28	04 = UNDER VOTES	68,268	

	01	02	03	04
0156 156	18	0	0	19
0158 158	28	0	0	34
0543 543	4	0	0	3
0547 547	14	0	0	30
0548 548	3	0	0	3
0601 601	0	0	0	0
1013	733	5	0	880
1017	483	4	0	450
1025	532	6	0	496
1045	83	0	0	73
1053	647	8	0	555
1103	663	9	0	506
1156	678	4	0	846
1170	928	4	0	1040
1183	676	4	0	597
1205	803	6	0	887
1211	463	4	0	483
1213	692	7	0	677
1222	923	6	0	948
1224	836	7	0	865
1226	522	7	0	583
1230	937	8	0	1057
1238	488	4	0	469
1240	396	6	0	428
1245	893	8	0	996
1315	854	7	0	750
1321	758	10	0	827
1400	411	2	0	390
1500	118	1	0	159
1504	322	5	0	351
1505	155	2	0	202
1507	66	0	0	110
1515	264	1	0	334
1546	286	1	0	312
2002	706	15	0	579
2004	342	6	0	226
2026	442	4	0	385
2029	732	10	0	590
2077	799	9	0	767
2086	722	12	0	639
2099	539	11	0	554
2100	837	16	0	849
2114	704	9	0	767
2143	556	5	0	518
3000	647	16	0	497
3002	710	6	0	623
3004	559	10	0	494
3008	706	13	0	649
3058	616	12	0	628
3097	722	5	0	669
3113	872	7	0	893
3128	961	11	0	1021
3144	738	3	0	871
3151	584	10	0	596
3177	819	9	0	833
3185	486	8	0	480

	VOTES	PERCENT		VOTES	PERCENT
County Auditor					
Vote For 1					
01 = Steve March	71,047	98.72	03 = OVER VOTES	2	
02 = WRITE-IN	918	1.28	04 = UNDER VOTES	68,268	

(CONTINUED FROM PREVIOUS PAGE)

	01	02	03	04
3193	912	12	0	775
3240	778	15	0	784
3248	622	6	0	506
3253	866	6	0	812
3259	837	6	0	879
3274	516	10	0	578
3290	957	6	0	838
3297	407	3	0	385
3307	497	8	0	471
3311	482	6	0	486
3315	356	7	0	287
3322	487	5	0	406
3327	373	3	0	337
3329	686	8	0	690
3330	752	4	0	706
4022	530	10	0	493
4027	538	6	0	610
4041	795	11	0	970
4049	699	4	0	768
4065	740	14	0	750
4106	526	8	0	553
4111	785	6	1	833
4125	527	8	0	441
4131	579	10	0	553
4155	724	7	0	692
4167	757	8	0	763
4178	497	10	0	448
4185	398	4	0	406
4202	573	10	0	459
4216	199	5	0	157
4242	720	4	0	644
4250	597	7	0	602
4254	633	5	0	571
4282	766	4	0	942
4295	866	5	0	867
4299	601	17	0	536
4309	467	11	0	390
4320	457	2	0	370
4333	657	11	0	531
4338	513	14	0	428
4339	576	11	0	447
4340	283	8	0	240
4344	415	7	0	331
4345	551	8	0	521
4350	703	9	0	474
4352	318	10	0	229
4359	270	0	0	325
4360	369	6	0	289
4361	530	13	0	464
4362	370	6	0	281
4363	767	11	0	706
5029	102	1	0	119
5100	674	16	0	576
5200	668	13	0	624
5201	576	10	0	463
5301	187	3	1	147

	VOTES	PERCENT		VOTES	PERCENT
County Auditor					
Vote For 1					
01 = Steve March	71,047	98.72	03 = OVER VOTES	2	
02 = WRITE-IN	918	1.28	04 = UNDER VOTES	68,268	

(CONTINUED FROM PREVIOUS PAGE)

	01	02	03	04
5401	64	1	0	66
5425	419	11	0	609
5602	50	2	0	73
5604	348	3	0	439
5605	21	0	0	27
5819	588	8	0	392
5820	730	9	0	574
5828	672	12	0	533
5842	883	18	0	911
5846	763	11	0	718
5850	318	6	0	271
5851	771	5	0	644
5853	670	14	0	560
5855	711	15	0	724
5861	391	5	0	340
5868	425	8	0	432
5870	452	5	0	356
5871	264	4	0	158

**Certificate**

I certify that the votes recorded on this abstract correctly summarize the tally of votes cast at the election indicated.



\_\_\_\_\_  
 Tim Scott, Director of Elections  
 Multnomah County, Oregon

County Sheriff-Unexpired Term through Dec 2010  
 Vote For 1  
 01 = Dan Staton 90,216 79.21  
 02 = Muhammad Ra'oof 23,274 20.43  
 03 = WRITE-IN 405 .36

VOTES PERCENT  
 VOTES PERCENT  
 04 = OVER VOTES 11  
 05 = UNDER VOTES 26,329

	01	02	03	04	05
0156 156	22	4	0	0	11
0158 158	43	3	0	0	16
0543 543	3	3	0	0	1
0547 547	30	5	0	0	9
0548 548	0	3	0	0	3
0601 601	0	0	0	0	0
1013	990	240	2	0	386
1017	521	201	3	0	212
1025	580	217	3	0	234
1045	114	15	0	0	27
1053	726	219	7	0	258
1103	692	246	4	1	235
1156	982	202	4	0	340
1170	1300	242	1	0	429
1183	845	180	3	0	249
1205	1013	282	3	0	398
1211	614	162	2	0	172
1213	907	193	2	0	274
1222	1249	272	1	0	355
1224	1128	240	2	0	338
1226	749	128	2	0	233
1230	1266	267	4	0	465
1238	650	135	1	0	175
1240	558	90	1	0	181
1245	1181	310	2	0	404
1315	1009	299	4	0	299
1321	1020	211	1	0	363
1400	523	90	2	0	188
1500	187	38	0	0	53
1504	439	94	1	0	144
1505	271	43	0	0	45
1507	103	16	0	0	57
1515	409	50	0	0	140
1546	393	52	0	0	154
2002	805	274	5	1	215
2004	358	143	2	0	71
2026	516	181	3	0	131
2029	769	336	1	0	226
2077	989	322	6	1	257
2086	764	351	3	0	255
2099	512	346	3	0	243
2100	1060	303	3	0	336
2114	850	326	7	1	296
2143	708	193	4	0	174
3000	723	251	2	0	184
3002	847	244	2	0	246
3004	490	357	7	0	209
3008	759	345	7	0	257
3058	674	325	6	0	251
3097	725	395	6	1	269
3113	1154	290	3	0	325
3128	1245	317	5	0	426
3144	1014	243	5	0	350
3151	574	359	5	0	252
3177	1010	301	7	0	343

	VOTES	PERCENT
County Sheriff-Unexpired Term through Dec 2010		
Vote For 1		
01 = Dan Staton	90,216	79.21
02 = Muhammad Ra'oof	23,274	20.43
03 = WRITE-IN	405	.36

04 = OVER VOTES  
 05 = UNDER VOTES

VOTES PERCENT  
 11  
 26,329

(CONTINUED FROM PREVIOUS PAGE)

	01	02	03	04	05
3185	624	158	6	0	186
3193	1034	314	5	0	346
3240	930	313	5	0	329
3248	675	200	2	0	257
3253	979	342	3	0	360
3259	1045	304	3	0	370
3274	540	293	6	0	265
3290	1156	243	3	0	399
3297	474	162	6	1	152
3307	700	132	1	0	143
3311	698	118	1	0	157
3315	453	109	4	0	84
3322	645	116	4	0	133
3327	524	88	0	0	101
3329	1024	156	4	0	200
3330	1158	112	3	0	189
4022	557	278	4	0	194
4027	590	311	1	0	252
4041	1006	347	7	0	416
4049	815	328	4	0	324
4065	828	318	5	0	353
4106	588	250	4	0	245
4111	1018	253	3	1	350
4125	632	171	2	0	171
4131	684	209	3	0	246
4155	897	230	5	0	291
4167	882	340	6	0	300
4178	570	193	4	0	188
4185	471	181	1	0	155
4202	663	214	5	0	160
4216	249	61	2	1	48
4242	834	251	1	0	282
4250	761	193	2	1	249
4254	752	225	3	0	229
4282	1117	195	4	0	396
4295	1015	314	2	0	407
4299	754	213	7	0	180
4309	633	99	3	0	133
4320	632	67	2	0	128
4333	855	174	3	0	167
4338	723	102	3	0	127
4339	716	174	4	0	140
4340	369	73	1	0	88
4344	539	110	4	0	100
4345	761	140	5	0	174
4350	900	133	2	0	151
4352	392	86	6	0	73
4359	411	90	0	0	94
4360	480	87	4	0	93
4361	711	146	7	0	143
4362	430	115	6	0	106
4363	925	294	2	0	263
5029	163	27	0	0	32
5100	900	157	5	0	204
5200	945	155	6	0	199

	VOTES	PERCENT
County Sheriff-Unexpired Term through Dec 2010		
Vote For 1		
01 = Dan Staton	90,216	79.21
02 = Muhammad Ra'oof	23,274	20.43
03 = WRITE-IN	405	.36

	VOTES	PERCENT
04 = OVER VOTES	11	
05 = UNDER VOTES	26,329	

(CONTINUED FROM PREVIOUS PAGE)

	01	02	03	04	05
5201	759	133	6	0	151
5301	244	39	3	1	51
5401	96	12	0	0	23
5425	786	99	8	0	146
5602	94	11	1	0	19
5604	620	49	2	0	119
5605	39	6	0	0	3
5819	723	138	3	1	123
5820	1007	113	5	0	188
5828	878	137	5	0	197
5842	1340	192	8	0	272
5846	1150	125	3	0	214
5850	413	76	5	0	101
5851	1100	105	3	0	212
5853	913	145	2	0	184
5855	1079	145	2	0	224
5861	523	95	2	0	116
5868	630	86	2	0	147
5870	627	86	3	0	97
5871	305	64	1	0	56

**Certificate**

I certify that the votes recorded on this abstract correctly summarize the tally of votes cast at the election indicated.



\_\_\_\_\_  
 Tim Scott, Director of Elections  
 Multnomah County, Oregon

County Sheriff  
 Vote For 1  
 01 = Dan Staton 89,334 78.70  
 02 = Muhammad Ra'oof 23,756 20.93  
 03 = WRITE-IN 415 .37

VOTES PERCENT  
 04 = OVER VOTES 7  
 05 = UNDER VOTES 26,723

	01	02	03	04	05
0156 156	23	4	0	0	10
0158 158	43	2	0	0	17
0543 543	4	3	0	0	0
0547 547	30	5	0	0	9
0548 548	0	4	0	0	2
0601 601	0	0	0	0	0
1013	988	247	2	0	381
1017	522	208	3	0	204
1025	558	233	3	0	240
1045	113	14	0	0	29
1053	717	232	8	0	253
1103	686	253	4	1	234
1156	985	206	3	0	334
1170	1290	248	2	0	432
1183	839	184	2	0	252
1205	1007	294	4	0	391
1211	618	160	3	0	169
1213	897	205	2	0	272
1222	1251	270	1	0	355
1224	1110	254	2	0	342
1226	742	126	3	0	241
1230	1260	282	4	0	456
1238	644	145	1	0	171
1240	552	93	2	0	183
1245	1183	313	2	0	399
1315	1008	308	4	0	291
1321	1012	213	1	0	369
1400	520	88	3	0	192
1500	188	39	0	0	51
1504	433	97	1	0	147
1505	270	43	0	0	46
1507	103	15	0	0	58
1515	415	50	0	0	134
1546	389	59	0	0	151
2002	791	280	4	0	225
2004	344	142	2	0	86
2026	490	183	3	0	155
2029	757	333	2	0	240
2077	967	327	5	0	276
2086	759	354	3	0	257
2099	492	347	4	0	261
2100	1044	301	5	0	352
2114	842	332	7	0	299
2143	695	195	1	0	188
3000	721	247	3	0	189
3002	842	243	2	0	252
3004	471	361	7	0	224
3008	739	351	7	0	271
3058	657	325	7	0	267
3097	715	393	6	1	281
3113	1138	284	4	0	346
3128	1226	318	5	0	444
3144	996	235	5	0	376
3151	555	360	7	0	268
3177	976	296	6	0	383

	VOTES	PERCENT
County Sheriff		
Vote For 1		
01 = Dan Staton	89,334	78.70
02 = Muhammad Ra'oof	23,756	20.93
03 = WRITE-IN	415	.37

	VOTES	PERCENT
04 = OVER VOTES	7	
05 = UNDER VOTES	26,723	

(CONTINUED FROM PREVIOUS PAGE)

	01	02	03	04	05
3185	603	158	6	0	207
3193	1002	312	4	0	381
3240	918	331	4	0	324
3248	678	206	2	0	248
3253	940	355	2	0	387
3259	1039	304	3	0	376
3274	524	306	7	0	267
3290	1156	250	4	0	391
3297	475	171	2	0	147
3307	692	141	2	0	141
3311	693	117	1	0	163
3315	445	103	6	0	96
3322	643	115	3	0	137
3327	520	81	0	0	112
3329	1020	156	4	1	203
3330	1138	120	3	0	201
4022	559	285	4	0	185
4027	577	325	0	0	252
4041	990	368	7	0	411
4049	815	325	5	0	326
4065	826	331	7	0	340
4106	579	259	4	0	245
4111	995	262	3	1	364
4125	622	182	2	0	170
4131	665	221	1	0	255
4155	890	224	5	0	304
4167	875	354	7	0	292
4178	573	198	4	0	180
4185	473	181	1	0	153
4202	656	219	4	0	163
4216	252	55	2	0	52
4242	812	276	1	0	279
4250	762	196	2	0	246
4254	738	238	3	0	230
4282	1114	199	6	0	393
4295	1014	316	2	0	406
4299	739	221	9	0	185
4309	618	100	4	0	146
4320	627	67	2	0	133
4333	847	183	4	0	165
4338	721	100	4	0	130
4339	715	161	4	0	154
4340	368	65	2	0	96
4344	533	109	4	0	107
4345	767	145	4	0	164
4350	904	129	2	0	151
4352	389	82	6	0	80
4359	407	88	0	0	100
4360	474	94	4	0	92
4361	716	151	7	0	133
4362	428	115	6	0	108
4363	924	302	2	0	256
5029	163	29	0	0	30
5100	897	160	5	0	204
5200	945	155	6	0	199



		VOTES PERCENT		VOTES PERCENT	
County Sheriff					
Vote For 1					
01 = Dan Staton		89,334	78.70		
02 = Muhammad Ra'oof		23,756	20.93	04 = OVER VOTES	7
03 = WRITE-IN		415	.37	05 = UNDER VOTES	26,723
<hr/>					
(CONTINUED FROM PREVIOUS PAGE)	01	02	03	04	05
5201	768	136	6	0	139
5301	245	38	3	1	51
5401	97	11	0	0	23
5425	786	100	7	0	146
5602	96	12	1	0	16
5604	611	57	2	0	120
5605	36	6	0	0	6
5819	709	155	2	1	121
5820	1009	114	5	0	185
5828	872	143	5	0	197
5842	1328	206	9	0	269
5846	1130	142	2	0	218
5850	410	77	5	0	103
5851	1086	119	3	0	212
5853	915	147	2	0	180
5855	1080	155	2	0	213
5861	525	96	2	0	113
5868	631	87	2	1	144
5870	620	92	3	0	98
5871	308	63	1	0	54

Certificate

I certify that the votes recorded on this abstract correctly summarize the tally of votes cast at the election indicated.



\_\_\_\_\_  
 Tim Scott, Director of Elections  
 Multnomah County, Oregon

STATISTICS

	TOTAL	PERCENT		TOTAL	PERCENT
01 = REGISTERED VOTERS - TOTAL	397,559		07 = BALLOTS CAST - Republican	29,524	21.05
02 = REGISTERED VOTERS - Democrat	226,448	56.96	08 = BALLOTS CAST - NONPARTISAN	19,103	13.62
03 = REGISTERED VOTERS - Republican	67,708	17.03	09 = VOTER TURNOUT - TOTAL		35.27
04 = REGISTERED VOTERS - NONPARTISAN	103,403	26.01	10 = VOTER TURNOUT - Democrat		40.45
05 = BALLOTS CAST - TOTAL	140,235		11 = VOTER TURNOUT - Republican		43.60
06 = BALLOTS CAST - Democrat	91,608	65.32	12 = VOTER TURNOUT - NONPARTISAN		18.47

	01	02	03	04	05	06	07	08	09	10	11	12
0156 156	63	32	18	13	37	16	14	7	58.73	50.00	77.78	53.85
0158 158	103	32	47	24	62	16	33	13	60.19	50.00	70.21	54.17
0543 543	81	47	7	27	7	2	1	4	8.64	4.26	14.29	14.81
0547 547	98	32	46	20	44	14	19	11	44.90	43.75	41.30	55.00
0548 548	31	18	2	11	6	6	0	0	19.35	33.33	.00	.00
0601 601	0	0	0	0	0	0	0	0				
1013	3442	2200	491	751	1618	1187	255	176	47.01	53.95	51.93	23.44
1017	3024	1948	207	869	937	696	74	167	30.99	35.73	35.75	19.22
1025	3584	2245	286	1053	1034	758	109	167	28.85	33.76	38.11	15.86
1045	295	163	63	69	156	90	37	29	52.88	55.21	58.73	42.03
1053	4030	2319	462	1249	1210	830	152	228	30.02	35.79	32.90	18.25
1103	3872	2231	441	1200	1178	793	177	208	30.42	35.54	40.14	17.33
1156	3181	1908	632	641	1528	987	393	148	48.04	51.73	62.18	23.09
1170	4049	2464	789	796	1972	1319	460	193	48.70	53.53	58.30	24.25
1183	3211	1842	484	885	1277	846	243	188	39.77	45.93	50.21	21.24
1205	4160	2557	592	1011	1696	1190	269	237	40.77	46.54	45.44	23.44
1211	2144	1349	341	454	950	677	168	105	44.31	50.19	49.27	23.13
1213	3296	2002	562	732	1376	901	312	163	41.75	45.00	55.52	22.27
1222	4415	2515	883	1017	1877	1216	401	260	42.51	48.35	45.41	25.57
1224	3414	2078	576	760	1708	1167	312	229	50.03	56.16	54.17	30.13
1226	2295	1393	451	451	1112	750	240	122	48.45	53.84	53.22	27.05
1230	4690	2904	786	1000	2002	1376	388	238	42.69	47.38	49.36	23.80
1238	2533	1386	543	604	961	555	277	129	37.94	40.04	51.01	21.36
1240	1780	1046	420	314	830	516	234	80	46.63	49.33	55.71	25.48
1245	4599	2734	777	1088	1897	1244	386	267	41.25	45.50	49.68	24.54
1315	4279	2535	488	1256	1611	1131	219	261	37.65	44.62	44.88	20.78
1321	4260	2087	1076	1097	1595	897	466	232	37.44	42.98	43.31	21.15
1400	1735	902	494	339	803	450	278	75	46.28	49.89	56.28	22.12
1500	585	313	145	127	278	175	63	40	47.52	55.91	43.45	31.50
1504	1557	757	408	392	678	372	202	104	43.55	49.14	49.51	26.53
1505	657	301	225	131	359	170	137	52	54.64	56.48	60.89	39.69
1507	370	185	114	71	176	89	57	30	47.57	48.11	50.00	42.25
1515	1157	582	386	189	599	306	237	56	51.77	52.58	61.40	29.63
1546	1093	517	395	181	599	280	271	48	54.80	54.16	68.61	26.52
2002	4411	2642	476	1293	1300	886	200	214	29.47	33.54	42.02	16.55
2004	2509	1641	191	677	574	437	64	73	22.88	26.63	33.51	10.78
2026	2503	1602	252	649	831	604	101	126	33.20	37.70	40.08	19.41
2029	4290	2773	360	1157	1332	994	119	219	31.05	35.85	33.06	18.93
2077	4582	2817	524	1241	1575	1086	211	278	34.37	38.55	40.27	22.40
2086	4486	3058	282	1146	1373	1051	115	207	30.61	34.37	40.78	18.06
2099	4168	2872	160	1136	1104	868	58	178	26.49	30.22	36.25	15.67
2100	4579	2876	537	1166	1702	1195	261	246	37.17	41.55	48.60	21.10
2114	4126	2788	313	1025	1480	1143	140	197	35.87	41.00	44.73	19.22
2143	2880	1535	619	726	1079	650	264	165	37.47	42.35	42.65	22.73
3000	3648	2113	513	1022	1160	789	203	168	31.80	37.34	39.57	16.44
3002	4225	2624	478	1123	1339	964	185	190	31.69	36.74	38.70	16.92
3004	4194	2932	175	1087	1063	838	61	164	25.35	28.58	34.86	15.09
3008	4222	2880	364	978	1368	1022	146	200	32.40	35.49	40.11	20.45
3058	4426	2924	288	1214	1256	946	121	189	28.38	32.35	42.01	15.57
3097	4605	3317	184	1104	1396	1147	51	198	30.31	34.58	27.72	17.93
3113	3732	2567	448	717	1772	1322	238	212	47.48	51.50	53.13	29.57
3128	3952	2733	481	738	1993	1509	264	220	50.43	55.21	54.89	29.81

STATISTICS

	TOTAL	PERCENT		TOTAL	PERCENT
01 = REGISTERED VOTERS - TOTAL	397,559		07 = BALLOTS CAST - Republican	29,524	21.05
02 = REGISTERED VOTERS - Democrat	226,448	56.96	08 = BALLOTS CAST - NONPARTISAN	19,103	13.62
03 = REGISTERED VOTERS - Republican	67,708	17.03	09 = VOTER TURNOUT - TOTAL		35.27
04 = REGISTERED VOTERS - NONPARTISAN	103,403	26.01	10 = VOTER TURNOUT - Democrat		40.45
05 = BALLOTS CAST - TOTAL	140,235		11 = VOTER TURNOUT - Republican		43.60
06 = BALLOTS CAST - Democrat	91,608	65.32	12 = VOTER TURNOUT - NONPARTISAN		18.47

(CONTINUED FROM PREVIOUS PAGE)

	01	02	03	04	05	06	07	08	09	10	11	12
3144	3148	2187	393	568	1612	1247	202	163	51.21	57.02	51.40	28.70
3151	4186	2914	165	1107	1190	953	55	182	28.43	32.70	33.33	16.44
3177	4225	2679	554	992	1661	1240	219	202	39.31	46.29	39.53	20.36
3185	2863	1497	645	721	974	565	291	118	34.02	37.74	45.12	16.37
3193	4377	2805	495	1077	1699	1230	218	251	38.82	43.85	44.04	23.31
3240	4787	2873	579	1335	1577	1133	230	214	32.94	39.44	39.72	16.03
3248	3115	1960	339	816	1134	818	154	162	36.40	41.73	45.43	19.85
3253	4411	2913	392	1106	1684	1271	186	227	38.18	43.63	47.45	20.52
3259	3881	2760	337	784	1722	1399	152	171	44.37	50.69	45.10	21.81
3274	3590	2291	174	1125	1104	846	73	185	30.75	36.93	41.95	16.44
3290	3568	2407	476	685	1801	1376	249	176	50.48	57.17	52.31	25.69
3297	2700	1740	284	676	795	556	121	118	29.44	31.95	42.61	17.46
3307	2660	1363	740	557	976	497	372	107	36.69	36.46	50.27	19.21
3311	2902	1454	719	729	974	557	306	111	33.56	38.31	42.56	15.23
3315	2339	1204	504	631	650	376	175	99	27.79	31.23	34.72	15.69
3322	2365	1207	636	522	898	481	332	85	37.97	39.85	52.20	16.28
3327	1950	1014	439	497	713	433	200	80	36.56	42.70	45.56	16.10
3329	3466	1636	1037	793	1384	710	525	149	39.93	43.40	50.63	18.79
3330	3365	1665	979	721	1462	794	524	144	43.45	47.69	53.52	19.97
4022	3522	2181	176	1165	1033	760	75	198	29.33	34.85	42.61	17.00
4027	3430	2270	134	1026	1154	894	65	195	33.64	39.38	48.51	19.01
4041	4317	2945	292	1080	1776	1391	146	239	41.14	47.23	50.00	22.13
4049	4430	2822	291	1317	1471	1126	115	230	33.21	39.90	39.52	17.46
4065	3950	2636	263	1051	1504	1158	115	231	38.08	43.93	43.73	21.98
4106	3022	1990	133	899	1087	850	54	183	35.97	42.71	40.60	20.36
4111	3573	2329	473	771	1625	1206	240	179	45.48	51.78	50.74	23.22
4125	3376	1667	690	1019	976	567	268	141	28.91	34.01	38.84	13.84
4131	3074	1896	319	859	1142	832	149	161	37.15	43.88	46.71	18.74
4155	3784	2234	509	1041	1423	985	247	191	37.61	44.09	48.53	18.35
4167	4423	2849	321	1253	1528	1139	144	245	34.55	39.98	44.86	19.55
4178	3115	1726	388	1001	955	622	168	165	30.66	36.04	43.30	16.48
4185	2955	1668	334	953	808	556	120	132	27.34	33.33	35.93	13.85
4202	3480	1917	469	1094	1042	690	170	182	29.94	35.99	36.25	16.64
4216	1359	631	265	463	361	187	110	64	26.56	29.64	41.51	13.82
4242	3569	2223	414	932	1368	993	177	198	38.33	44.67	42.75	21.24
4250	2994	1885	365	744	1206	853	182	171	40.28	45.25	49.86	22.98
4254	3318	2030	384	904	1209	859	177	173	36.44	42.32	46.09	19.14
4282	3705	2276	685	744	1712	1154	363	195	46.21	50.70	52.99	26.21
4295	3940	2654	399	887	1738	1329	215	194	44.11	50.08	53.88	21.87
4299	4644	2433	699	1512	1154	691	239	224	24.85	28.40	34.19	14.81
4309	2943	1304	815	824	868	453	303	112	29.49	34.74	37.18	13.59
4320	2253	1105	619	529	829	437	308	84	36.80	39.55	49.76	15.88
4333	3671	1925	773	973	1199	714	318	167	32.66	37.09	41.14	17.16
4338	3096	1534	711	851	955	546	277	132	30.85	35.59	38.96	15.51
4339	3802	1845	684	1273	1034	593	253	188	27.20	32.14	36.99	14.77
4340	2182	1080	437	665	531	326	126	79	24.34	30.19	28.83	11.88
4344	2618	1346	529	743	753	435	213	105	28.76	32.32	40.26	14.13
4345	3639	1786	865	988	1080	594	354	132	29.68	33.26	40.92	13.36
4350	3858	1873	935	1050	1186	660	390	136	30.74	35.24	41.71	12.95
4352	2327	1170	415	742	557	325	140	92	23.94	27.78	33.73	12.40
4359	1837	815	534	488	595	298	224	73	32.39	36.56	41.95	14.96
4360	2592	1294	487	811	664	381	177	106	25.62	29.44	36.34	13.07
4361	3627	1704	809	1114	1007	581	269	157	27.76	34.10	33.25	14.09

STATISTICS

	TOTAL	PERCENT		TOTAL	PERCENT
01 = REGISTERED VOTERS - TOTAL	397,559		07 = BALLOTS CAST - Republican	29,524	21.05
02 = REGISTERED VOTERS - Democrat	226,448	56.96	08 = BALLOTS CAST - NONPARTISAN	19,103	13.62
03 = REGISTERED VOTERS - Republican	67,708	17.03	09 = VOTER TURNOUT - TOTAL		35.27
04 = REGISTERED VOTERS - NONPARTISAN	103,403	26.01	10 = VOTER TURNOUT - Democrat		40.45
05 = BALLOTS CAST - TOTAL	140,235		11 = VOTER TURNOUT - Republican		43.60
06 = BALLOTS CAST - Democrat	91,608	65.32	12 = VOTER TURNOUT - NONPARTISAN		18.47


(CONTINUED FROM PREVIOUS PAGE)

	01	02	03	04	05	06	07	08	09	10	11	12
4362	2879	1486	451	942	657	403	139	115	22.82	27.12	30.82	12.21
4363	4118	2468	458	1192	1484	1010	223	251	36.04	40.92	48.69	21.06
5029	512	274	117	121	222	131	56	35	43.36	47.81	47.86	28.93
5100	4106	1862	1159	1085	1266	656	461	149	30.83	35.23	39.78	13.73
5200	4577	1803	1452	1322	1305	577	537	191	28.51	32.00	36.98	14.45
5201	3360	1323	1153	884	1049	476	419	154	31.22	35.98	36.34	17.42
5301	1304	579	322	403	338	174	118	46	25.92	30.05	36.65	11.41
5401	267	121	111	35	131	64	57	10	49.06	52.89	51.35	28.57
5425	2546	1007	910	629	1039	495	419	125	40.81	49.16	46.04	19.87
5602	315	102	132	81	125	40	68	17	39.68	39.22	51.52	20.99
5604	2061	742	835	484	790	332	375	83	38.33	44.74	44.91	17.15
5605	133	62	42	29	48	26	19	3	36.09	41.94	45.24	10.34
5819	3535	1634	846	1055	988	527	326	135	27.95	32.25	38.53	12.80
5820	4026	1837	1167	1022	1313	662	481	170	32.61	36.04	41.22	16.63
5828	4470	1895	1278	1297	1217	597	434	186	27.23	31.50	33.96	14.34
5842	4617	1873	1662	1082	1812	822	770	220	39.25	43.89	46.33	20.33
5846	4632	1793	1728	1111	1492	664	665	163	32.21	37.03	38.48	14.67
5850	2240	936	615	689	595	299	232	64	26.56	31.94	37.72	9.29
5851	4109	1678	1379	1052	1420	665	575	180	34.56	39.63	41.70	17.11
5853	3507	1535	1128	844	1244	627	468	149	35.47	40.85	41.49	17.65
5855	4231	1785	1442	1004	1450	711	565	174	34.27	39.83	39.18	17.33
5861	2513	1093	731	689	736	388	255	93	29.29	35.50	34.88	13.50
5868	2756	1246	795	715	865	418	352	95	31.39	33.55	44.28	13.29
5870	3021	1469	692	860	813	449	255	109	26.91	30.57	36.85	12.67
5871	1780	915	318	547	426	255	94	77	23.93	27.87	29.56	14.08

City Council, Position No. 2 CITY OF GRESHAM	VOTES PERCENT				VOTES PERCENT	
	01	02	03	04		
Vote For 1						
01 = Josh Fuhrer			8,099	97.19	03 = OVER VOTES	0
02 = WRITE-IN			234	2.81	04 = UNDER VOTES	6,074
	01	02	03	04		
5602	15	1	0	18		
5604	1	0	0	1		
5819	607	20	0	361		
5820	776	19	0	518		
5828	712	20	0	485		
5842	971	34	0	807		
5846	811	20	0	661		
5850	331	13	0	251		
5851	810	16	0	594		
5853	702	29	0	513		
5855	790	19	0	641		
5861	411	10	0	315		
5868	443	16	0	406		
5870	457	13	0	343		
5871	262	4	0	160		

**Certificate**

I certify that the votes recorded on this abstract correctly summarize the tally of votes cast at the election indicated.

  
 \_\_\_\_\_  
 Tim Scott, Director of Elections  
 Multnomah County, Oregon

C. ssioner, Position 2 CITY OF PORTLAND

VOTES PERCENT

VOTES PERCENT

Vote For 1

- 01 = Jason Barbour
- 02 = Walt Nichols
- 03 = (TOY) Timothy O Youker
- 04 = Nick Fish

9	6.16		
20	13.70	05 = WRITE-IN	
2	1.37	06 = OVER VOTES	
114	78.08	07 = UNDER VOTES	

1	.68
0	
42	

-----  
 01 02 03 04 05 06 07  
 -----

0090 90	0	0	0	0	0	0	0
0091 91	0	7	0	56	0	0	19
0092 92	1	2	0	15	1	0	6
0093 93	4	7	1	35	0	0	11
0094 94	4	4	1	6	0	0	6
0095 95	0	0	0	2	0	0	0

CERTIFIED COPY OF THE ORIGINAL  
 SHERRY HALL, COUNTY CLERK

BY: *Sherry Hall*

				VOTES	PERCENT			VOTES	PERCENT
Commissioner, Position No. 2 CITY OF PORTLAND									
Vote For 1									
01 = Jason Barbour				5,884	6.07				
02 = Walt Nichols				9,829	10.14	05 = WRITE-IN		601	.62
03 = (TOY) Timothy O Youker				3,105	3.20	06 = OVER VOTES		32	
04 = Nick Fish				77,511	79.97	07 = UNDER VOTES		18,941	

	01	02	03	04	05	06	07
1013	43	72	10	1213	6	0	274
1017	40	42	12	702	3	2	136
1025	44	60	18	731	4	0	177
1045	6	10	0	115	1	0	24
1053	63	86	24	842	9	0	186
1103	79	92	27	789	10	2	179
1156	39	75	11	1162	3	0	238
1170	56	104	17	1486	8	0	301
1183	49	77	17	939	5	1	189
1205	68	128	31	1154	4	0	311
1211	41	74	18	638	8	0	171
1213	65	89	15	953	3	0	251
1222	81	143	41	1262	2	2	346
1224	50	101	32	1264	4	1	256
1226	28	58	7	830	8	0	181
1230	104	146	40	1304	10	0	398
1238	62	119	37	572	5	0	166
1240	41	39	10	586	7	1	146
1245	96	168	49	1208	8	0	368
1315	66	109	13	1169	12	1	241
1321	70	139	32	978	7	0	369
2002	95	148	54	797	8	1	197
2004	48	65	20	352	3	0	86
2026	62	69	23	530	5	0	142
2029	83	95	39	912	5	0	198
2077	100	147	51	1015	4	2	256
2086	87	98	32	936	10	0	210
2099	47	81	20	778	5	0	173
2100	97	143	47	1139	8	0	268
2114	60	88	36	1086	7	0	203
2143	74	129	38	625	5	0	208
3000	74	112	44	733	11	0	186
3002	56	113	41	937	4	0	188
3004	41	74	18	751	13	3	163
3008	50	77	35	975	11	0	220
3058	53	87	16	907	7	0	186
3097	37	50	19	1091	4	1	194
3113	74	109	18	1301	10	0	260
3128	54	123	40	1515	7	0	254
3144	42	87	26	1241	4	0	212
3151	47	64	17	903	6	0	153
3177	57	114	41	1154	14	1	280
3185	63	112	76	505	7	1	210
3193	73	96	23	1259	9	1	238
3240	92	138	39	1029	11	0	268
3248	51	88	24	790	5	0	176
3253	48	83	29	1259	5	0	260
3259	33	50	15	1385	2	0	237
3274	30	54	20	832	7	0	161
3290	62	131	21	1357	9	0	221
3297	60	76	24	506	3	0	126
3307	67	149	46	519	7	0	188
3311	79	135	54	498	5	0	203
3315	54	88	32	347	5	1	123

				VOTES	PERCENT			VOTES	PERCENT
Commissioner, Position No. 2 CITY OF PORTLAND									
Vote For 1									
01 = Jason Barbour				5,884	6.07				
02 = Walt Nichols				9,829	10.14	05 = WRITE-IN		601	.62
03 = (TOY) Timothy O Youker				3,105	3.20	06 = OVER VOTES		32	
04 = Nick Fish				77,511	79.97	07 = UNDER VOTES		18,941	

(CONTINUED FROM PREVIOUS PAGE)

	01	02	03	04	05	06	07
3322	58	121	39	487	5	1	187
3327	64	104	27	363	2	2	151
3329	94	190	74	747	10	0	269
3330	116	209	46	787	5	2	297
4022	40	62	23	773	10	0	125
4027	43	40	16	889	13	0	153
4041	52	78	19	1362	7	0	258
4049	54	63	20	1151	5	0	178
4065	62	92	27	1105	11	0	207
4106	40	51	10	842	12	0	132
4111	48	103	34	1180	7	2	251
4125	65	126	62	523	6	0	194
4131	46	88	38	807	3	0	160
4155	79	117	42	947	6	0	232
4167	66	96	19	1123	8	0	216
4178	64	103	51	598	6	0	133
4185	59	108	30	478	3	0	130
4202	81	139	45	602	5	1	169
4216	32	72	24	164	2	0	67
4242	79	106	24	962	5	0	192
4250	65	127	29	777	4	0	204
4254	56	103	26	840	8	0	176
4282	72	96	24	1187	3	0	330
4295	64	91	29	1305	9	1	239
4299	89	173	75	606	7	1	203
4309	75	142	40	403	7	0	201
4320	50	101	33	467	2	0	176
4333	81	174	60	644	7	0	233
4338	72	147	58	481	13	0	184
4339	100	158	57	543	7	1	168
4340	49	86	25	254	2	0	115
4344	64	101	55	376	3	0	154
4345	89	152	80	517	2	0	240
4350	104	214	69	583	11	0	205
4352	50	90	27	276	6	0	108
4359	48	89	35	276	1	0	146
4360	57	100	41	342	3	0	121
4361	88	185	54	493	7	0	180
4362	43	104	26	389	8	0	87
4363	85	124	53	1001	7	0	214

Certificate


I certify that the votes recorded on this abstract correctly summarize the tally of votes cast at the election indicated.




Tim Scott, Director of Elections  
 Multnomah County, Oregon



		VOTES	PERCENT			VOTES	PERCENT
City of Portland Commissioner Pos 2							
Vote for 1							
01 = Jason Barbour		23	13.07				
02 = Walt Nichols		16	9.09	05 = WRITE-IN		1	.57
03 = (TOY) Timothy O Youker		7	3.98	06 = OVER VOTES		0	
04 = Nick Fish		129	73.30	07 = UNDER VOTES		57	
-----							
		01	02	03	04	05	06 07
-----							
0331 331 PORTLAND/BARNES		0	0	0	2	0	0 0
0375 375 PORTLAND CITY		9	4	1	57	0	0 25
0391 391 PORTLAND CITY		4	6	3	29	0	0 16
0392 392 PORTLAND CITY COM 2		9	6	3	25	1	0 10
0441 441 PORTLAND CITY SOUTH		1	0	0	16	0	0 6



		VOTES PERCENT		VOTES PERCENT								
City of Portland Commissioner Pos 3												
Vote for 1												
01 = Rudy Soto	8	4.35	07 = Jesse Cornett	7	3.80							
02 = Dan Saltzman	109	59.24	08 = Michael J Courtney	13	7.07							
03 = Martha Perez	5	2.72	09 = Jason Renaud	2	1.09							
04 = Spencer Burton	6	3.26	10 = WRITE-IN	1	.54							
05 = Mary Volm	32	17.39	11 = OVER VOTES	0								
06 = Edward (Ed) Garren	1	.54	12 = UNDER VOTES	49								
-----												
	01	02	03	04	05	06	07	08	09	10	11	12
0331 331 PORTLAND/BARNES	0	2	0	0	0	0	0	0	0	0	0	0
0375 375 PORTLAND CITY	1	47	1	3	14	0	3	4	1	0	0	22
0391 391 PORTLAND CITY	4	25	1	1	9	1	0	5	0	0	0	12
0392 392 PORTLAND CITY COM 2	2	19	3	2	8	0	4	4	1	1	0	10
0441 441 PORTLAND CITY SOUTH	1	16	0	0	1	0	0	0	0	0	0	5



		VOTES	PERCENT			VOTES	PERCENT
Commissioner, Position No. 3 CITY OF PORTLAND							
Vote For 1							
01 = Rudy Soto		7,131	7.11	07 = Jesse Cornett		8,053	8.03
02 = Dan Saltzman		55,362	55.21	08 = Michael J Courtney		5,482	5.47
03 = Martha Perez		2,990	2.98	09 = Jason Renaud		1,299	1.30
04 = Spencer Burton		5,768	5.75	10 = WRITE-IN		316	.32
05 = Mary Volm		11,923	11.89	11 = OVER VOTES		168	
06 = Edward (Ed) Garren		1,950	1.94	12 = UNDER VOTES		15,461	

	01	02	03	04	05	06	07	08	09	10	11	12
1013	52	967	21	66	158	6	86	37	6	1	0	218
1017	48	476	22	59	86	21	76	13	6	3	1	126
1025	62	505	24	73	90	16	73	21	9	2	0	159
1045	10	82	6	7	16	6	2	6	1	0	0	20
1053	70	630	53	65	104	18	71	22	15	8	0	154
1103	71	569	41	65	110	19	74	24	33	4	2	166
1156	62	917	19	71	134	12	75	36	7	3	0	192
1170	82	1206	22	63	188	17	81	53	9	5	2	244
1183	78	704	20	54	143	8	58	37	18	3	0	154
1205	102	900	35	87	177	25	75	53	14	3	4	221
1211	51	485	19	35	109	22	55	25	6	1	0	142
1213	91	739	22	48	125	22	64	61	3	4	0	197
1222	112	965	38	72	184	28	104	89	10	2	2	271
1224	93	1035	22	58	154	18	70	49	22	3	0	184
1226	47	669	13	40	114	9	36	25	7	5	0	147
1230	103	1052	37	88	212	19	108	88	9	5	0	281
1238	57	436	18	45	126	17	39	82	16	2	1	122
1240	29	452	15	21	115	9	43	25	4	2	2	113
1245	148	902	33	87	228	28	84	100	17	7	1	262
1315	69	865	35	98	157	19	97	45	17	4	2	203
1321	101	770	31	75	166	13	64	75	11	1	2	286
2002	113	527	66	84	115	29	97	78	23	4	2	162
2004	55	229	43	31	49	15	38	32	7	3	2	70
2026	52	358	23	51	78	20	69	50	11	2	1	116
2029	107	611	51	70	128	31	109	32	22	6	5	160
2077	112	683	49	71	162	38	127	90	24	3	3	213
2086	109	594	55	71	130	26	127	48	8	2	4	199
2099	62	537	58	55	75	20	100	11	23	3	1	159
2100	129	811	32	87	156	44	152	59	10	2	0	220
2114	92	706	42	72	145	20	131	49	22	2	1	198
2143	65	460	37	39	150	72	48	53	5	1	2	147
3000	104	519	35	60	114	29	74	63	15	1	3	143
3002	85	618	36	80	130	23	114	68	14	4	0	167
3004	87	454	52	66	75	23	113	20	13	6	7	147
3008	81	670	42	68	128	23	99	54	11	4	6	182
3058	75	605	44	65	98	16	125	58	15	0	1	154
3097	78	734	38	59	108	22	145	23	18	4	3	164
3113	92	980	33	68	153	9	106	76	23	3	1	228
3128	98	1073	31	76	245	15	111	63	19	2	0	260
3144	72	938	27	47	185	12	65	39	17	1	0	209
3151	51	597	52	81	92	12	122	19	21	6	3	134
3177	94	800	34	57	174	22	117	81	17	4	0	261
3185	72	368	32	59	98	17	45	91	15	6	3	168
3193	100	872	58	64	153	21	122	57	26	5	2	219
3240	108	730	56	87	143	30	106	82	14	6	0	215
3248	76	528	27	60	120	33	82	35	7	2	2	162
3253	94	860	52	82	160	17	119	32	23	4	3	238
3259	63	987	30	57	172	19	121	32	21	0	2	218
3274	36	534	30	76	86	19	127	31	27	7	1	130
3290	73	981	19	82	258	14	113	54	15	8	1	183
3297	54	339	34	36	79	20	54	49	16	2	1	111
3307	63	399	18	57	134	21	48	88	10	4	0	134

Commissioner, Position No. 3 CITY OF PORTLAND				VOTES	PERCENT					VOTES	PERCENT	
Vote For 1												
01 = Rudy Soto				7,131	7.11	07 = Jesse Cornett					8,053	8.03
02 = Dan Saltzman				55,362	55.21	08 = Michael J Courtney					5,482	5.47
03 = Martha Perez				2,990	2.98	09 = Jason Renaud					1,299	1.30
04 = Spencer Burton				5,768	5.75	10 = WRITE-IN					316	.32
05 = Mary Volm				11,923	11.89	11 = OVER VOTES					168	
06 = Edward (Ed) Garren				1,950	1.94	12 = UNDER VOTES					15,461	

(CONTINUED FROM PREVIOUS PAGE)

	01	02	03	04	05	06	07	08	09	10	11	12
3311	79	379	28	32	99	30	54	94	11	3	3	162
3315	53	239	23	49	58	17	40	69	5	2	1	94
3322	66	364	21	27	106	12	55	85	10	3	3	146
3327	51	300	23	31	80	10	35	57	6	1	3	116
3329	103	528	36	59	146	35	75	168	11	6	4	213
3330	105	606	39	66	165	27	63	153	14	3	7	214
4022	63	458	47	62	92	20	147	14	22	3	1	104
4027	44	535	17	81	110	20	166	21	20	5	1	134
4041	89	883	39	80	198	28	183	32	26	7	1	210
4049	81	747	27	87	134	21	146	29	20	3	3	173
4065	103	727	39	71	158	20	145	32	16	3	2	188
4106	47	524	33	69	104	20	118	22	17	3	2	128
4111	83	823	26	74	218	25	105	59	14	2	2	194
4125	63	391	30	63	106	11	74	88	13	1	1	135
4131	60	580	25	72	128	12	85	40	16	3	1	120
4155	83	648	44	78	165	25	109	69	10	6	3	183
4167	80	725	35	99	169	15	171	43	10	4	1	176
4178	70	393	48	61	95	10	86	60	12	5	3	112
4185	60	320	16	63	80	20	84	47	5	0	0	113
4202	82	427	18	58	114	26	83	61	20	6	2	145
4216	30	104	15	23	35	10	28	42	4	3	0	67
4242	68	707	37	61	162	22	89	39	14	2	2	165
4250	82	566	18	61	139	10	99	55	11	5	2	158
4254	73	567	36	71	148	22	103	34	11	4	1	139
4282	85	927	21	61	205	4	98	51	11	0	0	249
4295	103	963	28	81	157	33	114	36	15	5	0	203
4299	98	437	38	55	115	23	112	112	19	7	0	138
4309	61	300	28	57	92	14	46	101	12	3	4	150
4320	66	381	17	39	95	13	24	57	8	1	2	126
4333	98	471	48	54	123	28	61	105	22	3	3	183
4338	65	322	26	55	100	41	77	100	8	10	5	146
4339	100	417	35	59	104	20	87	81	15	4	0	112
4340	35	191	20	32	47	18	33	57	7	2	2	87
4344	69	260	26	36	88	16	28	91	15	2	2	120
4345	83	341	29	71	119	32	55	134	14	1	2	199
4350	93	423	30	83	132	36	71	133	16	3	5	161
4352	40	224	23	30	46	11	34	54	7	3	6	79
4359	32	215	8	29	71	19	30	69	7	0	2	113
4360	51	236	21	44	64	20	51	62	12	3	1	99
4361	86	357	30	53	110	22	66	121	19	5	3	135
4362	45	263	18	43	84	19	45	53	8	4	0	75
4363	113	665	42	93	173	29	117	69	14	2	3	164

Certificate

I certify that the votes recorded on this abstract correctly summarize the tally of votes cast at the election indicated.



Tim Scott, Director of Elections  
 Multnomah County, Oregon

		VOTES	PERCENT			VOTES	PERCENT
Commissioner, Position 3 CITY OF PORTLAND							
Vote For 1							
01 = Rudy Soto		6	3.85	07 = Jesse Cornett		9	5.77
02 = Dan Saltzman		93	59.62	08 = Michael J Courtney		9	5.77
03 = Martha Perez		5	3.21	09 = Jason Renaud		1	.64
04 = Spencer Burton		2	1.28	10 = WRITE-IN		1	.64
05 = Mary Voim		27	17.31	11 = OVER VOTES		0	
06 = Edward (Ed) Garren		3	1.92	12 = UNDER VOTES		32	

	01	02	03	04	05	06	07	08	09	10	11	12
0090 90	0	0	0	0	0	0	0	0	0	0	0	0
0091 91	1	48	0	0	10	1	5	2	0	0	0	15
0092 92	0	14	1	1	3	0	0	3	0	1	0	2
0093 93	4	23	3	1	12	2	3	1	0	0	0	9
0094 94	1	6	1	0	2	0	1	3	1	0	0	6
0095 95	0	2	0	0	0	0	0	0	0	0	0	0

CERTIFIED COPY OF THE ORIGINAL  
 SHERRY HALL, COUNTY CLERK  
 BY: *Sherry Hall*

NUMBERED KEY CANVASS

RUN DATE:06/01/10 09:10 AM

Clackamas County  
Primary Election  
May 18, 2010

REPORT-EL52 PAGE 0126

At Large CITY OF PORTLAND  
Vote For 1  
01 = LaVonne Griffin-Valade  
02 = WRITE-IN

VOTES PERCENT

VOTES PERCENT

89 100.00  
0

03 = OVER VOTES  
04 = UNDER VOTES

0  
99

	01	02	03	04
0090 90	0	0	0	0
0091 91	34	0	0	48
0092 92	14	0	0	11
0093 93	32	0	0	26
0094 94	7	0	0	14
0095 95	2	0	0	0

CERTIFIED COPY OF THE ORIGINAL  
SHERRY HALL, COUNTY CLERK  
BY: *Sherry Hall*

	VOTES	PERCENT		VOTES	PERCENT
Auditor CITY OF PORTLAND					
Vote For 1					
01 = LaVonne Griffin-Valade	57,718	98.47	03 = OVER VOTES	0	
02 = WRITE-IN	896	1.53	04 = UNDER VOTES	57,289	

	01	02	03	04
1013	744	7	0	867
1017	494	8	0	435
1025	550	7	0	477
1045	84	0	0	72
1053	686	10	0	514
1103	646	8	0	524
1156	683	5	0	840
1170	936	10	0	1026
1183	661	6	0	610
1205	822	10	0	864
1211	461	7	0	482
1213	679	6	0	691
1222	945	7	0	925
1224	823	10	0	875
1226	495	6	0	611
1230	944	13	0	1045
1238	474	5	0	482
1240	390	4	0	436
1245	888	11	0	998
1315	865	12	0	734
1321	757	11	0	827
2002	711	15	0	574
2004	333	6	0	235
2026	447	8	0	376
2029	725	11	0	596
2077	812	11	0	752
2086	717	10	0	646
2099	539	11	0	554
2100	848	18	0	836
2114	722	9	0	749
2143	568	9	0	502
3000	630	9	0	521
3002	695	10	0	634
3004	557	8	0	498
3008	714	11	0	643
3058	604	8	0	644
3097	717	9	0	670
3113	869	13	0	890
3128	918	12	0	1063
3144	751	8	0	853
3151	598	14	0	578
3177	788	11	0	862
3185	476	8	0	490
3193	868	16	0	815
3240	752	12	0	813
3248	556	8	0	570
3253	855	4	0	825
3259	829	5	0	888
3274	522	12	0	570
3290	819	15	0	967
3297	401	4	0	390
3307	489	9	0	478
3311	487	8	0	479
3315	346	12	0	292
3322	491	9	0	398
3327	358	5	0	350

	VOTES	PERCENT		VOTES	PERCENT
Auditor CITY OF PORTLAND					
Vote For 1					
01 = LaVonne Griffin-Valade	57,718	98.47	03 = OVER VOTES	0	
02 = WRITE-IN	896	1.53	04 = UNDER VOTES	57,289	

(CONTINUED FROM PREVIOUS PAGE)

	01	02	03	04
3329	677	13	0	694
3330	779	6	0	677
4022	523	12	0	498
4027	556	6	0	592
4041	770	16	0	990
4049	677	8	0	786
4065	725	11	0	768
4106	536	9	0	542
4111	715	10	0	900
4125	498	10	0	468
4131	512	14	0	616
4155	676	10	0	737
4167	756	15	0	757
4178	477	9	0	469
4185	370	6	0	432
4202	548	13	0	481
4216	201	5	0	155
4242	714	6	0	648
4250	596	6	0	604
4254	617	9	0	583
4282	778	8	0	926
4295	869	11	0	858
4299	556	16	0	582
4309	464	7	0	397
4320	432	5	0	392
4333	647	13	0	539
4338	506	18	0	431
4339	541	12	0	481
4340	273	6	0	252
4344	396	9	0	348
4345	543	10	0	527
4350	690	11	0	485
4352	306	11	0	240
4359	259	5	0	331
4360	354	10	0	300
4361	523	17	0	467
4362	360	7	0	290
4363	759	15	0	710

Certificate

I certify that the votes recorded on this abstract correctly summarize the tally of votes cast at the election indicated.



Tim Scott, Director of Elections  
 Multnomah County, Oregon




Numbered Key Canvass  
RUN DATE:06/03/10 09:45 AM

Washington County  
Primary Election  
May 18, 2010  
Nonpartisan

Official  
REPORT-EL52 PAGE 0113

		VOTES	PERCENT			VOTES	PERCENT
City of Portland Auditor							
Vote for 1							
01 = LaVonne Griffin-Valade		124	98.41	03 = OVER VOTES		0	
02 = WRITE-IN		2	1.59	04 = UNDER VOTES		107	
		-----					
		01	02	03	04		
		-----					
0331	331 PORTLAND/BARNES	0	0	0	2		
0375	375 PORTLAND CITY	49	0	0	47		
0391	391 PORTLAND CITY	30	0	0	28		
0392	392 PORTLAND CITY COM 2	30	2	0	22		
0441	441 PORTLAND CITY SOUTH	15	0	0	8		



26-107 CITY OF MAYWOOD PARK

Vote For 1

01 = Yes

02 = No

VOTES PERCENT

171 78.08

48 21.92

03 = OVER VOTES

04 = UNDER VOTES

VOTES PERCENT

0

3

-----  
01 02 03 04  
-----

171 48 0 3

5029

### Certificate

I certify that the votes recorded on this abstract correctly summarize the tally of votes cast at the election indicated.



\_\_\_\_\_  
Tim Scott, Director of Elections  
Multnomah County, Oregon

RUN DATE:06/01/10 09:10 AM

C. ) President METRO  
Vote For 1  
01 = Bob Stacey  
02 = Rex Burkholder  
03 = Tom Hughes

VOTES PERCENT  
13,145 35.58 04 = WRITE-IN  
9,916 26.84 05 = OVER VOTES  
13,665 36.99 06 = UNDER VOTES

VOTES PERCENT  
214 .58  
3  
18,907

	01	02	03	04	05	06
0001 1	100	110	105	3	0	117
0002 2	111	88	133	2	0	128
0003 3	85	85	93	0	0	93
0005 5	76	74	68	5	0	96
0006 6	113	84	99	0	0	147
0007 7	193	176	203	6	0	308
0008 8	193	158	228	2	0	265
0009 9	104	92	131	2	0	179
0011 11	151	127	144	2	0	192
0012 12	192	149	218	2	0	273
0031 31	29	36	31	0	0	46
0032 32	49	33	47	1	0	48
0033 33	104	103	150	1	0	160
0034 34	116	100	113	1	1	174
0038 38	76	61	75	0	0	120
0039 39	114	80	123	1	0	147
0051 51	129	88	104	1	0	149
0053 53	94	59	82	1	0	116
0054 54	81	63	61	0	0	87
0056 56	101	56	59	1	0	87
0057 57	97	89	103	1	0	154
0058 58	82	63	89	0	0	134
0060 60	116	69	102	0	0	151
0062 62	133	78	103	4	0	115
0063 63	89	79	60	2	0	117
0064 64	89	85	91	4	0	137
0090 90	0	0	0	0	0	0
0091 91	32	8	22	1	0	19
0092 92	5	11	4	1	0	4
0093 93	16	16	11	1	0	14
0094 94	5	6	2	0	0	8
0095 95	0	2	0	0	0	0
0096 96	299	235	379	3	0	399
0097 97	29	29	32	0	0	56
0098 98	157	101	183	3	0	240
0130 130	248	168	278	3	0	431
0131 131	226	147	248	4	0	483
0132 132	216	151	209	4	0	384
0134 134	207	144	166	0	0	361
0135 135	140	100	125	3	0	230
0136 136	143	83	139	2	0	213
0138 138	228	123	184	2	0	354
0139 139	183	129	192	4	0	309
0140 140	77	62	74	1	0	126
0151 151	167	135	160	2	0	247
0152 152	142	66	111	0	0	207
0153 153	206	86	203	1	0	226
0154 154	149	93	143	1	0	212
0155 155	241	138	218	3	0	341
0157 157	90	63	88	0	1	133
0158 158	167	94	128	1	0	178
0159 159	148	95	163	1	0	217
0160 160	113	77	198	2	0	260
0162 162	164	112	185	2	0	233

		VOTES	PERCENT			VOTES	PERCENT
C.	11 President METRO						
	Vote For 1						
	01 = Bob Stacey	13,145	35.58	04 = WRITE-IN		214	.58
	02 = Rex Burkholder	9,916	26.84	05 = OVER VOTES		3	
	03 = Tom Hughes	13,665	36.99	06 = UNDER VOTES		18,907	

(CONTINUED FROM PREVIOUS PAGE)

	01	02	03	04	05	06
0163 163	206	98	175	0	0	273
0164 164	131	81	128	2	0	161
0165 165	141	90	144	1	0	195
0166 166	150	107	141	0	0	245
0167 167	138	83	125	2	0	163
0169 169	87	41	78	0	0	122
0170 170	2	2	1	0	0	2
0171 171	4	2	2	0	0	11
0201 201	114	110	142	3	0	173
0202 202	95	97	124	2	0	174
0203 203	137	154	164	0	0	258
0204 204	118	88	141	0	0	186
0205 205	68	76	86	3	0	121
0206 206	142	134	137	3	0	251
0251 251	0	0	0	0	0	1
0252 252	156	114	224	6	0	360
0300 300	80	55	66	1	0	109
0301 301	93	68	90	0	0	90
0302 302	51	47	67	0	0	57
0303 303	59	62	91	1	0	118
C 305	14	4	4	0	0	7
G. 306	14	6	17	0	0	24
0313 313	85	45	81	0	0	89
0326 326	96	57	120	3	0	160
0327 327	149	66	169	3	0	234
0328 328	5	1	11	0	0	16
0337 337	1	0	1	0	0	2
0390 390	121	90	158	1	0	189
0394 394	68	77	100	3	0	121
0401 401	114	100	161	4	0	178
0403 403	95	73	148	1	0	129
0405 405	81	74	135	3	0	144
0407 407	17	21	25	1	0	42
0411 411	166	89	135	2	0	191
0412 412	123	95	141	3	0	182
0413 413	43	44	60	3	0	95
0414 414	118	92	133	3	0	166
0422 422	84	66	107	4	0	108
0441 441	22	29	22	0	0	23
0442 442	82	83	105	3	0	134
0443 443	88	91	104	9	0	142
0444 444	27	13	24	0	0	44
0445 445	107	74	101	1	0	129
0446 446	74	46	55	5	0	68
0451 451	67	52	57	2	0	82
0452 452	33	39	42	0	0	41
0453 453	117	77	126	1	0	140
0454 454	156	129	173	1	0	199
0475 475	145	113	141	3	0	205
P 478	20	27	20	2	0	23
L 480	92	51	74	1	0	125
0481 481	142	137	150	3	0	171
0491 491	36	19	31	2	0	42
0503 503	106	101	114	0	0	162

NUMBERED KEY CANVASS

RUN DATE:06/01/10 09:10 AM

Clackamas County  
Primary Election  
May 18, 2010

REPORT-EL52 PAGE 0129

	VOTES	PERCENT		VOTES	PERCENT
01 President METRO					
Vote For 1					
01 = Bob Stacey	13,145	35.58	04 = WRITE-IN	214	.58
02 = Rex Burkholder	9,916	26.84	05 = OVER VOTES	3	
03 = Tom Hughes	13,665	36.99	06 = UNDER VOTES	18,907	

(CONTINUED FROM PREVIOUS PAGE)

	01	02	03	04	05	06
0505 505	111	86	127	3	0	142
0506 506	49	53	67	1	0	83
0507 507	106	79	62	3	0	103
0521 521	91	82	73	3	0	109
0522 522	93	47	51	0	1	97
0523 523	39	31	21	0	0	34
0525 525	99	97	83	2	0	140
0526 526	121	87	118	1	0	162
0530 530	96	92	103	2	0	130
0531 531	90	77	102	3	0	113
0532 532	75	53	68	3	0	114
0533 533	91	89	90	0	0	111
0538 538	103	62	80	0	0	112
0549 549	67	85	80	0	0	84
0550 550	98	108	158	2	0	178
0551 551	91	74	89	3	0	115
0552 552	94	64	93	2	0	139
0553 553	26	38	49	1	0	37
0555 555	157	129	139	4	0	188
0560 560	43	58	71	1	0	79
0561 561	12	10	8	0	0	8
0562 562	0	0	0	0	0	0
0563 563	71	56	81	2	0	93
0565 565	0	0	0	0	0	2
0568 568	25	10	21	0	0	29
0587 587	2	0	0	0	0	3

CERTIFIED COPY OF THE ORIGINAL  
SHERRY HALL, COUNTY CLERK  
BY: *Sherry Hall*

	VOTES	PERCENT		VOTES	PERCENT
Council President METRO, AT LARGE					
Vote For 1					
01 = Bob Stacey	40,656	37.89	04 = WRITE-IN	662	.62
02 = Rex Burkholder	32,797	30.57	05 = OVER VOTES	15	
03 = Tom Hughes	33,187	30.93	06 = UNDER VOTES	30,832	

	01	02	03	04	05	06
0156 156	11	5	11	0	0	10
0158 158	18	5	21	0	0	18
0543 543	2	0	4	0	0	1
0547 547	4	5	12	0	0	23
0548 548	0	3	0	0	0	3
0601 601	0	0	0	0	0	0
1013	552	369	387	1	0	309
1017	271	274	204	3	0	185
1025	294	248	276	1	0	215
1045	52	33	37	0	0	34
1053	326	321	319	6	0	238
1103	376	295	264	4	1	238
1156	505	273	429	3	0	318
1170	675	327	558	2	0	410
1183	376	287	366	5	0	243
1205	543	357	398	4	1	393
1211	268	216	247	5	0	214
1213	392	300	369	4	0	311
1222	509	391	513	4	0	460
1224	571	371	445	2	1	318
1226	351	246	260	2	0	253
1230	559	410	522	4	0	507
1238	237	214	278	3	0	229
1240	210	151	266	4	0	199
1245	496	407	523	9	0	462
1315	498	346	459	7	0	301
1321	373	313	494	6	0	409
1400	194	142	211	1	0	255
1500	86	74	63	1	0	54
1504	12	4	19	0	0	8
1507	54	38	34	1	0	49
1515	147	114	185	0	0	153
1546	152	90	180	2	0	175
2002	356	381	305	6	1	251
2004	179	142	131	2	0	120
2026	231	244	177	5	0	174
2029	365	398	301	5	0	263
2077	415	446	355	6	0	353
2086	364	421	280	2	0	306
2099	348	305	231	4	0	216
2100	468	450	416	5	0	363
2114	421	467	306	5	0	281
2143	289	250	282	1	0	257
3000	289	335	279	6	0	251
3002	384	363	314	3	0	275
3004	315	303	219	6	1	219
3008	374	399	295	7	0	293
3058	377	386	236	11	0	246
3097	425	439	264	5	1	262
3113	566	472	397	4	0	333
3128	597	551	443	3	0	399
3144	560	421	332	3	0	296
3151	418	356	222	4	0	190
3177	470	452	320	4	0	415
3185	206	229	240	12	0	287

	VOTES	PERCENT		VOTES	PERCENT
Council President METRO, AT LARGE					
Vote For 1					
01 = Bob Stacey	40,656	37.89	04 = WRITE-IN	662	.62
02 = Rex Burkholder	32,797	30.57	05 = OVER VOTES	15	
03 = Tom Hughes	33,187	30.93	06 = UNDER VOTES	30,832	

(CONTINUED FROM PREVIOUS PAGE)

	01	02	03	04	05	06
3193	511	450	358	15	1	364
3240	452	366	364	10	2	383
3248	348	314	295	5	0	262
3253	506	507	353	4	0	314
3259	550	576	293	2	0	301
3274	380	297	221	5	0	201
3290	638	442	371	4	1	345
3297	237	179	176	4	0	199
3307	253	192	276	5	0	250
3311	268	198	245	3	0	260
3315	174	173	150	10	0	143
3322	254	164	247	4	0	229
3327	203	144	178	4	1	183
3329	382	253	393	10	0	346
3330	430	281	378	5	0	368
4022	356	308	207	6	0	156
4027	465	312	187	5	0	185
4041	686	458	331	5	0	296
4049	557	353	284	4	0	273
4065	663	314	303	2	0	222
4106	383	304	220	2	0	178
4111	588	358	352	4	0	323
4125	278	214	233	9	0	242
4131	381	307	236	5	0	213
4155	442	324	329	9	1	318
4167	576	411	291	4	0	246
4178	300	230	225	5	0	195
4185	228	213	186	1	0	180
4202	309	270	245	6	0	212
4216	108	65	102	2	0	84
4242	449	344	303	1	0	271
4250	381	314	261	1	0	249
4254	421	296	249	4	1	238
4282	644	297	404	3	0	364
4295	594	406	373	4	0	361
4299	335	268	272	7	0	272
4309	220	174	246	10	0	218
4320	223	170	217	4	0	215
4333	335	291	279	5	0	289
4338	257	203	268	13	0	214
4339	284	244	274	11	0	221
4340	164	110	125	3	0	129
4344	195	174	194	9	0	181
4345	256	229	300	7	0	288
4350	320	255	360	12	0	239
4352	178	116	138	6	0	119
4359	156	134	152	1	0	152
4360	189	139	186	6	0	144
4361	283	219	265	12	0	228
4362	195	148	188	9	0	117
4363	486	379	320	6	0	293
5029	52	49	51	0	0	70
5100	314	252	352	10	0	338
5200	339	278	306	14	0	368
5201	225	261	267	17	0	279

	VOTES	PERCENT		VOTES	PERCENT
Council President METRO, AT LARGE					
Vote For 1					
01 = Bob Stacey	40,656	37.89	04 = WRITE-IN	662	.62
02 = Rex Burkholder	32,797	30.57	05 = OVER VOTES	15	
03 = Tom Hughes	33,187	30.93	06 = UNDER VOTES	30,832	

(CONTINUED FROM PREVIOUS PAGE)

	01	02	03	04	05	06
5301	74	83	81	4	1	95
5401	50	10	24	0	0	47
5425	39	20	55	1	0	49
5602	31	15	42	1	0	36
5604	129	86	172	8	0	178
5605	20	12	10	0	0	6
5819	243	248	241	8	0	248
5820	367	239	345	11	0	351
5828	284	264	326	10	0	333
5842	410	361	513	16	0	512
5846	292	343	384	17	0	456
5850	133	104	172	8	0	178
5851	314	317	336	9	0	444
5853	295	249	344	13	1	342
5855	343	287	397	7	0	416
5861	176	156	210	3	0	191
5868	211	163	231	7	0	253
5870	202	175	215	8	0	213
5871	111	99	101	4	0	111

Certificate

I certify that the votes recorded on this abstract correctly summarize the tally of votes cast at the election indicated.



Tim Scott, Director of Elections  
 Multnomah County, Oregon



Numbered Key Canvass  
 RUN DATE:06/03/10 09:45 AM

Washington County  
 Primary Election  
 May 18, 2010  
 Nonpartisan

Official  
 REPORT-EL52 PAGE 0119

	VOTES PERCENT						VOTES PERCENT	
Metro Council President								
Vote for 1								
01 = Bob Stacey	18,588	28.87	04 = WRITE-IN				419	.65
02 = Rex Burkholder	15,362	23.86	05 = OVER VOTES				12	
03 = Tom Hughes	30,014	46.62	06 = UNDER VOTES				24,764	
	01	02	03	04	05	06		
0302 302 KINNAMAN	135	111	233	2	0	147		
0303 303 WITCH HAZEL	13	9	28	0	0	8		
0304 304 BUTTERNUT	188	148	319	4	0	195		
0306 306 TANASBOURNE	48	35	70	0	0	44		
0307 307 WILLOW CREEK	93	79	362	1	1	112		
0309 309 HAWTHORNE FARMS	231	207	533	13	0	287		
0312 312 HAGG LAKE	2	2	14	0	0	2		
0313 313 HILLSBORO-UNINCORP	8	2	20	0	0	6		
0314 314 GLENCOE	0	0	0	0	0	0		
0318 318 MINTER BRIDGE	175	147	556	1	0	188		
0319 319 QUATAMA STREET	67	61	115	1	0	62		
0320 320 HAZELDALE	133	147	245	3	0	159		
0322 322 JACKTOWN	6	1	5	0	0	4		
0323 323 INDIAN HILLS	177	138	327	3	0	180		
0325 325 HILLSBORO-ISLANDS	0	0	0	0	0	0		
0327 327 BROWN MIDDLE SCHOOL	152	122	465	4	0	191		
0328 328 FARMINGTON VIEW	0	1	4	0	0	0		
0329 329 CENTURY SCHOOL	163	123	576	4	0	200		
0331 331 PORTLAND/BARNES	2	0	0	0	0	0		
0332 332 ORENCO STATION	148	127	523	1	0	173		
0333 333 JOHN OLSEN	110	85	166	5	0	156		
0335 335 JACKSON SCHOOL	153	123	765	9	0	240		
0336 336 FAIRGROUNDS	125	101	494	1	0	156		
0337 337 WALNUT ST	163	141	578	5	0	221		
0338 338 CORNELIUS	199	176	460	0	0	229		
0339 339 FOREST GROVE-EAST	103	84	204	6	0	135		
0340 340 FOREST GROVE-WEST	186	150	332	6	0	239		
0341 341 CORNELIUS-SCHEFFLIN	13	5	4	0	0	6		
0342 342 DAVID HILL RD	7	5	5	0	0	4		
0343 343 MOOBERRY	212	153	783	2	0	221		
0344 344 HILLSBORO CENTRAL	185	142	564	4	0	201		
0345 345 W/HILLSBORO UNINCORP	0	1	4	0	0	0		
0346 346 CORNELIUS/TUAL RIVER	21	4	35	0	0	6		
0348 348 LAKE OSWEGO	10	8	11	0	0	16		
0349 349 DIVISION STREET	152	147	203	6	0	141		
0350 350 FIR GROVE	372	272	549	6	0	393		
0351 351 ALOHA PARK	116	113	204	3	0	129		
0352 352 BEAVERTON-CENTER	42	44	49	1	0	29		
0353 353 WALKER ROAD-SOUTH	119	90	141	3	0	143		
0354 354 CHEHALEM SCHOOL	310	254	485	3	0	386		
0355 355 MEADOW PARK	231	196	257	3	0	253		
0356 356 ALOHA-WEST	105	101	164	5	1	130		
0357 357 HERITAGE PARK	99	103	166	2	0	125		
0358 358 SEMINOLE ESTATES	60	37	120	0	0	54		
0359 359 WATERHOUSE	111	96	175	4	0	136		
0360 360 PHEASANT LANE	135	157	241	10	0	141		
0361 361 MILLIKAN	77	68	96	2	0	81		
0362 362 CEDAR HILLS	340	296	432	6	1	412		
0363 363 BARNES RD	299	200	357	3	0	349		
0364 364 MCDANIEL RD	385	241	442	7	1	497		
0365 365 LEAHY RD	368	283	454	4	0	426		
0366 366 WEST TUALATIN VIEW	124	80	125	1	0	144		
0367 367 THOMPSON RD	227	171	354	6	0	332		

Numbered Key Canvass  
 RUN DATE:06/03/10 09:45 AM

Washington County  
 Primary Election  
 May 18, 2010  
 Nonpartisan

Official  
 REPORT-EL52 PAGE 0120

	VOTES	PERCENT		VOTES	PERCENT
Metro Council President					
Vote for 1					
01 = Bob Stacey	18,588	28.87	04 = WRITE-IN	419	.65
02 = Rex Burkholder	15,362	23.86	05 = OVER VOTES	12	
03 = Tom Hughes	30,014	46.62	06 = UNDER VOTES	24,764	

(CONTINUED FROM PREVIOUS PAGE)

	01	02	03	04	05	06
0368 368 SOMERSET	226	201	360	3	0	340
0369 369 COLUMBIA AVE	121	103	233	1	0	186
0370 370 ROCK CREEK	154	121	330	3	0	217
0371 371 OAK HILLS	203	129	321	1	0	250
0372 372 RIDGEWOOD SCHOOL	194	130	234	2	0	223
0374 374 JACOBSON RD	0	3	2	0	0	0
0375 375 PORTLAND CITY	24	24	17	0	0	31
0376 376 WESTVIEW	152	104	212	3	0	183
0377 377 BETHANY EAST	186	176	359	2	0	314
0378 378 CANYON LN	117	73	154	1	0	101
0379 379 HALL BLVD	285	245	308	6	0	308
0380 380 HIGHLAND PARK	209	175	291	2	0	281
0381 381 BEAVERTON/CENTER ST	170	141	213	1	0	180
0382 382 GREENWAY	226	217	270	6	0	243
0383 383 BEAVERTON-HILLSDALE	124	106	179	2	0	146
0384 384 GARDEN HOME	275	159	238	5	0	275
0385 385 PORTLAND GOLF CLUB	307	188	366	6	0	381
0386 386 RALEIGH PARK	398	307	481	6	0	486
0387 387 SUNSET CORRIDOR	36	40	55	2	0	54
0388 388 WHITFORD	17	14	15	0	0	28
0389 389 SEXTON MOUNTAIN	256	211	359	7	0	302
0390 390 SOUTHRIDGE	313	240	444	9	0	379
0391 391 PORTLAND CITY	18	15	12	0	0	13
0392 392 PORTLAND CITY COM 2	19	10	12	1	0	12
0393 393 MONTCLAIR	77	57	62	0	0	70
0394 394 CORNELIUS EAST	5	2	11	0	0	3
0395 395 MURRAY HILL	183	128	235	5	0	192
0396 396 DURHAM	79	65	99	1	0	147
0397 397 BULL MOUNTAIN	231	180	321	5	0	451
0398 398 COOPER MOUNTAIN	70	27	154	0	0	83
0399 399 METZGER	176	149	222	4	0	261
0400 400 WASHINGTON SQUARE	222	190	270	11	0	334
0401 401 MAYO STREET	183	167	171	4	0	187
0402 402 TIGARD/WALNUT ST	82	70	124	4	0	138
0403 403 TIGARD/GAARDE ST	329	274	469	14	0	583
0404 404 FOWLER SCHOOL	187	217	288	4	0	340
0405 405 TUALITY SCHOOL	409	366	487	12	0	655
0406 406 TIGARD CITY HALL	256	240	301	6	1	314
0407 407 NORTH BARNES	79	46	123	1	0	94
0408 408 SUMMERFIELD	527	434	513	8	1	833
0409 409 SUMMERLAKE-WEST	167	144	256	2	0	222
0410 410 BEEF BEND RD	123	116	183	1	1	193
0411 411 SCHOLLS HEIGHTS	129	99	163	0	0	164
0412 412 COOPER MT SCHOOL	127	116	218	3	0	177
0413 413 FISCHER/PACIFIC HWY	34	29	56	0	0	71
0414 414 BARROWS RD	61	63	99	2	0	100
0415 415 BEEF BEND/131ST	61	48	81	0	0	113
0416 416 SUMMERLAKE-EAST	116	98	187	2	1	142
0417 417 ELDORADO	125	120	124	0	0	174
0418 418 HART ROAD	33	23	41	0	0	40
0419 419 KING CITY	256	194	269	2	0	371
0420 420 TUALATIN CITY	265	233	342	12	0	612
0421 421 TRI-CITIES	2	0	0	0	0	7

Numbered Key Canvass  
 RUN DATE:06/03/10 09:45 AM


Washington County  
 Primary Election  
 May 18, 2010  
 Nonpartisan

Official  
 REPORT-EL52 PAGE 0121

	VOTES	PERCENT		VOTES	PERCENT
Metro Council President					
Vote for 1					
01 = Bob Stacey	18,588	28.87	04 = WRITE-IN	419	.65
02 = Rex Burkholder	15,362	23.86	05 = OVER VOTES	12	
03 = Tom Hughes	30,014	46.62	06 = UNDER VOTES	24,764	

(CONTINUED FROM PREVIOUS PAGE)

	01	02	03	04	05	06
0422 422 FG NORTH/UNINCORP	11	5	12	0	0	14
0423 423 TUALATIN-NORTH	207	203	238	6	0	395
0424 424 CENTRAL SHERWOOD CITY	299	246	363	6	0	368
0425 425 SHERWOOD-UNINCORP	8	6	15	0	0	10
0426 426 GRONER	3	5	16	0	0	9
0427 427 SCHOLLS	0	0	2	0	0	0
0428 428 TUALATIN-WEST	110	77	142	5	0	174
0429 429 MILLER HILL	108	104	183	6	0	132
0432 432 WILSONVILLE	10	12	16	1	0	9
0433 433 ED BYROM SCHOOL	169	182	241	2	1	413
0434 434 ERROL HASSELL	205	188	355	10	1	293
0435 435 SE SHERWOOD CITY	245	208	317	9	0	372
0436 436 TUALATIN CITY	196	112	240	5	0	354
0437 437 HAZELBROOK	7	7	3	0	0	9
0438 438 SE COUNTY	33	33	66	2	0	62
0439 439 PCC	4	4	3	0	0	17
0440 440 HILLSBORO-SOUTH	34	24	76	1	0	33
0441 441 PORTLAND CITY SOUTH	5	6	7	0	0	5
0442 442 KEMMER RD	46	50	108	2	0	73
0443 443 JENKINS/BASELINE	0	0	2	0	0	0
0444 444 SPRINGVILLE	106	96	192	5	0	172
0445 445 SCHOLLS HTS N	37	32	53	1	0	53
0446 446 LOMBARD	110	104	101	1	1	93
0447 447 BETHANY WEST	195	146	285	4	0	263
0448 448 CEDAR HILLS	14	20	18	1	0	13
0449 449 CANYON/217	9	5	9	0	0	9
0451 451 GRABHORN	30	34	66	1	0	43
0452 452 JOHNSON/185TH	154	112	230	6	0	177
0453 453 BASELINE/185TH	4	1	3	0	0	1
0454 454 BULL MT SPLIT	24	22	54	3	0	53
0455 455 S TIGARD/PACIFIC HWY	0	1	3	0	0	1
0456 456 FOREST GROVE-NORTH	5	4	14	2	0	7
0457 457 NW SHERWOOD CITY	103	121	152	8	0	173
0458 458 FOREST GROVE-WEST	170	152	494	3	1	305
0459 459 FOREST GROVE-SOUTH	173	188	404	3	0	269
0460 460 JOHN OLSEN WEST	73	83	117	2	0	90
0461 461 WATERHOUSE	157	155	266	2	0	207



NUMBERED KEY CANVASS

Clackamas County  
Primary Election  
May 18, 2010

REPORT-EL52 PAGE 0133

RUN DATE:06/01/10 09:10 AM

Cl For, METRO DISTRICT 1  
Vote For 1  
01 = Duke Shepard  
02 = Christopher Gorsek  
03 = Shirley R Craddick  
04 = Jeffery Reynolds

VOTES PERCENT

VOTES PERCENT

891 21.92  
226 5.56  
1,890 46.49  
1,039 25.56

05 = WRITE-IN  
06 = OVER VOTES  
07 = UNDER VOTES

19 .47  
0  
1,926

	01	02	03	04	05	06	07
0094 94	3	1	7	3	0	0	7
0096 96	169	43	469	227	2	0	405
0097 97	9	8	51	16	2	0	60
0098 98	97	19	247	83	3	0	235
0390 390	99	14	157	103	1	0	185
0394 394	46	12	116	72	0	0	123
0401 401	86	39	162	99	1	0	170
0403 403	76	17	128	103	0	0	122
0405 405	65	10	143	82	0	0	137
0407 407	14	3	26	21	2	0	40
0422 422	60	17	90	83	4	0	115
0443 443	71	21	128	77	1	0	136
0444 444	8	6	34	12	0	0	48
0445 445	38	6	56	23	1	0	68
0446 446	50	10	76	35	2	0	75

CERTIFIED COPY OF THE ORIGINAL  
SHERRY HALL COUNTY CLERK

BY:

		VOTES PERCENT		VOTES PERCENT		
Councilor METRO, 1st District						
Vote For 1						
01 = Duke Shepard		5,130	21.58			
02 = Christopher Gorsek		3,190	13.42	05 = WRITE-IN	158 .66	
03 = Shirley R Craddick		11,125	46.81	06 = OVER VOTES	7	
04 = Jeffery Reynolds		4,164	17.52	07 = UNDER VOTES	7,663	
		-----				
		01	02	03	04	05
		06	07			
		-----				
0543 543		2	1	3	0	0
0547 547		5	2	10	8	0
3000		62	30	104	32	2
3297		0	0	0	0	0
3307		173	107	301	118	5
3311		184	88	291	119	4
3315		148	75	185	80	7
3322		153	86	309	109	1
3329		244	107	294	162	2
3330		245	131	569	166	2
4309		151	81	290	128	4
4338		191	84	291	143	11
4344		20	16	25	15	1
4345		50	12	42	33	0
4350		251	136	372	170	3
4352		143	41	165	80	3
4359		108	71	183	72	3
4361		214	117	306	130	9
5029		45	18	56	29	0
5100		194	96	449	199	5
5200		181	200	409	176	11
5201		164	159	332	134	9
5301		51	34	116	57	1
5401		23	9	55	8	0
5425		21	22	36	35	1
5602		13	9	44	21	1
5604		82	48	190	102	3
5605		7	8	10	10	0
5819		140	117	381	123	2
5820		175	136	523	178	6
5828		173	120	481	156	6
5842		247	161	850	187	13
5846		191	137	571	211	10
5850		82	74	203	77	5
5851		213	124	546	177	1
5853		146	116	521	170	4
5855		189	147	592	174	6
5861		109	82	273	101	3
5868		137	71	306	116	5
5870		139	70	292	97	9
5871		64	47	149	61	0

Certificate

I certify that the votes recorded on this abstract correctly summarize the tally of votes cast at the election indicated.



Tim Scott, Director of Elections  
 Multnomah County, Oregon

NUMBERED KEY CANVASS

RUN DATE:06/01/10 09:10 AM

Clackamas County  
Primary Election  
May 18, 2010

REPORT-EL52 PAGE 0134

C. For, METRO DISTRICT 2

Vote For 1

01 = Carlotta Collette

02 = WRITE-IN

VOTES PERCENT

21,291 98.61  
301 1.39

03 = OVER VOTES  
04 = UNDER VOTES

VOTES PERCENT

1  
23,300

	01	02	03	04
0001 1	208	4	0	223
0002 2	211	5	0	246
0003 3	181	0	0	175
0005 5	166	5	0	148
0006 6	202	1	0	240
0007 7	418	6	0	462
0008 8	396	2	0	448
0009 9	229	5	0	274
0011 11	282	4	0	330
0012 12	390	6	0	438
0031 31	75	1	0	66
0032 32	87	5	0	86
0033 33	245	2	0	271
0034 34	233	3	0	269
0038 38	139	0	0	193
0039 39	229	8	0	228
0051 51	253	9	0	209
0053 53	193	4	0	155
0054 54	155	6	0	131
0056 56	159	3	0	142
0057 57	191	5	0	248
0058 58	167	0	0	201
0060 60	224	1	0	213
0062 62	211	8	0	214
0063 63	177	2	0	168
0064 64	205	4	0	197
0090 90	0	0	0	0
0091 91	34	3	0	45
0092 92	16	0	0	9
0093 93	31	1	0	26
0095 95	2	0	0	0
0097 97	0	0	0	0
0098 98	0	0	0	0
0130 130	506	2	0	620
0131 131	481	3	1	623
0132 132	439	8	0	517
0134 134	385	5	0	488
0135 135	276	3	0	319
0136 136	250	3	0	327
0138 138	384	7	0	500
0139 139	367	3	0	447
0140 140	177	1	0	162
0151 151	327	3	0	381
0152 152	211	3	0	312
0153 153	330	2	0	390
0154 154	294	2	0	302
0155 155	420	2	0	519
0157 157	163	3	0	209
0158 158	284	2	0	282
0159 159	270	6	0	348
0160 160	273	3	0	374
0162 162	321	2	0	373
0163 163	306	5	0	441
0164 164	242	4	0	257
0165 165	268	1	0	302

NUMBERED KEY CANVASS

Clackamas County  
Primary Election  
May 18, 2010

RUN DATE:06/01/10 09:10 AM

REPORT-EL52 PAGE 0135

Clackamas, METRO DISTRICT 2

Vote For 1

01 = Carlotta Collette

02 = WRITE-IN

VOTES PERCENT

21,291 98.61  
301 1.39

03 = OVER VOTES  
04 = UNDER VOTES

VOTES PERCENT

1  
23,300

(CONTINUED FROM PREVIOUS PAGE)

	01	02	03	04
0166 166	288	0	0	355
0167 167	271	1	0	239
0169 169	144	3	0	181
0170 170	5	0	0	2
0171 171	3	0	0	16
0251 251	0	0	0	1
0300 300	150	3	0	158
0301 301	179	2	0	160
0302 302	113	1	0	108
0303 303	71	2	0	95
0305 305	14	2	0	13
0306 306	26	0	0	35
0313 313	117	1	0	182
0326 326	154	8	0	234
0327 327	11	0	0	12
0328 328	19	0	0	14
0411 411	279	2	0	302
0412 412	268	7	0	269
0413 413	98	5	0	142
0414 414	253	4	0	255
0441 441	61	0	0	35
0442 442	203	4	0	200
0445 445	125	0	0	95
0451 451	151	1	0	108
0452 452	88	0	0	67
0453 453	233	3	0	225
0454 454	317	2	0	339
0475 475	269	5	0	333
0478 478	46	5	0	41
0480 480	173	0	0	170
0481 481	331	5	0	267
0491 491	70	4	0	56
0503 503	231	1	0	251
0505 505	219	6	0	244
0506 506	126	1	0	126
0507 507	184	4	0	165
0521 521	189	4	0	165
0522 522	162	2	0	125
0523 523	68	0	0	57
0525 525	200	5	0	216
0526 526	235	1	0	253
0530 530	208	3	0	212
0531 531	195	3	0	187
0532 532	140	0	0	173
0533 533	212	0	0	169
0538 538	173	3	0	181
0549 549	165	0	0	151
0550 550	273	5	0	266
0551 551	183	3	0	186
0552 552	177	1	0	214
0553 553	94	1	0	56
0555 555	303	5	0	309
0560 560	121	1	0	130
0561 561	20	0	0	18
0562 562	0	0	0	0

NUMBERED KEY CANVASS

RUN DATE:06/01/10 09:10 AM

Clackamas County  
Primary Election  
May 18, 2010

REPORT-EL52 PAGE 0136

Cc For, METRO DISTRICT 2

Vote For 1

01 = Carlotta Collette

02 = WRITE-IN

VOTES PERCENT

21,291 98.61  
301 1.39


03 = OVER VOTES  
04 = UNDER VOTES

VOTES PERCENT

1  
23,300

(CONTINUED FROM PREVIOUS PAGE)

	01	02	03	04
0563 563	159	6	0	138
0565 565	0	0	0	2
0568 568	38	0	0	47
0587 587	3	0	0	2

CERTIFIED COPY OF THE ORIGINAL  
SHERRY HALL, COUNTY CLERK  
BY: 



	VOTES PERCENT				VOTES PERCENT	
Councilor METRO, 2nd District						
Vote For 1						
01 = Carlotta Collette	2,840	98.85			1	
02 = WRITE-IN	33	1.15			2,957	
	03 = OVER VOTES					
	04 = UNDER VOTES					
	-----					
	01	02	03	04		
	-----					
0156 156	22	0	0	15		
1183	0	0	0	0		
1211	358	4	0	376		
1213	698	11	0	667		
1222	915	5	1	956		
1238	187	1	0	213		
1400	403	6	0	394		
1546	257	6	0	336		

Certificate

I certify that the votes recorded on this abstract correctly summarize the tally of votes cast at the election indicated.




---

Tim Scott, Director of Elections  
 Multnomah County, Oregon

Numbered Key Canvass  
 RUN DATE:06/03/10 09:45 AM

Washington County  
 Primary Election  
 May 18, 2010  
 Nonpartisan

Official  
 REPORT-EL52 PAGE 0122

Metro Councilor Dist 4		VOTES	PERCENT		VOTES	PERCENT
Vote for 1						
01 = John Verbeek		9,455	30.62			
02 = Kathryn Harrington		21,313	69.02	04 = OVER VOTES	8	
03 = WRITE IN		113	.37	05 = UNDER VOTES	11,992	

	01	02	03	04	05
0302 302 KINNAMAN	151	294	1	0	182
0303 303 WITCH HAZEL	15	32	0	0	11
0304 304 BUTTERNUT	213	409	2	0	230
0306 306 TANASBOURNE	37	107	1	0	52
0307 307 WILLOW CREEK	165	325	1	0	157
0309 309 HAWTHORNE FARMS	231	664	7	0	369
0312 312 HAGG LAKE	7	8	0	0	5
0313 313 HILLSBORO-UNINCORP	5	17	0	0	14
0314 314 GLENCOE	0	0	0	0	0
0318 318 MINTER BRIDGE	232	556	1	0	278
0319 319 QUATAMA STREET	80	148	3	0	75
0320 320 HAZELDALE	147	354	2	0	184
0322 322 JACKTOWN	6	5	0	0	5
0323 323 INDIAN HILLS	214	379	1	0	231
0327 327 BROWN MIDDLE SCHOOL	239	460	1	2	232
0328 328 FARMINGTON VIEW	1	4	0	0	0
0329 329 CENTURY SCHOOL	291	510	4	0	261
0331 331 PORTLAND/BARNES	0	2	0	0	0
0332 332 ORENCO STATION	201	539	1	0	231
0333 333 JOHN OLSEN	107	245	2	0	168
0335 335 JACKSON SCHOOL	301	618	4	1	366
0336 336 FAIRGROUNDS	213	449	4	0	211
0337 337 WALNUT ST	279	536	5	0	288
0338 338 CORNELIUS	276	546	3	1	238
0339 339 FOREST GROVE-EAST	116	264	2	0	150
0340 340 FOREST GROVE-WEST	228	434	5	0	246
0341 341 CORNELIUS-SCHEFFLIN	7	15	0	0	6
0342 342 DAVID HILL RD	6	9	0	0	6
0343 343 MOOBERRY	326	696	1	1	347
0344 344 HILLSBORO CENTRAL	257	551	6	1	281
0345 345 W/HILLSBORO UNINCORP	0	4	0	0	1
0346 346 CORNELIUS/TUAL RIVER	15	38	0	0	13
0351 351 ALOHA PARK	145	257	1	0	162
0355 355 MEADOW PARK	184	489	1	0	266
0356 356 ALOHA-WEST	130	219	5	1	151
0357 357 HERITAGE PARK	122	243	2	0	128
0358 358 SEMINOLE ESTATES	64	137	0	0	70
0359 359 WATERHOUSE	113	280	4	0	125
0360 360 PHEASANT LANE	131	374	4	1	174
0361 361 MILLIKAN	71	169	2	0	82
0362 362 CEDAR HILLS	267	757	6	0	457
0363 363 BARNES RD	241	623	3	0	341
0364 364 MCDANIEL RD	313	758	3	0	499
0365 365 LEAHY RD	268	801	5	0	461
0366 366 WEST TUALATIN VIEW	86	210	1	0	171
0367 367 THOMPSON RD	244	527	0	0	319
0368 368 SOMERSET	228	563	0	0	339
0369 369 COLUMBIA AVE	138	293	0	0	213
0370 370 ROCK CREEK	201	365	0	0	259
0371 371 OAK HILLS	173	500	1	0	230
0372 372 RIDGEWOOD SCHOOL	143	386	0	0	254
0374 374 JACOBSON RD	2	0	0	0	3
0375 375 PORTLAND CITY	0	7	0	0	6

Numbered Key Canvass  
 RUN DATE:06/03/10 09:45 AM


Washington County  
 Primary Election  
 May 18, 2010  
 Nonpartisan

Official  
 REPORT-EL52 PAGE 0123

	VOTES	PERCENT		VOTES	PERCENT
Metro Councilor Dist 4					
Vote for 1					
01 = John Verbeek	9,455	30.62			
02 = Kathryn Harrington	21,313	69.02	04 = OVER VOTES	8	
03 = WRITE-IN	113	.37	05 = UNDER VOTES	11,992	

(CONTINUED FROM PREVIOUS PAGE)

	01	02	03	04	05
0376 376 WESTVIEW	120	327	0	0	207
0377 377 BETHANY EAST	222	503	1	0	311
0378 378 CANYON LN	82	236	0	0	128
0387 387 SUNSET CORRIDOR	28	95	0	0	64
0394 394 CORNELIUS EAST	1	12	0	0	8
0407 407 NORTH BARNES	71	173	1	0	98
0422 422 FG NORTH/UNINCORP	13	16	0	0	13
0439 439 PCC	1	12	0	0	15
0440 440 HILLSBORO-SOUTH	44	89	1	0	34
0444 444 SPRINGVILLE	137	255	2	0	177
0447 447 BETHANY WEST	165	451	1	0	276
0448 448 CEDAR HILLS	0	0	0	0	0
0452 452 JOHNSON/185TH	171	307	4	0	197
0453 453 BASELINE/185TH	6	3	0	0	0
0456 456 FOREST GROVE-NORTH	7	12	2	0	11
0458 458 FOREST GROVE-WEST	284	517	3	0	321
0459 459 FOREST GROVE-SOUTH	233	517	1	0	286
0460 460 JOHN OLSEN WEST	75	184	1	0	105
0461 461 WATERHOUSE	165	428	1	0	193



Ac for METRO  
Vote For 1  
01 = Suzanne Flynn  
02 = WRITE-IN

VOTES PERCENT

26,832 99.11  
242 .89

03 = OVER VOTES  
04 = UNDER VOTES

VOTES PERCENT

2  
28,774

	01	02	03	04
0001 1	212	4	0	219
0002 2	223	3	0	236
0003 3	199	0	0	157
0005 5	173	3	0	143
0006 6	205	1	0	237
0007 7	438	6	0	442
0008 8	420	2	0	424
0009 9	231	5	0	272
0011 11	290	3	0	323
0012 12	408	6	0	420
0031 31	77	1	0	64
0032 32	91	3	0	84
0033 33	253	2	0	263
0034 34	245	2	0	258
0038 38	143	0	0	189
0039 39	238	6	0	221
0051 51	243	6	0	222
0053 53	179	1	0	172
0054 54	152	2	0	138
0056 56	160	2	0	142
0057 57	194	1	0	249
0058 58	158	1	0	209
0060 60	210	0	0	228
0062 62	208	5	0	220
0063 63	164	2	0	181
0064 64	202	4	0	200
0090 90	0	0	0	0
0091 91	36	0	0	46
0092 92	14	1	0	10
0093 93	32	0	0	26
0094 94	8	0	0	13
0095 95	2	0	0	0
0096 96	636	5	0	674
0097 97	61	0	0	85
0098 98	316	2	0	366
0130 130	520	1	0	607
0131 131	496	4	0	608
0132 132	457	3	0	504
0134 134	384	3	0	491
0135 135	278	1	0	319
0136 136	251	1	0	328
0138 138	399	3	0	489
0139 139	380	1	0	436
0140 140	178	1	0	161
0151 151	329	1	0	381
0152 152	220	1	0	305
0153 153	336	3	0	383
0154 154	295	2	0	301
0155 155	425	2	0	514
0157 157	166	3	0	206
0158 158	284	2	0	282
0159 159	270	3	0	351
0160 160	279	1	0	370
0162 162	321	2	0	373
0163 163	323	0	0	429

NUMBERED KEY CANVASS

RUN DATE:06/01/10 09:10 AM

Clackamas County  
Primary Election  
May 18, 2010

REPORT-EL52 PAGE 0131

	VOTES	PERCENT		VOTES	PERCENT
A. Jr METRO					
Vote For 1					
01 = Suzanne Flynn	26,832	99.11	03 = OVER VOTES	2	
02 = WRITE-IN	242	.89	04 = UNDER VOTES	28,774	

(CONTINUED FROM PREVIOUS PAGE)

	01	02	03	04
0164 164	244	5	0	254
0165 165	282	2	0	287
0166 166	294	1	0	348
0167 167	266	2	0	243
0169 169	146	2	0	180
0170 170	5	0	0	2
0171 171	3	0	0	16
0201 201	280	3	0	259
0202 202	252	2	0	238
0203 203	330	0	0	383
0204 204	259	2	0	272
0205 205	174	2	0	178
0206 206	349	5	0	313
0251 251	0	0	0	1
0252 252	383	3	0	474
0300 300	154	1	0	156
0301 301	187	0	0	154
0302 302	121	0	0	101
0303 303	156	1	1	173
0305 305	14	0	0	15
0306 306	27	0	0	34
0313	116	0	0	184
0326	169	3	0	264
0327 327	259	3	0	359
0328 328	18	0	0	15
0337 337	2	0	0	2
0390 390	204	4	0	351
0394 394	145	2	0	222
0401 401	242	1	0	314
0403 403	208	0	0	238
0405 405	201	1	0	235
0407 407	53	2	0	51
0411 411	287	0	0	296
0412 412	280	2	0	262
0413 413	107	3	0	135
0414 414	265	3	0	244
0422 422	186	3	0	180
0441 441	61	0	0	35
0442 442	199	4	0	204
0443 443	211	5	0	218
0444 444	40	0	0	68
0445 445	233	0	0	179
0446 446	136	2	0	110
0451 451	155	3	0	102
0452 452	89	0	0	66
0453 453	237	1	1	222
0454 454	330	1	0	327
0475 475	270	1	0	336
0478 478	52	4	0	36
0480 480	176	0	0	167
0481	343	3	0	257
0491	74	3	0	53
0503 503	230	2	0	251
0505 505	227	4	0	238
0506 506	128	1	0	124

NUMBERED KEY CANVASS

Clackamas County  
Primary Election  
May 18, 2010

RUN DATE:06/01/10 09:10 AM


REPORT:EL52 PAGE 0132

	VOTES	PERCENT		VOTES	PERCENT
A. For METRO					
Vote For 1					
01 = Suzanne Flynn	26,832	99.11	03 = OVER VOTES	2	
02 = WRITE-IN	242	.89	04 = UNDER VOTES	28,774	

(CONTINUED FROM PREVIOUS PAGE)

	01	02	03	04
0507 507	175	4	0	174
0521 521	193	3	0	162
0522 522	163	1	0	125
0523 523	75	0	0	50
0525 525	206	3	0	212
0526 526	243	0	0	246
0530 530	215	2	0	206
0531 531	201	3	0	181
0532 532	145	0	0	168
0533 533	206	0	0	175
0538 538	185	1	0	171
0549 549	168	0	0	148
0550 550	277	2	0	265
0551 551	184	2	0	186
0552 552	184	1	0	207
0553 553	95	1	0	55
0555 555	301	3	0	313
0560 560	121	1	0	130
0561 561	21	0	0	17
0562 562	0	0	0	0
0563 563	162	6	0	135
0565 565	0	0	0	2
0568 568	38	0	0	47
0587 587	3	0	0	2

CERTIFIED COPY OF THE ORIGINAL  
SHERRY HALL, COUNTY CLERK

BY: 

	VOTES	PERCENT		VOTES	PERCENT
Auditor METRO, AT LARGE					
Vote For 1					
01 = Suzanne Flynn	68,328	98.51	03 = OVER VOTES	3	
02 = WRITE-IN	1,031	1.49	04 = UNDER VOTES	68,787	

	01	02	03	04
0156 156	19	0	0	18
0158 158	26	0	0	36
0543 543	5	0	0	2
0547 547	11	0	0	33
0548 548	3	0	0	3
0601 601	0	0	0	0
1013	745	7	0	866
1017	484	3	0	450
1025	534	10	0	490
1045	85	0	0	71
1053	657	4	0	549
1103	656	7	0	515
1156	676	6	0	846
1170	920	10	0	1042
1183	682	6	0	589
1205	808	5	0	883
1211	453	5	0	492
1213	701	9	0	666
1222	923	8	0	946
1224	796	13	0	899
1226	516	3	0	593
1230	918	9	0	1075
1238	495	5	0	461
1240	392	4	0	434
1245	890	12	0	995
1315	851	8	1	751
1321	760	10	0	825
1400	407	1	0	395
1500	117	2	0	159
1504	17	0	0	26
1507	69	0	0	107
1515	261	1	0	337
1546	258	1	0	340
2002	711	15	0	574
2004	336	4	0	234
2026	433	3	0	395
2029	723	11	0	598
2077	777	19	0	779
2086	711	12	0	650
2099	532	7	0	565
2100	810	14	0	878
2114	700	9	0	771
2143	544	6	0	529
3000	620	13	0	527
3002	694	8	0	637
3004	556	10	0	497
3008	690	13	0	665
3058	610	11	0	635
3097	700	8	0	688
3113	845	10	0	917
3128	882	12	0	1099
3144	717	12	0	883
3151	575	8	0	607
3177	781	9	0	871
3185	456	7	0	511
3193	868	18	0	813

	VOTES	PERCENT		VOTES	PERCENT
Auditor METRO, AT LARGE					
Vote For 1					
01 = Suzanne Flynn	68,328	98.51	03 = OVER VOTES	3	
02 = WRITE-IN	1,031	1.49	04 = UNDER VOTES	68,787	

(CONTINUED FROM PREVIOUS PAGE)

	01	02	03	04
3240	757	12	0	808
3248	561	10	0	563
3253	842	5	0	837
3259	823	9	0	890
3274	529	11	0	564
3290	843	9	0	949
3297	387	5	0	403
3307	494	9	0	473
3311	470	7	0	497
3315	343	10	0	297
3322	456	8	0	434
3327	343	8	0	362
3329	650	17	0	717
3330	737	7	0	718
4022	519	12	0	502
4027	562	4	0	588
4041	799	15	0	962
4049	683	8	0	780
4065	735	9	0	760
4106	541	6	0	540
4111	744	5	0	876
4125	514	8	0	454
4131	537	9	0	596
4155	688	7	0	728
4167	748	14	0	766
4178	493	10	0	452
4185	395	7	0	406
4202	561	15	1	465
4216	195	5	0	161
4242	708	10	0	650
4250	593	7	0	606
4254	619	7	0	583
4282	784	7	0	921
4295	874	10	0	854
4299	583	19	0	552
4309	455	7	0	406
4320	424	1	0	404
4333	644	12	0	543
4338	491	14	0	450
4339	526	15	0	493
4340	279	6	0	246
4344	407	7	0	339
4345	535	10	0	535
4350	694	13	0	479
4352	288	10	0	259
4359	261	1	0	333
4360	343	7	0	314
4361	507	18	0	482
4362	355	8	0	294
4363	757	13	0	714
5029	101	0	0	121
5100	632	12	0	622
5200	643	15	0	647
5201	531	13	0	505
5301	174	3	1	160
5401	55	0	0	76



	VOTES	PERCENT		VOTES	PERCENT
Auditor METRO, AT LARGE					
Vote For 1					
01 = Suzanne Flynn	68,328	98.51	03 = OVER VOTES	3	
02 = WRITE-IN	1,031	1.49	04 = UNDER VOTES	68,787	

(CONTINUED FROM PREVIOUS PAGE)

	01	02	03	04
5425	55	1	0	108
5602	50	1	0	74
5604	237	5	0	331
5605	24	0	0	24
5819	554	6	0	428
5820	707	12	0	594
5828	650	11	0	556
5842	864	21	0	927
5846	752	10	0	730
5850	292	4	0	299
5851	716	7	0	697
5853	644	17	0	583
5855	705	11	0	734
5861	383	8	0	345
5868	401	8	0	456
5870	423	10	0	380
5871	253	5	0	168

Certificate

I certify that the votes recorded on this abstract correctly summarize the tally of votes cast at the election indicated.



\_\_\_\_\_  
 Tim Scott, Director of Elections  
 Multnomah County, Oregon

Numbered Key Canvass  
 RUN DATE:06/03/10 09:45 AM

Washington County  
 Primary Election  
 May 18, 2010  
 Nonpartisan

Official  
 REPORT-EL52 PAGE 0116

Metro Auditor				VOTES PERCENT		VOTES PERCENT
Vote for 1						
01 = Suzanne Flynn	46,459	98.83		03 = OVER VOTES		1
02 = WRITE-IN	548	1.17		04 = UNDER VOTES		42,151

	01	02	03	04
0302 302 KINNAMAN	328	3	0	297
0303 303 WITCH HAZEL	35	1	0	22
0304 304 BUTTERNUT	439	5	0	410
0306 306 TANASBOURNE	124	2	0	71
0307 307 WILLOW CREEK	367	4	0	277
0309 309 HAWTHORNE FARMS	701	5	0	565
0312 312 HAGG LAKE	10	0	0	10
0313 313 HILLSBORO-UNINCORP	10	0	0	26
0314 314 GLENCOE	0	0	0	0
0318 318 MINTER BRIDGE	604	3	0	460
0319 319 QUATAMA STREET	190	2	0	114
0320 320 HAZELDALE	365	5	0	317
0322 322 JACKTOWN	8	0	0	8
0323 323 INDIAN HILLS	463	5	0	357
0325 325 HILLSBORO-ISLANDS	0	0	0	0
0327 327 BROWN MIDDLE SCHOOL	546	9	0	379
0328 328 FARMINGTON VIEW	4	0	0	1
0329 329 CENTURY SCHOOL	584	8	0	474
0331 331 PORTLAND/BARNES	0	0	0	2
0332 332 ORENCO STATION	549	7	0	416
0333 333 JOHN OLSEN	300	3	0	219
0335 335 JACKSON SCHOOL	661	9	0	620
0336 336 FAIRGROUNDS	466	8	0	403
0337 337 WALNUT ST	599	9	0	500
0338 338 CORNELIUS	569	4	0	491
0339 339 FOREST GROVE-EAST	314	3	0	215
0340 340 FOREST GROVE-WEST	494	4	0	415
0341 341 CORNELIUS-SCHEFFLIN	20	0	0	8
0342 342 DAVID HILL RD	10	0	0	11
0343 343 MOOBERRY	746	4	0	621
0344 344 HILLSBORO CENTRAL	573	11	0	512
0345 345 W/HILLSBORO UNINCORP	4	0	0	1
0346 346 CORNELIUS/TUAL RIVER	34	2	0	30
0348 348 LAKE OSWEGO	26	0	0	19
0349 349 DIVISION STREET	378	6	0	265
0350 350 FIR GROVE	830	9	0	753
0351 351 ALOHA PARK	303	4	0	258
0352 352 BEAVERTON-CENTER	120	1	0	44
0353 353 WALKER ROAD-SOUTH	273	2	0	221
0354 354 CHEHALEM SCHOOL	716	8	0	714
0355 355 MEADOW PARK	520	8	0	412
0356 356 ALOHA-WEST	245	10	0	251
0357 357 HERITAGE PARK	299	4	0	192
0358 358 SEMINOLE ESTATES	157	2	0	112
0359 359 WATERHOUSE	287	6	0	229
0360 360 PHEASANT LANE	397	6	0	281
0361 361 MILLIKAN	193	3	0	128
0362 362 CEDAR HILLS	796	7	1	683
0363 363 BARNES RD	641	6	0	561
0364 364 MCDANIEL RD	742	8	0	823
0365 365 LEAHY RD	728	10	0	797
0366 366 WEST TUALATIN VIEW	228	0	0	246
0367 367 THOMPSON RD	572	7	0	511
0368 368 SOMERSET	572	13	0	545

Numbered Key Canvass  
 RUN DATE:06/03/10 09:45 AM

Washington County  
 Primary Election  
 May 18, 2010  
 Nonpartisan

Official  
 REPORT-EL52 PAGE 0117

	VOTES	PERCENT		VOTES	PERCENT
Metro Auditor					
Vote for 1					
01 = Suzanne Flynn	46,459	98.83	03 = OVER VOTES	1	
02 = WRITE-IN	548	1.17	04 = UNDER VOTES	42,151	

(CONTINUED FROM PREVIOUS PAGE)

	01	02	03	04
0369 369 COLUMBIA AVE	310	8	0	326
0370 370 ROCK CREEK	425	2	0	398
0371 371 OAK HILLS	484	2	0	418
0372 372 RIDGEWOOD SCHOOL	409	1	0	373
0374 374 JACOBSON RD	3	0	0	2
0375 375 PORTLAND CITY	47	0	0	49
0376 376 WESTVIEW	345	4	0	305
0377 377 BETHANY EAST	503	6	0	528
0378 378 CANYON LN	219	2	0	225
0379 379 HALL BLVD	597	11	0	544
0380 380 HIGHLAND PARK	476	5	0	477
0381 381 BEAVERTON/CENTER ST	392	3	0	310
0382 382 GREENWAY	535	5	0	422
0383 383 BEAVERTON-HILLSDALE	267	4	0	286
0384 384 GARDEN HOME	467	5	0	480
0385 385 PORTLAND GOLF CLUB	658	5	0	585
0386 386 RALEIGH PARK	795	7	0	876
0387 387 SUNSET CORRIDOR	105	1	0	81
0388 388 WHITFORD	40	0	0	34
0389 389 SEXTON MOUNTAIN	594	8	0	533
0390 390 SOUTHRIDGE	697	9	0	679
0391 391 PORTLAND CITY	30	0	0	28
0392 392 PORTLAND CITY COM 2	32	1	0	21
0393 393 MONTCLAIR	114	3	0	149
0394 394 CORNELIUS EAST	11	0	0	10
0395 395 MURRAY HILL	403	7	0	333
0396 396 DURHAM	197	1	0	193
0397 397 BULL MOUNTAIN	523	10	0	655
0398 398 COOPER MOUNTAIN	134	1	0	199
0399 399 METZGER	397	7	0	408
0400 400 WASHINGTON SQUARE	485	11	0	531
0401 401 MAYO STREET	348	4	0	360
0402 402 TIGARD/WALNUT ST	207	4	0	207
0403 403 TIGARD/GAARDE ST	808	9	0	852
0404 404 FOWLER SCHOOL	510	1	0	525
0405 405 TWALITY SCHOOL	953	9	0	967
0406 406 TIGARD CITY HALL	628	12	0	478
0407 407 NORTH BARNES	170	1	0	172
0408 408 SUMMERFIELD	1167	4	0	1145
0409 409 SUMMERLAKE-WEST	420	0	0	371
0410 410 BEEF BEND RD	309	3	0	305
0411 411 SCHOLLS HEIGHTS	303	2	0	250
0412 412 COOPER MT SCHOOL	317	6	0	318
0413 413 FISCHER/PACIFIC HWY	103	1	0	86
0414 414 BARROWS RD	157	3	0	165
0415 415 BEEF BEND/131ST	155	0	0	148
0416 416 SUMMERLAKE-EAST	293	2	0	251
0417 417 ELDORADO	306	0	0	237
0418 418 HART ROAD	76	0	0	61
0419 419 KING CITY	617	3	0	472
0420 420 TUALATIN CITY	686	12	0	766
0421 421 TRI-CITIES	3	0	0	6
0422 422 FG NORTH/UNINCORP	17	0	0	25
0423 423 TUALATIN-NORTH	530	11	0	508

Numbered Key Canvass  
 RUN DATE:06/03/10 09:45 AM


Washington County  
 Primary Election  
 May 18, 2010  
 Nonpartisan

Official  
 REPORT-EL52 PAGE 0118

	VOTES	PERCENT		VOTES	PERCENT
Metro Auditor					
Vote for 1					
01 = Suzanne Flynn	46,459	98.83	03 = OVER VOTES	1	
02 = WRITE-IN	548	1.17	04 = UNDER VOTES	42,151	

(CONTINUED FROM PREVIOUS PAGE)

	01	02	03	04
0424 424 CENTRAL SHERWOOD CITY	696	8	0	578
0425 425 SHERWOOD-UNINCORP	15	0	0	24
0426 426 GRONER	19	0	0	14
0427 427 SCHOLLS	1	1	0	0
0428 428 TUALATIN-WEST	282	5	0	221
0429 429 MILLER HILL	274	6	0	253
0432 432 WILSONVILLE	33	1	0	14
0433 433 ED BYROM SCHOOL	482	3	0	523
0434 434 ERROL HASSELL	515	13	0	524
0435 435 SE SHERWOOD CITY	584	7	0	560
0436 436 TUALATIN CITY	448	6	0	453
0437 437 HAZELBROOK	10	1	0	15
0438 438 SE COUNTY	94	3	0	99
0439 439 PCC	11	0	0	17
0440 440 HILLSBORO-SOUTH	111	0	0	57
0441 441 PORTLAND CITY SOUTH	15	0	0	8
0442 442 KEMMER RD	149	0	0	130
0443 443 JENKINS/BASELINE	2	0	0	0
0444 444 SPRINGVILLE	294	7	0	270
0445 445 SCHOLLS HTS N	99	0	0	77
0446 446 LOMBARD	247	1	0	162
0447 447 BETHANY WEST	493	2	0	398
0448 448 CEDAR HILLS	42	1	0	23
0449 449 CANYON/217	20	0	0	12
0451 451 GRABHORN	104	0	0	70
0452 452 JOHNSON/185TH	387	8	0	284
0453 453 BASELINE/185TH	7	0	0	2
0454 454 BULL MT SPLIT	81	1	0	74
0455 455 S TIGARD/PACIFIC HWY	4	0	0	1
0456 456 FOREST GROVE-NORTH	18	2	0	12
0457 457 NW SHERWOOD CITY	306	2	0	249
0458 458 FOREST GROVE-WEST	497	11	0	617
0459 459 FOREST GROVE-SOUTH	562	2	0	473
0460 460 JOHN OLSEN WEST	219	1	0	145
0461 461 WATERHOUSE	421	4	0	362





OREGON


ELIZABETH E. HUSER  
County Clerk of Columbia County  
Courthouse, 230 Strand St., St. Helens, Oregon 97051-2041  
Telephone: (503) 397-3796  
(503) 397-7214 - Elections

---

Recording, Dog Control, Elections, Board of Equalization

I certify that the votes recorded on the following abstract correctly summarize the tally of votes cast at the Primary Election held on Tuesday, May 18, 2010.

Dated this 2nd day of June, 2010.

  
\_\_\_\_\_  
Elizabeth E. Huser  
Columbia County Clerk

WITH 1 OF 1 PRECINCTS REPORTING

26-106 SAUVIE ISLAND RFPD #30 JT

VOTES PERCENT

VOTES PERCENT

Vote For 1

01 = Yes

02 = No

13 86.67

2 13.33

03 = OVER VOTES

04 = UNDER VOTES

0

2

-----  
01 02 03 04

-----  
13 2 0 2

0039 39

		VOTES PERCENT		VOTES PERCENT	
26-106 RURAL FIRE PROTECTION DISTRICT #30					
Vote For 1					
01 = Yes		293	85.67	03 = OVER VOTES	0
02 = No		49	14.33	04 = UNDER VOTES	17
		-----			
	01 02 03 04				
		-----			
1505		293	49	0	17

---

Certificate

I certify that the votes recorded on this abstract correctly summarize the tally of votes cast at the election indicated.



\_\_\_\_\_  
Tim Scott, Director of Elections  
Multnomah County, Oregon