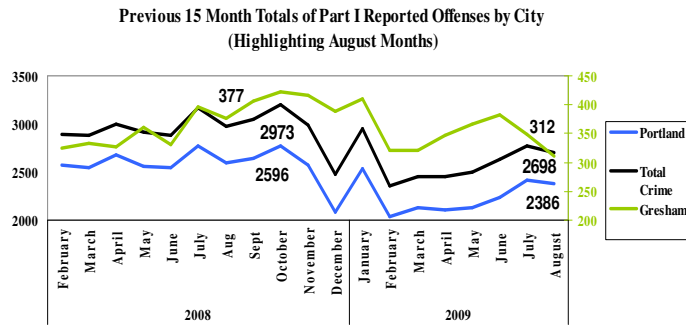


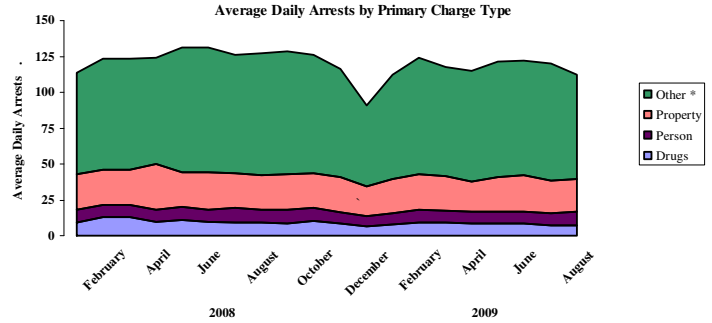
# SAFETY PRIORITY BRIEF: AUGUST 2009

## Multnomah County: Reported Index Offenses



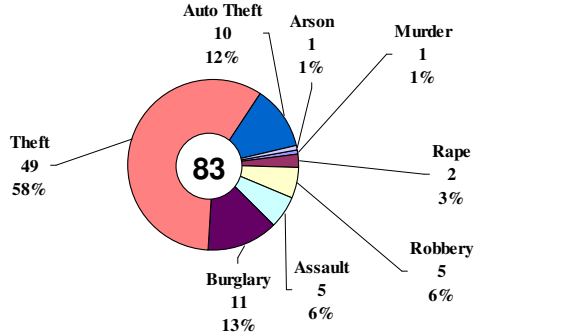
\* Includes data retrieved from PPB and GPD monthly reports, Source: DSS-J, September 15, 2009.

## Multnomah County: Portland Arrests

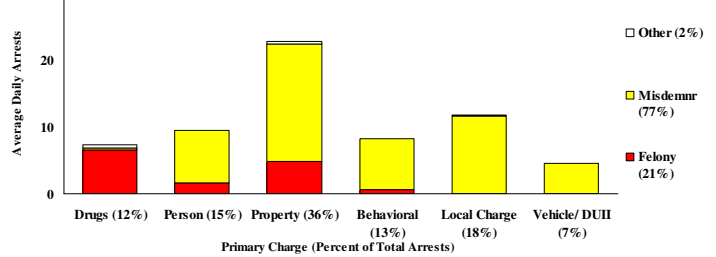


\* Fugitive/warrant charges, behavioral and vehicular arrests and violations of local ordinances. PPB data only. Source: DSS-J, September 18th, 2009.

### Average Daily Reported Index Offenses\*

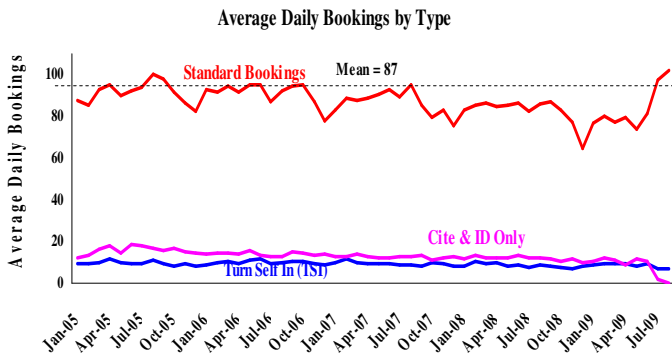


### Average Daily Arrests\*: August (n=88)



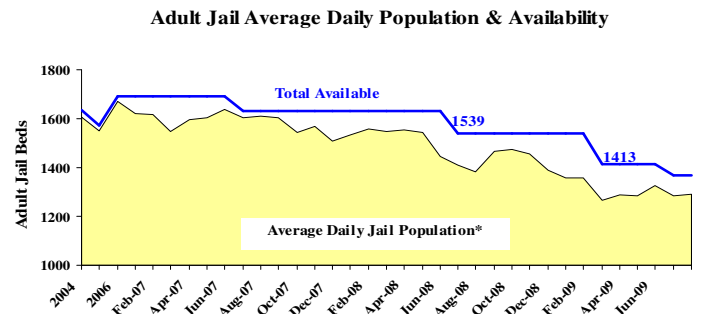
\*There were 2732 arrests in August. From now on, warrants previously categorized as 'other' will be listed under felony arrests.

## Sheriff: Bookings



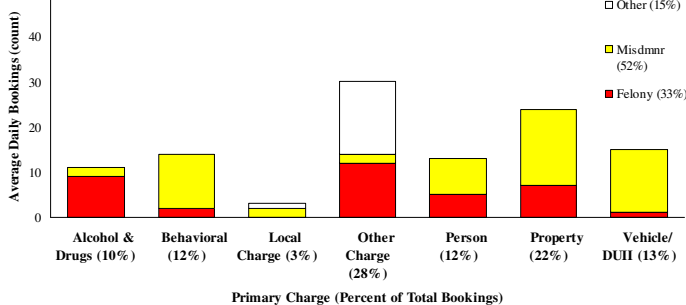
Source: DSS-J, September 15th, 2009.

## Sheriff: Custody- Adult Jail Beds



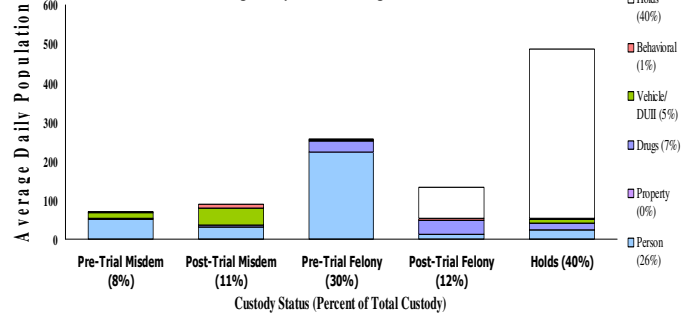
\*Excludes in-transit custody classifications. The MCSO reported 21 matrix releases for August 2009. Source: DSS-J, September 19, 2009.

### Average Daily Bookings by Severity\*: August (n=109)



\* Total of 3377 bookings (108.9/day) through 08/31/2009. Corrections Health reported 0 psych-alerts (0/day) for the entire month of August.

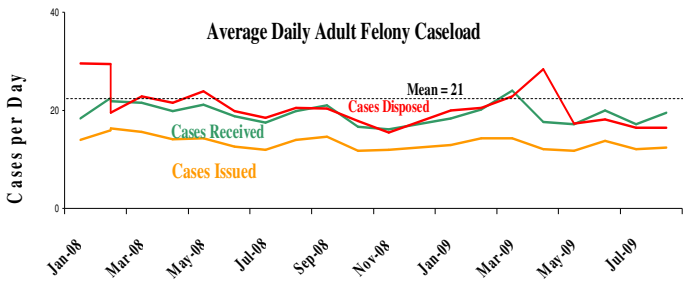
### Average Daily Bed Use: August (n=1295)



Average Daily Jail System Capacity=1367. Average Daily Population (ADP)=1295 Range =1239 to 1362.

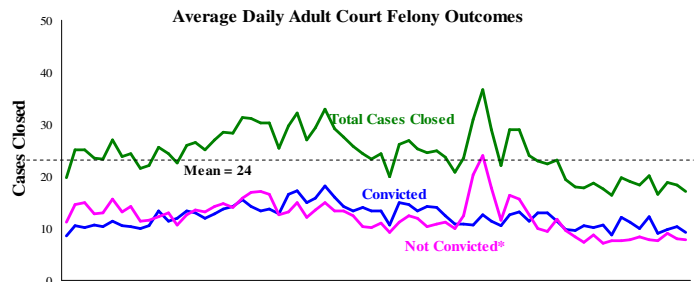
**Notes:** Gresham Index Offenses decreased by 11% between July and August to their lowest level since November 2006; Portland Index Offenses decreased for the first time since May. Standard Bookings increased by 5% between July and August (total bookings increased by 3%), reaching their highest level since September 1999. The adult jail beds utilization rate has increased every month since May, currently at 94.5%. A total of 76 inmates have been emergency released in the last three months, 21 in August. The average length of stay in the jails was 11.93 days, the shortest average length of stay calculated for at least five years of data collection.

## District Attorney: Adult Felony Caseload



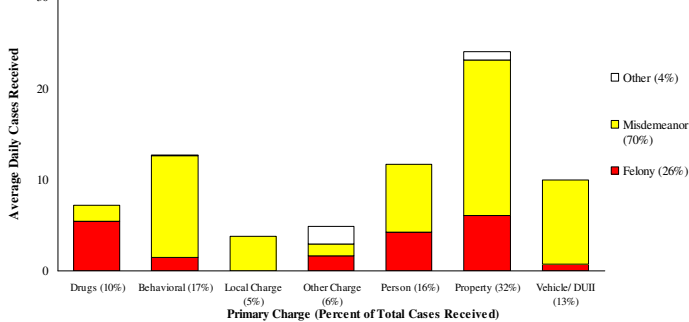
Source: DSS-J, September 16, 2009

## Court Processes: Sentencing Outcomes



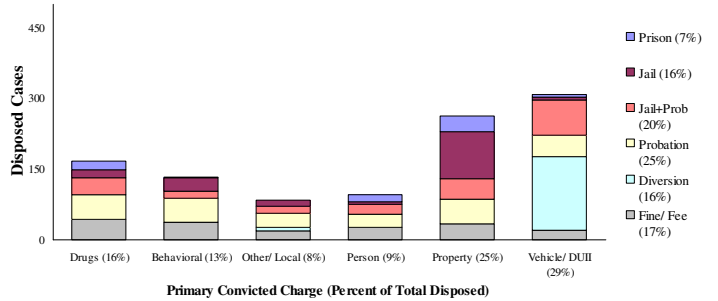
\*Includes dismissed cases (typically 'no complainant') and cases found not guilty. Adult felony cases only. Source: DSS-J, September 17th, 2009.

### Felony and Misdemeanor Average Daily Received Cases\*: August (n=20)



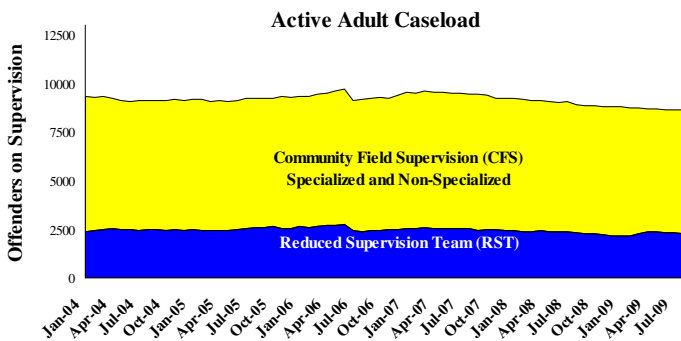
\*August had 606 received cases as of 08/31/2009 (19.5/day). 508 cases were resolved in August.

### Felony and Misdemeanor Sentences by Primary Charge\*: August 2009



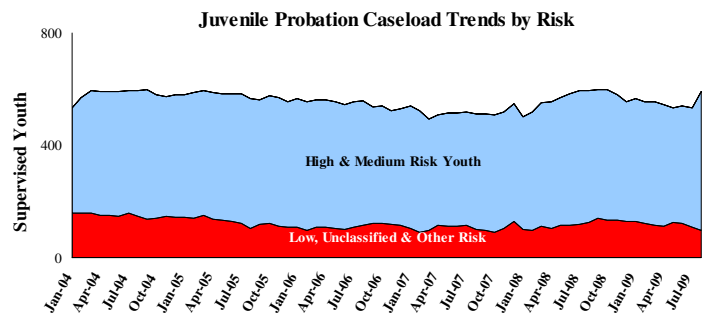
\*Primary conviction charge is the most serious charge with a conviction and may differ from the original primary charge. August had 1799 convictions; 16% were felonies.

## Adult Community Supervision: Caseloads



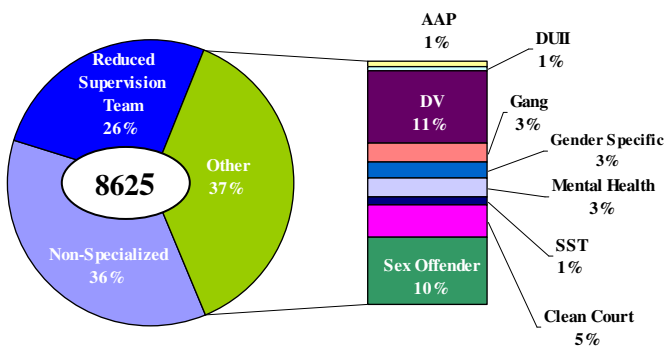
\*Source: DCJ Research and Evaluation Unit, September 14th, 2009.

## Juvenile Community Supervision: Caseloads



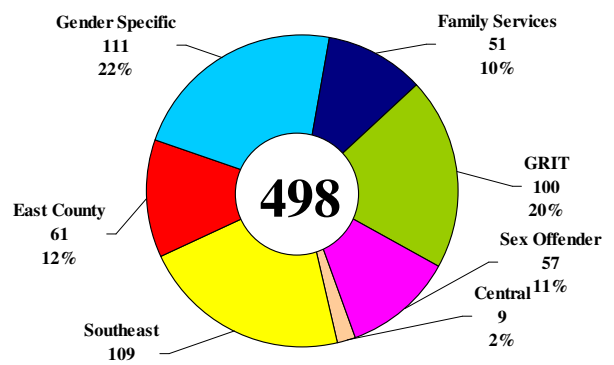
Source: Department of Community Justice Juvenile Services Division, September 22nd, 2009.

### Adult Active Caseload by Type\*: August 2009



\*Less than 1% are "other" cases which have been included as non-specialized.

### Juvenile Justice Caseload by Unit\*: August 2009



\*The average caseload per counselor was 21.3 for August.

**Notes:** Total Cases Closed decreased by 7% and the number of convictions decreased 13% between July and August. In August, the Total Number of Drug Cases Disposed decreased 17% from July. Overall, the juvenile probation caseloads decreased by 6% in August, despite high and medium risk caseloads increasing by 16% in August. The caseloads from the CFS and RST services and the Juvenile Counseling services saw a slight decrease in August.

Questions or Comments? Please contact [safetybrief@co.multnomah.or.us](mailto:safetybrief@co.multnomah.or.us).