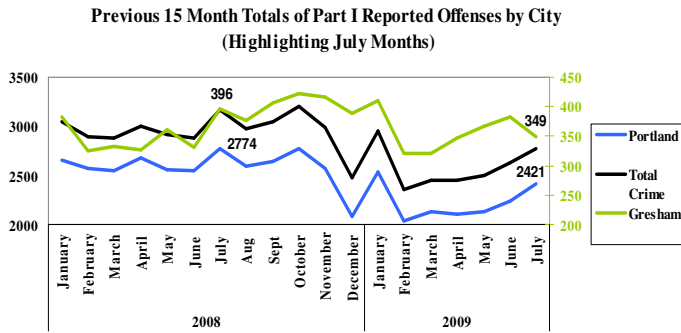


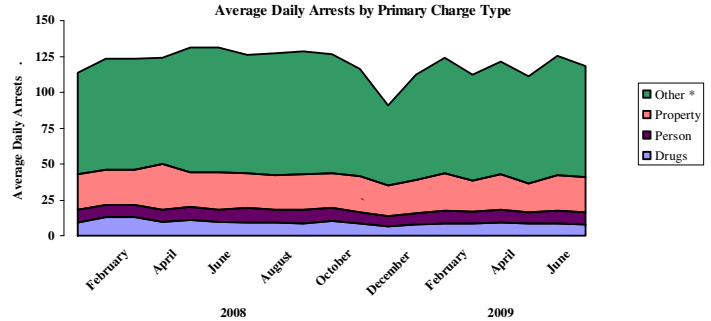
# SAFETY PRIORITY BRIEF: JULY 2009

## Multnomah County: Reported Index Offenses



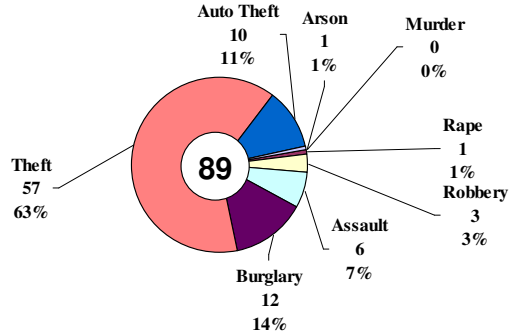
\* Includes data retrieved from PPB and GPD monthly reports, Source: DSS-J, August 19, 2009.

## Multnomah County: Portland Arrests

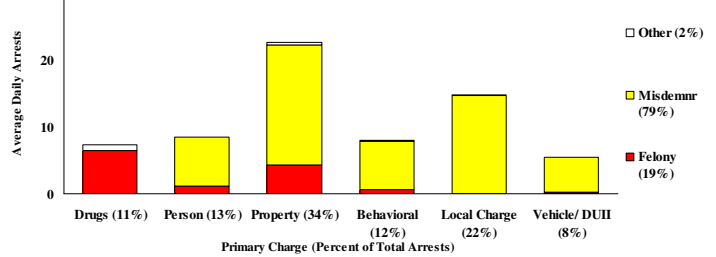


\* Fugitive/warrant charges, behavioral and vehicular arrests and violations of local ordinances. PPB data only. Source: DSS-J, August 18th, 2009.

### Average Daily Reported Index Offenses\*



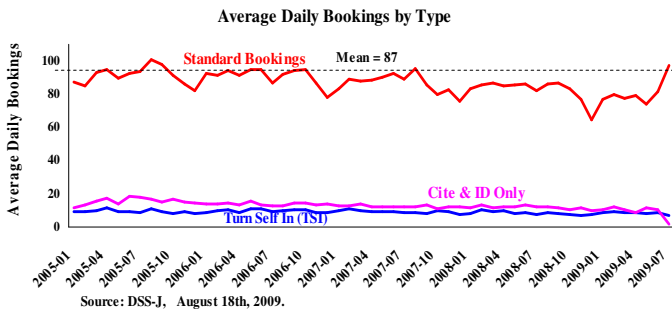
### Average Daily Arrests\*: July (n=93)



\*There were 2883 arrests in July.

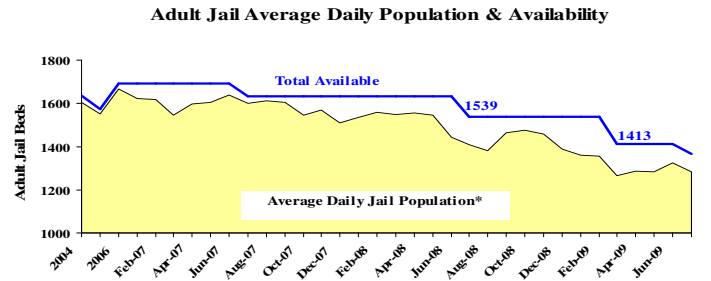
From now on, warrants previously categorized as 'other' will be listed under felony arrests.

## Sheriff: Bookings



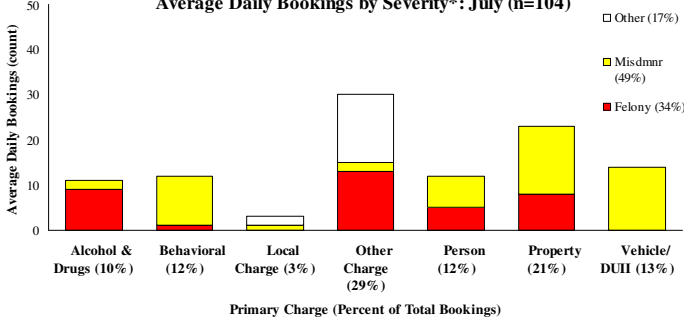
Source: DSS-J, August 18th, 2009.

## Sheriff: Custody- Adult Jail Beds



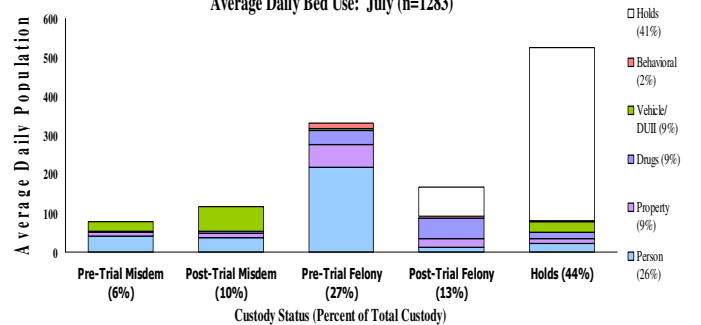
\*Excludes in-transit custody classifications. The MCSO reported 25 matrix releases for July 2009. Source: DSS-J, August 19, 2009.

### Average Daily Bookings by Severity\*: July (n=104)



\*Excludes Cite & ID. Total of 3233 bookings (104.3/day) through 07/31/2009. Corrections Health reported 561 psych-alerts (18.1/day) for the entire month of July.

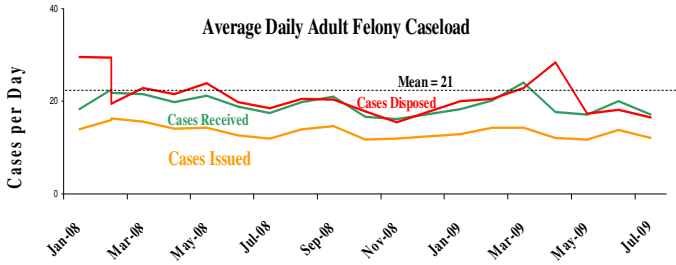
### Average Daily Bed Use: July (n=1283)



Average Daily Jail System Capacity=1413. Average Daily Population (ADP)=1283 Range =1225 to 1326.

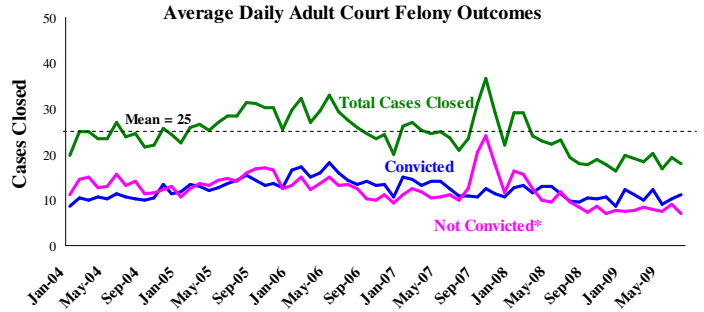
**Notes:** Effective July 1, 2009, Jail Capacity was reduced from 1413 to 1367 inmates. A new "open booking" policy was also implemented that expands booking criteria to permit the booking of any individual charged with an ORS crime or with a limited number of ordinance violations; the Sheriff's Office also eliminated its "Cite & ID" policy. These changes in policy can be seen in the top graph in the Sheriff: Bookings section. A total of 25 inmates were Matrix released during two events (EPRs) in July. The Average Length of Stay (ALS) decreased 9% in July.

## District Attorney: Adult Felony Caseload



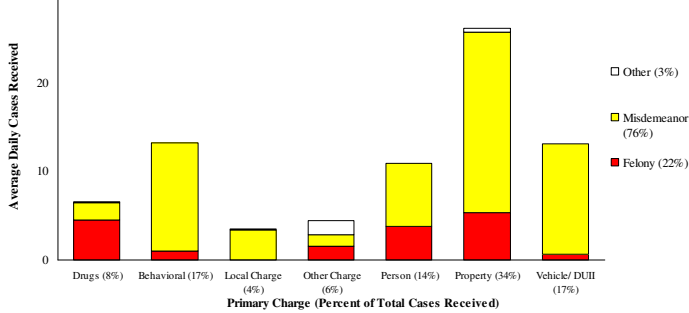
Source: DSS-J, August 19, 2009

## Court Processes: Sentencing Outcomes



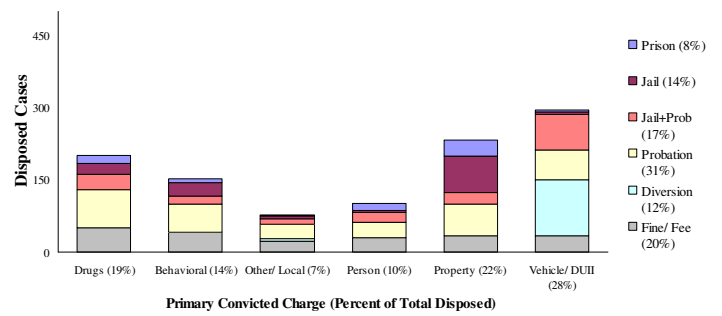
\*Includes dismissed cases (typically 'no complainant') and cases found not guilty. Adult felony cases only. Source: DSS-J, August 19th, 2009.

### Felony and Misdemeanor Average Daily Received Cases\*: July (n=19)



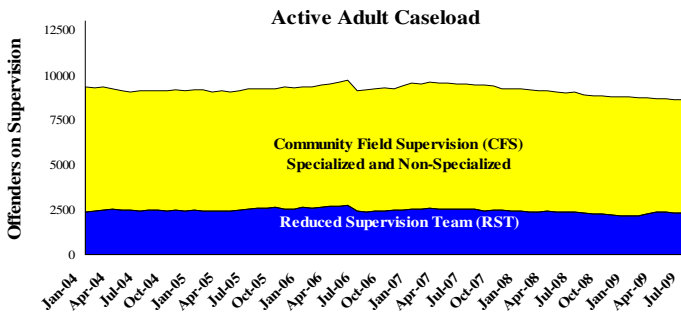
\*July had 599 received cases as of 07/31/2009 (19.3/day). 547 cases were resolved in July.

### Felony and Misdemeanor Sentences by Primary Charge\*: July 2009



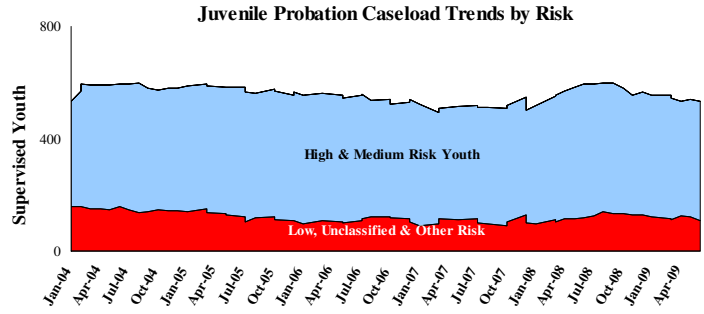
\*Primary conviction charge is the most serious charge with a conviction and may differ from the original primary charge. July had 1939 convictions; 18% were felonies.

## Adult Community Supervision: Caseloads



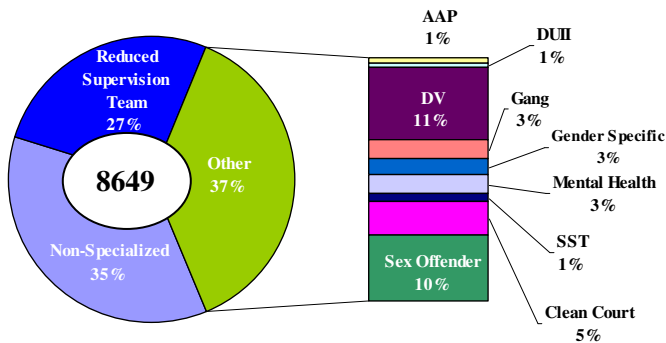
\*Source: DCJ Research and Evaluation Unit, August 19th, 2009.

## Juvenile Community Supervision: Caseloads



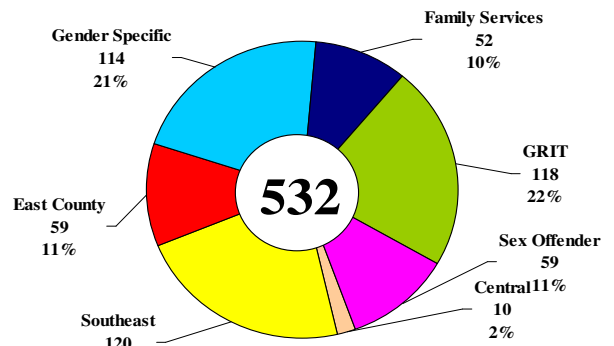
Source: Department of Community Justice Juvenile Services Division, August 19th, 2009.

### Adult Active Caseload by Type\*: July 2009



\*Less than 1% are "other" cases which have been included as non-specialized.

### Juvenile Justice Caseload by Unit\*: July 2009



\*The average caseload per counselor was 22.4 for July.

**Notes:** There was a slight decrease in the average number of felony cases received and disposed by the District Attorney's Office; the most significant decrease was in felony cases received. The caseloads from the CFS and RST services and the Juvenile Counseling services saw a slight decrease in July. Questions or Comments? Please contact [safetybrief@co.multnomah.or.us](mailto:safetybrief@co.multnomah.or.us).