

## SUN Service System Outcomes: FY 2008–09

### System-wide Summary

SUN Service System is Multnomah County's premiere poverty elimination effort. SUN is an integrated system of care, providing the social and support services to youth, families and community members that lead to educational success and self-sufficiency.

SUN Service System includes seven programs located in 53 schools and 6 regional centers and multiple community sites across the county.

**SUN Community Schools (SUN CS):** school-based educational support, recreation, social and health services, and parent engagement.

**Social & Support Services for Educational Success (SSSES):** age appropriate and culturally specific academic support, case management and skill building activities.

**Touchstone and Baltazar Ortiz Center (TS-O):** school-based case management services and services for Latino families.

**Parent-Child Development Services (PCDS):** age appropriate parent/pre-school aged child playgroups and parent education.

**Self-Sufficiency Services (SS):** access to emergency food, clothing, shelter; energy and rent assistance.

**Services for Sexual Minority Youth (SSMY):** counseling, skill building and support services; resource center.

**Alcohol Tobacco and Other Drug Services (ATOD):** screening, assessment and treatment service; prevention and education outreach.

### Number Served in 2008-09

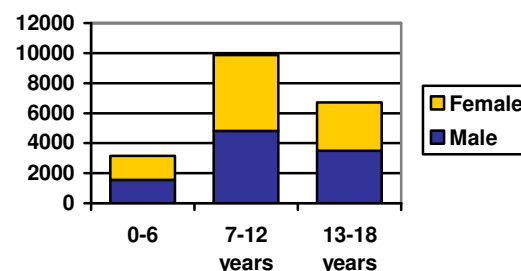
Total:	86,067 <sup>1</sup>
Children:	19,891
Adults:	6,303
Individuals Receiving Energy Assistance:	59,873

<sup>1</sup> Some of the individuals receiving energy assistance also received services at other SUN programs; thus the total count is not unduplicated. Families receiving only energy assistance are not included in the demographics or outcome statistics.

### Demographics<sup>2</sup>

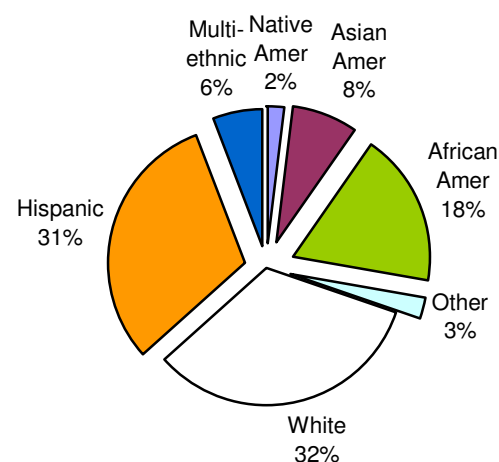
- 16% of the children were under 6 years old, 50% were between 7 and 12 years and 34% were teenagers
- An equal number of males and females were served across the age ranges

#### Age and Gender of Children



- The average age of the children was 10.5 years.
- 67% of the children and 69% of the adults served identified themselves as being of color or from a culturally-specific community

#### Race Ethnicity (All Ages)



- 71% of the students at SUN, TS, and SSSES qualified for Free and Reduced Lunch compared to an average of 50% for all students across the 6 districts served

<sup>2</sup> The descriptive information and outcomes does not include energy assistance recipients

## SUN Service System Outcomes: FY 2008–09

---

- 39% of the parents served had not graduated from high school nor completed a GED; 39% had a high school diploma or GED certification

### Outcomes

---

#### Housing Stabilization Services Results

1,105 families received housing stabilization support from our Self-sufficiency programs

- 94% of families maintained or had achieved permanent housing at exit
- 65% of families entering with unstable housing achieved permanent housing at exit

#### Early Childhood Services Results

747 families received parent education services from PCDS

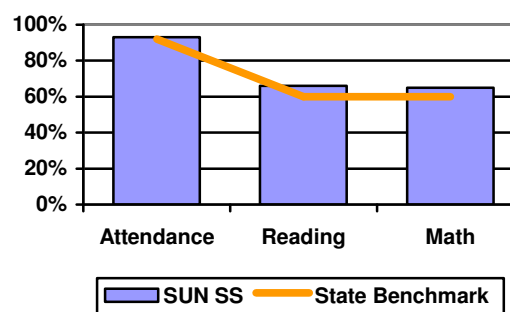
- 98% of the children were current with immunizations
- 99% of parents reported that they gained new skills from program participation
- 99% of adults said services were helpful
- 99% of adults said staff demonstrated cultural sensitivity
- 99% of adults said they had access to knowledgeable resources

#### School-aged Child Services Results

8,041 students received at least 30 days of service from SUN CS, and/or 45 days of service from Touchstone and Ortiz and/or from SSSES

- 74% of these students increased state benchmark scores in Reading; 66% Met or Exceeded Reading Benchmarks
- 75% of these students increased state benchmark scores in Math; 65% Met or Exceeded Math Benchmarks
- Average daily attendance for students served was 93%

### Comparison of State Benchmark Targets to SUN SS Averages



#### Substance Abuse Services Results

346 youth were screened and assessed for alcohol, tobacco and/or other drug problems

203 youth participated in 3,453 hours of direct service.

Outcomes from this program were unavailable at the time of this report's publication

#### Sexual Minority Youth Services Results

48 students participated in 155 hours of skill building, counseling and/or case management

Outcomes from this program were unavailable at the time of this report's publication

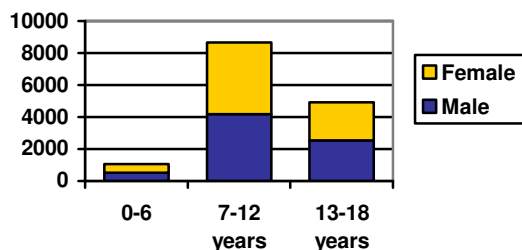
## Individual Program Summaries

### SUN COMMUNITY SCHOOLS

#### Unduplicated Number Served in 2008-09

Children/Youth: 14,773  
Adults: 3,091

#### Age and Gender of Students



63% of the students identified themselves as being of color or from a culturally-specific community

71% of the students qualified for Free and Reduced Lunch

Outcomes are reported for students who attended at least 30 days of SUN CS programming (N = 6,451)

#### Reading and Math Scores<sup>3</sup>

	Reading	Math
Improved	75%	77%
Average Gain	4.5	5.3
Met or Exceeded State Benchmarks	70%	69%

#### Attendance<sup>4</sup>

- Average daily attendance for students served was 95%

#### Student and Teacher Surveys<sup>5</sup>

- Teachers reported that 80% of students who needed improvement, showed improvement in academic performance
- 84% of K to 3<sup>rd</sup> grade students report looking forward to SUN activities
- 91% of 4<sup>th</sup> to 12<sup>th</sup> grade students feel successful at SUN

<sup>3</sup> Number of students tested in reading: 3,090; in math : 3,228

<sup>4</sup> Attendance was available on 6,099 students

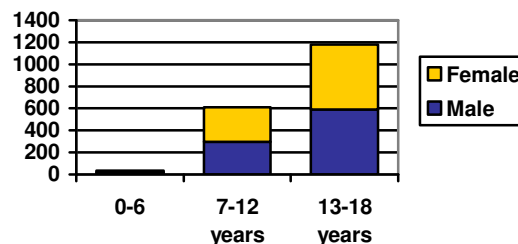
<sup>5</sup> Teachers completed surveys on 7,473 students; 1,748 4<sup>th</sup> to 12<sup>th</sup> grade students completed surveys; 1,071 K to 3<sup>rd</sup> grade students completed surveys

### SOCIAL AND SUPPORT SERVICES FOR EDUCATIONAL SUCCESS

#### Unduplicated Number Served in 2008-09

Children/Youth: 1,828  
Adults: 274

#### Age and Gender of Youth



85% of the students identified themselves as being of color or from a culturally-specific community

69% of the students were eligible for Free and Reduced Lunch

Outcomes are reported for students and families who received at least 45 days of services (n= 1028)

#### Reading and Math Scores<sup>6</sup>

	Reading	Math
Improved	71%	66%
Average Gain	4.2	3.4
Met or Exceeded State Benchmarks	43%	44%

#### Attendance<sup>7</sup>

- Average daily attendance for students served was 89%

#### Case Management Goals

- 74% of the youth completed most of their case plan goals

#### High School Student Performance

- Students earned an average of 5.0 credits
- 85% of 9<sup>th</sup>, 10<sup>th</sup>, and 11<sup>th</sup> grade students returned for their next year of high school

<sup>6</sup> Number of students tested in reading: 435; in math : 493

<sup>7</sup> Attendance was available on 862 students

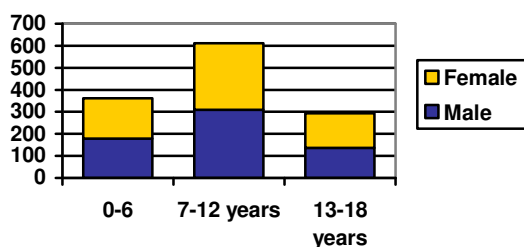
## SUN Service System Outcomes: FY 2008-09

### TOUCHSTONE AND ORTIZ CENTER

#### Unduplicated Number Served in 2008-09

Children: 1,269  
Adults: 804  
Families: 611

#### Age and Gender of Students



- 77% of the students identified themselves as being of color or from a culturally-specific community; almost half were Hispanic
- 89% of the students qualified for Free and Reduced Lunch

Outcomes are reported for students and families who received at least 45 days of services (n=627)

#### Reading and Math Scores<sup>8</sup>

	Reading	Math
Improved	72%	67%
Average Gain	3.7	4.1
Met or Exceeded State Benchmarks	50%	48%

#### Attendance<sup>9</sup>

- Average daily attendance for students served was 90%

#### Housing Stabilization

- 90% of families maintained or had achieved permanent housing at exit

#### Case Management Goals

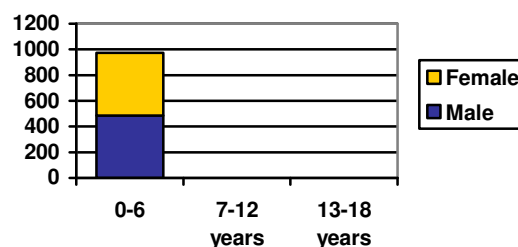
- 79% of families with school engagement goals completed most of them
- 89% of families with self sufficiency goals, completed most of them

### PARENT CHILD DEVELOPMENT SERVICES

#### Unduplicated Number Served in 2008-09

Children: 1,018  
Adults: 820  
Families: 747

#### Age and Gender of Children



- 86% of the children were of color or from a culturally-specific community; 39% were Hispanic
- 75% of clients are at or below the Federal Poverty Level

PCDS staff provided services to 747 families. Outcomes are reported on the 455 who exited services.

#### Child Readiness for School

- 98% of children had up-to-date immunizations at exit from program
- 94% of children served were within a normal developmental stage at exit

#### Parent Satisfaction

- 99% of parents reported that they gained new skills from program participation
- 99% of adults said services were helpful
- 99% of adults said staff demonstrated cultural sensitivity
- 99% of adults said were more knowledgeable about available resources

<sup>8</sup> Number of students tested in reading: 195; in math: 205

<sup>9</sup> Attendance was available on 494 students

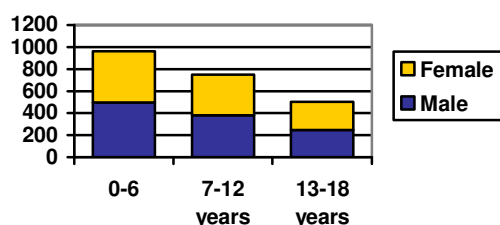
## SUN Service System Outcomes: FY 2008–09

### SELF-SUFFICIENCY SERVICES

#### Unduplicated Number Served in 2008-09

Children:	2,155
Adults:	1,638
Families:	1,099

#### Age and Gender of Students

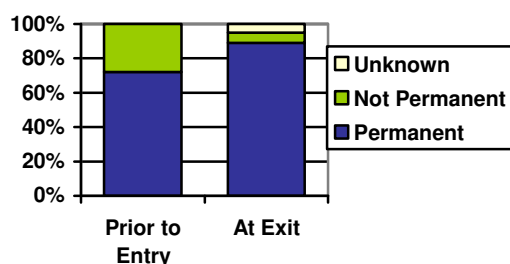


- The average age of students was 7.9 years
- Most of the adults were single mothers; the average age of adults was 35.6 years
- Two thirds (69%) of the children identified themselves as of a person of color or from a culturally-specific community
- 72% of clients are at or below the Federal Poverty Level

#### Stabilization of Housing

- 94% of clients maintained or had achieved permanent housing at exit

#### Housing Permanency



- 76% of exited clients entering with unstable housing achieved permanent housing by the time of exit

#### Case Management Goals

- 82% had completed the majority of case plan goals by the time of exit
- 36% of families served had increased their income by the time of exit<sup>10</sup>

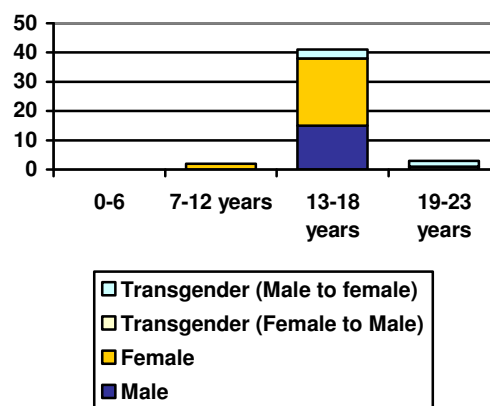
<sup>10</sup> This information was only available for 159 adults using HUD funded transitional housing

### SEXUAL MINORITY YOUTH SERVICES

#### Unduplicated Number Served in 2008-09

Youth: 48

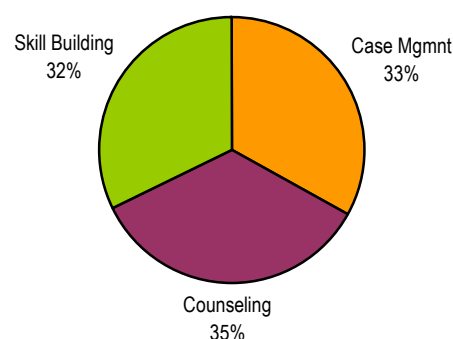
#### Age and Gender of Youth



- Most of the youth were teenagers; the range was from 12 to 23 years; the average age was 16.8 years
- The program served more females (54%) than either males (31%) or transgendered (male to female) (10%) or transgendered (female to male) (4%)

The program provided 229 hours of case management, counseling and skill building services.

#### Services Provided



Outcomes from this program were unavailable at the time of this report's publication

## SUN Service System Outcomes: FY 2008–09

---

### ALCOHOL TOBACCO AND OTHER DRUG SERVICES

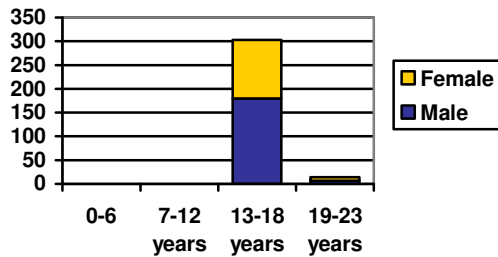
---

#### Unduplicated Number Served in 2008-09

---

Youth: 346

#### Age and Gender of Youth

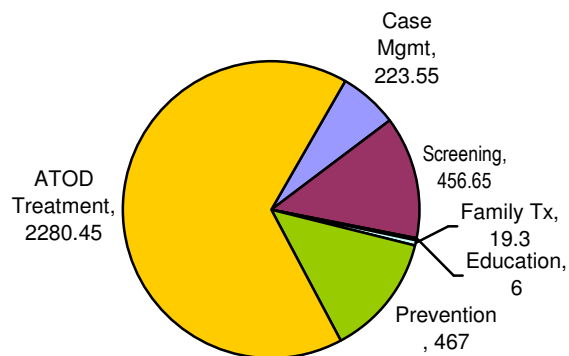


- The average age of youth was 16.4 years
- More males (59%) participated in services than females (41%)

346 youth were screened and assessed for alcohol, tobacco and/or other drug problems

203 youth participated in 3,453 hours of direct service.

#### Hours and Type of Services



Outcomes from this program were unavailable at the time of this report's publication