

YOUTH VILLAGES IN OREGON:

SERVING THE MOST TROUBLED YOUTH, VASTLY IMPROVING OUTCOMES,
AND CUTTING COSTS

Intercept Model Panel

What Works Conference

January 9, 2015



TODAY'S DISCUSSION

An overview of Youth Villages (5 minutes)

- Who we are
- What we do

The Intercept[®] program (20 Minutes)

- What is it
- How it works
- Who we serve
- Continuum Support
- Outcomes: *Youth with prior legal involvement*

Success stories (20 minutes)

- Intercept[®] staff discuss experiences and families served

Question and answer (15 minutes)

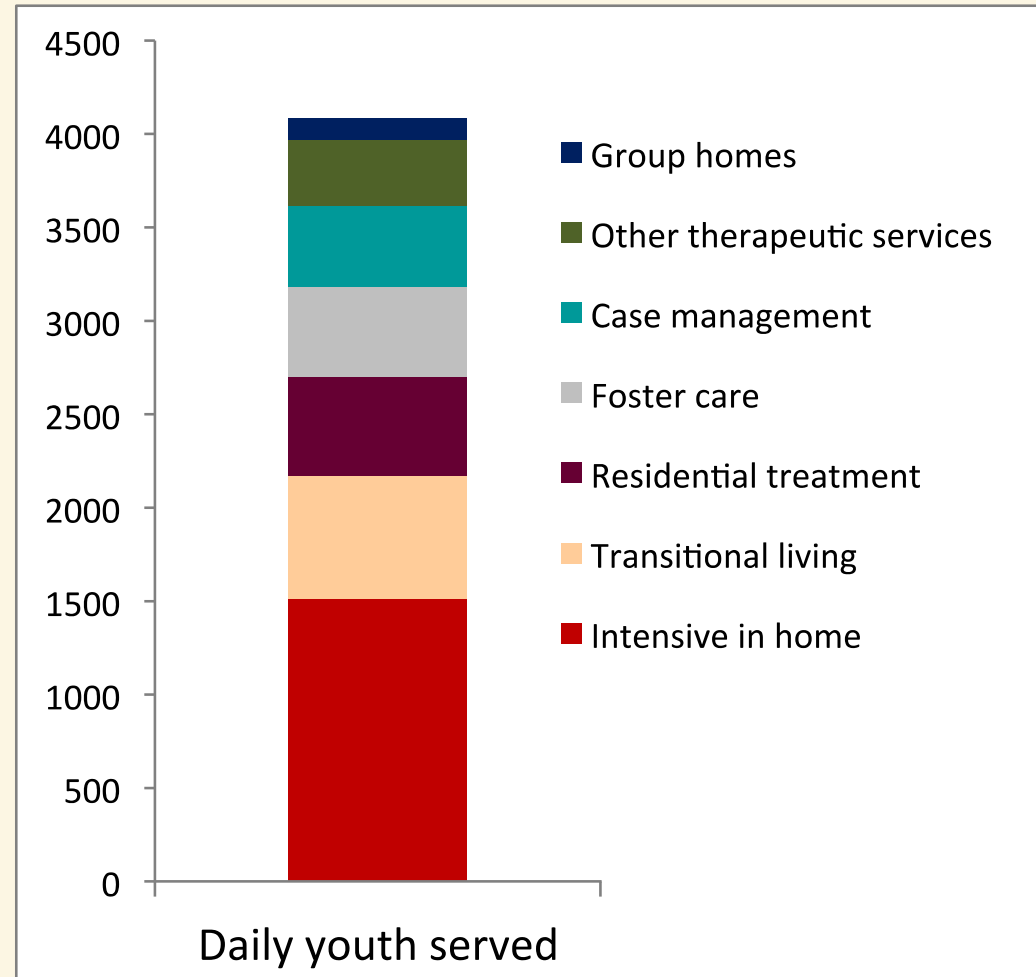
MISSION AND VALUES

Youth Villages helps children and families live successfully.

- Kids' needs come first....always.
- Children are raised best by their families.
 - We provide a safe place.
- We strive to achieve positive, lasting results.
 - We are committed to our staff.
- We are each responsible for providing the highest level of service to our customers.
 - We constantly improve our performance to achieve excellence.
- We create new programs to meet the needs of children, family and the community.
 - We do what we say we do.

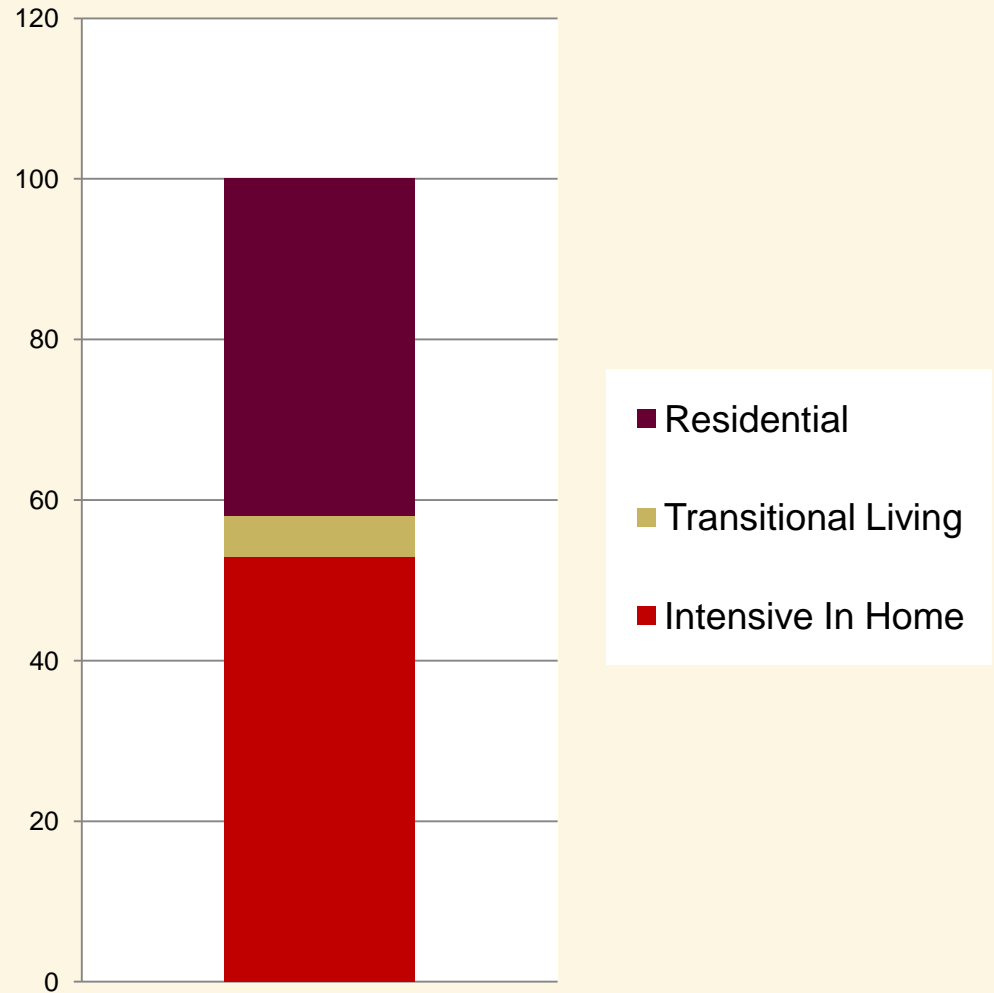
YOUTH VILLAGES SERVICE ARRAY - NATIONALLY

- **4,090 youth served daily:**
 - Intensive in-home
 - Transitional living
 - Residential treatment
 - Foster care
 - Case management
 - Other therapeutic services
 - Group homes
 - Statewide mobile crisis
 - Adoption
- **2,700 staff members**
- **\$189 million** annual operating budget



YOUTH VILLAGES SERVICE ARRAY - OREGON

- **110 youth and families served daily:**
 - Intensive in-home
 - Transitional living
 - Residential treatment
- **160 staff members**
- **\$9 million** annual operating budget



PROGRAM OVERVIEW

1. Achieve long-term, successful outcomes for youth in the home

- Empower families to take responsibility for their children and to resolve problems independently whenever possible
- Ensure services rendered focus on providing families with the resources needed to address current and future mental health and behavioral issues

- 2. Reduce the overall cost of services through reduced length of stay per youth and treatment in the least restrictive environment**
 - Decrease number of unnecessary out-of-home placements
 - Prevent disruptions from home-based setting resulting in placement in detention centers or hospitals

3. Increase the number of youth served by reducing the overall cost per youth

- Provide cost effective, successful services to states and localities
- Increase service capacity to ensure that all children and families have access to the most appropriate level of service they need

The Intercept[®] Program

What it is. How it works. Who we serve.

PROGRAM OVERVIEW

Youth Villages developed Intercept[®] to

- Be structured enough for consistent implementation and positive results
- While flexible enough to serve a broad population of youth, families, and communities

•Used with youth and families involved in Juvenile Justice (and OYA), Child Welfare and Mental health

•Designed to safely ensure youth and family success by:

- Diverting youth from out of home placements
- Reunifying youth with families after placement

•Currently available in 11 states

Key Components

- Intensive services conducted in the child's home/community by a ***single intervention specialist***
- Caseloads of only ***four or five youth/families per intervention specialist***
- Family sessions conducted an average of ***three times per week*** (treatment, skills development, accountability)
- ***24/7/365 on call*** and in person support to families
- High levels of ***staff training and supervision***

KEY COMPONENTS (CONT.)

- Average 4-6 months per case for diversion and up to 6-9 months per case for reunification
- Involvement in all systems affecting youth and family
- Assistance with concrete needs such as housing, healthcare, and employment
- Promotes reliance on natural support systems
- Master's-level specialists
- Specialists also trained in trauma focused-cognitive behavioral therapy and collaborative problem solving
- Continuous recruitment of bilingual specialists

TYPICAL REFERRAL ISSUES

- Mood disorders
- Anxiety
- Delinquency
- Depression
- Conduct Disorder
- Oppositional Defiant Disorder
- Fire setting behaviors
- Homicidal ideations
- Inappropriate sexual behavior
- Involvement with courts
- History of trauma
- Physical abuse
- Physical aggression
- Runaway
- Self harm
- Substance use
- Suicidal ideation
- Theft/stealing behaviors
- Truancy
- Limited support
- Poor communication
- Family dynamics/barriers

The Intercept[®] specialist works with the referral source, family and others to assess specific strengths and needs in all systems including individual, family, peer, school and legal.

SYSTEMIC COLLABORATION

Areas of particular focus include:

- Mental health needs such as coping skills, trauma and substance use/abuse
- Family relationship and parenting skill development
- Communication between home and key stakeholders
- Academic performance, behavior/ attendance at school
- Peers, extracurricular activities and positive pro-social activities
- Compliance with probation agreement and other legal matters
- Rights of the youth and parents

Youth Villages In-Home Outcomes (Nationally)

Includes only youth with prior legal involvement:

either on probation or had been in detention prior to program enrollment

OR

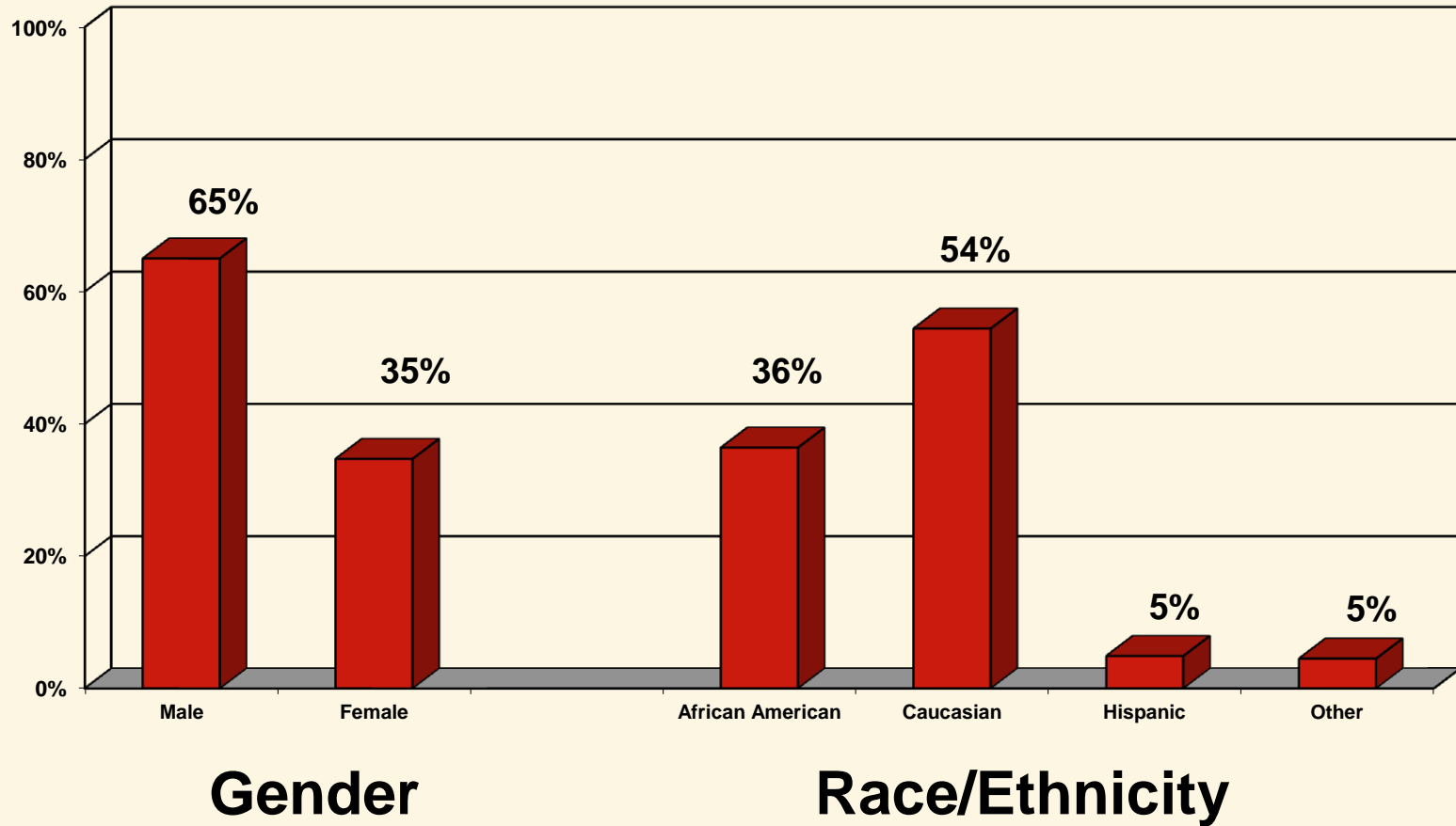
were currently on probation or in detention at program enrollment.

Youth with Prior Legal Involvement

Demographics

Youth served July 2000 through June 2012

N = 10,618

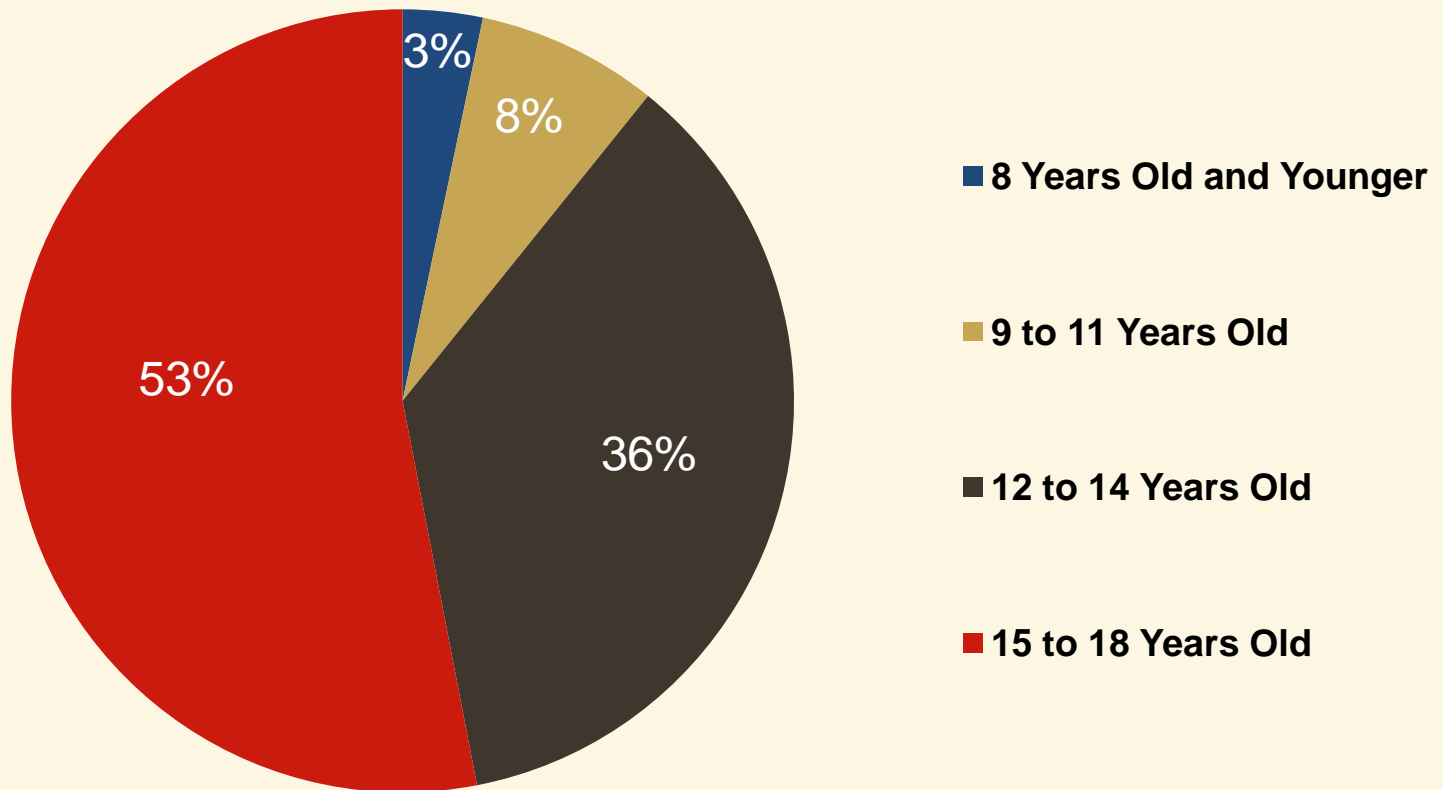


Youth with Prior Legal Involvement

Age Group

Youth served July 2000 through June 2012

N = 10,618



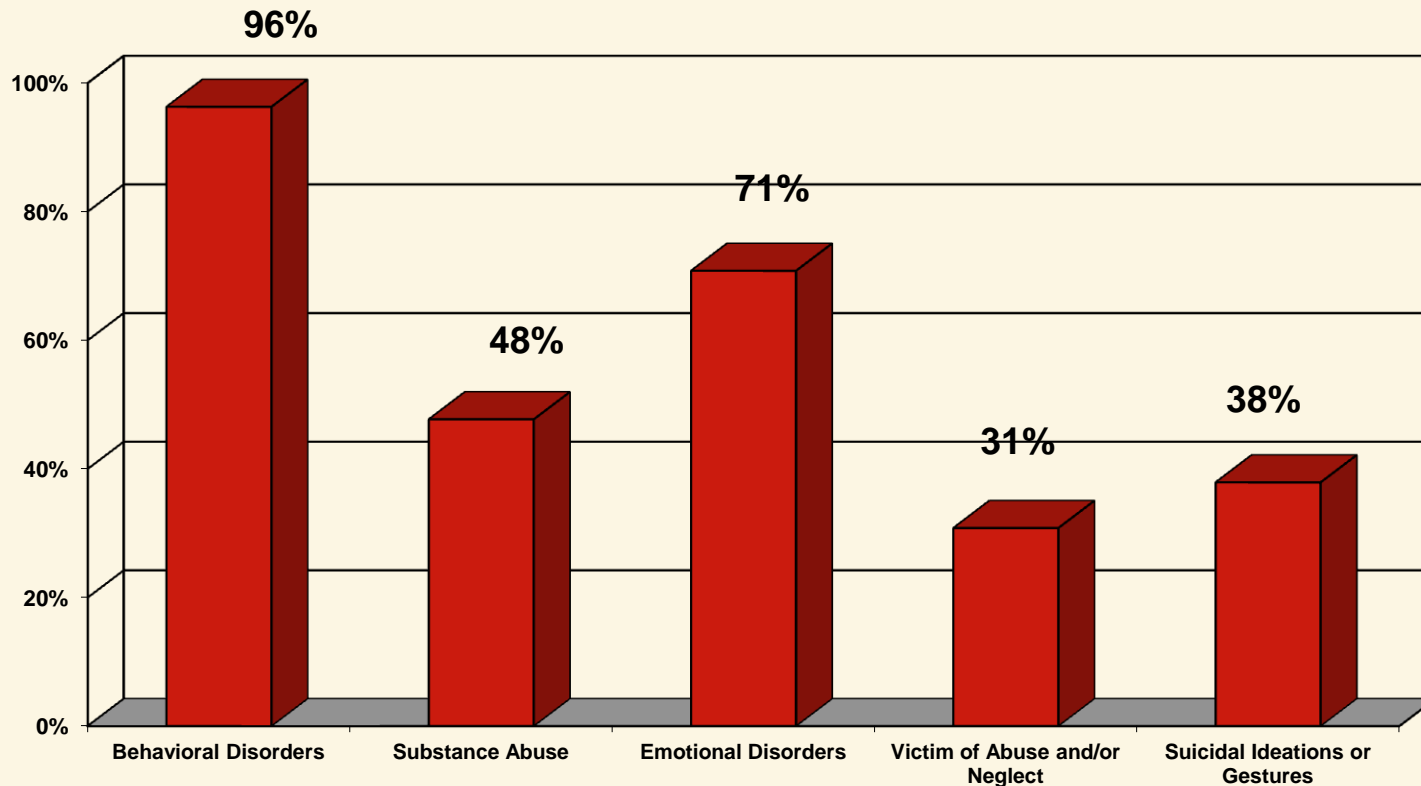
Youth with Prior Legal Involvement

Presenting Issues

Youth served July 2000 through June 2012

N = 10,618

More than 95% of youth have multiple presenting issues.

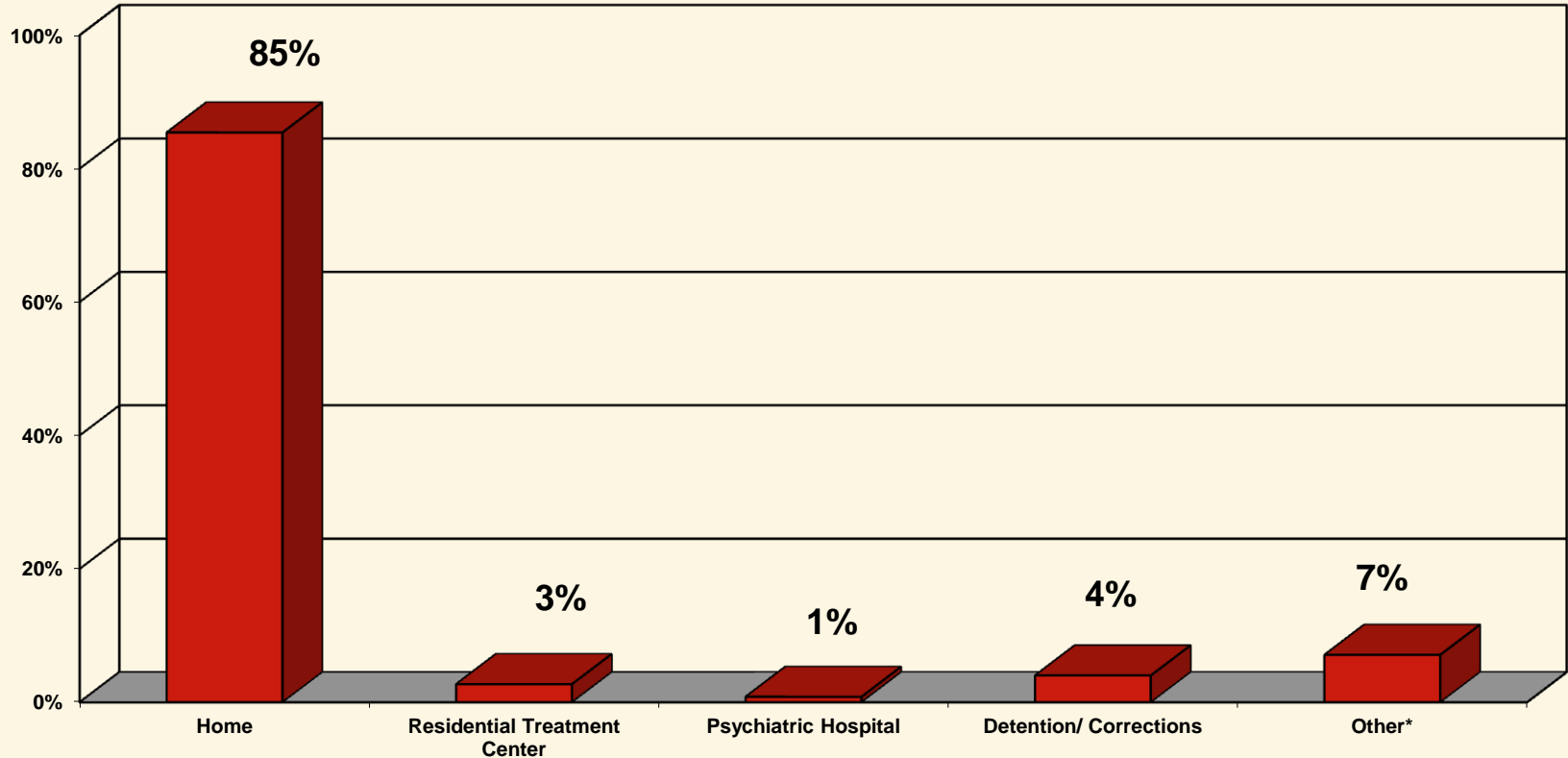


Youth with Prior Legal Involvement

Discharge Location

Youth discharged July 2002 through June 2012

N = 9,832



Only includes youth who received at least 60 days of service; 11.8% (1,310 out of 11,142) of admissions ended prior to 60 days.

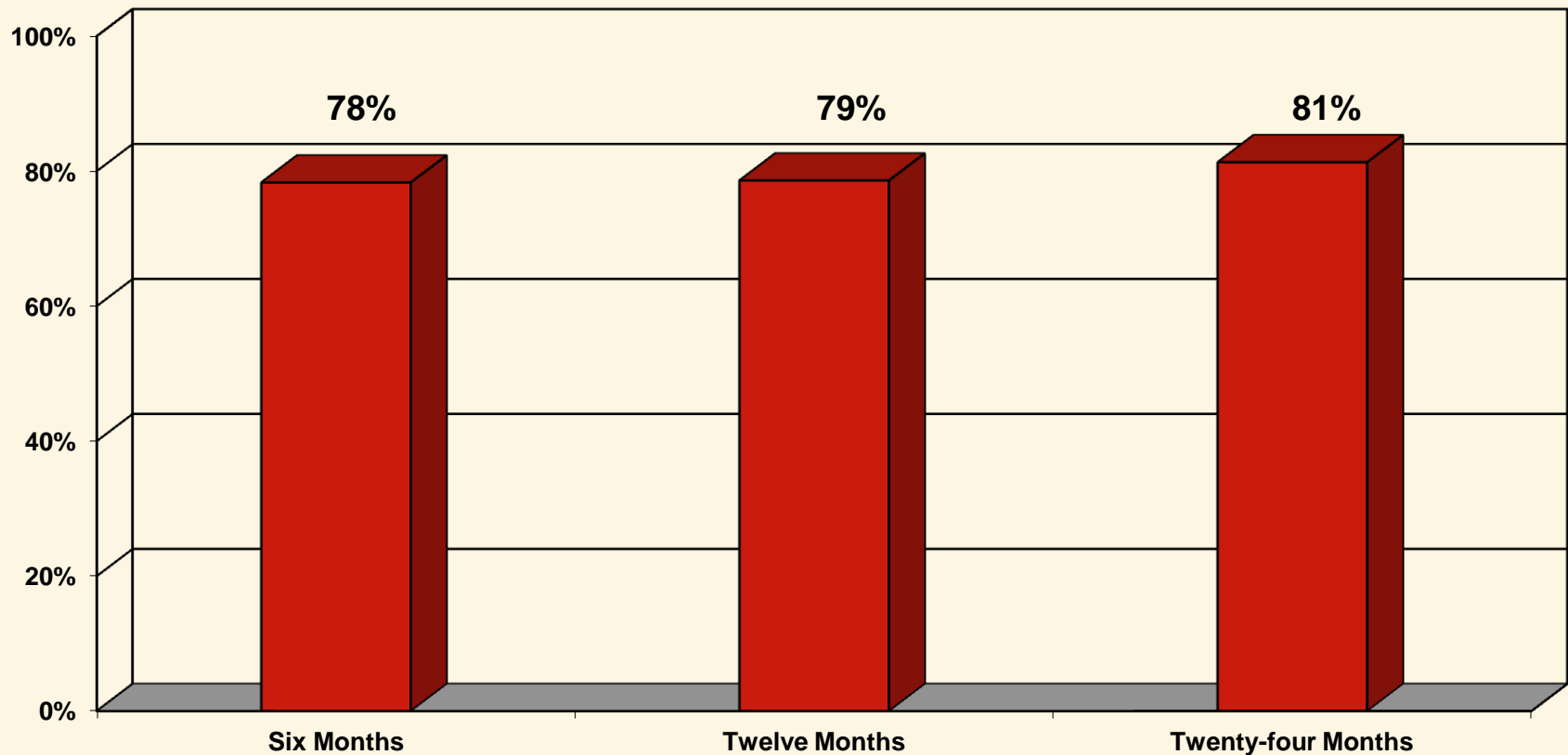
*Other includes placements such as group homes, runaway, foster care and rehab centers

Youth with Prior Legal Involvement

Success at Follow-up

Follow-ups conducted through June 2012

Success is defined as living with family or independently at the time of follow-up.

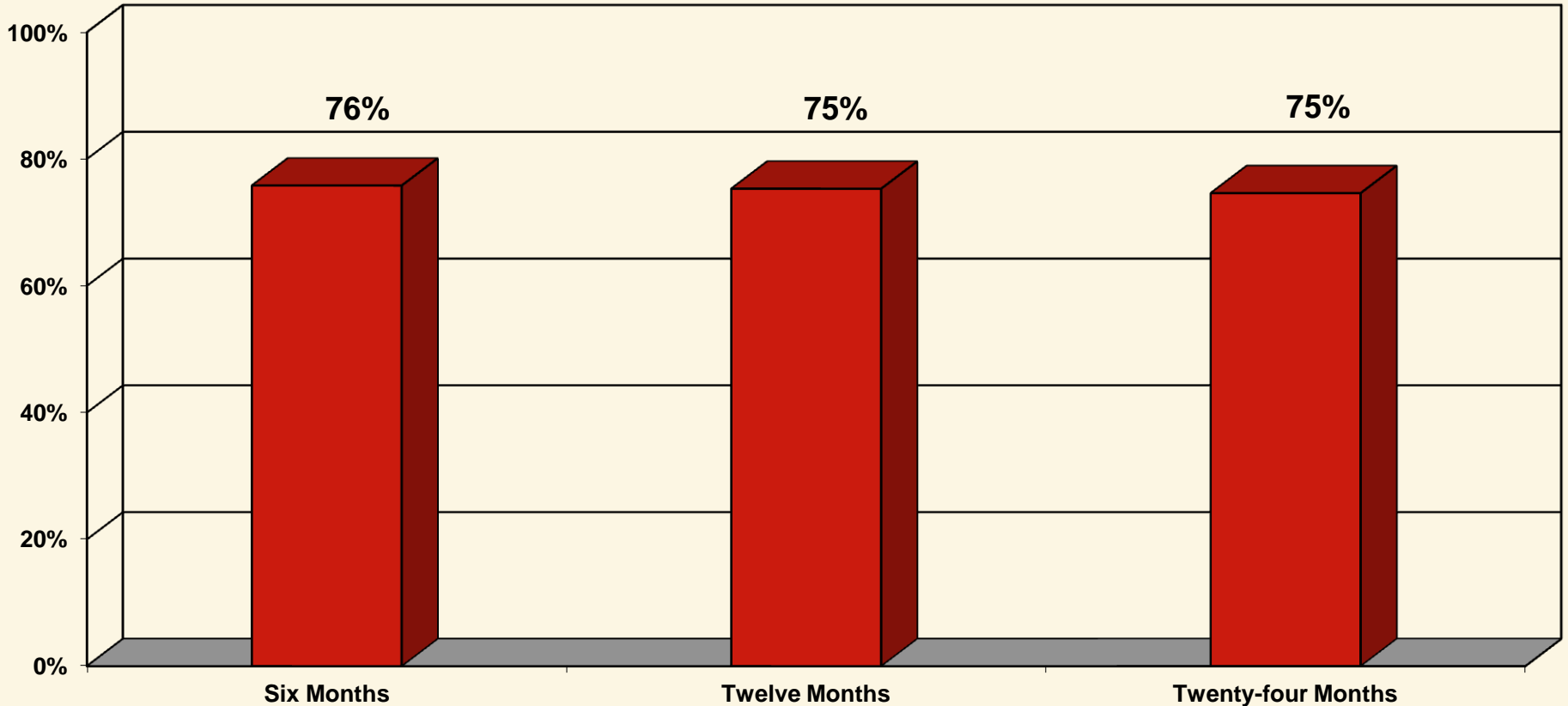


Only includes youth who received at least 60 days of service

Youth with Prior Legal Involvement

Youth reporting NO Trouble with the Law

Follow-ups conducted through June 2012



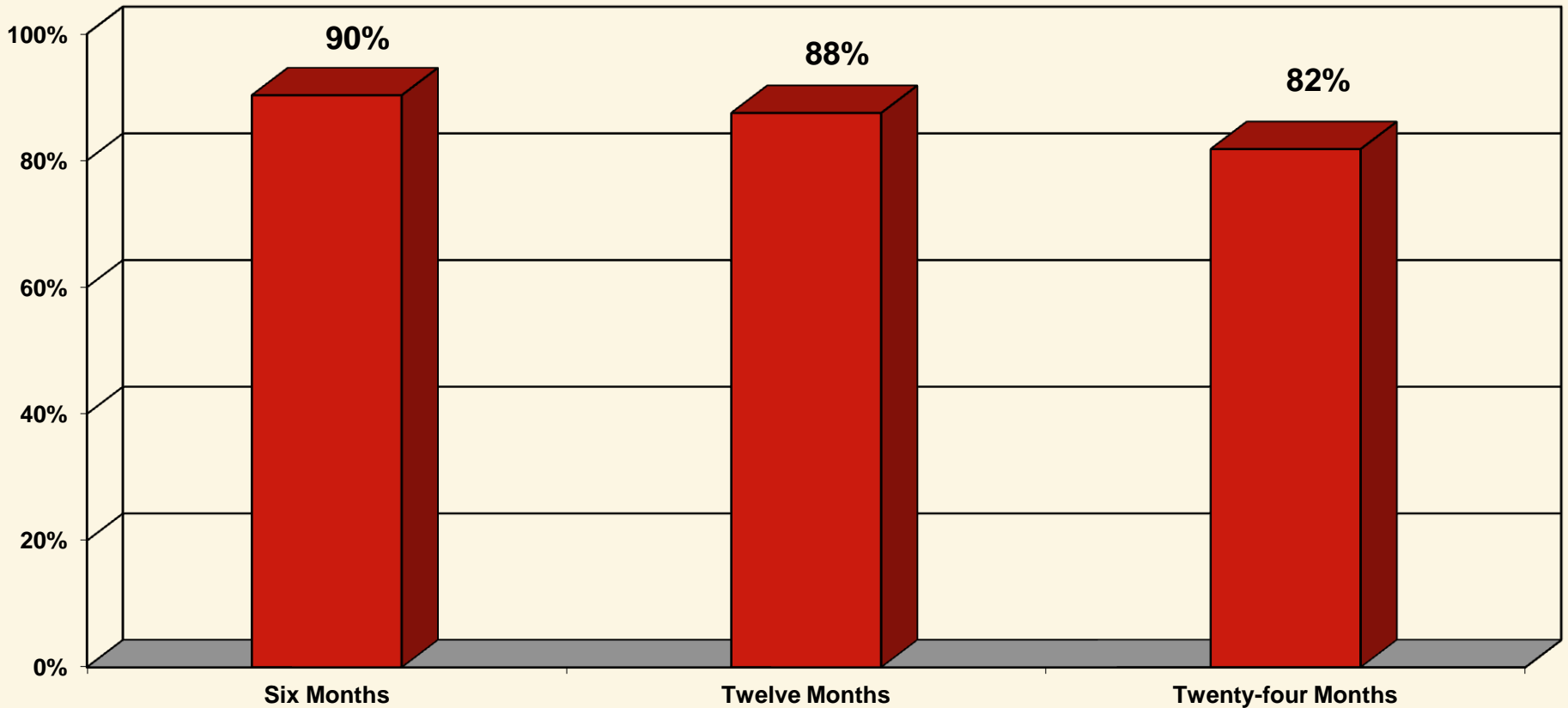
Only includes youth who received at least 60 days of service

Youth with Prior Legal Involvement

School Status

Follow-ups conducted through June 2012

Indicates the percent of youth in school, graduated from high school, or in GED classes at the time of follow-up.

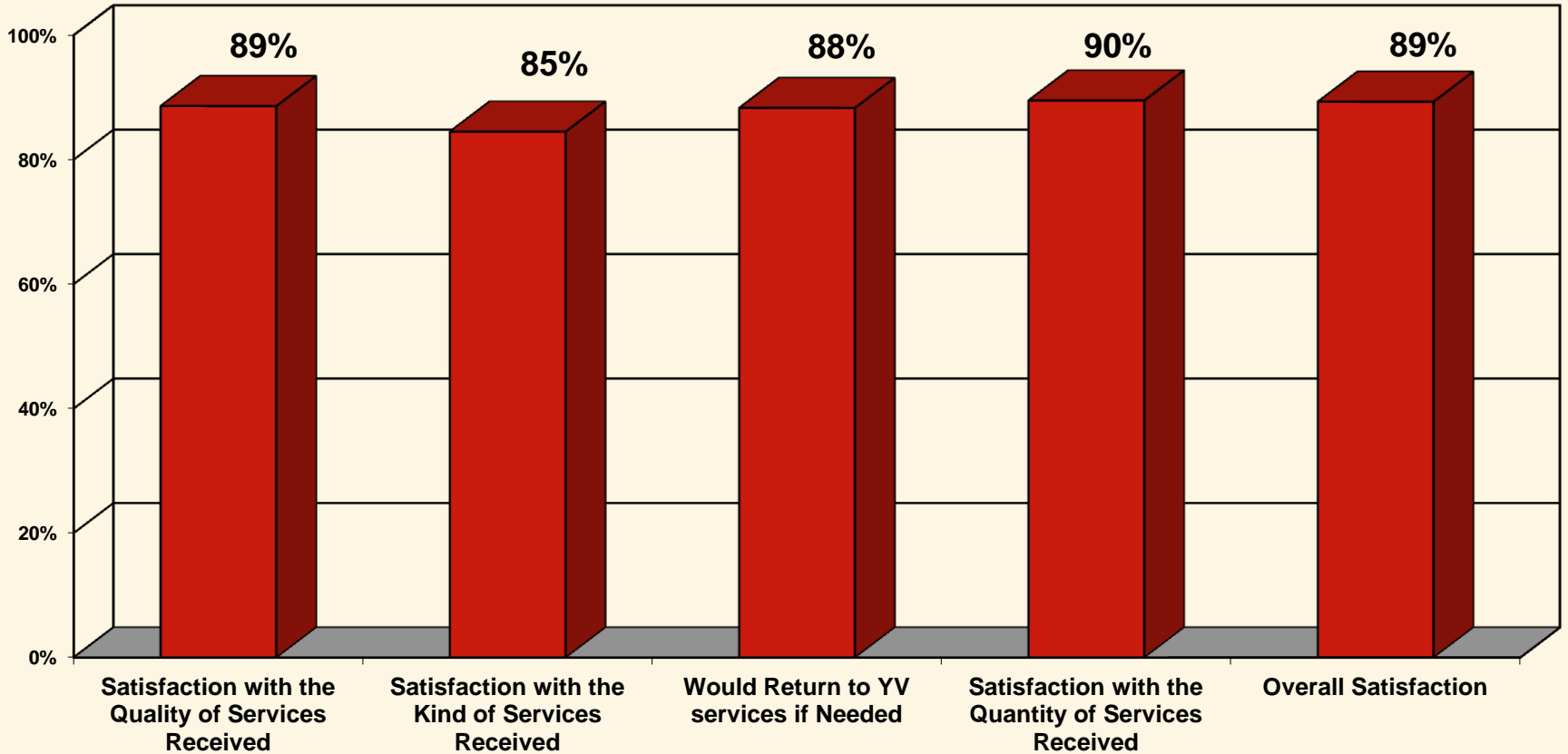


Only includes youth who received at least 60 days of service

Youth with Prior Legal Involvement

Parent Satisfaction at Discharge

Parents surveyed October 2009 through June 2012



Only includes youth who received at least 60 days of service

About our Response Rates

	Surveys through 06/12
Discharge Surveys	65.3% (4,821 out of 7,379)
6-Month Follow-up	60.7% (5,546 out of 9,141)
12-Month Follow-up	53.5% (4,416 out of 8,253)
24-Month Follow-up	45.3% (2,925 out of 6,460)

- Surveys are conducted by research staff via phone with letter surveys to non-respondents.
- Internet search of public records (Lexis-Nexis) is completed to locate accurate contact information
- While no consensus exists regarding adequate response rates, 40% - 60% has been identified as appropriate for surveys of this type and size¹.
- Satisfaction surveys (conducted shortly after discharge) are only conducted with families who were involved in the youth's treatment.
- A new satisfaction survey was introduced in October 2009; figures reflect only responses to the new survey.
- Please note: Surveys are completed with youth/families who have discharged from YV services altogether. If a youth re-enters YV services, the survey cycle is reset and begins again at their discharge.
- Rate of re-entry into YV services:
6-Month Follow-up – 7.3% (715 out of 9,856)
12-Month Follow-up – 12.5% (1,183 out of 9,436)
24-Month Follow-up – 19.2% (1,532 out of 7,992)

¹PWGSC (Public Works and Government Services Canada). (2008). *Advisory Panel on Telephone Public Opinion Survey Quality: Standards and Guidelines for Response Rate.*



Success Stories

Thank You!

Please contact us if you'd like more information

Andrew Grover, MPH
Assistant Director – Oregon Operations
503-675-2232
Andrew.grover@youthvillages.org

Lynne Saxton
Executive Director
503-675-2207
Lynne.saxton@youthvillages.org

To make a referral:

Elsa Bailey
Placement Manager
503-675-2246
Elsa.bailey@youthvillages.org