


SYRINGE PICK-UP IN

4 Easy Steps

There is almost no risk of infection to someone accidentally poked by a discarded syringe, but improperly disposed syringes are a growing public concern. Here's how to keep our streets safe and clean by properly disposing of discarded syringes.



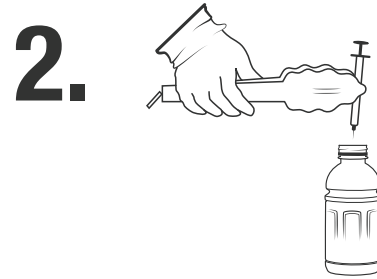
PICK IT UP

Some people like to use tongs, pliers or a trash grabber.




SEAL IT UP

Close the container tight. If you have tape and a pen, seal the top and write, "SHARPS. DO NOT RECYCLE."



DROP IT IN

Use a hard plastic container with a lid. Drop the syringes in, one at a time, needle point down.



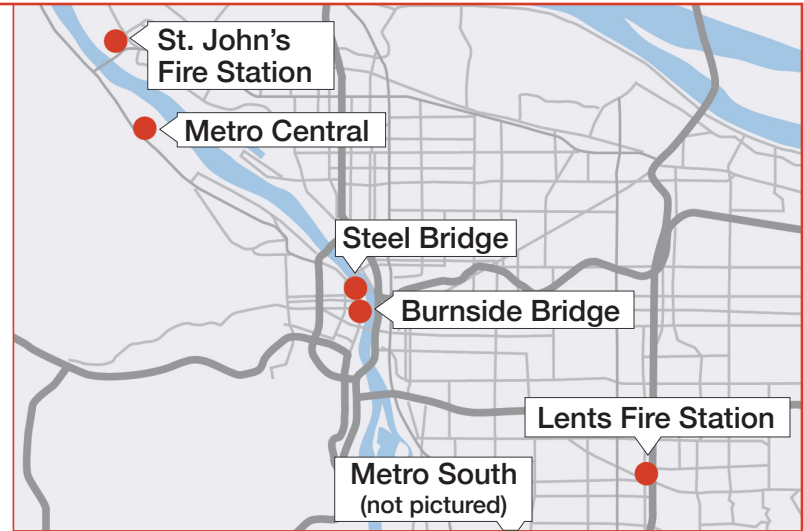
DROP IT OFF

Drop the container in a nearby sharps box or take it to a Metro Facility.

DROP IT OFF

It's against the law to throw syringes in the garbage, even if they are in a secure plastic container. Instead, drop the container at one of the following locations:

- **Waterfront Park,**
Burnside Bridge, west side
- **Waterfront Park,**
day-storage container, Steel Bridge, west side
- **Lents Fire Station**
5707 SE 92nd Ave., Portland
- **St. John's Fire Station**
7205 N Alta Ave., Portland
- **Metro Central**
6161 NW 61st Ave, Portland
- **Metro South**
2001 Washington St, Oregon City



For more disposal options, or if you have questions about medical waste disposal, contact Metro at **503-234-3000**

