



SUN Coordinating Council

May 5, 2017



Pair and Share

What stands out to you about our theory of change?

What about the theory of change is important to your organization or those you represent?



Council Role

- Advise sponsors on policy areas/financial allocation
- Engage in strategic planning
- Align programs
- Develop supportive policies
- Engage the community
- Support implementation of Equity & Empowerment Lens
- Champion the system in a collective way
- Review dashboards and evaluation. Support continuous improvement efforts linked to results.
- Address systemic barriers and respond to emergent issues and trends



Resources

Around ICE/Deportation

<https://multco.us/global/deportation-know-your-rights>

Other relevant pages

- Immigrant and refugee legal help
<https://multco.us/global/immigrant-and-refugee-legal-help>
- Notario fraud
<https://multco.us/global/notario-fraud>
- Cultural services directory
<https://multco.us/global/cultural-services-directory>



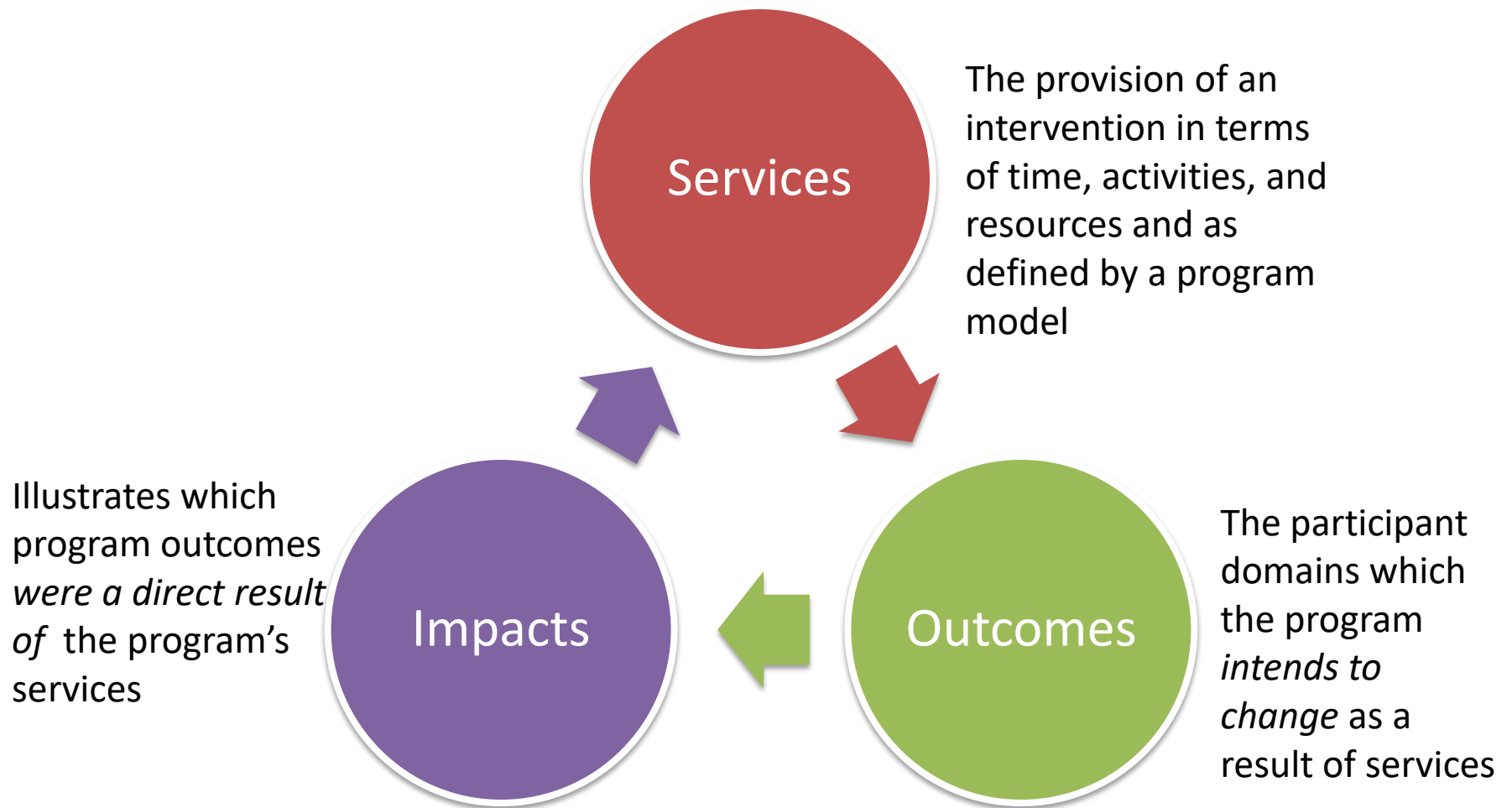
SUN Service System Data & Results Overview



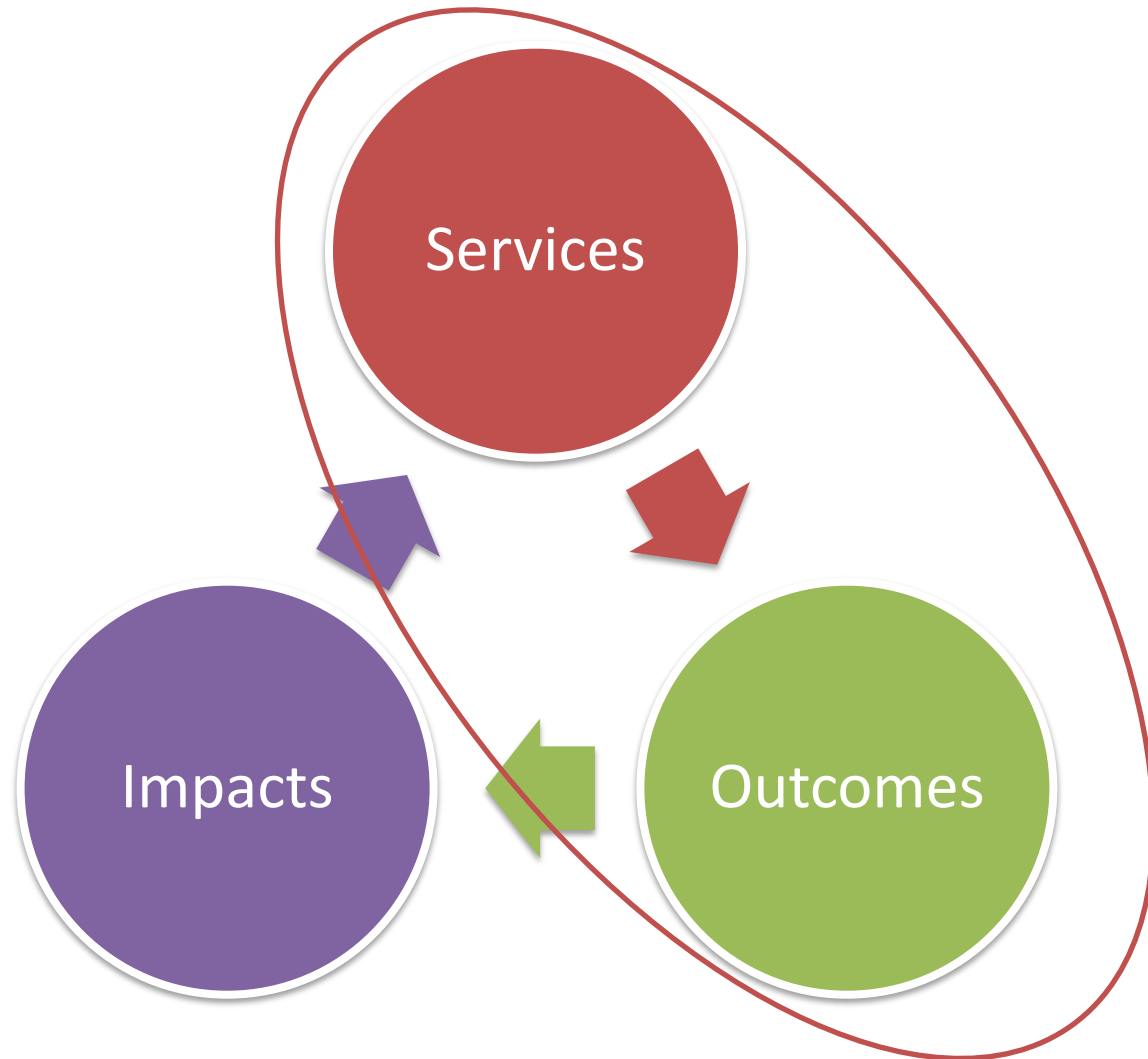
Aims

- ▶ Provide a framework for the overall SUN data and evaluation plan
- ▶ Review SUN System Outcomes for 2015-2016
- ▶ Gather Council feedback

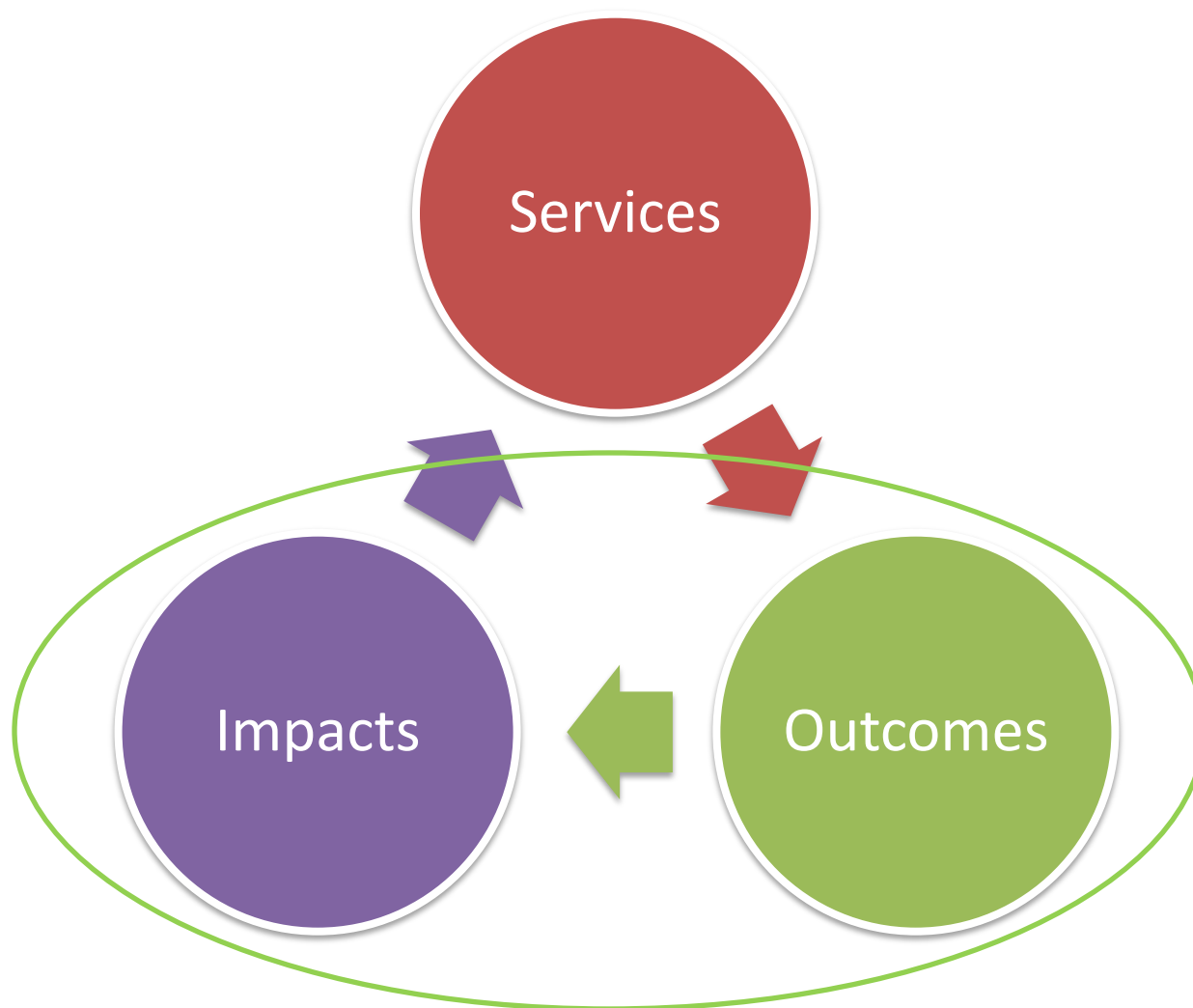
Data and Evaluation Model



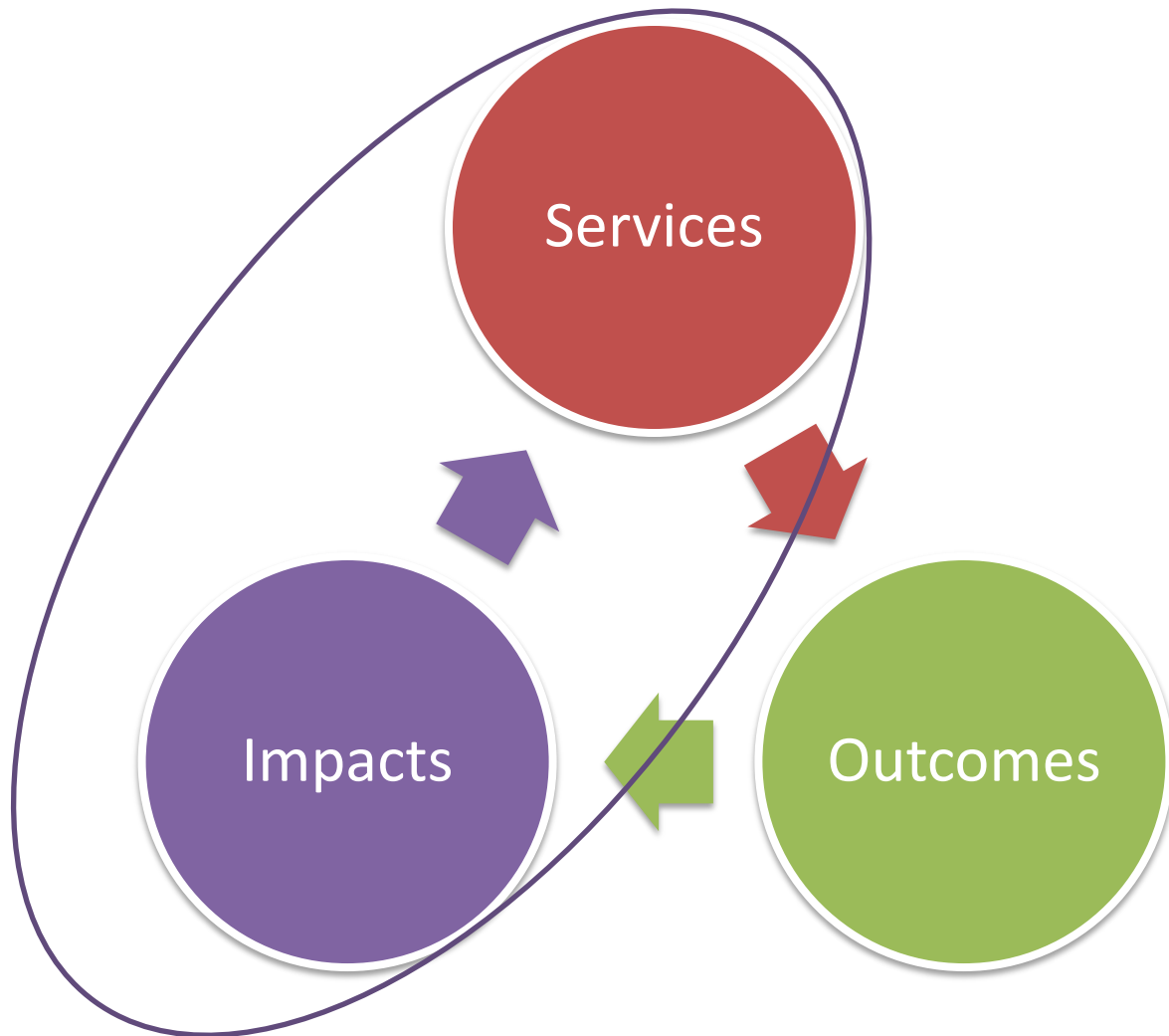
Multnomah County Staff: Program Monitoring



Mult. Co. Staff & Data and Results Subcommittee: Research and Evaluation



Coordinating Council: Data-Driven Decision Making



Current Process

Quarterly Snapshot
useful to examine dosage
and composition of
services

Program Monitoring

- **Are we on the right road?**
 - **Services:** Internal programming monitoring at the agency/site level of services
 - **Outcomes:** Annual reporting of outcomes
 - Answers the question “What are the successes of the youth, families, and communities engaging in SUN services?”

Impact Evaluation

- **Have we arrived at our destination?**
 - Moving toward this process to link outcomes and impacts that can be attributed to SUN services

Upcoming Efforts

1. Reviewing and refining the System's indicators and outcomes

- The County is in the process of developing a new strategic framework that includes:
 - System indicators to inform **service** provision
 - Relevant **outcomes**
 - And demonstrates relationship to population **impact**.
- As part of this we will be reviewing the current SUN measures and logic models. May involve the revision of program models and identified outcomes.
- This year we will begin the process with the following SUN Services:
 - Youth Advocacy, Community Schools, Parent Child Development Services, and Multnomah Stability Initiative

2. Systematically looking at individual services to understand impact

Initial Steps for Linking Outcomes to Impact

- Will focus initial efforts on measuring the impact of SUN Youth Advocacy.
- Narrow the focus to actionable steps that can move towards meeting the overall goal of showing **impact**.
 - Research and evaluation activities that illustrate impact can be time and resource intensive.
- May also include intermediate work to better understand the relationships between **service** provision and **outcomes**.
 - Ex: Based on the existing body of research, is there a minimum number of hours of case management needed in youth programming to predict successful outcomes?



What do we currently measure?

Theory of Change: Outcomes

SHORT-TERM OUTCOMES: CHILDREN/YOUTH

- Children are at the appropriate stage of development (early childhood)
- Immunizations Current (early childhood)
- Children attend Early Kindergarten Transition program
- Consistent School Attendance
 - Kindergarten, 6th Grade, 9th Grade
- Students meeting benchmark or growth target in Reading and Math
 - 3rd Grade Reading, 8th Grade Math
- High School Credit Attainment
 - 9th Grade credit attainment
- High School Graduation
- Suspensions and Expulsions
- Socio-emotional assets
 - Sense of belonging (engagement)
 - Sense of cultural identity
 - Growth mindset
 - Positive relationship with at least one adult

SHORT-TERM OUTCOMES: FAMILIES

- Housing Stability
- Family Income
 - Increased income
 - Improvement in ratio of income to expenses
- Social Capital - growth in relationship/social networks that :
 - Provide mutual support
 - Reinforce the family's culture and values
- Adult Education Level
 - Adult high school graduation or GED attainment
 - Enrollment of school-aged children in school
 - Adult completion of a job training program
- Wellness and Health
 - Improvement in food security
 - Gain or maintenance of health coverage



2015-16 SUN System Outcome Highlights

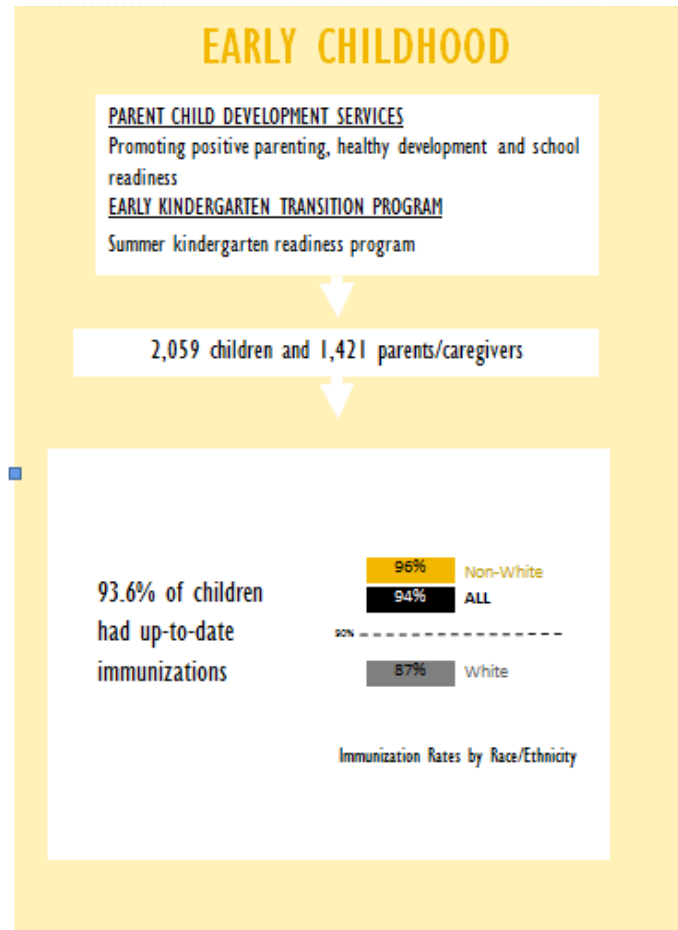
Theory of Change

We will improve the wellbeing of our entire community by collaborating and integrating strategies and services that have been shown to improve educational outcomes for people of color and those living in poverty.

31,333 children, youth and adults served

89.2% from a culturally specific community

Early Childhood



School-Age Children/Youth

SCHOOL-AGE CHILDREN/YOUTH

SUN COMMUNITY SCHOOLS

- Academic Support and Skill Development (Youth & Adults)
- Family Engagement and Strengthening
- Social, Health and Mental Health Services

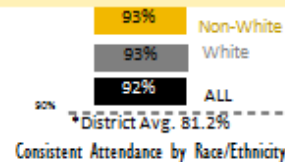
SOCIAL & SUPPORT SERVICES FOR EDUCATIONAL SUCCESS

ALCOHOL AND DRUG PREVENTION SERVICES

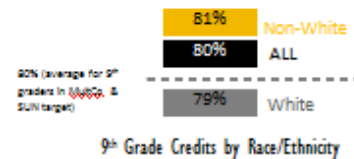
SERVICES FOR SEXUAL MINORITY YOUTH

25,009 children and youth ages 5-18

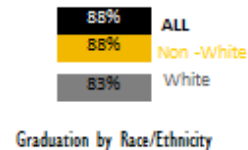
92.3% of students attended school regularly (90% of days)



80.4% of all 9th graders earned 6 or more credits during their first year of high school



87.8% of 12th graders graduated high school



Families

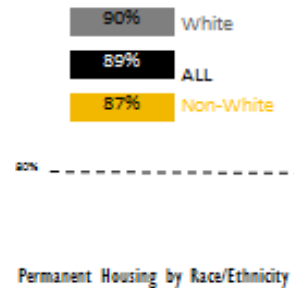
FAMILIES

ANTI-POVERTY/STABILITY SERVICES

Client engagement services, rent assistance and client assistance funds that support families to gain and maintain stable housing and increase their skills leading to increased income.

833 families, representing 2,844 individuals

88.8 % of families
who received rent
assistance remained
in permanent
housing 6 months
after exit





Additional Outcome Example #1

SUN Community Schools Teacher surveys

At the end of the school year, teachers noted observing growth in areas related to academic behavior including:

- 71% improved academic performance
- 69% improved class participation
- 60% improved getting along with peers



Additional Outcome Example #2

Youth Advocacy Case plan goal progress/achievement

- 96% of students made progress or achieved goals around self-esteem
- 96.3% of students made progress or achieved goals around pro-social friends and activities



Feedback

- Questions/Clarifications?
- Other feedback about the outcomes?