




# Threshold for Re-opening Multnomah County

## Status report for Wednesday, June 3, 2020

To be considered for Phase I reopening, each county must submit a proposal that shows the county meets several [prerequisites](#), and that as part of a health region, it meets additional requirements.

In addition to the state's criteria, Multnomah County will continue to evaluate the phases of re-opening the economy based on a health equity framework, prioritizing those at greater risk and adapting as necessary to the evolving situation.

Below we show [where Multnomah County is positioned](#) in each of those criteria. Once those criteria are met, the County will submit its proposal to the state.

<b>Spread of COVID-19</b> The following metrics are measured at the County level	
<b>Percentage of emergency department visits for COVID-19-like illnesses are less than the historic average for flu at the same time of year:</b> <ul style="list-style-type: none"><li>• The County meets this threshold.</li></ul>	 <b>Met</b>
<b>A 14-day decline in COVID-19 hospital admissions</b> <ul style="list-style-type: none"><li>• The County meets this threshold.</li></ul>	 <b>Met</b>
<b>Reduced impact on communities of color</b> <p>A 14-day decline in hospital admissions among people of color. The County meets this threshold.</p> <p>Multnomah County will continue to <a href="#">analyze disease burden</a> among communities of color, develop and share strategies to achieve health equity in partnership with communities of color. <a href="#">View the BIPOC Reopening Priorities and Strategies for Support.</a></p>	 <b>Met</b>

## Contact Tracing

The following metrics are measured at the County level

### 15 contact tracers per 100,000 people

- The County currently employs 63 staff who conduct contact tracing.



**In Progress**

### Contact tracing workforce is reflective of the county and able to work in needed languages

- More work is needed to meet this threshold.



**In Progress**

### Prepared to trace 95 percent of all new cases within 24 hours

- The County is attempting first contact within 24 hours in 95 percent or more of cases. The County meets this threshold.



**Met**

## Isolation Facilities

The following metrics are measured at the County level

### Hotel rooms or shelter locations for people who cannot self-quarantine if required, or who test positive and cannot self-isolate.

- The County meets this threshold.



**Met**

### Provide a narrative of how we will respond to three outbreak situations in the county.

Multnomah County follows [OHA investigative guidelines](#) on all cases and outbreaks of COVID-19. The County has prepared detailed narratives on its strategies for prevention, identification, and response for high risk settings:

- [Scenario 1: shelter](#)
- [Scenario 2: food processing plant](#)
- [Scenario 3: long term care facility](#)
- [Scenario 4: Corrections](#)

The County meets this threshold.



**Met**

## Testing Capacity

The following metrics are measured regionally

**Able to administer testing at a rate of 30 per 10,000 per week.**

- The region meets this threshold.



**Met**

**Sufficient testing sites accessible to underserved communities**

- More work is needed to meet this threshold.



**In Progress**

## Healthcare Capacity

The following metrics are measured regionally

**Able to accommodate a 20-percent increase in hospitalizations.**

- The region meets this threshold.



**Met**

## Personal Protective Equipment

The following metrics are measured regionally

**Hospitals must report supply daily through Oregon's hospital capacity web system**

- The region meets this threshold.



**Met**

**Hospitals must have an adequate supply of PPE**

- The region meets this threshold.



**Met**

## Personal Protective Equipment (continued)

The following metrics are measured at the County level

### Counties must have sufficient PPE for first responders

Emergency first response agencies serving Multnomah County have submitted attestations to having sufficient PPE. The County meets this threshold.



### PPE for key constituents

In addition to state requirements, the County evaluates the needs of health and social service agencies essential to community health and safety.

The County meet this threshold.

