

**Canvass Report — Total Voters — Official  
Clackamas County, Oregon — Special District Election — May 21, 2013**

Page 7 of 215

06/04/2013 11:45 AM


Total Number of Voters: 65,133 of 226,759 = 28.72%

Precincts Reporting 118 of 118 = 100.00%

**Mt Hood Community College Dir. Position 7 At Large - 2 Year Term**

Precinct	Blank Ballots Cast	Over Votes	Under Votes	Total Ballots Cast	Registered Voters	Percent Turnout	Paul Capell	Write-in	Totals
101	1	0	21	32	112	28.57%	11	0	11
104	0	0	0	1	1	100.00%	1	0	1
107	0	0	231	569	2,885	19.72%	328	10	338
108	0	0	187	462	2,352	19.64%	271	4	275
370	0	0	321	646	2,518	25.66%	322	3	325
371	0	0	258	543	1,887	28.78%	269	16	285
372	0	0	51	113	479	23.59%	59	3	62
373	0	0	411	874	3,283	26.62%	454	9	463
400	0	0	294	458	1,485	30.84%	153	11	164
401	0	0	189	342	1,247	27.43%	150	3	153
402	0	0	264	439	1,266	34.68%	170	5	175
403	0	0	225	414	1,288	32.14%	182	7	189
404	0	0	341	704	2,675	26.32%	350	13	363
405	0	1	184	361	1,159	31.15%	172	4	176
406	0	0	94	224	884	25.34%	128	2	130
412	0	0	38	56	180	31.11%	18	0	18
414	0	0	33	65	214	30.37%	32	0	32
415	0	0	18	29	96	30.21%	11	0	11
<b>Totals:</b>	<b>1</b>	<b>1</b>	<b>3,160</b>	<b>6,332</b>	<b>24,011</b>		<b>3,081</b>	<b>90</b>	<b>3,171</b>

CERTIFIED COPY OF THE ORIGINAL  
SHERRY HALL, COUNTY CLERK

BY: 

**Canvass Report — Total Voters — Official  
Clackamas County, Oregon — Special District Election — May 21, 2013**


Total Number of Voters: 65,133 of 226,759 = 28.72%

Precincts Reporting 118 of 118 = 100.00%

**Mt Hood Community College Dir. Zone 2 - 4 Year Term**

Precinct	Blank Ballots Cast	Over Votes	Under Votes	Total Ballots Cast	Registered Voters	Percent Turnout	James Zordich	Ron Weisdorfer	Write-in	Totals
107	0	0	177	569	2,885	19.72%	154	232	6	392
108	0	0	150	462	2,352	19.64%	108	201	3	312
370	0	0	220	646	2,518	25.66%	145	278	3	426
371	0	0	197	543	1,887	28.78%	119	216	11	346
372	0	0	40	113	479	23.59%	19	51	3	73
373	0	0	322	874	3,283	26.62%	245	303	4	552
401	0	0	137	342	1,247	27.43%	72	131	2	205
402	0	0	69	157	411	38.20%	38	49	1	88
403	0	0	174	414	1,288	32.14%	106	131	3	240
404	0	0	245	704	2,675	26.32%	154	296	9	459
405	0	1	131	361	1,159	31.15%	88	139	2	229
406	0	0	77	224	884	25.34%	54	93	0	147
412	0	0	32	56	180	31.11%	9	15	0	24
414	0	0	33	65	214	30.37%	12	20	0	32
<b>Totals:</b>	<b>0</b>	<b>1</b>	<b>2,004</b>	<b>5,530</b>	<b>21,462</b>		<b>1,323</b>	<b>2,155</b>	<b>47</b>	<b>3,525</b>

CERTIFIED COPY OF THE ORIGINAL  
SHERRY HALL, COUNTY CLERK

BY: 

**Canvass Report — Total Voters — Official  
Clackamas County, Oregon — Special District Election — May 21, 2013**

Page 9 of 215

06/04/2013 11:45 AM


Total Number of Voters: 65,133 of 226,759 = 28.72%

Precincts Reporting 118 of 118 = 100.00%

**Portland Community College Director Zone 1 - 4 Year Term**

Precinct	Blank Ballots Cast	Over Votes	Under Votes	Total Ballots Cast	Registered Voters	Percent Turnout	Denise Frisbee	Write-in	Totals
070	0	0	2	3	5	60.00%	0	1	1
134	0	0	20	27	82	32.93%	7	0	7
151	1	0	453	1,084	2,631	41.20%	616	15	631
152	0	0	472	1,166	2,844	41.00%	678	16	694
153	0	0	382	929	2,668	34.82%	543	4	547
154	1	0	104	307	677	45.35%	201	2	203
155	0	0	484	1,248	3,146	39.67%	756	8	764
156	0	0	535	1,248	3,246	38.45%	704	9	713
157	0	0	422	1,035	2,502	41.37%	592	21	613
158	0	0	262	644	1,921	33.52%	372	10	382
159	0	0	457	1,187	3,680	32.26%	712	18	730
160	0	0	28	47	178	26.40%	19	0	19
251	0	0	0	0	1	0.00%	0	0	0
280	1	0	142	385	1,366	28.18%	238	5	243
281	1	0	219	532	1,504	35.37%	313	0	313
282	0	0	40	123	505	24.36%	83	0	83
283	0	0	89	200	507	39.45%	110	1	111
320	0	0	51	89	221	40.27%	36	2	38
<b>Totals:</b>	<b>4</b>	<b>0</b>	<b>4,162</b>	<b>10,254</b>	<b>27,684</b>		<b>5,980</b>	<b>112</b>	<b>6,092</b>

CERTIFIED COPY OF THE ORIGINAL  
SHERRY HALL, COUNTY CLERK

BY: 

**Canvass Report — Total Voters — Official  
Clackamas County, Oregon — Special District Election — May 21, 2013**

Page 18 of 215

06/04/2013 11:45 AM


Total Number of Voters: 65,133 of 226,759 = 28.72%

Precincts Reporting 118 of 118 = 100.00%

**Multnomah County ESD Director Position 2 At Large - 4 Year Term**

Precinct	Blank Ballots Cast	Over Votes	Under Votes	Total Ballots Cast	Registered Voters	Percent Turnout	Patrick Lasswell	Nels Johnson	Write-in	Totals
071	0	0	63	96	160	60.00%	7	25	1	33
101	1	0	20	32	112	28.57%	7	5	0	12
104	0	0	1	1	1	100.00%	0	0	0	0
159	0	1	6	11	41	26.83%	1	3	0	4
283	0	0	10	15	55	27.27%	2	3	0	5
400	0	3	320	458	1,485	30.84%	56	73	6	135
401	0	0	229	342	1,251	27.34%	52	59	2	113
402	0	0	291	439	1,266	34.68%	70	72	6	148
403	0	0	250	363	1,148	31.62%	49	61	3	113
404	0	0	131	224	974	23.00%	41	48	4	93
405	0	0	21	42	116	36.21%	9	12	0	21
412	0	0	37	56	180	31.11%	8	10	1	19
414	0	0	43	65	214	30.37%	12	10	0	22
415	0	0	21	29	96	30.21%	4	4	0	8
<b>Totals:</b>	<b>1</b>	<b>4</b>	<b>1,443</b>	<b>2,173</b>	<b>7,099</b>		<b>318</b>	<b>385</b>	<b>23</b>	<b>726</b>

CERTIFIED COPY OF THE ORIGINAL  
SHERRY HALL, COUNTY CLERK

BY: 

**Canvass Report — Total Voters — Official  
Clackamas County, Oregon — Special District Election — May 21, 2013**


Total Number of Voters: 65,133 of 226,759 = 28.72%

Precincts Reporting 118 of 118 = 100.00%

**Multnomah County ESD Director Position 4 Zone 4 - 4 Year Term**

Precinct	Blank Ballots Cast	Over Votes	Under Votes	Total Ballots Cast	Registered Voters	Percent Turnout	Francisco (Frank) Acosta Jr	Write-in	Totals
101	1	0	21	32	112	28.57%	10	1	11
104	0	0	1	1	1	100.00%	0	0	0
400	0	0	147	229	772	29.66%	73	9	82
415	0	0	19	29	96	30.21%	10	0	10
<b>Totals:</b>	<b>1</b>	<b>0</b>	<b>188</b>	<b>291</b>	<b>981</b>		<b>93</b>	<b>10</b>	<b>103</b>

CERTIFIED COPY OF THE ORIGINAL  
SHERRY HALL, COUNTY CLERK

BY: 

**Canvass Report — Total Voters — Official  
Clackamas County, Oregon — Special District Election — May 21, 2013**


Total Number of Voters: 65,133 of 226,759 = 28.72%

Precincts Reporting 118 of 118 = 100.00%

**Multnomah County ESD Director Position 1 Zone 5 - 4 Year Term**

Precinct	Blank Ballots Cast	Over Votes	Under Votes	Total Ballots Cast	Registered Voters	Percent Turnout	Bernie Giusto	Chris Cochran	Write-in	Totals
400	0	0	121	229	713	32.12%	50	55	3	108
401	0	0	181	342	1,251	27.34%	76	83	2	161
402	0	0	253	439	1,266	34.68%	76	106	4	186
403	0	0	195	363	1,148	31.62%	95	70	3	168
404	0	0	90	224	974	23.00%	60	70	4	134
405	0	0	15	42	116	36.21%	17	10	0	27
412	0	0	35	56	180	31.11%	11	9	1	21
414	0	0	28	65	214	30.37%	22	15	0	37
<b>Totals:</b>	<b>0</b>	<b>0</b>	<b>918</b>	<b>1,760</b>	<b>5,862</b>		<b>407</b>	<b>418</b>	<b>17</b>	<b>842</b>

CERTIFIED COPY OF THE ORIGINAL  
SHERRY HALL, COUNTY CLERK

BY: 

**Canvass Report — Total Voters — Official  
Clackamas County, Oregon — Special District Election — May 21, 2013**

Total Number of Voters: 65,133 of 226,759 = 28.72%


Precincts Reporting 118 of 118 = 100.00%

**Centennial School Director Position 6 At Large - 4 Year Term**

Precinct	Blank Ballots Cast	Over Votes	Under Votes	Total Ballots Cast	Registered Voters	Percent Turnout	Rod Boettcher	Write-in	Totals
101	1	0	18	32	112	28.57%	14	0	14
104	0	0	0	1	1	100.00%	1	0	1
400	0	0	146	229	772	29.66%	79	4	83
415	0	0	19	29	96	30.21%	10	0	10
<b>Totals:</b>	<b>1</b>	<b>0</b>	<b>183</b>	<b>291</b>	<b>981</b>		<b>104</b>	<b>4</b>	<b>108</b>

CERTIFIED COPY OF THE ORIGINAL  
SHERRY HALL, COUNTY CLERK

BY:



**Canvass Report — Total Voters — Official  
Clackamas County, Oregon — Special District Election — May 21, 2013**

Page 26 of 215

06/04/2013 11:45 AM

Total Number of Voters: 65,133 of 226,759 = 28.72%


Precincts Reporting 118 of 118 = 100.00%

**Centennial School District Director Position 7 At Large - 4 Year Term**

Precinct	Blank Ballots Cast	Over Votes	Under Votes	Total Ballots Cast	Registered Voters	Percent Turnout	Jeff Nelson	Ernie Butenschoen	Write-in	Totals
101	1	0	19	32	112	28.57%	8	5	0	13
104	0	0	1	1	1	100.00%	0	0	0	0
400	0	0	140	229	772	29.66%	53	34	2	89
415	0	0	22	29	96	30.21%	3	4	0	7
<b>Totals:</b>	<b>1</b>	<b>0</b>	<b>182</b>	<b>291</b>	<b>981</b>		<b>64</b>	<b>43</b>	<b>2</b>	<b>109</b>

CERTIFIED COPY OF THE ORIGINAL  
SHERRY HALL, COUNTY CLERK

BY:





**Canvass Report — Total Voters — Official**  
**Clackamas County, Oregon — Special District Election — May 21, 2013**

Page 27 of 215

06/04/2013 11:45 AM


Total Number of Voters: 65,133 of 226,759 = 28.72%

Precincts Reporting 118 of 118 = 100.00%

**Centennial School District Director Zone 1 - 4 Year Term**

Precinct	Blank Ballots Cast	Over Votes	Under Votes	Total Ballots Cast	Registered Voters	Percent Turnout	Kelly Morency	Write-in	Totals
101	1	0	18	32	112	28.57%	14	0	14
104	0	0	0	1	1	100.00%	1	0	1
400	0	0	149	229	772	29.66%	76	4	80
415	0	0	19	29	96	30.21%	10	0	10
<b>Totals:</b>	<b>1</b>	<b>0</b>	<b>186</b>	<b>291</b>	<b>981</b>		<b>101</b>	<b>4</b>	<b>105</b>

CERTIFIED COPY OF THE ORIGINAL  
 SHERRY HALL, COUNTY CLERK

BY: 

**Canvass Report — Total Voters — Official  
Clackamas County, Oregon — Special District Election — May 21, 2013**

Page 28 of 215

06/04/2013 11:45 AM

Total Number of Voters: 65,133 of 226,759 = 28.72%

Precincts Reporting 118 of 118 = 100.00%

**Centennial School District Director Zone 3 - 4 Year Term**

Precinct	Blank Ballots Cast	Over Votes	Under Votes	Total Ballots Cast	Registered Voters	Percent Turnout	Tim S Cook	Write-in	Totals
101	1	0	19	32	112	28.57%	13	0	13
104	0	0	0	1	1	100.00%	1	0	1
400	0	0	150	229	772	29.66%	75	4	79
415	0	0	19	29	96	30.21%	10	0	10
<b>Totals:</b>	<b>1</b>	<b>0</b>	<b>188</b>	<b>291</b>	<b>981</b>		<b>99</b>	<b>4</b>	<b>103</b>

CERTIFIED COPY OF THE ORIGINAL  
SHERRY HALL, COUNTY CLERK  
BY: *Sherry Hall*

**Canvass Report — Total Voters — Official  
Clackamas County, Oregon — Special District Election — May 21, 2013**

Page 41 of 215

06/04/2013 11:45 AM

Total Number of Voters: 65,133 of 226,759 = 28.72%


Precincts Reporting 118 of 118 = 100.00%

**Gresham-Barlow School District Director Position 3 Zone 2 - 4 Year Term**

Precinct	Blank Ballots Cast	Over Votes	Under Votes	Total Ballots Cast	Registered Voters	Percent Turnout	Matthew S O'Connell	Write-in	Totals
400	0	0	138	229	713	32.12%	87	4	91
401	0	0	180	342	1,251	27.34%	159	3	162
402	0	0	240	439	1,266	34.68%	197	2	199
403	0	0	183	363	1,148	31.62%	176	4	180
404	0	0	105	224	974	23.00%	115	4	119
405	0	0	15	42	116	36.21%	27	0	27
412	0	0	38	56	180	31.11%	18	0	18
414	0	0	31	65	214	30.37%	33	1	34
<b>Totals:</b>	<b>0</b>	<b>0</b>	<b>930</b>	<b>1,760</b>	<b>5,862</b>		<b>812</b>	<b>18</b>	<b>830</b>

CERTIFIED COPY OF THE ORIGINAL  
SHERRY HALL, COUNTY CLERK

BY:



**Canvass Report — Total Voters — Official  
Clackamas County, Oregon — Special District Election — May 21, 2013**


Total Number of Voters: 65,133 of 226,759 = 28.72%

Precincts Reporting 118 of 118 = 100.00%

**Gresham-Barlow School District Director Position 4 At Large - 4 Year Term**

Precinct	Blank Ballots Cast	Over Votes	Under Votes	Total Ballots Cast	Registered Voters	Percent Turnout	Carla Piluso	Write-in	Totals
400	0	0	123	229	713	32.12%	100	6	106
401	0	0	175	342	1,251	27.34%	165	2	167
402	0	0	251	439	1,266	34.68%	186	2	188
403	0	0	167	363	1,148	31.62%	191	5	196
404	0	0	96	224	974	23.00%	126	2	128
405	0	0	17	42	116	36.21%	25	0	25
412	0	0	34	56	180	31.11%	22	0	22
414	0	0	30	65	214	30.37%	34	1	35
<b>Totals:</b>	<b>0</b>	<b>0</b>	<b>893</b>	<b>1,760</b>	<b>5,862</b>		<b>849</b>	<b>18</b>	<b>867</b>

CERTIFIED COPY OF THE ORIGINAL  
SHERRY HALL, COUNTY CLERK

BY: 

**Canvass Report — Total Voters — Official  
Clackamas County, Oregon — Special District Election — May 21, 2013**

Page 43 of 215

06/04/2013 11:45 AM

Total Number of Voters: 65,133 of 226,759 = 28.72%


Precincts Reporting 118 of 118 = 100.00%

**Gresham-Barlow School District Director Position 5 Zone 4 - 4 Year Term**

Precinct	Blank Ballots Cast	Over Votes	Under Votes	Total Ballots Cast	Registered Voters	Percent Turnout	Kent H Zook	Write-in	Totals
400	0	0	147	229	713	32.12%	77	5	82
401	0	0	191	342	1,251	27.34%	149	2	151
402	0	0	270	439	1,266	34.68%	168	1	169
403	0	0	204	363	1,148	31.62%	154	5	159
404	0	0	110	224	974	23.00%	109	5	114
405	0	0	19	42	116	36.21%	23	0	23
412	0	0	39	56	180	31.11%	17	0	17
414	0	0	34	65	214	30.37%	30	1	31
<b>Totals:</b>	<b>0</b>	<b>0</b>	<b>1,014</b>	<b>1,760</b>	<b>5,862</b>		<b>727</b>	<b>19</b>	<b>746</b>

CERTIFIED COPY OF THE ORIGINAL  
SHERRY HALL, COUNTY CLERK

BY:



**Canvass Report — Total Voters — Official  
Clackamas County, Oregon — Special District Election — May 21, 2013**

Total Number of Voters: 65,133 of 226,759 = 28.72%

Precincts Reporting 118 of 118 = 100.00%

**Gresham-Barlow School District Director Position 6 At Large - 4 Year Term**

Precinct	Blank Ballots Cast	Over Votes	Under Votes	Total Ballots Cast	Registered Voters	Percent Turnout	Dale Clark	Alan M Baird	Write-in	Totals
400	0	0	117	229	713	32.12%	75	33	4	112
401	0	0	151	342	1,251	27.34%	149	40	2	191
402	0	0	215	439	1,266	34.68%	155	67	2	224
403	0	0	159	363	1,148	31.62%	143	59	2	204
404	0	0	97	224	974	23.00%	92	31	4	127
405	0	0	12	42	116	36.21%	23	7	0	30
412	0	0	27	56	180	31.11%	21	8	0	29
414	0	0	25	65	214	30.37%	26	13	1	40
<b>Totals:</b>	<b>0</b>	<b>0</b>	<b>803</b>	<b>1,760</b>	<b>5,862</b>		<b>684</b>	<b>258</b>	<b>15</b>	<b>957</b>

CERTIFIED COPY OF THE ORIGINAL  
SHERRY HALL, COUNTY CLERK

BY:

*Sherry Hall*

**Canvass Report — Total Voters — Official  
Clackamas County, Oregon — Special District Election — May 21, 2013**

Page 69 of 215

06/04/2013 11:45 AM

Total Number of Voters: 65,133 of 226,759 = 28.72%

Precincts Reporting 118 of 118 = 100.00%

**Portland School District Director Zone 4 - 4 Year Term**

Precinct	Blank Ballots Cast	Over Votes	Under Votes	Total Ballots Cast	Registered Voters	Percent Turnout	Martin Gonzalez	Steve Buel	Write-in	Totals
071	0	0	37	96	160	60.00%	25	34	0	59
159	0	0	6	11	41	26.83%	1	4	0	5
<b>Totals:</b>	<b>0</b>	<b>0</b>	<b>43</b>	<b>107</b>	<b>201</b>		<b>26</b>	<b>38</b>	<b>0</b>	<b>64</b>

CERTIFIED COPY OF THE ORIGINAL  
CAST BY HALL, COUNTY CLERK

*Sherry Hall*

**Canvass Report — Total Voters — Official  
Clackamas County, Oregon — Special District Election — May 21, 2013**

Page 70 of 215

06/04/2013 11:45 AM


Total Number of Voters: 65,133 of 226,759 = 28.72%

Precincts Reporting 118 of 118 = 100.00%

**Portland School District Director Zone 5 - 4 Year Term**

Precinct	Blank Ballots Cast	Over Votes	Under Votes	Total Ballots Cast	Registered Voters	Percent Turnout	Pam Knowles	Write-in	Totals
071	0	0	53	96	160	60.00%	43	0	43
159	0	0	7	11	41	26.83%	4	0	4
<b>Totals:</b>	<b>0</b>	<b>0</b>	<b>60</b>	<b>107</b>	<b>201</b>		<b>47</b>	<b>0</b>	<b>47</b>

CERTIFIED COPY OF THE ORIGINAL  
CHERRY HALL, COUNTY CLERK

BY: 



**Canvass Report — Total Voters — Official  
Clackamas County, Oregon — Special District Election — May 21, 2013**

Page 71 of 215

06/04/2013 11:45 AM


Total Number of Voters: 65,133 of 226,759 = 28.72%

Precincts Reporting 118 of 118 = 100.00%

**Portland School District Director Zone 6 - 4 Year Term**

Precinct	Blank Ballots Cast	Over Votes	Under Votes	Total Ballots Cast	Registered Voters	Percent Turnout	Tom Koehler	David Morrison	Write-in	Totals
071	0	0	46	96	160	60.00%	37	13	0	50
159	0	0	8	11	41	26.83%	3	0	0	3
<b>Totals:</b>	<b>0</b>	<b>0</b>	<b>54</b>	<b>107</b>	<b>201</b>		<b>40</b>	<b>13</b>	<b>0</b>	<b>53</b>

CERTIFIED COPY OF THE ORIGINAL  
SHERRY HALL, COUNTY CLERK

By: 

**Canvass Report — Total Voters — Official  
Clackamas County, Oregon — Special District Election — May 21, 2013**

Page 72 of 215

06/04/2013 11:45 AM

Total Number of Voters: 65,133 of 226,759 = 28.72%

Precincts Reporting 118 of 118 = 100.00%

**Riverdale School District Director Position 1 - 4 Year Term**

Precinct	Blank Ballots Cast	Over Votes	Under Votes	Total Ballots Cast	Registered Voters	Percent Turnout	John Bogaty	Write-in	Totals
283	0	0	2	15	55	27.27%	13	0	13
<b>Totals:</b>	<b>0</b>	<b>0</b>	<b>2</b>	<b>15</b>	<b>55</b>		<b>13</b>	<b>0</b>	<b>13</b>

CERTIFIED COPY OF THE ORIGINAL  
COUNTY CLERK

*Sherry Hall*

**Canvass Report — Total Voters — Official  
Clackamas County, Oregon — Special District Election — May 21, 2013**

Page 73 of 215

06/04/2013 11:45 AM

Total Number of Voters: 65,133 of 226,759 = 28.72%

Precincts Reporting 118 of 118 = 100.00%

**Riverdale School District Director Position 3 - 4 Year Term**

Precinct	Blank Ballots Cast	Over Votes	Under Votes	Total Ballots Cast	Registered Voters	Percent Turnout	Michael B Gunter	Write-in	Totals
283	0	0	3	15	55	27.27%	12	0	12
<b>Totals:</b>	<b>0</b>	<b>0</b>	<b>3</b>	<b>15</b>	<b>55</b>		<b>12</b>	<b>0</b>	<b>12</b>

CERTIFIED COPY OF THE ORIGINAL  
SHERRY HALL, COUNTY CLERK

BY: 

**Canvass Report — Total Voters — Official  
Clackamas County, Oregon — Special District Election — May 21, 2013**

Page 74 of 215

06/04/2013 11:45 AM


Total Number of Voters: 65,133 of 226,759 = 28.72%

Precincts Reporting 118 of 118 = 100.00%

**Riverdale School District Director Position 5 - 4 Year Term**

Precinct	Blank Ballots Cast	Over Votes	Under Votes	Total Ballots Cast	Registered Voters	Percent Turnout	Michelle Janke	Write-in	Totals
283	0	0	3	15	55	27.27%	12	0	12
<b>Totals:</b>	<b>0</b>	<b>0</b>	<b>3</b>	<b>15</b>	<b>55</b>		<b>12</b>	<b>0</b>	<b>12</b>

CERTIFIED COPY OF THE ORIGINAL  
SHERRY HALL, COUNTY CLERK

BY: 

**Canvass Report — Total Voters — Official  
Clackamas County, Oregon — Special District Election — May 21, 2013**

Page 157 of 215

06/04/2013 11:45 AM

Total Number of Voters: 65,133 of 226,759 = 28.72%

Precincts Reporting 118 of 118 = 100.00%

**Pleasant Home Water Commissioner Position 1 - 4 Year Term**

Precinct	Blank Ballots Cast	Over Votes	Under Votes	Total Ballots Cast	Registered Voters	Percent Turnout	James D Stanley	Write-in	Totals
404	0	0	6	14	36	38.89%	8	0	8
<b>Totals:</b>	<b>0</b>	<b>0</b>	<b>6</b>	<b>14</b>	<b>36</b>		<b>8</b>	<b>0</b>	<b>8</b>

CERTIFIED COPY OF THE ORIGINAL  
SHERRY HALL, COUNTY CLERK

BY: 

**Canvass Report — Total Voters — Official  
Clackamas County, Oregon — Special District Election — May 21, 2013**

Page 158 of 215

06/04/2013 11:45 AM


Total Number of Voters: 65,133 of 226,759 = 28.72%

Precincts Reporting 118 of 118 = 100.00%

**Pleasant Home Water Commissioner Position 2 - 4 Year Term**

Precinct	Blank Ballots Cast	Over Votes	Under Votes	Total Ballots Cast	Registered Voters	Percent Turnout	John W Williams	Write-in	Totals
404	0	0	6	14	36	38.89%	8	0	8
<b>Totals:</b>	<b>0</b>	<b>0</b>	<b>6</b>	<b>14</b>	<b>36</b>		<b>8</b>	<b>0</b>	<b>8</b>

CERTIFIED COPY OF THE ORIGINAL  
SHERRY HALL, COUNTY CLERK

BY: 

**Canvass Report — Total Voters — Official  
Clackamas County, Oregon — Special District Election — May 21, 2013**

Page 159 of 215

06/04/2013 11:45 AM

Total Number of Voters: 65,133 of 226,759 = 28.72%


Precincts Reporting 118 of 118 = 100.00%

**Pleasant Home Water Commissioner Position 4 - 4 Year Term**

Precinct	Blank Ballots Cast	Over Votes	Under Votes	Total Ballots Cast	Registered Voters	Percent Turnout	Kristin Cook	Write-in	Totals
404	0	0	6	14	36	38.89%	8	0	8
<b>Totals:</b>	<b>0</b>	<b>0</b>	<b>6</b>	<b>14</b>	<b>36</b>		<b>8</b>	<b>0</b>	<b>8</b>

CERTIFIED COPY OF THE ORIGINAL  
SHERRY HALL COUNTY CLERK

BY:



**Canvass Report — Total Voters — Official  
Clackamas County, Oregon — Special District Election — May 21, 2013**

Page 114 of 215

06/04/2013 11:45 AM


Total Number of Voters: 65,133 of 226,759 = 28.72%

Precincts Reporting 118 of 118 = 100.00%

**Riverdale Fire Director Position 1 - 4 Year Term**

Precinct	Blank Ballots Cast	Over Votes	Under Votes	Total Ballots Cast	Registered Voters	Percent Turnout	Thomas Miller	Write-in	Totals
283	0	0	51	111	264	42.05%	60	0	60
<b>Totals:</b>	<b>0</b>	<b>0</b>	<b>51</b>	<b>111</b>	<b>264</b>		<b>60</b>	<b>0</b>	<b>60</b>

CERTIFIED COPY OF THE ORIGINAL  
SHERRY HALL, COUNTY CLERK

BY: 



**Canvass Report — Total Voters — Official  
Clackamas County, Oregon — Special District Election — May 21, 2013**

Page 115 of 215

06/04/2013 11:45 AM


Total Number of Voters: 65,133 of 226,759 = 28.72%

Precincts Reporting 118 of 118 = 100.00%

**Riverdale Fire Director Position 2 - 4 Year Term**

Precinct	Blank Ballots Cast	Over Votes	Under Votes	Total Ballots Cast	Registered Voters	Percent Turnout	Rod Graham	Write-in	Totals
283	0	0	50	111	264	42.05%	61	0	61
<b>Totals:</b>	<b>0</b>	<b>0</b>	<b>50</b>	<b>111</b>	<b>264</b>		<b>61</b>	<b>0</b>	<b>61</b>

CERTIFIED COPY OF THE ORIGINAL  
SHERY HALL, COUNTY CLERK

By 

**Canvass Report — Total Voters — Official  
Clackamas County, Oregon — Special District Election — May 21, 2013**

Page 208 of 215

06/04/2013 11:45 AM

Total Number of Voters: 65,133 of 226,759 = 28.72%


Precincts Reporting 118 of 118 = 100.00%

**26-150 City of Portland: Renew five-year levy to prevent child abuse, child hunger**

Precinct	Blank Ballots Cast	Over Votes	Under Votes	Total Ballots Cast	Registered Voters	Percent Turnout	YES	NO	Totals
070	0	0	0	3	5	60.00%	1	2	3
071	0	0	3	96	160	60.00%	54	39	93
072	0	0	2	54	112	48.21%	26	26	52
073	0	0	2	76	177	42.94%	41	33	74
074	0	0	1	19	59	32.20%	11	7	18
104	0	0	0	3	4	75.00%	1	2	3
<b>Totals:</b>	<b>0</b>	<b>0</b>	<b>8</b>	<b>251</b>	<b>517</b>		<b>134</b>	<b>109</b>	<b>243</b>

CERTIFIED COPY OF THE ORIGINAL  
SHERRY HALL, COUNTY CLERK

BY: \_\_\_\_\_



**Canvass Report — Total Voters — Official  
Clackamas County, Oregon — Special District Election — May 21, 2013**

Page 209 of 215

06/04/2013 11:45 AM


Total Number of Voters: 65,133 of 226,759 = 28.72%

Precincts Reporting 118 of 118 = 100.00%

**26-151 City of Portland: Fluoridation of Portland drinking water supply**

Precinct	Blank Ballots Cast	Over Votes	Under Votes	Total Ballots Cast	Registered Voters	Percent Turnout	YES	NO	Totals
070	0	0	0	3	5	60.00%	0	3	3
071	0	0	2	96	160	60.00%	56	38	94
072	0	0	0	54	112	48.21%	18	36	54
073	0	0	0	76	177	42.94%	27	49	76
074	0	0	1	19	59	32.20%	10	8	18
104	0	0	0	3	4	75.00%	3	0	3
<b>Totals:</b>	<b>0</b>	<b>0</b>	<b>3</b>	<b>251</b>	<b>517</b>		<b>114</b>	<b>134</b>	<b>248</b>

CERTIFIED COPY OF THE ORIGINAL  
SHERBY HALL, COUNTY CLERK

BY: 

**Canvass Report — Total Voters — Official  
Clackamas County, Oregon — Special District Election — May 21, 2013**

Page 212 of 215

06/04/2013 11:45 AM


Total Number of Voters: 65,133 of 226,759 = 28.72%

Precincts Reporting 118 of 118 = 100.00%

**26-152 Metro: Local option levy: improve natural areas, water quality for fish**

Precinct	Blank Ballots Cast	Over Votes	Under Votes	Total Ballots Cast	Registered Voters	Percent Turnout	YES	NO	Totals
001	0	0	34	1,084	3,742	28.97%	419	631	1,050
002	1	0	29	822	3,163	25.99%	362	431	793
003	0	0	21	654	2,304	28.39%	282	351	633
004	0	0	1	8	32	25.00%	2	5	7
005	1	0	28	796	3,612	22.04%	334	434	768
006	0	0	14	693	2,388	29.02%	255	424	679
007	0	1	10	676	2,789	24.24%	267	398	665
010	0	0	1	8	18	44.44%	0	7	7
031	0	0	19	577	2,203	26.19%	241	317	558
032	0	0	11	576	2,244	25.67%	251	314	565
033	1	0	33	701	2,263	30.98%	290	378	668
051	0	0	20	759	2,607	29.11%	453	286	739
052	0	0	29	780	2,664	29.28%	388	363	751
053	2	1	18	599	2,196	27.28%	300	280	580
054	0	0	33	716	2,234	32.05%	347	336	683
055	0	0	27	739	2,519	29.34%	325	387	712
070	0	0	0	3	5	60.00%	0	3	3
071	0	0	3	96	160	60.00%	43	50	93
072	0	0	1	54	112	48.21%	24	29	53
073	0	0	0	76	177	42.94%	30	46	76
074	0	0	1	19	59	32.20%	8	10	18
100	0	0	1	107	397	26.95%	35	71	106
101	1	3	28	778	3,685	21.11%	304	443	747
102	0	0	4	40	284	14.08%	13	23	36
103	0	0	36	779	2,974	26.19%	284	459	743
104	0	0	0	3	4	75.00%	1	2	3
105	1	1	11	254	990	25.66%	108	134	242
130	0	0	18	774	2,727	28.38%	373	383	756
131	1	0	18	715	2,866	24.95%	351	346	697
132	0	0	12	565	2,311	24.45%	271	282	553
133	0	0	15	1,182	3,687	32.06%	661	506	1,167
134	0	0	29	776	2,440	31.80%	402	345	747

CERTIFIED COPY OF THE ORIGINAL  
SHERRY HALL, COUNTY CLERK

BY 

**Canvass Report — Total Voters — Official  
Clackamas County, Oregon — Special District Election — May 21, 2013**

Page 213 of 215

06/04/2013 11:45 AM

Total Number of Voters: 65,133 of 226,759 = 28.72%

Precincts Reporting 118 of 118 = 100.00%

**26-152 Metro: Local option levy: improve natural areas, water quality for fish**

Precinct	Blank Ballots Cast	Over Votes	Under Votes	Total Ballots Cast	Registered Voters	Percent Turnout	YES	NO	Totals
135	0	0	16	814	2,709	30.05%	424	374	798
151	1	1	113	1,084	2,631	41.20%	542	428	970
152	0	0	96	1,166	2,844	41.00%	636	434	1,070
153	0	1	115	929	2,668	34.82%	442	371	813
154	1	0	23	331	726	45.59%	185	123	308
155	0	1	101	1,248	3,146	39.67%	645	501	1,146
156	0	0	114	1,248	3,246	38.45%	636	498	1,134
157	0	0	95	1,035	2,502	41.37%	487	453	940
158	0	0	49	644	1,921	33.52%	313	282	595
159	0	2	92	1,187	3,680	32.26%	626	467	1,093
160	0	0	14	133	400	33.25%	50	69	119
201	0	0	23	763	3,227	23.64%	361	379	740
202	1	0	28	928	4,523	20.52%	456	444	900
203	2	0	34	942	2,101	44.84%	436	472	908
251	0	0	0	0	1	0.00%	0	0	0
252	0	0	18	486	1,866	26.05%	216	252	468
280	1	0	23	385	1,366	28.18%	223	139	362
281	1	0	31	532	1,504	35.37%	268	233	501
282	0	0	5	123	505	24.36%	69	49	118
283	0	0	19	200	507	39.45%	83	98	181
320	0	1	22	449	1,272	35.30%	178	248	426
321	1	0	23	496	1,631	30.41%	175	298	473
323	0	0	0	1	4	25.00%	0	1	1
400	0	0	7	458	1,485	30.84%	146	305	451
401	0	0	9	276	1,022	27.01%	88	179	267
402	0	0	10	500	1,445	34.60%	156	334	490
403	0	0	8	414	1,288	32.14%	144	262	406
404	0	0	7	126	478	26.36%	33	86	119
405	0	1	12	238	717	33.19%	52	173	225
406	0	0	8	94	282	33.33%	20	66	86
410	0	0	24	442	1,560	28.33%	227	191	418
411	0	0	18	737	3,002	24.55%	319	400	719

CERTIFIED COPY OF THE ORIGINAL  
SHERRY HALL, COUNTY CLERK

*Sherry Hall*

**Canvass Report — Total Voters — Official  
Clackamas County, Oregon — Special District Election — May 21, 2013**

Page 214 of 215

06/04/2013 11:45 AM

Total Number of Voters: 65,133 of 226,759 = 28.72%

Precincts Reporting 118 of 118 = 100.00%

**26-152 Metro: Local option levy: improve natural areas, water quality for fish**

Precinct	Blank Ballots Cast	Over Votes	Under Votes	Total Ballots Cast	Registered Voters	Percent Turnout	YES	NO	Totals
412	0	0	11	430	1,752	24.54%	159	260	419
413	1	1	12	374	2,091	17.89%	180	181	361
414	0	0	5	248	871	28.47%	87	156	243
415	0	0	1	61	224	27.23%	21	39	60
416	0	0	18	727	3,232	22.49%	341	368	709
417	0	0	0	8	24	33.33%	4	4	8
418	1	0	31	860	4,066	21.15%	398	431	829
419	0	0	4	238	789	30.16%	115	119	234
420	0	0	4	128	676	18.93%	56	68	124
421	0	0	31	858	2,697	31.81%	354	473	827
422	0	0	20	831	3,818	21.77%	398	413	811
423	0	0	0	6	23	26.09%	1	5	6
500	0	0	30	1,221	3,416	35.74%	608	583	1,191
501	2	0	32	1,107	2,986	37.07%	682	393	1,075
502	2	0	43	1,344	3,727	36.06%	640	661	1,301
503	0	0	35	1,234	3,545	34.81%	556	643	1,199
504	0	0	13	610	2,308	26.43%	271	326	597
505	0	1	12	609	1,809	33.67%	276	320	596
506	0	0	29	710	2,598	27.33%	329	352	681
510	0	0	8	233	753	30.94%	93	132	225
511	0	0	0	1	3	33.33%	0	1	1
512	0	0	1	282	1,016	27.76%	115	166	281
513	0	0	0	0	2	0.00%	0	0	0
515	0	0	4	119	469	25.37%	61	54	115
519	0	0	0	57	208	27.40%	20	37	57
<b>Totals:</b>	<b>22</b>	<b>15</b>	<b>2,006</b>	<b>47,114</b>	<b>159,218</b>		<b>21,825</b>	<b>23,268</b>	<b>45,093</b>

CERTIFIED COPY OF THE ORIGINAL  
COUNTY CLERK

*Sherry Hall*