

MULTNOMAH COUNTY

Primary City: PORTLAND



2002 Adult Male Program Findings
(Male findings are weighted and represent probability-based sampling.)

Facilities in Sample: 1 Interview Refusal Rate: 26.0%
 Other County Facilities: 0 Urine Refusal Rate: 3.0%
 Sample Size: 1752
 Total Bookings during Annual Data Collection: 3731

Age of Male Booked Arrestees (%)						
Estimated Population	<21	21-25	26-30	31-35	36+	Unknown
3,731	10.6%	19.2%	14.3%	16.1%	39.7%	0.0%

Race of Male Booked Arrestees (%)				
Black	White	Hispanic	Other	Unknown
24.0%	65.5%	6.7%	3.3%	0.5%

Percent Male Positive for Drugs

	Total Percent Positive		Percent Positive by Drugs and Age					Percent Positive by Drugs and Race					
	Confidence Interval*		<21	21-25	26-30	31-35	36+	Unknown	Black	White	Hispanic	Other	Unknown
Any Drug**	66.3%	(+/- 4 %)	70.4%	71.1%	68.3%	69.9%	60.4%	0.0%	77.1%	64.2%	59.3%	39.4%	100.0%
Cocaine	22.3%	(+/- 3 %)	13.9%	15.6%	16.0%	28.8%	27.7%	0.0%	42.2%	14.3%	31.0%	17.2%	23.5%
Marijuana	37.5%	(+/- 4 %)	54.6%	44.9%	38.5%	39.3%	27.8%	0.0%	49.7%	35.0%	33.3%	9.3%	30.4%
Opiate	10.5%	(+/- 2 %)	8.0%	11.3%	8.9%	7.8%	12.5%	0.0%	11.3%	10.6%	8.0%	9.8%	0.0%
Methamphetamine	21.9%	(+/- 4 %)	19.9%	22.0%	28.0%	17.9%	21.8%	0.0%	4.0%	30.2%	9.1%	11.0%	46.0%
PCP	2.4%	(+/- 1 %)	2.7%	3.4%	3.7%	2.6%	1.2%	0.0%	0.7%	2.6%	3.5%	6.6%	0.0%
Multiple Drug	24.2%	(+/- 4 %)	27.5%	22.1%	26.9%	21.7%	24.3%	0.0%	26.4%	24.1%	23.8%	14.5%	0.0%

Percent Male Positive for Drugs by Offense Category

	Percent Violent	Percent Property	Percent Drug	Percent Domestic Violence	Percent Driving While Intoxicated	Percent Other	Unknown
Any Drug**	56.8%	77.2%	73.7%	54.7%	48.2%	65.8%	100.0%
Cocaine	12.8%	32.1%	30.4%	16.6%	16.6%	23.6%	0.0%
Marijuana	36.0%	33.1%	41.2%	33.4%	29.9%	39.1%	63.1%
Opiate	6.1%	17.2%	13.9%	8.7%	7.0%	7.8%	36.9%
Methamphetamine	14.3%	27.2%	27.9%	11.5%	11.2%	21.1%	36.9%
PCP	1.2%	3.1%	5.0%	1.4%	1.2%	1.6%	0.0%
Multiple Drug	12.1%	29.9%	37.8%	13.3%	13.8%	23.5%	36.9%

ADAM is a program of the National Institute of Justice, the research arm of the U.S. Department of Justice.

* The use of weighted data allows for the computation of confidence intervals. The confidence interval provides a range of values within which the true population value is likely to fall. This allows sites to report the rate at which arrestees test positive for a drug with a specified level of confidence.

** National Institute on Drug Abuse five primary drugs (cocaine, opiate, marijuana, methamphetamine, and PCP).

Description of the Male Sample

Education of Booked Arrestees (%)	
Highest educational degree completed	
None	20.7
High school or GED	48.6
Vocational or trade school	7.7
Some college or two-year associate	19.1
Four year degree or higher	3.9

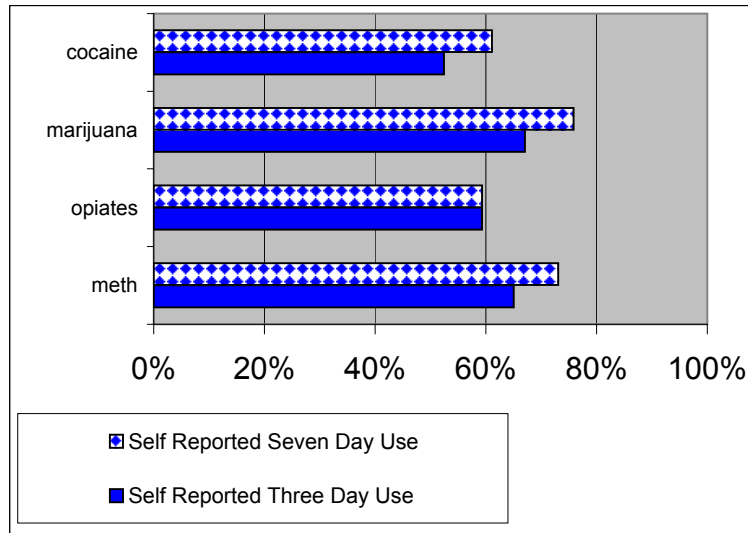
Current Housing for Booked Arrestees (%)	
Type of Place in Prior 30 Days	
House, mobile home, apartment	77.4
Group quarters	4.4
Hospital or care facility	2.0
Incarceration Facility	1.7
Shelter	0.4
No Fixed Residence	13.0
Other	1.0

Current Employment Status for Booked Arrestees (%)	
Current Work Status	
Working full time/ active military status	34.5
Working part-time/ seasonal	10.0
Unemployed (looking for work)	32.3
Unemployed (not looking for work)	10.9
In school only	2.0
Retired	0.7
Disabled for work	9.7

Current Health Insurance for Booked Arrestees (%)	
Current Health Insurance	
No Insurance	50.3
Individually Purchased	2.2
Employer or Union Funded	12.2
State Government Funded	31.6
Retirement Medicare	0.4
Disability Medicare	2.2
Multiple Types	1.1

Self Reported Use of Five Primary Drugs Past 12 Month Use for Booked Arrestees (%)	
Crack Cocaine	18.1
Powder Cocaine	17.1
Marijuana	53.8
Heroin	12.3
Methamphetamine	30.0

Sensitivity Indicator: Among Male Who Test Positive, Rate of Self Report



Injected Drugs in Past Year for Booked Arrestees (%)	
No Drug Use Past Year	32.2
Didn't Inject Drugs	50.4
Injected Drugs	17.5

Average Number of Days Used Past Year by Drug among Self-Reported 12-Month Users	
Crack Cocaine	77
Powder Cocaine	50
Marijuana	96
Heroin	112
Methamphetamine	79

Past 30 Day Use for Booked Arrestees (%)	
Crack Cocaine	14.0
Powder Cocaine	10.2
Marijuana	44.3
Heroin	10.2
Methamphetamine	24.9

Self-Reported Arrests in Past Year for Booked Arrestees (%)

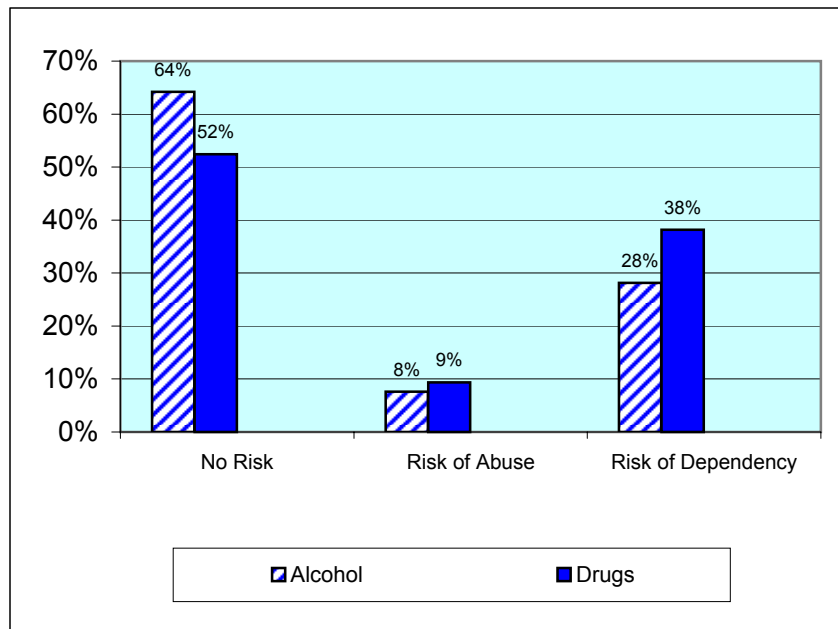
None	39.5%
1-2	46.1%
3-5	12.1%
6 or more	2.3%

Self-Reported Male Drug Users and Their Past Experience with Treatment

	Percent Treatment Time by Type of Treatment									
	Percent Any Treatment Ever	Inpatient			Outpatient			Mental Health Treatment		
		Ever	% Last Year*	Ave. # Mos. Last Year	Ever	% Last Year*	Ave. # Mos. Last Year	Ever	% Last Year*	Ave. # Mos. Last Year
Crack Cocaine Users	80.0	67.5	14.3	3.0	53.6	39.2	4.0	19.2	15.7	4.0
Powder Cocaine Users	75.1	56.4	15.8	3.0	58.8	48.0	5.0	12.5	2.2	1.0
Marijuana Users	63.5	42.5	16.7	3.0	41.8	36.3	4.0	11.3	5.2	1.0
Methamphetamine Users	69.4	47.2	17.3	3.0	50.5	34.8	4.0	16.7	10.9	2.0
Heroin Users	72.6	60.4	12.6	3.0	47.3	39.9	5.0	14.7	15.5	4.0

*Rate based on those who reported ever receiving inpatient, outpatient, or mental health treatment, respectively.

Male Risk of Dependency and Abuse



Defining Dependence & Abuse -----**

Dependence: Pattern of alcohol or drug use resulting in a combination of three or more indicators, including using more than intended, neglecting responsibilities, wanting to cut down, others object to use, frequently thinking about using, and using to relieve emotions; provided that thinking about using or relieving emotions is included in the three or more indicators. If both thinking about using and relieving emotions are the only two indicators, this indicates dependence.

Abuse: Pattern of alcohol or drug use resulting in a combination of two indicators from those listed above; except, if the two indicators are both thinking about drinking/using drugs and relieving emotions. Also, abuse is indicated if three or more are indicated but neither thinking about use nor relieving emotions is reported.

Note: For both dependence and abuse, positive responses to using more than intended and neglecting responsibilities represent only one indicator. Further, designations are mutually exclusive.

**Based on American Psychiatric Association DSM-IV criteria.

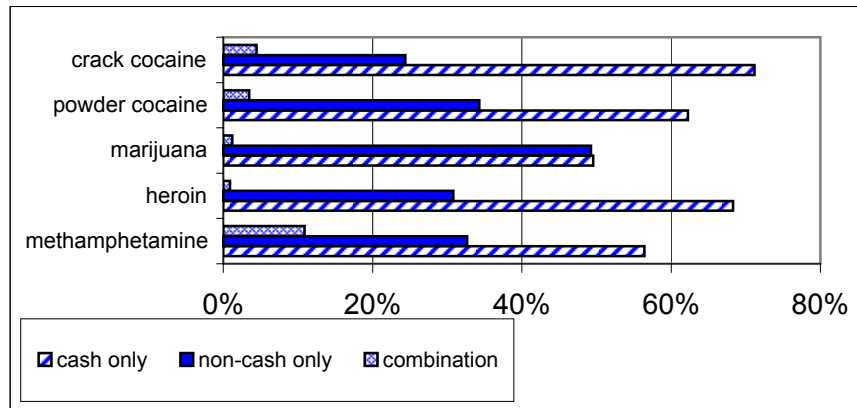
Dynamics of Drug Markets in Past 30 Days for Male Arrestees

% Reporting Circumstance of Last Drug Buy					
	n	Public Building	House Apartment	Outdoor Area	Other Area
Crack Cocaine	59	6.8	23.7	69.5	0.0
Powder Cocaine	42	6.3	30.1	63.6	0.0
Marijuana	123	8.4	57.5	34.1	0.0
Heroin	51	8.6	14.8	76.7	0.0
Methamphetamine	97	5.9	62.5	27.0	4.5

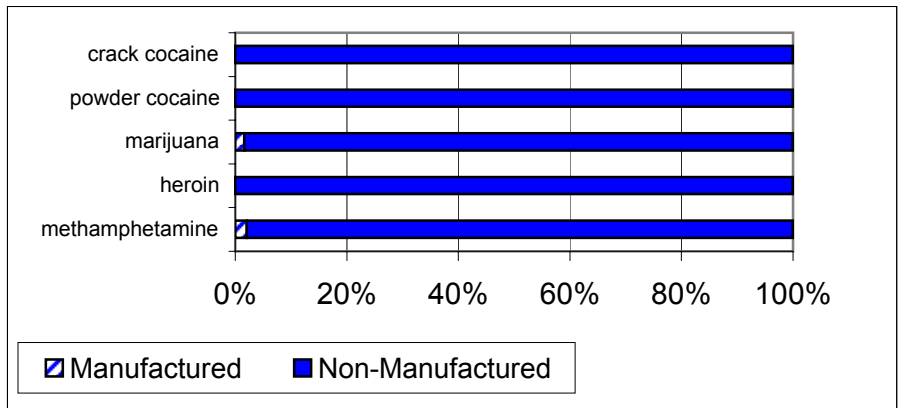
% Reporting Other than Cash Transaction					
	n	Trade Drugs	Trade Property	Trade Sex	Other*
Crack Cocaine	57	0.0	7.7	0.0	92.3
Powder Cocaine	47	0.0	4.0	0.0	96.0
Marijuana	222	4.3	3.5	0.0	92.1
Heroin	46	1.3	8.4	0.0	90.3
Methamphetamine	122	2.5	11.8	0.6	85.2

*Credit, fronted, manufactured, transport/steal drugs, gift, other)

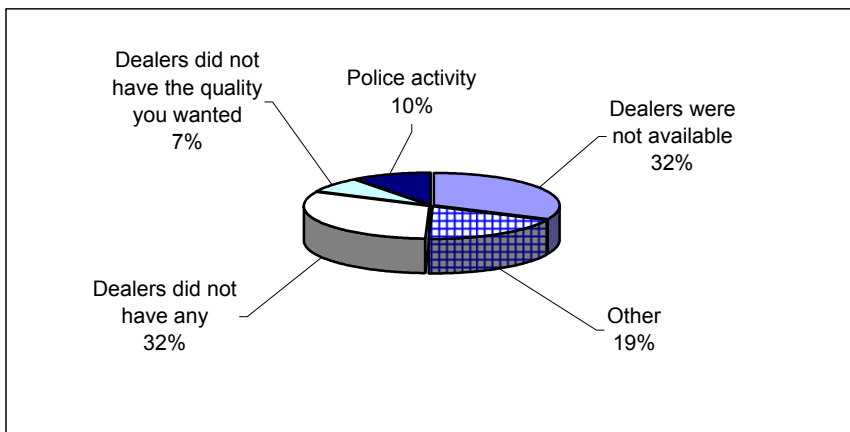
Methods of Obtaining the Five Primary Drugs n = 409



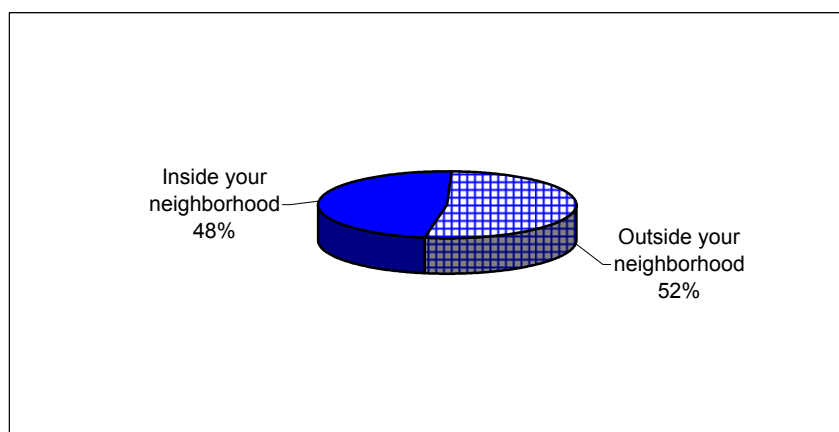
Acquiring Drugs by Non-Cash (Manufacture or Other) n = 315



Reasons Why Drugs Not Purchased by Events n = 105



Location of Drug Purchase n = 261



MULTNOMAH COUNTY

Primary City: PORTLAND



2002 Adult Female Program Findings

(Female findings are unweighted and not based on probability sampling.)

Facilities in Sample: 1 Interview Refusal Rate: 22.8%
 Other County Facilities: 0 Urine Refusal Rate: 0.0%
 Sample Size: 178

Age of Female Booked Arrestees (%)

Estimated Population	<21	21-25	26-30	31-35	36+	Unknown
178	10.1%	18.0%	10.7%	18.5%	42.1%	0.6%

Race of Female Booked Arrestees (%)

Black	White	Hispanic	Other	Unknown
20.2%	73.6%	3.4%	2.8%	0.0%

Percent Female Positive for Drugs

	Total Percent Positive		Percent Positive by Drugs and Age						Percent Positive by Drugs and Race				
	Confidence Interval*		<21	21-25	26-30	31-35	36+	Unknown	Black	White	Hispanic	Other	Unknown
Any Drug**	66.3%	N/A	71.4%	80.0%	87.5%	43.8%	61.3%	0.0%	69.2%	67.6%	66.7%	0.0%	0.0%
Cocaine	28.1%	N/A	7.1%	40.0%	0.0%	25.0%	38.7%	0.0%	46.2%	25.4%	33.3%	0.0%	0.0%
Marijuana	21.3%	N/A	42.9%	20.0%	37.5%	6.3%	16.1%	0.0%	23.1%	21.1%	33.3%	0.0%	0.0%
Heroin	18.0%	N/A	7.1%	20.0%	0.0%	18.8%	25.8%	0.0%	30.8%	15.5%	33.3%	0.0%	0.0%
Methamphetamine	22.5%	N/A	57.1%	15.0%	62.5%	12.5%	6.5%	0.0%	0.0%	28.2%	0.0%	0.0%	0.0%
PCP	0.0%	N/A	0.0%	0.0%	0.0%	0.0%	0.0%	0.0%	0.0%	0.0%	0.0%	0.0%	0.0%
Multiple Drug	22.5%	N/A	35.7%	15.0%	12.5%	18.8%	25.8%	0.0%	30.8%	21.1%	33.3%	0.0%	0.0%

Percent Female Positive for Drugs by Offense Category

	Percent Violent	Percent Property	Percent Drug	Percent Domestic Violence	Percent Driving While Intoxicated	Percent Other	Unknown
Any Drug**	52.6%	76.5%	83.3%	46.2%	66.7%	58.6%	0.0%
Cocaine	15.8%	29.4%	37.5%	7.7%	0.0%	27.6%	0.0%
Marijuana	26.3%	23.5%	25.0%	38.5%	33.3%	13.8%	0.0%
Heroin	10.5%	11.8%	25.0%	0.0%	33.3%	20.7%	0.0%
Methamphetamine	10.5%	38.2%	29.2%	15.4%	0.0%	17.2%	0.0%
PCP	0.0%	0.0%	0.0%	0.0%	0.0%	0.0%	0.0%
Multiple Drug	10.5%	26.5%	33.3%	15.4%	0.0%	17.2%	0.0%

ADAM is a program of the National Institute of Justice, the research arm of the U.S. Department of Justice.

* Confidence intervals are not reported because female samples are not probability-based.

** National Institute on Drug Abuse five primary drugs (cocaine, heroin, marijuana, methamphetamine, and PCP).

Description of the Female Sample

Education of Booked Arrestees (%)	
Highest educational degree completed	
None	18.7
High school or GED	51.6
Vocational or trade school	2.2
Some college or two-year associate	23.1
Four year degree or higher	4.4

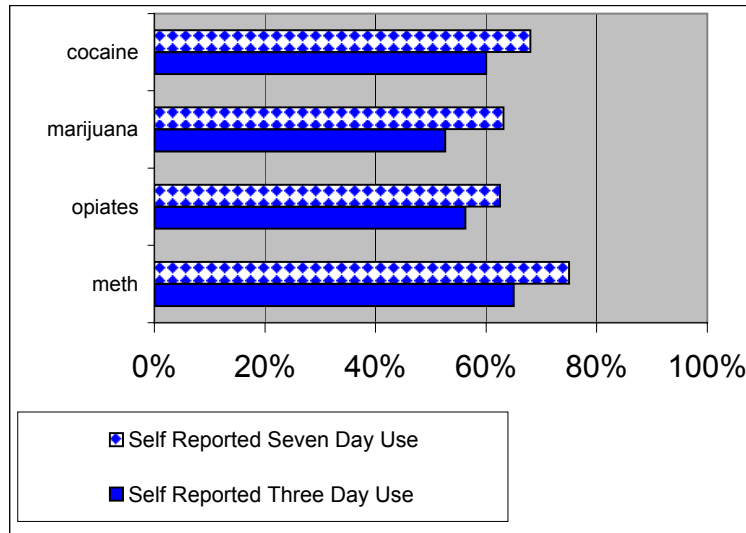
Current Housing for Booked Arrestees (%)	
Type of Place in Prior 30 Days	
House, mobile home, apartment	76.1
Group quarters	8.7
Hospital or care facility	2.2
Incarceration Facility	0.0
Shelter	0.0
No Fixed Residence	12.0
Other	1.1

Current Employment Status for Booked Arrestees (%)	
Current Work Status	
Working full time/ active military status	21.0
Working part-time/ seasonal	9.9
Unemployed (looking for work)	33.3
Unemployed (not looking for work)	19.8
In school only	0.0
Retired	0.0
Disabled for work	16.0

Current Health Insurance for Booked Arrestees (%)	
Current Health Insurance	
No Insurance	44.4
Individually Purchased	0.0
Employer or Union Funded	10.0
State Government Funded	43.3
Retirement Medicare	0.0
Disability Medicare	2.2
Multiple Types	0.0

Self Reported Use of Five Primary Drugs Past 12 Month Use for Booked Arrestees (%)	
Crack Cocaine	30.0
Powder Cocaine	11.1
Marijuana	48.9
Heroin	18.9
Methamphetamine	33.3

Sensitivity Indicator: Among Female Who Test Positive, Rate of Self Report



Injected Drugs in Past Year for Booked Arrestees (%)	
No Drug Use Past Year	21.6
Didn't Inject Drugs	56.8
Injected Drugs	21.6

Average Number of Days Used Past Year by Drug among Self-Reported 12-Month Users	
Crack Cocaine	129
Powder Cocaine	94
Marijuana	87
Heroin	130
Methamphetamine	100

Past 30 Day Use for Booked Arrestees (%)	
Crack Cocaine	19.8
Powder Cocaine	8.1
Marijuana	33.7
Heroin	14.3
Methamphetamine	27.1

Self-Reported Arrests in Past Year for Booked Arrestees (%)

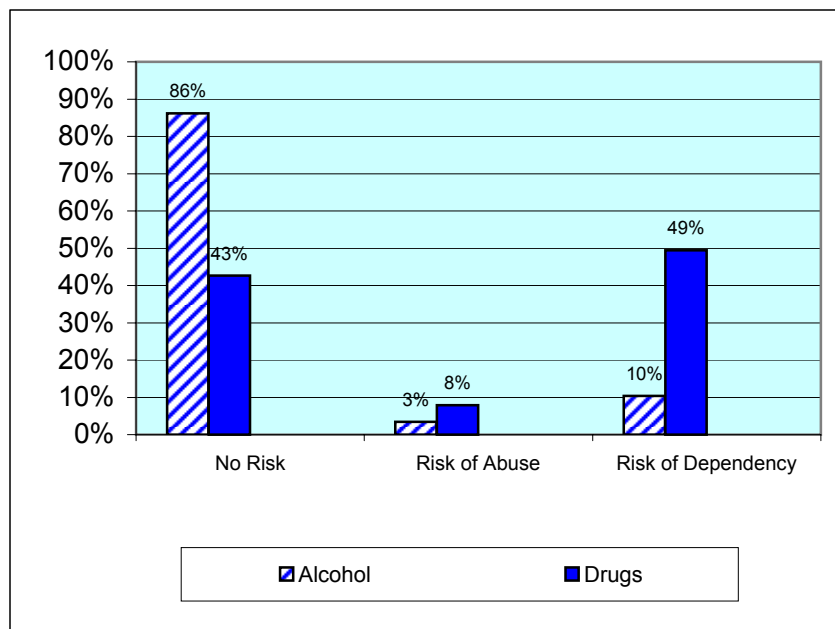
None	41.6%
1-2	44.9%
3-5	12.4%
6 or more	1.1%

Self-Reported Female Drug Users and Their Past Experience with Treatment

	Percent Treatment Time by Type of Treatment									
	Percent Any Treatment Ever	Inpatient			Outpatient			Mental Health Treatment		
		Ever	% Last Year*	Ave. # Mos. Last Year	Ever	% Last Year*	Ave. # Mos. Last Year	Ever	% Last Year*	Ave. # Mos. Last Year
Crack Cocaine Users	77.8	70.4	7.7	1.0	59.3	18.7	2.0	25.9	0.7	1.0
Powder Cocaine Users	90.0	60.0	8.6	2.0	70.0	12.5	2.0	40.0	0.0	0.0
Marijuana Users	54.5	43.2	10.0	2.0	36.4	25.3	3.0	15.9	0.8	1.0
Methamphetamine Users	63.3	56.7	11.1	2.0	40.0	17.2	2.0	10.0	0.8	1.0
Heroin Users	94.1	88.2	5.6	1.0	64.7	20.2	2.0	17.6	0.0	0.0

*Rate based on those who reported ever receiving inpatient, outpatient, or mental health treatment, respectively.

Female Risk of Dependency and Abuse



Defining Dependence & Abuse** -----

Dependence: Pattern of alcohol or drug use resulting in a combination of three or more indicators, including using more than intended, neglecting responsibilities, wanting to cut down, others object to use, frequently thinking about using, and using to relieve emotions; provided that thinking about using or relieving emotions is included in the three or more indicators. If both thinking about using and relieving emotions are the only two indicators, this indicates dependence.

Abuse: Pattern of alcohol or drug use resulting in a combination of two indicators from those listed above; except, if the two indicators are both thinking about drinking/using drugs and relieving emotions. Also, abuse is indicated if three or more are indicated but neither thinking about use nor relieving emotions is reported.

Note: For both dependence and abuse, positive responses to using more than intended and neglecting responsibilities represent only one indicator. Further, designations are mutually exclusive.

**Based on American Psychiatric Association DSM-IV criteria.

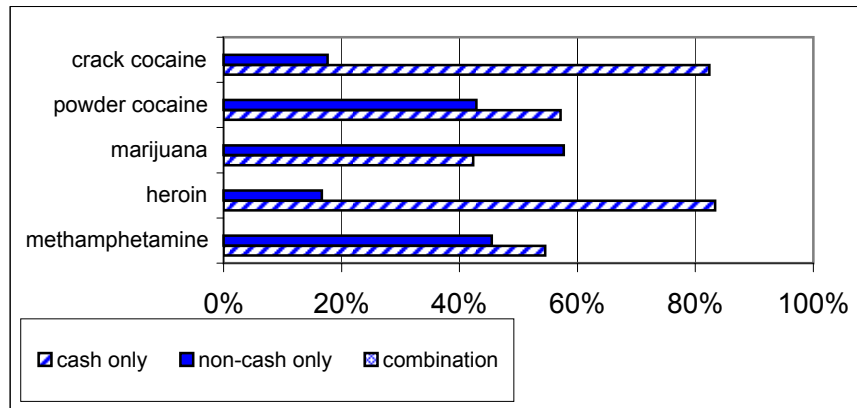
Dynamics of Drug Markets in Past 30 Days for Female Arrestees

% Reporting Circumstance of Last Drug Buy					
	n	Public Building	House Apartment	Outdoor Area	Other Area
Crack Cocaine	13	7.7	38.5	53.8	0.0
Powder Cocaine	4	0.0	25.0	75.0	0.0
Marijuana	8	0.0	75.0	25.0	0.0
Heroin	9	22.2	22.2	55.6	0.0
Methamphetamine	8	12.5	75.0	12.5	0.0

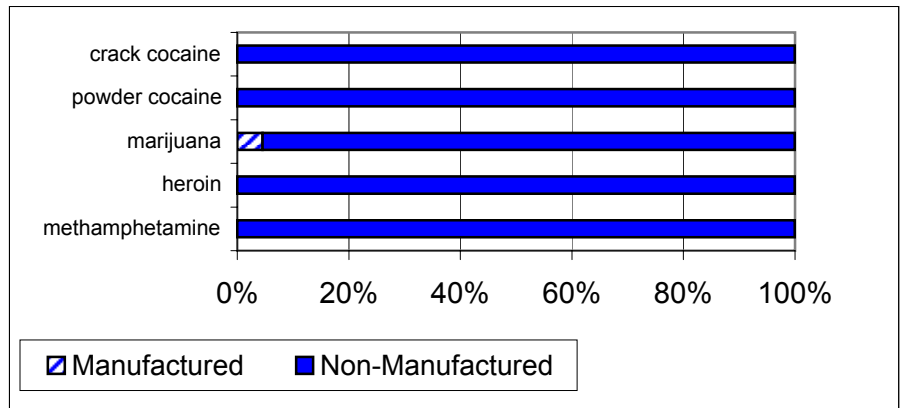
% Reporting Other than Cash Transaction					
	n	Trade Drugs	Trade Property	Trade Sex	Other*
Crack Cocaine	9	0.0	11.1	0.0	88.9
Powder Cocaine	3	0.0	0.0	33.3	66.7
Marijuana	22	4.5	0.0	0.0	95.5
Heroin	4	0.0	0.0	0.0	100.0
Methamphetamine	18	0.0	11.1	0.0	88.9

*Credit, fronted, manufactured, transport/steal drugs, gift, other)

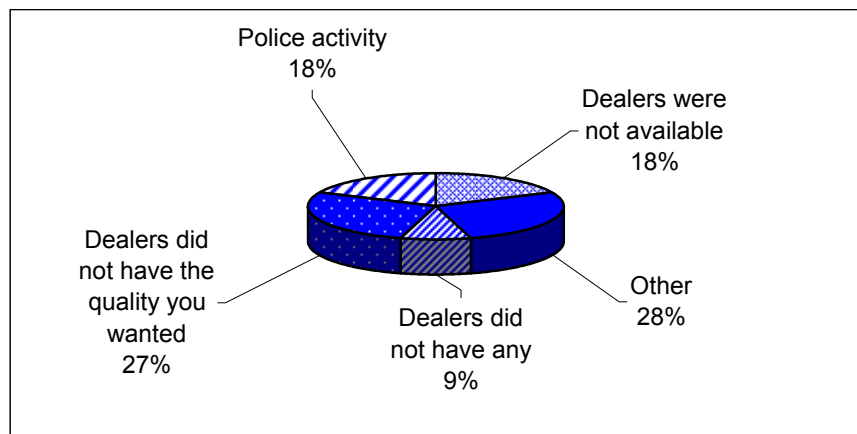
Methods of Obtaining the Five Primary Drugs n = 57



Acquiring Drugs by Non-Cash (Manufacture or Other) n = 41



Reasons Why Drugs Not Purchased by Events n = 9



Location of Drug Purchase n = 33

