

Table of Contents

Introduction.....	3
<i>Capital Groups</i>	4
Capital Budget Planning and Prioritization	6
Financing Capital Projects	7
Major Capital Projects	9
<i>Enterprise Resource Planning</i>	9
<i>Health Department Headquarters</i>	10
<i>Downtown County Courthouse</i>	11
<i>Hansen Building Replacement</i>	12
<i>DCJ Mid-County Facility</i>	13
Capital Projects by Fund.....	14
<i>Road Fund (1501)</i>	14
<i>Bicycle Path Construction Fund (1503)</i>	15
<i>Willamette River Bridge Fund (1509)</i>	16
<i>Downtown Courthouse Capital Fund (2500)</i>	17
<i>Financed Projects Fund (2504)</i>	17
<i>Library Construction Fund (2506)</i>	18
<i>Capital Improvement Fund (2507)</i>	20
<i>Information Technology Capital (2508)</i>	23
<i>Asset Preservation Fund (2509)</i>	24
<i>Health Department Headquarters Fund (2510)</i>	27
<i>Sellwood Bridge Replacement Fund (2511)</i>	27
<i>Hansen Building Replacement Fund (2512)</i>	27
<i>ERP Project Fund (2513)</i>	28
<i>Fleet Asset Replacement Fund (3502)</i>	28





Photo Credit: Morrison Bridge by Jeff Kubina

(this page intentionally left blank)

Introduction

Multnomah County’s Capital Budget funds improvements and construction of County-owned buildings, roads, Willamette River bridges and major information technology systems. The FY 2018 budget includes \$469.7 million for capital projects, primarily for the ERP Project, the new Health Department Headquarters, and a Downtown Courthouse. The table below shows routine and non-routine capital project expenditures by fund.¹ **Routine projects** maintain existing assets or are normal system-wide projects. **Non-routine projects** invest in new assets or substantially alter the function, maintenance requirements, operational costs or capacity of current assets.

1. Capital expenditures are for items or projects that have a useful life of three or more years and for which the initial costs exceed \$5,000.

Fund	Routine Projects	Non-Routine Projects	Total
Road Fund (1501)	\$1,220,000	\$9,045,000	\$10,265,000
Bicycle Path Construction Fund (1503)	248,532	0	248,532
Willamette River Bridge Fund (1509)	100,000	9,854,363	9,954,363
Downtown Courthouse Capital Fund (2500)	0	241,751,743	241,751,743
Financed Projects Fund (2504)	0	3,138,900	3,138,900
Library Capital Construction Fund (2506)	3,729,318	0	3,729,318
Capital Improvement Fund (2507)	11,561,340	11,090,588	22,651,928
Information Technology Capital Fund (2508)	0	4,147,442	4,147,442
Asset Preservation Fund (2509)	15,333,726	0	15,333,726
Health Headquarters Capital Fund (2510)	0	78,678,661	78,678,661
Sellwood Bridge Replacement Fund (2511)	0	28,340,710	28,340,710
Hansen Building Replacement Fund (2512)	0	3,364,422	3,364,422
ERP Project Fund (2513)	0	41,300,000	41,300,000
Fleet Asset Replacement Fund (3502)	6,800,494	0	6,800,494
	\$38,993,410	\$430,711,829	\$469,705,239

The Capital Budget includes three major groups, Facilities and Property Management (FPM), Information Technology (IT) and Transportation, discussed in the next section.

Capital Groups

Facilities and Property Management (FPM) - Department of County Assets

This capital group is for the implementation of building construction and improvement projects. Multnomah County owns or leases over 134 facilities that include libraries, health and dental clinics, school-based health centers, senior service centers, courthouses, correctional facilities, homeless shelters, office buildings, boathouses, warehouse and maintenance shops, and an animal shelter. The County owns 77 facilities with an estimated replacement cost of \$1.2 billion. The County's estimated seismic liability is \$236.9 million and the Library District's seismic liability is estimated at \$12.2 million. Once the new Downtown County Courthouse and Health Department Headquarters are completed, this seismic liability will be reduced by nearly \$86 million.

Information Technology (IT) - Department of County Assets

This capital group is for the implementation of large scale technology projects. The County's Information Technology Division maintains more than 300 business applications operating on more than 8,500 PCs, laptops, and mobile devices. In FY17, IT completed a Fitness Assessment of the County's technology portfolio. This assessment categorized the most critical technology components and applications used throughout the County. The result of the assessment was the identification of technology requiring investments in the short and medium term. The unfunded investments are estimated at approximately \$20 million.

Fleet Records Distribution & Strategic Sourcing - Department of County Assets

This program establishes and administers the life-cycle replacement schedule used to determine collection of replacement funds on vehicles and equipment. Replacement funds are collected on a monthly basis from programs, aggregated and used to buy new vehicles after the predetermined years of life are met.

Transportation - Department of Community Services

This group implements improvements to County-owned roads and bridges that are significant components of the regional transportation system. The County maintains roads in unincorporated areas, most of which are in eastern Multnomah County as well as major roads within the East County cities of Fairview, Wood Village and Troutdale. In total, the County is responsible for the maintenance, operation and capital improvement of 300 miles of unincorporated County road-, bicycle- and pedestrian-ways and six Willamette River bridges. Construction of the new Sellwood Bridge was substantially completed during FY 2017. The County estimates a total of \$705.4 million seismic liability for the remaining four bridges: Broadway, Burnside, Morrison and Hawthorne.

The table on the following page details out by capital group where the projects are budgeted.

Capital Budget

fy2018 adopted budget

Group	Funds	Program Offers
Facilities and Property Management	Downtown Courthouse Capital Fund (2500) Asset Replacement Revolving Fund (2503) Library Capital Construction Fund (2506) Capital Improvement Fund (2507) Asset Preservation Fund (2509) Health Headquarters Capital Fund (2510) Hansen Building Replacement Fund (2512)	FRM MWESB Contract Compliance (72021) Facilities Downtown Courthouse (78212) Facilities Capital Improvement Program (78205) Library Construction Fund (78213) Facilities Capital Operation Costs (78204) Facilities Capital Improvement Program (78205) DCJ Mid County Facility (78220) MCDC Detention Electronics (78221) Facilities Capital Operation Costs (78204) Facilities Capital Asset Preservation Program (78206) Health Headquarters Construction (78214) Hansen Building Replacement (78218)
Information Technology	Financed Projects (2504) Information Technology Capital Fund (2508) ERP Project Fund (2513)	DART Assessment & Taxation System Upgrade (72035) IT Innovation & Investment Projects (78301) IT Cyber Security (78318) CRIMES Replacement (78319) IT ERP Program (78320)
Fleet Records Distribution & Strategic Sourcing	Fleet Asset Replacement Fund (3502)	Fleet Vehicle Replacement (78401)
Transportation	Road (1501) Bicycle Path Construction (1503) Willamette River Bridge (1509) Sellwood Bridge Replacement (2511)	Transportation Capital (91018A)

Capital Budget Planning and Prioritization

The prioritization and planning methods for projects in Multnomah County's Capital Budget vary by group. The following summarizes planning and prioritization strategies by capital group:

- **Facilities and Property Management:** Staff evaluate the lifecycle and condition of current building systems and work with departments to identify facility needs. The needs are prioritized as projects to be included in a five-year Capital Improvement Plan (CIP). Projects are prioritized with a scoring system that considers: safety, building condition, code requirements, condition of major systems (heating, cooling etc.), potential operational savings, workplace environment impact, and potential to leverage outside funding. Phase II of the Facilities Strategic Plan prioritized facilities to be assessed in order to determine the cost/benefit of specific investments in the portfolio. In FY 2018, the program focus is on continuing the assessments of medium and poor performance buildings and evaluating renovation, modernization and redevelopment opportunities that improve department service delivery.
- **Information Technology:** Information Technology staff work with departments to plan for and request new technology additions and improvements. County-wide requests and impacts are reviewed with the Technology Council formed in FY 2017, made up of representatives from all County departments. Prioritization of requests from individual departments is made with department leadership. When necessary, prioritization of countywide requests is made by the Leadership Council and input from department directors. In all cases, prioritization is based on the following criteria: improving service quality to the public and/or internal customers, reducing risks, achieving return on investments, achieving return on our mission, significant cost savings or revenue potential, and the availability of IT resources.
- **Fleet Records Distribution & Strategic Sourcing:** Staff establishes and administers the life-cycle replacement schedule used to determine collection of replacement funds on assigned vehicles and equipment.
- **Transportation:** Staff uses a twenty-year long-term Capital Improvement Plan to identify and rank transportation improvement needs for County roadways and bridges. Transportation staff use safety, congestion relief, support of regional land use goals, the availability of project-specific funding, and community support as criteria and apply the Equity Lens to evaluate projects for inclusion in to the Capital Budget.

After prioritizing and aligning projects with long-term plans, the capital groups develop program offers for inclusion in department budget requests and when the Board holds department work sessions on the Chair's proposed budget, there is a work session for the Capital Budget with a presentation that covers the capital groups.

Financing Capital Projects

Multnomah County finances capital projects through dedicated tax revenue, fees, bond proceeds, grants, and internal charges. The County largely follows a pay-as-you-go philosophy to finance capital projects, preferring dedicated taxes, fees, and internal charges to issuing debt. In some years, the County also funds capital projects with one-time-only General Fund resources and the County considers bond issuance for non-routine projects with sizeable future benefit and/or long-term cost savings potential.

Facilities and Property Management project funding comes from voter-approved General obligation bonds, Full Faith and Credit bonds, internal services charges, one-time-only General Fund, project-specific grants and other sources. Routine facilities projects are typically financed by per-square-foot capital improvement and asset preservation fees.

Information Technology projects are financed through internal services charges, one-time-only General Fund, and limited debt proceeds from Full Faith and Credit bonds.

Transportation project funding comes from State and County vehicle fuel taxes and vehicle registration fees, land development activity, and federal sources. Fuel taxes and vehicle registration fees are the most flexible funding, while federal and private development funds are typically project specific.

The table on the next page summarizes the revenue for funds that contain capital projects; and delineates requirements for capital project spending from requirements for other spending in those funds.

Capital Budget

fy2018 adopted budget

Fund	Beginning Working Capital	Fees, Permits & Charges	Financing Sources	Interest	Inter-governmental	Other / Service Charge	Taxes	Total Revenue	Capital Project Expenditures	Other Expenditures	Total Requirements
Asset Preservation Fund (2509)	\$10,897,341	\$0	\$231,757	\$20,000	\$0	\$4,702,103	\$0	\$15,851,201	\$15,333,726	\$517,475	\$15,851,201
Bicycle Path Construction Fund (1503)	159,532	0	0	1,500	87,500	0	0	248,532	248,532	0	248,532
Capital Improvement Fund (2507)	6,681,519	0	9,268,674	35,000	0	7,184,209	0	23,169,402	22,651,928	517,474	23,169,402
Downtown Courthouse Capital Fund (2500)	32,313,675	0	112,193,713	0	96,844,355	400,000	0	241,751,743	241,751,743	0	241,751,743
ERP Project Fund (2513)	0	0	41,300,000	0	0	0	0	41,300,000	41,300,000	0	41,300,000
Financed Projects Fund (2504)	3,138,900	0	0	0	0	0	0	3,138,900	3,138,900	0	3,138,900
Fleet Asset Replacement Fund (3502)	0	0	4,768,000	21,550	0	2,010,944	0	6,800,494	6,800,494	0	6,800,494
Hansen Building Replacement Fund (2512)	3,364,422	0	0	0	0	0	0	3,364,422	3,364,422	0	3,364,422
Health Headquarters Capital Fund (2510)	17,376,435	0	51,802,226	0	0	9,500,000	0	78,678,661	78,678,661	0	78,678,661
Information Technology Capital Fund (2508)	3,847,442	0	300,000	0	0	0	0	4,147,442	4,147,442	0	4,147,442
Library Capital Construction Fund (2506)	2,373,044	0	0	0	0	1,356,274	0	3,729,318	3,729,318	0	3,729,318
Road Fund (1501)	3,794,128	70,000	250,000	110,000	46,802,114	381,320	7,050,000	58,457,562	10,265,000	48,192,562	58,457,562
Sellwood Bridge Replacement Fund (2511)	16,340,710	12,000,000	0	0	0	0	0	28,340,710	28,340,710	0	28,340,710
Willamette River Bridge Fund (1509)	6,590,233	0	0	0	14,000,172	159,580	0	20,749,985	9,954,363	10,795,622	20,749,985
Total	\$106,877,381	\$12,070,000	\$220,114,370	\$188,050	\$157,734,141	\$25,694,430	\$7,050,000	\$529,728,372	\$469,705,239	\$60,023,133	\$529,728,372

Major Capital Projects

Enterprise Resource Planning

The ERP Project Fund is a new fund for FY 2018 with \$41.3 million. This Fund was established to support the implementation of a new Enterprise Resource Planning (ERP) suite of integrated technology that includes Workday, Tririga, Jaggaer (formerly Sciquest), and Questica. The County completed a comprehensive analysis of its existing ERP technology in FY 2014. The analysis documented the significant issues, most notably that the County’s current ERP technology is outdated, the existing vendor contract terms are unfavorable, and operational requirements are unable to be achieved with the existing technology. Following a competitive procurement, a new ERP suite was selected. The new ERP suite will replace the existing SAP solution, automate key business processes such as employee time sheets and performance management, provide improved reporting, and will be accessible via mobile devices.

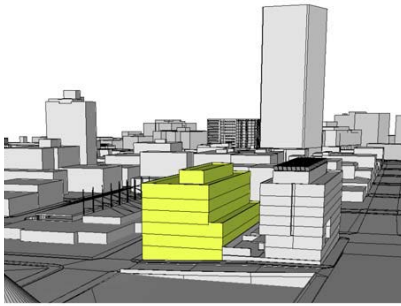
The implementation includes Deloitte Consulting as the Systems Integrator. The County’s ERP Program Management Office will partner with Deloitte Consulting to manage and implement the overall program. The comprehensive project team will implement two new systems, Workday and Tririga, and will integrate other major systems to provide a holistic ERP technology suite. The project team includes both dedicated and ad-hoc members from Deloitte Consulting and the County. The project funding supports County staff working on the project. Following Deloitte’s proven implementation model, the project is staged into seven phases: Pre-Work, Planning, Architect, Prototype, Test, Deploy, and Support. Change Management and Training are integrated throughout the phases. Given the Countywide nature of this business transformation, training at all levels of the organization is planned. Using training methodologies proven within similar organizations, employee training is planned during the Test phase of the project. The new technology suite is planned to go live July 2018.

The FY 2018 project budget is \$41.3 million and includes:

- \$41.3 million from planned County financing

FY 2018 Budget	Total Project Cost	Estimated Operating Expenditures	Estimated Completion	Program Offer #
\$41,300,000	\$41,300,000	\$2,400,000	FY 2019	78320

Health Department Headquarters



In FY 2011, Multnomah County and Home Forward prepared a feasibility report to relocate operations from the outdated McCoy Building on 426 S.W. Stark to a new Health Department facility on the east half of block U in downtown Portland. The McCoy facility, built in 1923, needs significant maintenance and seismic investments, and a new building is expected to better support health care personnel; the office of the Health Officer; and administrators and staff who oversee Multnomah County’s health services, services for children and families, and public health emergency preparedness. The new building will also house clinics, a pharmacy, and the central laboratory. In FY 2016 the project was expanded to add 3 floors in order to incorporate functions from the McCoy Building that were not included in the original project scope. Construction of the new Headquarters building began in FY 2017. The FY 2018 project budget is \$78.7 million and includes:

- \$17.38 million of carried-over funds from FY 2017
- \$9.50 million for a third PDC payment
- \$44.80 million from planned County financing
- \$7.00 million of FY 2018 one-time-only General Fund



FY 2018 Budget	Total Project Cost	Estimated Operating Expenditures	Estimated Completion	Program Offer #
\$78,678,661	\$85 to \$95 million	TBD	FY 2019	78214

Downtown County Courthouse

The downtown Courthouse is obsolete and poses a hazard to the County in the event of an earthquake. Built in 1914, the 300,000 square foot building has outlasted its useful life, is expensive to operate and is ill-suited for modern courtroom and security needs. A new court facility would provide for the County’s space needs, reduce maintenance costs, and increase energy efficiency. A new facility would also allow the State to meet community demand, ensure that justice is carried out in a timely manner, and support services to Multnomah County citizens. In FY 2015 a site was selected for the new building on the west end of the Hawthorne Bridge, and in FY 2016 the County selected an architect and construction manager/general contractor (CM/GC), and started the design phase. The new Courthouse is currently under construction. The FY 2018 project budget is \$241.75 million and includes:

- \$32.31 million of carried-over funds from FY 2017
- \$96.84 million of State match funds
- \$94.19 million from Financing Proceeds
- \$18.00 million of FY 2018 one-time-only General Fund
- \$0.40 million of Energy Tax Credits for Energy Trust of Oregon

FY 2018 Budget	Total Project Cost	Estimated Operating Expenditures	Estimated Completion	Program Offer #
\$241,751,743	\$300 million	TBD	FY 2020	78212



Photo Credit: Provided by SRG Partnership

Hansen Building Replacement

The Sheriff's office moved to its current location at the Hansen Building complex, corner of NE Glisan and NE 122nd Avenue in 1976. The Hansen Building was built in 1956 as a County health clinic. Due to the building's infrastructural needs, seismic liability, inefficient layout, security challenges and the distance to the Sherriff's current service districts, it no longer meets the operational requirements of a modern law enforcement agency. In FY 2015, Phase 1 of the project (Project Plan and Programming) was completed along with conceptual budget estimate to the Board, followed by a request for approval for Phase 2 (Project Delivery and Development Plan) according to the FAC 1 Administrative Procedure. In FY 2017, a 3.54 acre parcel of land adjacent to the Troutdale Police Command Center was acquired by the county as a potential relocation site. Given changes in the local public safety environment, including the election of a new Multnomah County Sheriff in FY 2017 and policing discussions with other local cities, we continue to explore opportunities to meet the needs of Sheriff's Office. Phase 3 of program will be a request for funding of the Design and Construction based on Board approval. The FY 2018 project budget is \$3.4 million and includes:

- \$3.4 million of carried-over funds from FY 2017

FY 2018 Budget	Total Project Cost	Estimated Operating Expenditures	Estimated Completion	Program Offer #
\$3,364,422	\$5,700,000	TBD	TBD	78218

DCJ Mid-County Facility

The Department of Community Justice (DCJ) and the Facilities and Property Management Division (FPM) identified the need to acquire an asset in a mid-county location that will consolidate four separate sites into a single County-owned facility. This aligns with the County’s Facilities Asset Strategic Plan to increase operational efficiencies, align departmental points of service with their client base and eliminate the lease risks associated with the existing leased facilities.

The program envisions the co-location of DCJ District Managers, seven Parole and Probation units, space for Teaming Partners, a client Resource Center, a Training Facility for Parole Officers, a Community Services support facility and convenient staff amenities. As part of the Facilities Strategic Asset Plan, the majority of these functions will be relocated from facilities with expiring leases or properties that the County is planning to reposition. The FY 2018 project budget is \$7.3 million and consists of:

- \$2.0 million of carried-over funds from FY 2017
- \$5.2 million from Financing Proceeds

FY 2018 Budget	Total Project Cost	Estimated Operating Expenditures	Estimated Completion	Program Offer #
\$7,271,433	\$12,000,000	TBD	FY 2019	78220

Capital Projects by Fund

Road Fund (1501)

The complete list of projects included in the Capital Budget are displayed here by fund under “Routine” or “Non-routine” headers. Each fund is dedicated for specific purposes as described by Board action, and projects assigned must meet the restrictions on that funding source.

Road Fund (1501) capital projects maintain and enhance the County road system. The FY 2018 program will continue preservation work with asphalt overlays on SE 172nd Ave, SE Stark St, Orient Dr, and the levee section of Sauvie Island, slide repairs (Newberry Rd), culvert replacement on SE Stark Street and Cochran Road. Design work continues into construction on Cornelius Pass Rd which will target driver safety improvements on this high use County rural road. Both NE Arata Road and NE Sandy Boulevard projects will be in construction phases each supporting the cities of Fairview and Wood Village. Projects receive funding from State Motor Vehicle sources, County gasoline tax, permits, development fees, and federal and state grants.

Non-Routine Projects (1501)	FY 2018 Budget	Total Project Cost	Estimated Completion
Beaver Creek Culverts @ Stark Street	\$1,280,000	\$2,175,200	FY 2018
Sandy Blvd	1,500,000	1,700,000	FY 2018
Arata Rd	4,000,000	4,468,201	FY 2018
223rd Ave Water Quality Retrofit	100,000	250,000	FY 2018
Troutdale Rd	70,000	80,000	FY 2018
Sauvie Island Dairy Creek Culver	300,000	300,000	FY 2018
Newberry Rd Slide	100,000	600,000	FY 2019
Cornelius Pass	840,000	4,900,000	FY 2019
Cochran Road Culvert Repair	<u>855,000</u>	<u>1,524,681</u>	FY 2019
Total	\$9,045,000	\$15,998,082	

Routine Projects (1501)	FY 2018 Budget	Total Project Cost	Estimated Completion
County Asphalt Overlays	\$550,000	\$550,000	FY 2018
Fish Passage Culvert Replacements	300,000	300,000	FY 2018
Contingency Reserve	220,000	220,000	TBD
East County Cities Capital	150,000	150,000	TBD
Total	\$1,220,000	\$1,220,000	

Bicycle Path Construction Fund (1503)

The Bicycle Path Construction Fund (1503) receives its revenue from one percent of the County's share of motor vehicle fees, dedicated project grants and intergovernmental agreements. The fund is dedicated to the construction of bicycle and pedestrian projects. Routine projects may include bike lane striping projects or work on pedestrian crossings. In FY 2018, the program's focus will be on routine projects.

Routine Projects (1503)	FY 2018 Budget	Total Project Cost	Program Offer #
Miscellaneous Projects	\$248,532	\$248,532	91018

Willamette River Bridge Fund (1509)

The Willamette River Bridge Fund (1509) receives its revenue from gasoline tax, a portion of the County's State Motor Vehicle fee, and dedicated Federal and State project revenues, and grants. Projects in this fund are limited to the Sellwood, Hawthorne, Morrison, Burnside, Broadway, and Sauvie Island bridges. In FY 2018, construction will be complete on the Broadway Rall Wheel project as well as the Morrison Deck Replacement. The Burnside Maintenance project will be in construction. The Earthquake Ready Burnside Bridge feasibility study, intended to provide a small range of feasible alternatives for a seismically resilient crossing of the Willamette River on the Burnside Street lifeline route, will continue. In addition, the Morrison Paint Project will begin the design phase.

Non-Routine Projects (1509)	FY 2018 Budget	Total Project Cost	Estimated Completion	Program Offer #
Broadway Rall Wheel Replacement	\$7,157,130	\$13,500,000	FY 2018	91018
Morrison Lift Span Replacement	541,743	10,348,088	FY 2018	91018
Earthquake Ready Burnside Bridge	1,300,000	20,000,000	FY 2019	91018
Burnside Maintenance Construction	783,600	29,983,000	FY 2020	91018
Morrison Paint Project	71,890	18,675,000	FY 2021	91018
Burnside Maintenance Project	<u>147,310</u>	<u>29,970,000</u>	FY 2019	91018
Total	\$9,854,363	\$92,506,088		

Routine Projects (1509)	FY 2018 Budget	Total Project Cost	Program Offer #
Miscellaneous Small Building Improvements	\$100,000	\$100,000	91015

Downtown Courthouse Capital Fund (2500)

The Downtown Courthouse Capital Fund (2500) was created solely for the Downtown Courthouse Project to account for the associated revenues and expenses. This project is discussed in the Major Projects Section.

Non-Routine Projects (2500)	FY 2018 Budget	Total Project Cost	Estimated Completion	Program Offer #
Downtown County Courthouse	\$241,751,743	\$300 million	FY 2020	78212

Financed Projects Fund (2504)

The Financed Projects Fund (2504) is for acquiring, remodeling, or constructing County facilities, information technology capital investments, and other capital projects. Funding is from Full Faith and Credit bonds or other sources including a \$1.5 million one-time-only General Fund cash transfer in FY 2015. In FY 2018 the Financed Projects Fund will continue to be dedicated to the appraisal and collection system replacement for the Division of Assessment, Records and Taxation (DART). New appraisal and collection software is slated to go live in FY 2018.

Non-Routine Projects (2504)	FY 2018 Budget	Total Project Cost	Estimated Completion	Program Offer #
DART Assessment & Taxation System Replacement	\$3,138,900	\$7,260,470	FY 2019	72035

Capital Budget

fy2018 adopted budget

Library Construction Fund (2506)

The Library Capital Construction Fund (2506) is for capital improvements to County libraries and was created with the FY 2015 budget to segregate capital activity for the Library District from the general government capital activity.

Routine Projects by Building (2506)	FY 2018 Budget	Total Project Cost	Estimated Completion
Belmont Library			
LIB Replace Boiler	\$130,000	\$130,000	FY 2019
LIB Replace UI 924 UPS B603	45,000	45,000	FY 2018
LIB Clean-up & Repaint Bldg Exterior	35,000	35,000	FY 2019
LIB Repl Flrng & Install Wall Tile PRRs	28,000	28,000	FY 2018
Capitol Hill Library			
LIB Repair Parking Lot & Sidewalk	65,000	65,000	FY 2019
Central Library			
LIB Replace Partitions @ Public restrm	20,000	20,000	FY 2018
LIB Renovate Elevators	550,000	865,000	FY 2018
LIB Replace Fire Alarm Panel/System	108,383	210,000	FY 2018
LIB Front Sidewalk & Treewells	108,000	108,000	FY 2018
LIB Evaluate Large Transformer and Cool	65,000	75,000	FY 2018
LIB Replace Service Entrance Door B601	35,000	35,000	FY 2018
Gregory Heights Library			
LIB Install Mitsubi Ductless System B606	22,400	22,400	FY 2018
LIB Restore Roof & Replace Siding	300,000	306,000	FY 2019
LIB Repair Driveway & Sidewalk	50,000	50,000	FY 2019
Gresham Library			
LIB Resurface Roof	140,000	140,000	FY 2019
LIB Replace 5 HVAC Units	400,000	400,000	FY 2019
Hillsdale Library			
LIB Refurbish Quiet Room B623	10,000	10,000	FY 2018
LIB Redesign HVAC Vent Dampers	25,000	75,000	FY 2018
Holgate Library			
LIB Replace 3 HVAC units.	150,000	150,000	FY 2019
LIB Re-Paint Exterior	20,000	20,000	FY 2018

Capital Budget

fy2018 adopted budget

Routine Projects by Building (2506)	FY 2018 Budget	Total Project Cost	Estimated Completion
Hollywood Library			
LIB Refurbish Quiet Room B622	10,000	10,000	FY 2018
LIB Install Mitsubi Ductless System B622	22,400	22,400	FY 2018
ISOM Building			
LIB Fire Detection Network	284,000	284,000	FY 2019
Midland Library			
LIB Refurbish Interior	50,000	306,000	FY 2018
North Portland Library			
LIB Replace UI 924 UPS B612	56,000	56,000	FY 2018
LIB Upgrade Interior/Ext Lighting	120,500	150,000	FY 2018
Northwest Library			
LIB Rep Flrng & Inst Wall Tile in PRRs	20,000	20,000	FY 2018
Rockwood Library			
LIB Rep Flrng & Inst Wall Tile in PRRS	31,500	31,500	FY 2018
St Johns Library			
LIB Replace UL 924 UPS B615	56,000	56,000	FY 2018
Title Wave			
LIB Replace Garage Heating Units	15,000	56,000	FY 2018
Woodstock Library			
LIB Replace 3 Gas Packs B618	204,000	204,000	FY 2019
LIB Roof Gutter Improvements	25,000	25,000	FY 2018
Multiple Bldgs			
LIB Historic Buildings Finishes	80,000	80,000	FY 2019
LIB Upgrade & Replace DDC	175,000	175,000	FY 2019
LIB Security Upgrades Split	60,000	120,000	FY 2018
LIB Capital Roof Maint Various	61,544	65,000	FY 2018
Library Emergency Expenditures	55,381	55,381	FY 2018
Miscellaneous ongoing	<u>96,210</u>	<u>96,211</u>	FY 2018
Total	\$3,729,318	\$4,601,892	

Capital Budget

fy2018 adopted budget

Capital Improvement Fund (2507)

The Capital Improvement Fund (2507) projects are funded by a capital improvement fee assessed to County building tenants, interest income, financing proceeds, revenue from leased facilities and one-time-only General Fund cash transfers. The fund supports capital repair, replacement and upgrade projects to improve building systems in owned Tier 2 and Tier 3 buildings.

Non-Routine Projects (2507)	FY 2018 Budget	Total Project Cost	Estimated Completion
DCJ Mid County Facility	\$7,271,433	\$12,000,000	FY 2019
MCDC Detention Electronics	<u>3,819,155</u>	<u>3,919,155</u>	TBD
Total	\$11,090,588	\$15,819,155	

Routine Projects by Building (2507)	FY 2018 Budget	Total Project Cost	Estimated Completion
Animal Services			
Animal Services Facility Upgrades	\$694,695	\$1,000,000	FY 2018
Remodel Dog Kennels	180,958	306,000	FY 2018
Upgrade Electrical & Lighting	389,071	400,000	FY 2018
Replace Deficient Roofing	225,000	225,000	FY 2019
Court House			
Main Entrance & Vestibule Door	20,000	20,000	FY 2018
FLS Repair Sidewalk B101	50,000	50,000	FY 2018
Repair HVAC/Plumbing	275,000	550,000	FY 2019
East County Office Building			
Catch Basin Drainage	30,000	30,000	FY 2018

Capital Budget

fy2018 adopted budget

Routine Projects by Building (2507)	FY 2018 Budget	Total Project Cost	Estimated Completion
Hansen			
Fire Escape Rust Removal & Repair	25,000	25,000	FY 2018
Replace auditorium HVAC unit	70,000	70,000	FY 2017
Install New UIC & Basin N/NW Corner	25,000	25,000	FY 2018
Inverness Jail Commissary			
Add Dry well along North Side	56,000	56,000	FY 2018
Justice Center			
Exterior Repair and Seal Shared B119	1,830,000	1,860,000	FY 2019
ELT Replace Detention Intercom & Video B119	80,000	325,000	FY 2018
SallyPort Control System Shared	60,000	60,000	FY 2018
Replace 16 VFDs Shared B119	200,000	200,000	FY 2018
3rd Floor Carpet Replacements	50,000	50,000	FY 2018
Replace Pneumatic Tube System Shared	40,000	40,000	FY 2018
Install auto valves for Lieberts.	50,000	50,000	FY 2018
JC LL2 Foundation Water Proofing Shared	100,000	100,000	FY 2018
Zone 3 Domestic Water Piping Project	204,000	204,000	FY 2019
Replace Main Switch Gear Shared	450,000	450,000	FY 2019
Replace JC Dumb Waiter	200,000	200,000	FY 2019
Justice Center Main Entry Replace Shared	80,000	80,000	FY 2018
Replace Macerator	100,000	100,000	FY 2018
FireAlarmPanel Replace B119 Shared	306,000	306,000	FY 2019
Repair Atrium Window & Frame Shared	133,000	133,000	FY 2019
UPS Replacement B119 Shared	350,000	350,000	FY 2018
McCoy			
HVAC Repairs B160	150,000	350,000	FY 2018

Capital Budget

fy2018 adopted budget

Routine Projects by Building (2507)	FY 2018 Budget	Total Project Cost	Estimated Completion
Mead			
Courtyard window replacement	162,057	500,000	FY 2018
Upgrade Elevators B161	80,000	550,000	FY 2018
Mead Building Heat Pump Replacement Project	93,280	100,000	FY 2018
Interior Upgrades 5th Floor B161	100,000	481,000	FY 2018
Restroom replace on several flrs	55,000	55,000	FY 2019
Replace Condensor Pumps B161	255,000	255,000	FY 2018
B161 Interior Upgrades	400,000	400,000	FY 2019
North Williams			
Disposition Edgefield North B332	106,257	115,470	FY 2018
River Patrol Willamette			
Willamette Boathouse B30807	44,597	1,030,000	FY 2018
Walnut Park			
HVAC Dental B322	190,000	400,000	FY 2019
Replace RTUs	798,788	800,000	FY 2019
Paint Exterior & RACC	120,000	120,000	FY 2019
Yeon Shops			
Replace Pneumatic control Valves.	100,000	100,000	FY 2018
Landscape RunOff Control	135,000	140,000	FY 2018
Repair/replace piping in all areas	150,000	150,000	FY 2019
Replace Cooling towers	250,000	500,000	FY 2019
All Properties			
ADA American Disabilities Act	50,000	50,000	FY 2018
BSER Building Safety Emergency Repair	500,000	500,000	FY 2018
FLS Fire Life Safety	200,000	200,000	FY 2018
RACC	50,000	50,000	FY 2018
A&E Consultation for CIP	100,000	100,000	FY 2018
CIP Emergency Expenditures	400,537	400,537	FY 2018
CIP Program Administration	288,526	288,526	FY 2018
Miscellaneous ongoing	8,574	8,573	FY 2018
Multiple Buildings			
Install containment pans under HP.	150,000	150,000	FY 2018
Access/CCTV Install & Intergration Access	<u>350,000</u>	<u>350,000</u>	FY 2018
Total	\$11,561,340	\$15,409,106	

Information Technology Capital (2508)

The Information Technology Capital Fund has \$4.15 million for 5 specific non-routine projects as well as \$1.08M for projects to be selected in FY 2018.

Non-Routine Projects (2508)	FY 2018 Budget	Total Project Cost	Estimated Completion
Crimes Replacement Assessment	\$1,357,077	\$1,879,456	FY 2018
Cyber Security	791,669	1,863,167	FY 2018
Healthcare Transformation	684,092	790,000	TBD
Budget Software	239,095	1,482,095	TBD
Technology Improvement Program	<u>1,075,509</u>	<u>1,094,433</u>	TBD
Total	\$4,147,442	\$5,866,151	

Capital Budget

fy2018 adopted budget

Asset Preservation Fund (2509)

Asset Preservation Fund (2509) projects are funded by an asset preservation fee assessed to County building tenants and interest income. The fund supports capital repair, replacement and upgrade projects for owned Tier 1 buildings to preserve them as high performing assets.

Routine Projects by Building (2509)	FY 2018 Budget	Total Project Cost	Estimated Completion Date
Elections			
Remodel Restrooms & Break Room	\$112,967	\$210,000	FY 2018
Investigate New Electrical Room	120,000	140,000	FY 2018
GCC MDT Bldg			
East brick wall damage	32,028	38,000	FY 2018
Replace Carpet 1st Floor	50,000	50,000	FY 2018
Replace UPS B439	88,000	88,000	FY 2018
GCC Residential Bldg			
ATS & Generator Load Docking Sta B451	115,500	115,500	FY 2019
GCC Service Bldg			
Envelope Waterproofing	283,245	332,000	FY 2018
Replace UPS B448	88,000	88,000	FY 2018
Gresham Probation			
Window Upgrade	35,000	35,000	FY 2018
Replace Flooring & Paint as needed	65,000	165,000	FY 2018
Inverness Jail			
Replacements Boiler Chiller AHU	831,307	1,520,000	FY 2018
Int Fin Flooring & Paint Various B3	75,000	175,000	FY 2018
Motorized Chop Gate Replacement	300,000	300,000	FY 2018
Relamp Reballast B314	550,000	550,000	FY 2019
Replace HVAC units 21 22, Intellipak units 10 1112 13	280,500	280,500	FY 2019
Dormitories Bthrm Floors	246,400	246,400	FY 2019
Replace Dorm Lighting Controls B314	468,600	468,600	FY 2019
Replace IDOT Security B314	218,900	218,900	FY 2018

Capital Budget

fy2018 adopted budget

Routine Projects by Building (2509)	FY 2018 Budget	Total Project Cost	Estimated Completion Date
Inverness Jail Laundry			
Install external settling tank.	223,610	225,000	FY 2018
Juvenile Justice			
Fire Alarm System	750,000	750,000	FY 2019
JJC 1st and 2nd floor TI	585,017	612,000	FY 2018
Exterior Coating B311	464,029	500,000	FY 2019
Replace Obsolete LeverTrack Hrdware	253,190	285,000	FY 2018
Replace VFDs B311	98,406	160,000	FY 2018
Replace Motor Controllers B311	146,140	150,000	FY 2018
Rebuild 3 Chillers B311	200,000	255,000	FY 2018
Replace Boiler/Water Heater.	336,600	336,600	FY 2019
Mid-County Health			
ADA Upgrade Rest Rooms	100,000	100,000	FY 2018
Replace UPS B430	82,500	82,500	FY 2018
Multnomah County East			
Replace 2 Boilers	175,000	230,000	FY 2018
Interior Finish Upgrades B437	188,100	210,000	FY 2018
Replace Carpet in WIC Lobby	10,000	10,000	FY 2018
North Portland Health			
Replace Awnings B325	227,889	150,000	FY 2019
Replace UL924 UPS and update lighting	520,000	420,000	FY 2019
Install Mitsubishi Ductless System	49,000	28,000	FY 2019
Southeast Health			
Elevator Upgrade SEHC B420	35,000	200,000	FY 2018
Install Mitsubishi Ductless System B420	22,400	22,400	FY 2018
Replace UPS B420	165,000	165,000	FY 2018
TMB Garage			
Repair Parking Lot B504	190,274	200,000	FY 2018
Sidewalk replacement and repair	224,400	224,400	FY 2018

Capital Budget

fy2018 adopted budget

Routine Projects by Building (2509)	FY 2018 Budget	Total Project Cost	Estimated Completion Date
TMB			
TMB AC Design & Replacements	289,266	715,000	FY 2018
Replace UPS B503	369,908	384,000	FY 2018
Replace South Cooling Tower	588,157	621,000	FY 2018
Upgrade Front & Skybridge Doors	175,000	180,000	FY 2018
Design Fan Wall System	75,000	75,000	FY 2018
Access Control	243,368	245,000	FY 2018
Carpet installation on 4th floor	88,000	688,000	FY 2018
Seal mechanical room floors	55,000	55,000	FY 2018
All Properties			
Capital Repair	186,000	250,000	FY 2018
Future Asset Preservation Projects	239,937	239,937	FY 2018
ADA American Disabilities Act	50,000	50,000	FY 2018
Capital Repair	250,000	250,000	FY 2018
RACC	30,000	30,000	FY 2018
A&E Consultation for AP	100,000	100,000	FY 2018
AP Emergency Expenditures	500,524	500,524	FY 2018
AP Program Administration	288,526	288,526	FY 2018
Miscellaneous ongoing	925,035	925,035	FY 2018
Multiple Buildings			
Upgrade all DDC cabinets Various Bldgs	158,537	750,000	FY 2018
Replace Fire Alarm system/panels	300,000	300,000	FY 2019
Install Water Mgmt Control Tier 1	150,000	150,000	FY 2018
Upgrade all DDC Cabinets Var Bldgs	1,048,966	1,050,000	FY 2018
Replace six (6) Intellipacks	<u>100,000</u>	<u>1,000,000</u>	FY 2018
Total	\$15,333,726	\$19,299,322	

Health Department Headquarters Fund (2510)

The Health Department Headquarters Fund (2510) is used for the Health Department Headquarters project to account for the associated revenues and expenses for this project. This project is discussed in the Major Projects section.

Non-Routine Projects (2510)	FY 2018 Budget	Total Project Cost	Estimated Completion
Health Headquarters Construction	\$78,678,661	\$85M to \$95M	FY 2019

Sellwood Bridge Replacement Fund (2511)

The Sellwood Bridge Replacement Fund (2511) was created for the Sellwood Bridge Replacement project revenues and expenses. The project, which began in December 2011 replaced the 88 year old Willamette River crossing with a new bridge and interchange with Highway 43. Project closeout and removal of the mid-river pier from the old bridge will occur in FY 2018.

Non-Routine Projects (2511)	FY 2018 Budget	Total Project Cost	Estimated Completion
Sellwood Bridge Replacement	\$28,340,710	\$325,700,000	FY 2018

Hansen Building Replacement Fund (2512)

The Hansen Building Replacement Fund (2512) was created for the Hansen Building project revenues and expenses. This project is discussed in the Major Projects section.

Non-Routine Projects (2512)	FY 2018 Budget	Total Project Cost	Estimated Completion
Hansen Building Replacement	\$3,364,422	\$5,700,000	TBD

ERP Project Fund (2513)

The ERP Project Fund is a new fund for FY 2018 with \$41.3 million. This Fund was established to support the implementation of a new Enterprise Resource Planning (ERP) suite of integrated technology that includes Workday, Tririga, Jaggaer (formerly Sciquest), and Qwestica.

Non-Routine Projects (2513)	FY 2018 Budget	Total Project Cost	Estimated Completion
ERP Project	\$41,300,000	\$41,300,000	FY 2019

Fleet Asset Replacement Fund (3502)

The Fleet Asset Replacement Fund is a new fund for FY 2018 with \$6.8 million. This Fund was established to separately account for the Fleet Services capital replacement costs, formerly in fund 3501.

Non-Routine Projects (3502)	FY 2018 Budget	Total Project Cost	Estimated Completion
Fleet Asset Replacement	6,800,494	\$6,800,494	TBD

