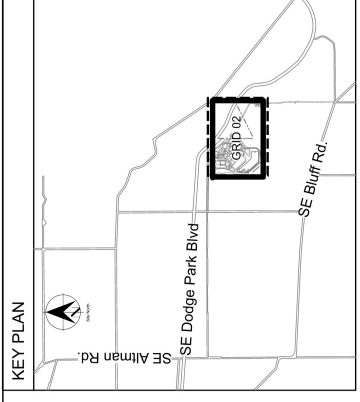


Attachment G.3

Tower Area Drawing Sheet (LU-402)



- Sheet Keynotes**
1. Maintenance Building
 2. General Storage Building
 3. SCOT Plant
 4. Sewer Treatment Building
 5. Chemical Building
 6. Washwater Clarification
 7. Electrical Building

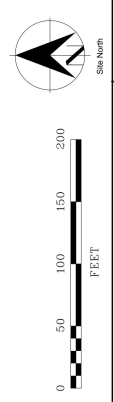

Tower Screening Requirements and Information

Requirement - Provide Tower Buffer Area of no less than 25 feet wide.
Response - Buffer area from tower base to adjacent ROW is 330 feet wide.


Requirement - Screening of at least 1 row of evergreen shrubs shall be spaced not more than 5 feet apart. Shall grow to form a continuous hedge 5 feet in height at two years.
Response - Screening shrubs of 2 rows of evergreen shrubs spaced 5 O.C. Materials selected will exceed 5 feet in height at two years.
 (88) Myrica californica - California Wax Myrtle

Requirement - Screening of at least 1 row of evergreen trees, not less than 4 feet height and spaced not more than 15 feet apart.
Response - Screening plantings of 2 rows of evergreen trees spaced 15 O.C. Materials selected will exceed 15 feet in height at two years.
 (30) Pinus contorta var. contorta - Shore Pine

Distance Area: Tower to closest property line is 330 Linear Feet.
 Dodge Park Boulevard is approximately 80' downslope from Tower base elevation. Within the existing tree grove one or more dead trees may be removed under arborists direction. These trees are not within the SEC zone.



SWP Project No. **W02229**
 1st Edition
 Revised Sheet No. 00-LU-402
 Date 02/20/2024
 Engineer: M2727263



PORTLAND WATER BUREAU
 FROM FOREST TO FAUCET

Program Mgr	N/A
Drawn By	N/A
Checked By	N/A
Project Mgr	N/A

Stantec

No.	Date	Description	Revision
C	09/02/22	Second Intermediate Design and BOE Review - 90% Submittal	MRG
B	07/20/22	Intermediate Design - 60% Submittal	MRG
A	07/20/21	Initial Design - 30% Submittal	MRG