

	VOTES	PERCENT		VOTES	PERCENT
City of Portland Commissioner, Pos. 2					
Vote For 1					
01 = Sharon Y Maxwell	18,133	18.66	04 = WRITE-IN	748	.77
02 = Michael W Ourrow	7,355	7.57	05 = OVER VOTES	69	
03 = Nick Fish	70,927	73.00	06 = UNDER VOTES	20,028	

	01	02	03	04	05	06
2701	18	11	203	2	1	33
3101	66	20	226	3	1	80
3301	132	58	1118	12	1	229
3302	119	74	1000	12	0	226
3303	119	53	665	9	1	240
3501	37	15	190	0	0	73
3502	285	105	1101	18	1	365
3601	56	27	488	4	0	135
3602	110	51	568	8	0	129
3603	129	56	365	7	0	102
3604	168	81	1042	10	0	238
3605	98	30	764	7	1	208
3606	221	82	1445	20	2	357
3607	97	42	718	5	0	159
3608	149	60	1037	5	2	210
3609	17	6	94	0	0	21
3610	156	93	1101	15	0	267
3611	219	93	1186	14	2	357
3612	184	77	1088	13	1	207
3801	217	80	1066	6	0	319
3802	173	58	870	4	0	244
3803	172	96	871	7	0	265
3804	126	41	779	7	0	168
3805	108	46	430	8	0	114
3808	5	1	18	0	0	9
4101	206	64	984	13	1	244
4102	269	111	810	13	1	285
4103	134	91	1242	10	1	310
4104	227	83	1344	7	3	248
4201	138	78	873	13	0	198
4203	182	70	720	9	0	165
4204	206	111	1275	6	0	285
4205	237	98	1366	11	1	326
4206	222	91	1097	13	0	258
4207	194	60	1130	9	1	250
4208	202	76	1076	6	0	267
4209	249	112	933	5	0	238
4210	286	112	959	9	0	254
4211	260	104	1099	17	0	294
4301	240	76	828	10	0	216
4302	205	75	736	6	0	170
4303	246	54	752	5	0	189
4304	251	70	798	8	2	200
4305	273	95	952	11	2	246
4306	201	67	974	7	2	189
4307	290	81	795	5	1	210
4308	155	67	1449	13	1	251
4310	194	68	965	7	0	186
4311	161	57	836	1	0	176
4401	260	75	515	9	0	190
4402	310	92	737	8	0	235
4403	202	76	794	11	0	222
4404	219	80	620	5	0	186
4405	255	117	813	10	0	236

City of Portland Commissioner, Pos. 2

VOTES PERCENT

VOTES PERCENT

Vote For 1

01 = Sharon Y Maxwell

02 = Michael W Ourrow

03 = Nick Fish

18,133 18.66

7,355 7.57

70,927 73.00

04 = WRITE-IN

05 = OVER VOTES

06 = UNOER VOTES

748 .77

69

20,028

(CONTINUEO FROM PREVIOUS PAGE)

	01	02	03	04	05	06
4406	268	82	823	5	4	269
4407	165	68	654	3	0	175
4408	260	100	706	7	0	207
4409	104	44	239	4	0	88
4501	207	138	1356	16	1	338
4502	226	131	913	5	1	280
4503	170	69	1295	5	0	244
4504	190	111	1654	9	1	343
4505	151	74	635	5	1	191
4506	195	91	497	11	1	181
4507	192	75	1056	6	0	259
4508	249	101	612	4	1	201
4509	180	74	295	6	1	160
4510	149	68	372	3	1	158
4511	140	64	248	6	1	129
4601	255	89	1118	7	0	259
4602	171	65	1204	14	0	238
4603	323	132	1337	13	3	374
4604	240	85	500	4	1	221
4605	272	101	904	16	1	306
4606	232	121	687	8	0	221
4607	208	76	505	6	1	218
4608	129	62	274	4	1	97
4609	239	124	838	7	1	297
4701	170	67	385	4	1	170
4702	50	22	98	2	0	53
4703	159	89	372	9	1	198
4704	281	115	612	3	1	314
4705	299	121	625	7	1	214
4706	194	97	315	8	1	176
4707	92	43	252	3	1	124
4708	256	88	425	11	2	186
4709	135	56	196	5	1	98
4710	296	100	388	14	0	272
4801	66	50	163	2	0	64
4802	202	100	379	5	0	162
4803	131	52	212	7	0	107
4804	81	42	155	0	0	72
4805	52	9	66	0	1	28
4806	93	32	207	2	1	117
4807	156	59	239	4	3	105
4902	0	0	2	0	0	2
5009	65	13	77	0	1	29
5101	46	20	70	8	0	28
5102	341	101	387	14	2	242
5103	149	50	268	6	1	109
5104	216	112	373	7	1	207
5106	33	5	34	0	0	18

Certificate

I certify that the votes recorded on this abstract correctly summarize the tally of votes cast at the election indicated.



Tim Scott, Director of Elections
 Multnomah County, Oregon

Canvass Report — Official
Clackamas County, Oregon — Primary Election

Page 121 of 146

— May 20, 2014

Total Number of Voters: 59,231 of 223,718 = 30.95%

06/09/2014 09:15 AM
 Precincts Reporting 118 of 118 = 100.00%

City of Portland, Commissioner, Position 2 Nonpartisan

Precinct	Blank Ballots Cast	Over Votes	Under Votes	Total Ballots Cast	Registered Voters	Percent Turnout	Sharon Y Maxwell	Michael W Durrow	Nick Fish	Write-In	Totals
070	0	0	0	0	5	0.00%	0	0	0	0	0
071	0	0	15	75	155	48.39%	12	3	45	0	60
072	0	0	12	39	110	35.45%	7	2	18	0	27
073	0	0	11	52	179	29.89%	13	4	20	0	43
074	0	0	5	24	59	40.85%	9	2	7	0	18
104	0	0	0	0	3	0.00%	0	0	0	0	0
Totals:	0	0	44	190	506		41	15	90	0	146

CERTIFIED COPY OF THE ORIGINAL
 SHERRY HALL, COUNTY CLERK

BY:



NUMBERED KEY CANVASS

RUN DATE:06/09/14 08:21 AM

Washington County, Oregon
Primary Election
May 20, 2014

Official Final

REPORT-EL52 PAGE 0117

City of Portland Commissioner, Position 2

Vote for 1

01 = Sharon Y Maxwell
02 = Michael W Darrow
03 = Nick Fish

VOTES PERCENT

VOTES PERCENT

33 18.75 04 = WRITE-IN
18 10.23 05 = OVER VOTES
124 70.45 06 = UNDER VOTES

1 .57
0
55

	01	02	03	04	05	06
0366 366	0	0	0	0	0	1
0375 375	10	3	59	0	0	18
0391 391	15	6	34	1	0	13
0392 392	6	7	21	0	0	22
0441 441	2	2	10	0	0	1



	VOTES	PERCENT		VOTES	PERCENT
City of Portland Commissioner, Pos. 3					
Vote For 1					
01 = Joe Meyer	10,198	10.60			
02 = Leah Marie Oumas	6,097	6.34	05 = WRITE-IN	595	.62
03 = Nicholas Caleb	18,627	19.37	06 = OVER VOTES	29	
04 = Dan Saltzman	60,657	63.07	07 = UNOER VOTES	21,057	

	01	02	03	04	05	06	07
2701	13	3	12	200	1	0	39
3101	37	22	56	205	2	0	74
3301	82	44	209	956	9	0	250
3302	95	49	164	881	5	0	237
3303	90	29	88	633	9	1	237
3501	25	21	34	169	0	0	66
3502	199	82	203	1029	11	0	351
3601	57	11	46	457	0	1	138
3602	55	35	162	474	8	0	132
3603	54	65	137	298	4	0	101
3604	96	56	185	964	4	0	234
3605	56	30	110	682	5	0	225
3606	157	73	201	1321	9	1	365
3607	61	33	90	652	4	1	180
3608	90	57	167	938	2	0	209
3609	9	4	10	92	0	0	23
3610	117	49	142	1052	12	0	260
3611	130	65	228	1100	8	0	340
3612	105	78	213	950	9	0	215
3801	143	54	158	1011	6	0	316
3802	106	57	138	793	4	0	251
3803	102	70	201	761	8	0	269
3804	84	38	113	718	5	0	163
3805	65	33	116	380	6	0	106
3808	4	2	7	12	0	0	8
4101	103	78	195	849	10	0	277
4102	167	76	239	706	10	0	291
4103	118	46	170	1128	5	0	321
4104	131	88	271	1158	5	1	258
4201	77	37	326	642	7	1	210
4203	94	68	306	512	5	0	161
4204	106	65	393	1016	6	1	296
4205	125	99	381	1073	6	1	354
4206	119	64	357	867	7	1	266
4207	98	54	373	843	10	0	266
4208	93	53	324	866	4	0	287
4209	139	83	298	761	7	0	249
4210	134	89	337	770	7	0	283
4211	137	88	316	889	14	0	330
4301	111	96	281	636	3	0	243
4302	53	70	279	598	6	0	186
4303	55	65	291	620	3	0	212
4304	82	62	303	651	5	0	226
4305	114	70	328	769	5	0	293
4306	85	56	274	809	9	0	207
4307	127	92	293	627	8	1	234
4308	86	58	243	1249	6	0	294
4310	69	60	302	777	3	0	209
4311	58	54	220	694	6	0	199
4401	112	86	193	436	7	0	215
4402	128	95	277	617	8	2	255
4403	112	68	228	635	13	0	249
4404	118	85	186	506	8	0	207

City of Portland Commissioner, Pos. 3

VOTES PERCENT

VOTES PERCENT

Vote For 1

01 = Joe Meyer

10,198 10.60

02 = Leah Marie Oumas

6,097 6.34

05 = WRITE-IN

595 .62

03 = Nicholas Caleb

18,627 19.37

06 = OVER VOTES

29

04 = Dan Saltzman

60,657 63.07

07 = UNOER VOTES


21,057

(CONTINUED FROM PREVIOUS PAGE)

	01	02	03	04	05	06	07
4405	147	110	282	632	9	1	250
4406	137	84	221	737	3	1	268
4407	89	51	233	520	4	0	168
4408	125	81	205	626	10	0	233
4409	52	52	80	202	4	0	89
4501	143	69	270	1184	17	0	373
4502	171	75	272	734	4	1	299
4503	102	56	243	1116	6	0	260
4504	108	73	267	1468	8	0	384
4505	86	70	157	537	3	0	204
4506	108	75	160	428	11	1	193
4507	114	68	237	884	8	0	277
4508	108	83	250	506	5	0	216
4509	92	71	99	275	5	1	173
4510	92	35	89	360	1	0	174
4511	74	53	92	216	6	0	147
4601	125	73	337	911	6	0	276
4602	98	52	214	1048	14	1	265
4603	193	92	381	1110	4	0	402
4604	137	82	178	441	4	0	209
4605	164	81	289	759	9	0	298
4606	144	60	288	535	5	0	237
4607	132	72	125	448	2	2	233
4608	75	41	113	239	4	0	95
4609	154	84	309	650	11	0	298
4701	117	62	96	361	3	0	158
4702	36	21	27	85	2	0	54
4703	123	50	112	345	11	0	187
4704	181	109	146	588	1	1	300
4705	170	94	222	548	8	0	225
4706	125	84	98	276	6	0	202
4707	51	45	73	206	6	0	134
4708	150	95	125	390	9	1	198
4709	59	61	66	193	4	1	107
4710	186	95	159	358	13	0	259
4801	62	22	48	138	4	0	71
4802	117	86	159	313	5	0	168
4803	78	33	102	181	5	0	110
4804	48	36	60	129	3	0	74
4805	18	15	22	66	0	1	34
4806	66	28	49	199	1	1	108
4807	104	52	93	200	3	1	113
4902	2	0	0	0	0	0	2
5009	45	17	24	71	0	0	28
5101	32	19	22	65	6	0	28
5102	187	133	151	349	10	0	257
5103	122	48	70	224	5	0	114
5104	152	75	123	343	3	3	217
5106	14	9	15	31	0	0	21

Certificate

I certify that the votes recorded on this abstract correctly summarize the tally of votes cast at the election indicated.



Tim Scott, Director of Elections
 Multnomah County, Oregon

Canvass Report — Official
Clackamas County, Oregon — Primary Election — **May 20, 2014**

Total Number of Voters: 19,231 of 223,718 = 30.95% Page 122 of 146 06/09/2014 09:15 AM
 Precincts Reporting 114 of 116 = 100.00%

City of Portland, Commissioner, Position 3 Nonpartisan

Precinct	Blank Ballots Cast	Over Votes	Under Votes	Total Ballots Cast	Registered Voters	Percent Turnout	Joe Meyer	Leah Marie Dumas	Nicholas Caleb	Dan Saltzman	Write-In	Totals
D70	0	0	0	0	5	0.00%	0	0	0	0	0	0
D71	0	0	13	75	155	48.39%	4	5	1	51	1	52
D72	0	0	13	39	110	25.45%	1	1	10	14	0	25
D73	0	0	10	52	174	29.89%	1	1	16	16	0	42
D74	0	0	6	24	59	40.68%	3	4	3	8	0	18
J04	0	0	0	0	3	0.00%	0	0	0	0	0	0
Totals:	0	0	42	190	505	37.82%	15	11	30	95	1	148

CERTIFIED COPY OF THE ORIGINAL
 SHERRY HALL, COUNTY CLERK

BY: 

NUMBERED KEY CANVASS

Washington County, Oregon
Primary Election
May 20, 2014

Official Final

RUN DATE:06/09/14 08:21 AM

REPORT-EL52 PAGE 0118

City of Portland Commissioner, Position 3

Vote for 1

01 = Joe Meyer

02 = Leah Marie Oumas

03 = Nicholas Caleb

04 = Dan Saltzman

VOTES PERCENT

VOTES PERCENT

15 8.93

17 10.12

40 23.81

96 57.14

05 = WRITE IN

06 = OVER VOTES

07 = UNDER VOTES

0

0

63

.....
01 02 03 04 05 06 07
.....

0366 366

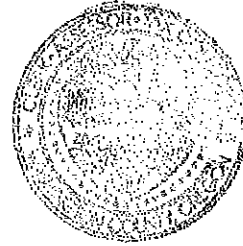
0375 375

0391 391

0392 392

0441 441

0 0 0 1 0 0 0
6 5 7 48 0 0 24
6 7 18 23 0 0 15
1 5 10 18 0 0 22
2 0 5 6 0 0 2



City of Portland Auditor
Vote For 1
01 = Mary Hull Caballero
02 = WRITE-IN

VOTES PERCENT
50,806 98.52 03 = OVER VOTES
764 1.48 04 = UNOER VOTES

VOTES PERCENT
0
65,690

	01	02	03	04
2701	112	2	0	154
3101	160	1	0	235
3301	696	10	0	844
3302	662	9	0	760
3303	457	5	0	625
3501	132	0	0	183
3502	815	10	0	1050
3601	296	1	0	413
3602	417	9	0	440
3603	360	12	0	287
3604	698	7	0	834
3605	478	3	0	627
3606	902	10	0	1215
3607	436	3	0	582
3608	717	5	0	741
3609	54	0	0	84
3610	725	3	0	904
3611	806	10	0	1055
3612	826	20	0	724
3801	723	5	0	960
3802	616	3	0	730
3803	653	12	0	746
3804	491	2	0	628
3805	313	6	0	387
3808	17	1	0	15
4101	685	9	0	818
4102	600	22	0	867
4103	741	1	0	1046
4104	832	8	0	1072
4201	504	10	0	786
4203	489	11	0	646
4204	804	7	0	1072
4205	757	14	0	1268
4206	702	12	0	967
4207	626	10	0	1008
4208	622	10	0	995
4209	672	12	0	853
4210	666	7	0	947
4211	697	17	0	1060
4301	611	5	0	754
4302	476	13	0	703
4303	480	9	0	757
4304	536	9	0	784
4305	676	4	0	899
4306	674	5	0	761
4307	585	12	0	785
4308	885	10	0	1041
4310	631	4	0	785
4311	531	4	0	696
4401	481	9	0	559
4402	603	19	0	760
4403	533	11	0	761
4404	503	10	0	597
4405	632	19	0	780
4406	607	12	0	832

City of Portland Auditor
 Vote For 1
 01 = Mary Hull Caballero
 02 = WRITE-IN

VOTES PERCENT
 50,806 98.52
 764 1.48
 03 = OVER VOTES
 04 = UNOER VOTES

VOTES PERCENT
 0
 65,690

(CONTINUEO FROM PREVIOUS PAGE)

	01	02	03	04
4407	456	0	0	609
4408	581	10	0	689
4409	218	3	0	258
4501	824	8	0	1224
4502	692	11	0	853
4503	804	3	0	976
4504	1008	9	0	1291
4505	444	4	0	609
4506	436	12	0	528
4507	698	17	0	873
4508	514	7	0	647
4509	287	3	0	426
4510	346	1	0	404
4511	263	10	0	315
4601	754	6	0	968
4602	751	11	0	930
4603	809	4	0	1369
4604	444	10	0	597
4605	653	11	0	936
4606	550	10	0	709
4607	437	7	0	570
4608	290	5	0	272
4609	637	12	0	857
4701	369	7	0	421
4702	84	1	0	140
4703	322	10	0	496
4704	575	4	0	747
4705	589	17	0	661
4706	347	9	0	435
4707	221	2	0	292
4708	426	6	0	536
4709	220	6	0	265
4710	478	12	0	580
4801	148	1	0	196
4802	393	9	0	446
4803	244	6	0	259
4804	160	5	0	185
4805	79	1	0	76
4806	177	5	0	270
4807	281	3	0	282
4902	0	0	0	4
5009	106	0	0	79
5101	79	4	0	89
5102	465	12	0	610
5103	270	11	0	302
5104	427	4	0	485
5106	47	1	0	42

Certificate

I certify that the votes recorded on this abstract correctly summarize the tally of votes cast at the election indicated.



Tim Scott, Director of Elections
 Multnomah County, Oregon

Canvass Report — Official
Clackamas County, Oregon — Primary Election

Page 123 of 146


— May 20, 2014

Total Number of Voters: 69,231 of 223,718 = 30.75%

06/09/2014 09:15 AM
 Precincts Reporting 118 of 118 = 100.00%

City of Portland, Auditor Nonpartisan

Precinct	Blank Ballots Cast	Over Votes	Under Votes	Total Ballots Cast	Registered Voters	Percent Turnout	Mary Hull Caballero	Write-In	Totals
070	0	0	0	0	5	0.00%	0	0	0
071	0	0	53	75	155	46.39%	22	0	22
072	0	0	23	39	110	35.45%	15	1	16
073	0	0	29	52	174	29.89%	22	1	23
074	0	0	16	24	59	40.68%	8	0	8
109	0	0	0	0	3	0.00%	0	0	0
Totals	0	0	121	190	506		67	2	69


 BY: *Sherry Hall*
 CERTIFIED COPY OF THE ORIGINAL
 SHERRY HALL, COUNTY CLERK

NUMBERED KEY CANVASS

RUN DATE:06/09/14 08:21 AM

Washington County, Oregon
Primary Election
May 20, 2014

Official Final

REPORT-EL52 PAGE 0119

City of Portland Auditor

Vote for 1

01 = Mary Hull Caballero
02 = WRITE-IN

VOTES PERCENT

VOTES PERCENT

107 98.17 03 = OVER VOTES
2 1.83 04 = UNDER VOTES

0
122

	01	02	03	04
0366 366	1	0	0	0
0375 375	50	1	0	39
0391 391	28	1	0	40
0392 392	20	0	0	36
0441 441	8	0	0	7



26-156 City of Portland

VOTES PERCENT

VOTES PERCENT

Vote For 1

01 = Yes

02 = No

29,805 26.56
82,395 73.44

03 = OVER VOTES
04 = UNOER VOTES

29
5,031

	01	02	03	04
2701	73	174	0	21
3101	145	233	0	18
3301	213	1253	0	84
3302	243	1104	0	84
3303	374	658	0	55
3501	114	188	0	13
3502	565	1220	1	89
3601	179	491	0	40
3602	136	688	1	41
3603	182	438	0	39
3604	380	1076	1	82
3605	279	758	0	71
3606	436	1599	1	91
3607	225	740	1	55
3608	323	1065	0	75
3609	35	96	0	7
3610	415	1117	0	100
3611	425	1370	0	76
3612	324	1172	0	74
3801	447	1158	1	82
3802	336	957	1	55
3803	324	1016	0	71
3804	255	818	0	48
3805	204	464	0	38
3808	9	19	0	5
4101	305	1153	0	54
4102	418	1019	0	52
4103	357	1335	0	96
4104	321	1513	1	77
4201	175	1090	1	34
4203	170	945	0	31
4204	272	1528	0	83
4205	292	1659	0	88
4206	250	1354	1	76
4207	228	1366	1	49
4208	267	1310	0	50
4209	338	1139	0	60
4210	374	1189	0	57
4211	389	1326	1	58
4301	263	1054	0	53
4302	179	931	0	82
4303	157	1030	0	59
4304	225	1050	0	54
4305	327	1199	0	53
4306	208	1169	0	63
4307	354	976	1	51
4308	271	1591	2	72
4310	165	1185	0	70
4311	173	997	1	60
4401	327	693	0	29
4402	370	951	0	61
4403	306	962	0	37
4404	288	774	1	47
4405	364	1014	0	53
4406	446	950	0	55

26-156 City of Portland

Vote For 1

01 = Yes

02 = No

VOTES PERCENT

29,805 26.56
 82,395 73.44

03 = OVER VOTES
 04 = UNDER VOTES

VOTES PERCENT

29
 5,031

(CONTINUED FROM PREVIOUS PAGE)

	01	02	03	04
4407	217	814	1	33
4408	377	846	0	57
4409	196	267	0	16
4501	408	1564	0	84
4502	411	1109	0	36
4503	293	1395	1	94
4504	432	1784	1	91
4505	280	726	1	50
4506	328	589	0	59
4507	315	1213	1	59
4508	310	822	0	36
4509	310	367	1	38
4510	347	356	0	48
4511	251	302	0	35
4601	356	1332	1	39
4602	348	1302	0	42
4603	543	1579	1	59
4604	395	631	0	25
4605	424	1135	0	41
4606	314	922	1	32
4607	370	588	0	56
4608	200	342	0	25
4609	388	1077	0	41
4701	364	375	0	58
4702	121	100	0	4
4703	399	396	0	33
4704	597	613	1	115
4705	511	701	0	55
4706	393	346	0	52
4707	197	285	0	33
4708	431	504	0	33
4709	250	214	0	27
4710	523	472	1	74
4801	183	155	0	7
4802	336	483	0	29
4803	207	275	0	27
4804	137	196	0	17
4805	79	70	0	7
4806	203	218	0	31
4807	290	252	0	24
4902	2	0	0	2
5009	97	82	1	5
5101	82	83	0	7
5102	568	466	0	53
5103	294	271	0	18
5104	449	424	0	43
5106	59	28	0	3

Certificate

I certify that the votes recorded on this abstract correctly summarize the tally of votes cast at the election indicated.



Tim Scott, Director of Elections
 Multnomah County, Oregon

**Canvass Report — Official
Clackamas County, Oregon — Primary Election**
Page 142 of 146

06/09/2014 09:15 AM
Precincts Reporting 118 of 118 = 100.00%

Total Number of Voters: 67,231 of 223,718 = 30.95%

26-156 City of Portland: Amends Charter: Creates water and sewer district with elected board Nonpartisan

Precinct	Blank Ballots Cast	Over Votes	Under Votes	Total Ballots Cast	Registered Voters	Percent Turnout	YES	NO	Totals
070	0	0	0	0	5	0.00%	0	0	0
071	0	0	5	75	155	48.39%	26	43	69
072	0	0	2	39	110	35.45%	19	18	37
073	0	0	1	52	174	29.89%	31	20	51
074	0	0	1	24	59	40.68%	11	12	23
104	0	0	0	0	3	0.00%	0	0	0
Totals:	0	0	10	190	506		87	93	180

CERTIFIED COPY OF THE ORIGINAL
SHERRY HALL, COUNTY CLERK

BY: *Sherry Hall*

NUMBERED KEY CANVASS

RUN DATE:06/09/14 08:21 AM

Washington County, Oregon
Primary Election
May 20, 2014

Official Final

REPORT-EL52 PAGE 0134

26-156 City of Portland
Charter - Create District

Vote for 1

01 = Yes

02 = No

VOTES PERCENT


VOTES PERCENT

91 42.52
123 57.48

03 = OVER VOTES
04 = UNDER VOTES

0
17

	01	02	03	04
0366 366	0	1	0	0
0375 375	36	48	0	6
0391 391	25	39	0	5
0392 392	25	25	0	6
0441 441	5	10	0	0



	TOTAL	PERCENT		TOTAL	PERCENT
01 = REGISTERED VOTERS - TOTAL	422,638		07 = BALLOTS CAST - Republican	24,674	17.85
02 = REGISTERED VOTERS - Democrat	220,286	52.12	08 = BALLOTS CAST - NONPARTISAN	27,748	20.07
03 = REGISTERED VOTERS - Republican	63,513	15.03	09 = VOTER TURNOUT - TOTAL		32.71
04 = REGISTERED VOTERS - NONPARTISAN	138,839	32.85	10 = VOTER TURNOUT - Democrat		38.95
05 = BALLOTS CAST - TOTAL	138,231		11 = VOTER TURNOUT - Republican		38.85
06 = BALLOTS CAST - Democrat	85,809	62.08	12 = VOTER TURNOUT - NONPARTISAN		19.99

	01	02	03	04	05	06	07	08	09	10	11	12
2701	626	352	157	117	268	163	73	32	42.81	46.31	46.50	27.35
2702	854	407	278	169	347	175	141	31	40.63	43.00	50.72	18.34
3101	1259	601	266	392	396	226	93	77	31.45	37.60	34.96	19.64
3102	1853	867	451	535	604	335	172	97	32.60	38.64	38.14	18.13
3103	634	291	202	141	220	117	83	20	34.70	40.21	41.09	14.18
3301	4363	2620	342	1401	1552	1126	100	326	35.57	42.98	29.24	23.27
3302	4432	2474	508	1450	1432	959	162	311	32.31	38.76	31.89	21.45
3303	3542	1611	817	1114	1089	569	270	250	30.75	35.32	33.05	22.44
3304	581	308	127	146	273	165	66	42	46.99	53.57	51.97	28.77
3501	904	450	206	248	315	181	83	51	34.85	40.22	40.29	20.56
3502	4764	2621	834	1309	1876	1138	415	323	39.38	43.42	49.76	24.68
3601	1510	841	299	370	711	439	172	100	47.09	52.20	57.53	27.03
3602	3626	1938	248	1440	867	572	46	249	23.91	29.51	18.55	17.29
3603	3742	1582	264	1896	659	365	60	234	17.61	23.07	22.73	12.34
3604	4348	2322	637	1389	1614	1027	298	289	37.12	44.23	46.78	20.81
3605	3205	1612	525	1068	1109	633	261	215	34.60	39.27	49.71	20.13
3606	4615	2760	657	1198	2131	1437	308	386	46.18	52.07	46.88	32.22
3607	2514	1434	338	742	1021	674	175	172	40.61	47.00	51.78	23.18
3608	3886	2047	620	1219	1463	921	260	282	37.65	44.99	41.94	23.13
3609	541	304	148	89	226	134	72	20	41.77	44.08	48.65	22.47
3610	4065	2381	651	1033	1651	1074	315	262	40.62	45.11	48.39	25.36
3611	4636	2676	729	1231	1873	1244	304	325	40.40	46.49	41.70	26.40
3612	4033	2182	453	1398	1572	1030	192	350	38.98	47.20	42.38	25.04
3801	4075	2286	771	1018	1721	1112	337	272	42.23	48.64	43.71	26.72
3802	3324	1899	562	863	1351	908	229	214	40.64	47.81	40.75	24.80
3803	4182	2389	473	1320	1411	951	162	298	33.74	39.81	34.25	22.58
3804	2634	1479	396	759	1122	752	184	186	42.60	50.85	46.46	24.51
3805	2261	1182	332	747	711	441	121	149	31.45	37.31	36.45	19.95
3806	1884	909	502	473	596	351	192	53	31.63	38.61	38.25	11.21
3807	1099	490	373	236	363	185	149	29	33.03	37.76	39.95	12.29
3808	466	235	23	208	33	18	10	5	7.08	7.66	43.48	2.40
4101	3731	2211	368	1152	1513	1062	149	302	40.55	48.03	40.49	26.22
4102	4328	2305	560	1463	1491	948	211	332	34.45	41.13	37.68	22.69
4103	3737	2268	595	874	1788	1236	297	255	47.85	54.50	49.92	29.18
4104	4240	2660	373	1207	1914	1379	196	339	45.14	51.84	52.55	28.09
4201	3916	2229	149	1538	1301	905	56	340	33.22	40.60	37.58	22.11
4203	3826	1986	166	1674	1148	733	62	353	30.01	36.91	37.35	21.09
4204	4578	2773	214	1591	1884	1380	97	407	41.15	49.77	45.33	25.58
4205	4639	2956	253	1430	2043	1516	109	418	44.04	51.29	43.08	29.23
4206	4488	2553	240	1695	1682	1173	101	408	37.48	45.95	42.08	24.07
4207	4285	2531	146	1608	1647	1204	63	380	38.44	47.57	43.15	23.63
4208	3844	2322	180	1342	1630	1174	81	375	42.40	50.56	45.00	27.94
4209	4473	2433	354	1686	1541	1068	145	328	34.45	43.90	40.96	19.45
4210	4426	2407	359	1660	1621	1073	164	384	36.62	44.58	45.68	23.13
4211	4557	2570	432	1555	1774	1185	187	402	38.93	46.11	43.29	25.85
4301	4554	2862	217	1475	1370	970	80	320	30.08	33.89	36.87	21.69
4302	4428	2669	156	1603	1192	829	56	307	26.92	31.06	35.90	19.15
4303	4485	2814	123	1548	1246	925	38	283	27.78	32.87	30.89	18.28
4304	4625	2827	201	1597	1331	918	73	340	28.78	32.47	36.32	21.29
4305	4585	2871	335	1379	1579	1115	153	311	34.44	38.84	45.67	22.55
4306	4420	2626	324	1470	1441	997	140	304	32.60	37.97	43.21	20.68

	TOTAL	PERCENT		TOTAL	PERCENT
01 = REGISTERED VOTERS - TOTAL	422,638		07 = BALLOTS CAST - Republican	24,674	17.85
02 = REGISTERED VOTERS - Democrat	220,286	52.12	08 = BALLOTS CAST - NONPARTISAN	27,748	20.07
03 = REGISTERED VOTERS - Republican	63,513	15.03	09 = VOTER TURNOUT - TOTAL		32.71
04 = REGISTERED VOTERS - NONPARTISAN	138,839	32.85	10 = VOTER TURNOUT - Democrat		38.95
05 = BALLOTS CAST - TOTAL	138,231		11 = VOTER TURNOUT - Republican		38.85
06 = BALLOTS CAST - Democrat	85,809	62.08	12 = VOTER TURNOUT - NONPARTISAN		19.99

(CONTINUED FROM PREVIOUS PAGE)

	01	02	03	04	05	06	07	08	09	10	11	12
4307	4590	2702	360	1528	1382	901	163	318	30.11	33.35	45.28	20.81
4308	4317	2845	329	1143	1937	1483	134	320	44.87	52.13	40.73	28.00
4310	4478	2697	186	1595	1421	1050	69	302	31.73	38.93	37.10	18.93
4311	3314	2201	131	982	1233	938	52	243	37.21	42.62	39.69	24.75
4401	3963	2155	318	1490	1049	677	126	246	26.47	31.42	39.62	16.51
4402	4580	2555	394	1631	1382	889	178	315	30.17	34.79	45.18	19.31
4403	3705	2151	297	1257	1305	875	147	283	35.22	40.68	49.49	22.51
4404	4692	2689	288	1715	1110	766	87	257	23.66	28.49	30.21	14.99
4405	4543	2468	414	1661	1431	914	146	371	31.50	37.03	35.27	22.34
4406	4304	2437	462	1405	1451	943	201	307	33.71	38.70	43.51	21.85
4407	3323	2006	205	1112	1065	744	74	247	32.05	37.09	36.10	22.21
4408	4537	2478	584	1475	1280	792	221	267	28.21	31.96	37.84	18.10
4409	2023	984	232	807	479	279	73	127	23.68	28.35	31.47	15.74
4501	4559	2904	490	1165	2059	1503	229	327	45.16	51.76	46.73	28.07
4502	4207	2402	446	1359	1556	1005	186	365	36.99	41.84	41.70	26.86
4503	4054	2564	352	1138	1784	1303	165	316	44.01	50.82	46.88	27.77
4504	4403	3005	479	919	2311	1724	266	321	52.49	57.37	55.53	34.93
4505	2853	1733	328	792	1057	724	136	197	37.05	41.78	41.46	24.87
4506	3198	1549	594	1055	978	534	256	188	30.58	34.47	43.10	17.82
4507	4287	2572	428	1287	1590	1104	180	306	37.09	42.92	42.06	23.78
4508	4077	2087	467	1523	1171	701	171	299	28.72	33.59	36.62	19.63
4509	2582	1179	582	821	716	360	227	129	27.73	30.53	39.00	15.71
4510	2238	1070	576	592	751	391	254	106	33.56	36.54	44.10	17.91
4511	2508	1179	460	869	589	314	143	132	23.48	26.63	31.09	15.19
4512	556	294	112	150	186	110	53	23	33.45	37.41	47.32	15.33
4601	4552	2644	430	1478	1729	1169	190	370	37.98	44.21	44.19	25.03
4602	3556	2308	400	848	1693	1227	204	262	47.61	53.16	51.00	30.90
4603	4575	2874	479	1222	2183	1522	238	423	47.72	52.96	49.69	34.62
4604	4116	1898	593	1625	1051	568	216	267	25.53	29.93	36.42	16.43
4605	4679	2594	504	1581	1604	1011	224	369	34.28	38.97	44.44	23.34
4606	4556	2393	429	1734	1269	783	145	341	27.85	32.72	33.80	19.67
4607	3418	1551	742	1125	1014	510	320	184	29.67	32.88	43.13	16.36
4608	2667	1183	333	1151	567	302	91	174	21.26	25.53	27.33	15.12
4609	4691	2521	470	1700	1507	930	195	382	32.13	36.89	41.49	22.47
4701	2674	1313	636	725	798	424	272	102	29.84	32.29	42.77	14.07
4702	744	341	147	256	225	121	63	41	30.24	35.48	42.86	16.02
4703	2137	945	585	607	828	398	281	149	38.75	42.12	48.03	24.55
4704	4069	1880	963	1226	1396	709	464	223	34.31	37.71	48.18	18.19
4705	4441	2079	787	1575	1271	692	307	272	28.62	33.29	39.01	17.27
4706	3336	1496	671	1169	794	402	228	164	23.80	26.87	33.98	14.03
4707	1672	831	308	533	515	292	132	91	30.80	35.14	42.86	17.07
4708	3567	1652	672	1243	970	514	257	199	27.19	31.11	38.24	16.01
4709	1977	911	379	687	491	278	136	77	24.84	30.52	35.88	11.21
4710	4408	1891	810	1707	1070	504	319	247	24.27	26.65	39.38	14.47
4801	1333	511	371	451	345	168	123	54	25.88	32.88	33.15	11.97
4802	4060	1864	505	1691	855	490	131	234	21.06	26.29	25.94	13.84
4803	2368	1017	318	1033	509	251	91	167	21.49	24.68	28.62	16.17
4804	1511	651	215	645	350	185	64	101	23.16	28.42	29.77	15.66
4805	908	394	151	363	156	93	34	29	17.18	23.60	22.52	7.99
4806	1487	622	408	457	452	224	153	75	30.40	36.01	37.50	16.41
4807	2812	1235	491	1086	566	291	139	136	20.13	23.56	28.31	12.52
4901	62	20	28	14	24	6	16	2	38.71	30.00	57.14	14.29

	TOTAL	PERCENT		TOTAL	PERCENT
01 = REGISTERED VOTERS - TOTAL	422,638		07 = BALLOTS CAST - Republican	24,674	17.85
02 = REGISTERED VOTERS - Democrat	220,286	52.12	08 = BALLOTS CAST - NONPARTISAN	27,748	20.07
03 = REGISTERED VOTERS - Republican	63,513	15.03	09 = VOTER TURNOUT - TOTAL		32.71
04 = REGISTERED VOTERS - NONPARTISAN	138,839	32.85	10 = VOTER TURNOUT - Democrat		38.95
05 = BALLOTS CAST - TOTAL	138,231		11 = VOTER TURNOUT - Republican		38.85
06 = BALLOTS CAST - Democrat	85,809	62.08	12 = VOTER TURNOUT - NONPARTISAN		19.99

(CONTINUED FROM PREVIOUS PAGE)

	01	02	03	04	05	06	07	08	09	10	11	12
4902	27	13	9	5	4	0	4	0	14.81	.00	44.44	.00
4903	4336	1852	1107	1377	846	425	311	110	19.51	22.95	28.09	7.99
4904	3872	1402	1107	1363	639	282	271	86	16.50	20.11	24.48	6.31
4905	4380	1593	1462	1325	898	398	390	110	20.50	24.98	26.68	8.30
4906	1353	514	304	535	216	102	78	36	15.96	19.84	25.66	6.73
4907	272	122	99	51	101	47	36	18	37.13	38.52	36.36	35.29
4908	2223	851	618	754	670	292	259	119	30.14	34.31	41.91	15.78
4909	4340	1748	1051	1541	1141	558	373	210	26.29	31.92	35.49	13.63
4910	3578	1481	835	1262	852	390	321	141	23.81	26.33	38.44	11.17
4911	4238	1766	984	1488	985	466	303	216	23.24	26.39	30.79	14.52
5001	4024	1697	756	1571	797	401	222	174	19.81	23.63	29.37	11.08
5002	4392	1539	1415	1438	1238	501	490	247	28.19	32.55	34.63	17.18
5003	4071	1674	1149	1248	1294	611	445	238	31.79	36.50	38.73	19.07
5004	3164	1185	1138	841	1253	528	534	191	39.60	44.56	46.92	22.71
5005	2346	882	571	893	601	271	197	133	25.62	30.73	34.50	14.89
5006	3461	1282	1131	1048	1009	430	407	172	29.15	33.54	35.99	16.41
5007	3577	1466	993	1118	934	455	307	172	26.11	31.04	30.92	15.38
5008	3385	1352	1149	884	1065	501	394	170	31.46	37.06	34.29	19.23
5009	903	381	197	325	185	105	43	37	20.49	27.56	21.83	11.38
5101	839	355	124	360	172	86	41	45	20.50	24.23	33.06	12.50
5102	4501	1916	929	1656	1088	515	341	232	24.17	26.88	36.71	14.01
5103	2423	932	556	935	583	271	193	119	24.06	29.08	34.71	12.73
5104	3588	1550	913	1125	936	484	311	141	26.09	31.23	34.06	12.53
5105	381	129	151	101	98	35	55	8	25.72	27.13	36.42	7.92
5106	1743	754	437	552	418	184	156	78	23.98	24.40	35.70	14.13
5107	651	213	260	178	228	78	106	44	35.02	36.62	40.77	24.72
5202	2603	954	933	716	1453	581	556	316	55.82	60.90	59.59	44.13
5203	1977	662	786	529	475	177	249	49	24.03	26.74	31.68	9.26
5204	3100	1073	1076	951	834	335	348	151	26.90	31.22	32.34	15.88

Certificate

I certify that the votes recorded on this abstract correctly summarize the tally of votes cast at the election indicated.



Tim Scott, Director of Elections
 Multnomah County, Oregon

	TOTAL	PERCENT		TOTAL	PERCENT
01 = REGISTERED VOTERS - TOTAL	284,138		07 = BALLOTS CAST - REPUBLICAN	33,169	36.64
02 = REGISTERED VOTERS - DEMOCRAT	109,191	38.43	08 = BALLOTS CAST - NONPARTISAN	17,993	19.88
03 = REGISTERED VOTERS - REPUBLICAN	84,300	29.67	09 = VOTER TURNOUT - TOTAL		31.86
04 = REGISTERED VOTERS - NONPARTISAN	90,647	31.90	10 = VOTER TURNOUT - DEMOCRAT		36.05
05 = BALLOTS CAST - TOTAL	90,526		11 = VOTER TURNOUT - REPUBLICAN		39.35
06 = BALLOTS CAST - DEMOCRAT	39,364	43.48	12 = VOTER TURNOUT - NONPARTISAN		19.85

	01	02	03	04	05	06	07	08	09	10	11	12
0301 301	1651	518	697	436	679	234	324	121	41.13	45.17	46.48	27.75
0302 302	2107	827	546	734	622	275	222	125	29.52	33.25	40.66	17.03
0303 303	896	313	314	269	264	93	142	29	29.46	29.71	45.22	10.78
0304 304	2731	1046	783	902	746	301	291	154	27.32	28.78	37.16	17.07
0305 305	864	224	341	299	209	54	95	60	24.19	24.11	27.86	20.07
0306 306	600	262	142	196	177	92	51	34	29.50	35.11	35.92	17.35
0307 307	1607	604	535	468	486	196	203	87	30.24	32.45	37.94	18.59
0308 308	166	52	78	36	73	25	36	12	43.98	48.08	46.15	33.33
0309 309	4257	1669	1021	1567	1151	547	334	270	27.04	32.77	32.71	17.23
0310 310	1594	529	616	449	552	214	258	80	34.63	40.45	41.88	17.82
0311 311	639	194	209	236	189	65	80	44	29.58	33.51	38.28	18.64
0312 312	740	266	262	212	286	117	119	50	38.65	43.98	45.42	23.58
0313 313	5	4	0	1	2	2	0	0	40.00	50.00		.00
0314 314	315	102	139	74	140	43	84	13	44.44	42.16	60.43	17.57
0315 315	905	279	399	227	463	165	232	66	51.16	59.14	58.15	29.07
0316 316	759	263	310	186	307	123	136	48	40.45	46.77	43.87	25.81
0317 317	955	279	463	213	379	116	223	40	39.69	41.58	48.16	18.78
0318 318	2453	865	809	779	740	296	311	133	30.17	34.22	38.44	17.07
0319 319	1076	403	285	388	211	83	85	43	19.61	20.60	29.82	11.08
0320 320	2638	1042	727	869	734	327	243	164	27.82	31.38	33.43	18.87
0321 321	298	93	95	110	75	32	21	22	25.17	34.41	22.11	20.00
0322 322	344	111	143	90	115	37	56	22	33.43	33.33	39.16	24.44
0323 323	2976	1082	783	1111	613	243	221	149	20.60	22.46	28.22	13.41
0324 324	435	159	142	134	143	67	51	25	32.87	42.14	35.92	18.66
0325 325	3	2	0	1	1	0	0	1	33.33	.00		100.0
0326 326	1712	518	674	520	669	206	323	140	39.08	39.77	47.92	26.92
0327 327	3358	1231	1017	1110	756	294	302	160	22.51	23.88	29.70	14.41
0328 328	1300	429	510	361	444	163	214	67	34.15	38.00	41.96	18.56
0329 329	3466	1165	1137	1164	832	325	380	127	24.00	27.90	33.42	10.91
0330 330	1175	369	389	417	285	107	123	55	24.26	29.00	31.62	13.19
0331 331	2266	807	559	900	578	232	175	171	25.51	28.75	31.31	19.00
0332 332	1946	756	506	684	666	319	197	150	34.22	42.20	38.93	21.93
0333 333	3303	1323	657	1323	556	255	165	136	16.83	19.27	25.11	10.28
0334 334	138	55	53	30	51	20	25	6	36.96	36.36	47.17	20.00
0335 335	4369	1399	1615	1355	1379	485	605	289	31.56	34.67	37.46	21.33
0336 336	2680	960	839	881	793	335	330	128	29.59	34.90	39.33	14.53
0337 337	3810	1460	1041	1309	941	384	384	173	24.70	26.30	36.89	13.22
0338 338	4342	1556	1167	1619	870	328	388	154	20.04	21.08	33.25	9.51
0339 339	2235	854	523	858	461	222	152	87	20.63	26.00	29.06	10.14
0340 340	3052	1033	957	1062	843	348	320	175	27.62	33.69	33.44	16.48
0341 341	308	102	135	71	125	45	63	17	40.58	44.12	46.67	23.94
0342 342	63	24	23	16	30	13	13	4	47.62	54.17	56.52	25.00
0343 343	4257	1421	1385	1451	1255	479	563	213	29.48	33.71	40.65	14.68
0344 344	3898	1531	914	1453	1083	508	356	219	27.78	33.18	38.95	15.07
0345 345	28	8	9	11	8	3	3	2	28.57	37.50	33.33	18.18
0346 346	281	95	137	49	134	50	73	11	47.69	52.63	53.28	22.45
0347 347	53	15	23	15	26	10	13	3	49.06	66.67	56.52	20.00
0348 348	29	9	13	7	11	1	9	1	37.93	11.11	69.23	14.29
0349 349	2548	1046	581	921	620	264	211	145	24.33	25.24	36.32	15.74
0350 350	3035	1360	645	1030	1028	538	278	212	33.87	39.56	43.10	20.58
0351 351	2463	976	553	934	576	259	184	133	23.39	26.54	33.27	14.24

	TOTAL	PERCENT		TOTAL	PERCENT
01 = REGISTERED VOTERS - TOTAL	284,138		07 = BALLOTS CAST - REPUBLICAN	33,169	36.64
02 = REGISTERED VOTERS - DEMOCRAT	109,191	38.43	08 = BALLOTS CAST - NONPARTISAN	17,993	19.88
03 = REGISTERED VOTERS - REPUBLICAN	84,300	29.67	09 = VOTER TURNOUT - TOTAL		31.86
04 = REGISTERED VOTERS - NONPARTISAN	90,647	31.90	10 = VOTER TURNOUT - DEMOCRAT		36.05
05 = BALLOTS CAST - TOTAL	90,526		11 = VOTER TURNOUT - REPUBLICAN		39.35
06 = BALLOTS CAST - DEMOCRAT	39,364	43.48	12 = VOTER TURNOUT - NONPARTISAN		19.85

(CONTINUED FROM PREVIOUS PAGE)

	01	02	03	04	05	06	07	08	09	10	11	12
0352 352	788	327	112	349	145	80	25	40	18.40	24.46	22.32	11.46
0353 353	1940	883	410	647	698	393	142	163	35.98	44.51	34.63	25.19
0354 354	3785	1615	1072	1098	1485	713	465	307	39.23	44.15	43.38	27.96
0355 355	3055	1305	697	1053	1005	511	277	217	32.90	39.16	39.74	20.61
0356 356	1821	729	477	615	454	201	164	89	24.93	27.57	34.38	14.47
0357 357	1488	600	426	462	462	203	177	82	31.05	33.83	41.55	17.75
0358 358	1867	716	532	619	553	234	204	115	29.62	32.68	38.35	18.58
0359 359	2115	876	469	770	628	301	163	164	29.69	34.36	34.75	21.30
0360 360	2670	1066	585	1019	697	346	187	164	26.10	32.46	31.97	16.09
0361 361	1686	735	278	673	338	178	66	94	20.05	24.22	23.74	13.97
0362 362	3567	1560	934	1073	1562	794	462	306	43.79	50.90	49.46	28.52
0363 363	3296	1343	861	1092	1235	574	382	279	37.47	42.74	44.37	25.55
0364 364	4333	1742	1245	1346	1768	800	563	405	40.80	45.92	45.22	30.09
0365 365	2825	1250	786	789	1288	625	397	266	45.59	50.00	50.51	33.71
0366 366	1958	879	457	622	579	305	189	85	29.57	34.70	41.36	13.67
0367 367	3675	1268	1019	1388	1351	530	467	354	36.76	41.80	45.83	25.50
0368 368	3825	1391	1075	1359	1287	502	443	342	33.65	36.09	41.21	25.17
0369 369	1822	663	564	595	685	305	257	123	37.60	46.00	45.57	20.67
0370 370	2153	810	707	636	633	277	269	87	29.40	34.20	38.05	13.68
0371 371	2284	958	634	692	922	431	303	188	40.37	44.99	47.79	27.17
0372 372	1686	787	500	399	804	423	260	121	47.69	53.75	52.00	30.33
0373 373	305	104	129	72	120	38	57	25	39.34	36.54	44.19	34.72
0374 374	12	0	7	5	6	0	5	1	50.00		71.43	20.00
0375 375	275	122	65	88	90	44	25	21	32.73	36.07	38.46	23.86
0376 376	1924	735	606	583	762	341	259	162	39.60	46.39	42.74	27.79
0377 377	2303	811	755	737	1031	394	382	255	44.77	48.58	50.60	34.60
0378 378	1681	800	344	537	546	309	127	110	32.48	38.63	36.92	20.48
0379 379	3481	1548	858	1075	1201	583	368	250	34.50	37.66	42.89	23.26
0380 380	2257	948	705	604	1017	491	335	191	45.06	51.79	47.52	31.62
0381 381	749	318	152	279	201	91	55	55	26.84	28.62	36.18	19.71
0382 382	3104	1299	755	1050	932	449	305	178	30.03	34.57	40.40	16.95
0383 383	1399	661	313	425	567	299	155	113	40.53	45.23	49.52	26.59
0384 384	2362	1217	482	663	993	579	240	174	42.04	47.58	49.79	26.24
0385 385	2995	1376	852	767	1204	586	436	182	40.20	42.59	51.17	23.73
0386 386	2788	1342	802	644	1358	699	448	211	48.71	52.09	55.86	32.76
0387 387	954	391	206	357	230	92	65	73	24.11	23.53	31.55	20.45
0388 388	256	128	29	99	64	45	3	16	25.00	35.16	10.34	16.16
0389 389	2338	913	653	772	763	320	252	191	32.63	35.05	38.59	24.74
0390 390	3697	1456	1176	1065	1462	635	562	265	39.55	43.61	47.79	24.88
0391 391	356	155	55	146	69	29	16	24	19.38	18.71	29.09	16.44
0392 392	195	91	30	74	56	31	12	13	28.72	34.07	40.00	17.57
0393 393	630	337	161	132	278	156	71	51	44.13	46.29	44.10	38.64
0394 394	155	50	57	48	31	8	14	9	20.00	16.00	24.56	18.75
0395 395	2525	958	798	769	933	369	337	227	36.95	38.52	42.23	29.52
0396 396	787	304	243	240	275	112	116	47	34.94	36.84	47.74	19.58
0397 397	2429	809	916	704	727	256	337	134	29.93	31.64	36.79	19.03
0398 398	823	254	357	212	390	109	214	67	47.39	42.91	59.94	31.60
0399 399	2198	993	509	696	642	342	183	117	29.21	34.44	35.95	16.81
0400 400	2828	1204	683	941	780	390	239	151	27.58	32.39	34.99	16.05
0401 401	1703	898	354	451	750	447	174	129	44.04	49.78	49.15	28.60
0402 402	1002	397	326	279	329	146	130	53	32.83	36.78	39.88	19.00
0403 403	3684	1302	1384	998	1223	423	587	213	33.20	32.49	42.41	21.34

	TOTAL	PERCENT		TOTAL	PERCENT
01 = REGISTERED VOTERS - TOTAL	284,138		07 = BALLOTS CAST - REPUBLICAN	33,169	36.64
02 = REGISTERED VOTERS - DEMOCRAT	109,191	38.43	08 = BALLOTS CAST - NONPARTISAN	17,993	19.00
03 = REGISTERED VOTERS - REPUBLICAN	84,300	29.67	09 = VOTER TURNOUT - TOTAL		31.86
04 = REGISTERED VOTERS - NONPARTISAN	90,647	31.90	10 = VOTER TURNOUT - DEMOCRAT		36.05
05 = BALLOTS CAST - TOTAL	90,526		11 = VOTER TURNOUT - REPUBLICAN		39.35
06 = BALLOTS CAST - DEMOCRAT	39,364	43.48	12 = VOTER TURNOUT - NONPARTISAN		19.85

(CONTINUED FROM PREVIOUS PAGE)

	01	02	03	04	05	06	07	08	09	10	11	12
0404 404	2611	1025	824	762	804	359	306	139	30.79	35.02	37.14	18.24
0405 405	4393	1770	1317	1306	1439	640	515	284	32.76	36.16	39.10	21.75
0406 406	3029	1287	757	985	851	390	285	176	28.10	30.30	37.65	17.87
0407 407	1641	782	394	465	733	385	208	140	44.67	49.23	52.79	30.11
0408 408	4245	1710	1467	1068	1642	731	661	250	38.68	42.75	45.06	23.41
0409 409	2693	1098	738	857	867	383	295	189	32.19	34.88	39.97	22.05
0410 410	2873	1010	990	873	821	310	345	166	28.58	30.69	34.85	19.01
0411 411	2703	1015	766	922	599	264	226	109	22.16	26.01	29.50	11.82
0412 412	1829	679	618	532	663	299	240	124	36.25	44.04	38.83	23.31
0413 413	844	324	248	272	203	88	68	47	24.05	27.16	27.42	17.28
0414 414	568	170	251	147	187	72	85	30	32.92	42.35	33.86	20.41
0415 415	476	202	207	67	283	119	132	32	59.45	58.91	63.77	47.76
0416 416	1671	612	530	529	587	240	219	128	35.13	39.22	41.32	24.20
0417 417	1216	507	338	371	340	168	115	57	27.96	33.14	34.02	15.36
0418 418	1934	749	604	581	748	300	268	180	38.68	40.05	44.37	30.98
0419 419	1708	772	618	318	877	412	334	131	51.35	53.37	54.05	41.19
0420 420	3197	1165	1088	944	922	388	381	153	28.84	33.30	35.02	16.21
0421 421	296	82	99	115	83	23	40	20	28.04	28.05	40.40	17.39
0422 422	25	6	10	9	11	2	6	3	44.00	33.33	60.00	33.33
0423 423	3004	1136	806	1062	715	319	261	135	23.80	28.08	32.38	12.71
0424 424	4104	1253	1628	1223	1078	341	499	238	26.27	27.21	30.65	19.46
0425 425	1005	307	448	250	292	84	165	43	29.05	27.36	36.83	17.20
0426 426	298	92	135	71	113	31	64	18	37.92	33.70	47.41	25.35
0427 427	22	8	9	5	5	2	1	2	22.73	25.00	11.11	40.00
0428 428	1420	488	490	442	337	120	154	63	23.73	24.59	31.43	14.25
0429 429	1894	694	507	693	621	248	207	166	32.79	35.73	40.83	23.95
0430 430	1950	604	833	513	734	273	342	119	37.64	45.20	41.06	23.20
0431 431	1262	381	568	313	420	156	203	61	33.28	40.94	35.74	19.49
0432 432	317	92	108	117	48	12	27	9	15.14	13.04	25.00	7.69
0433 433	2151	808	758	585	594	263	244	87	27.62	32.55	32.19	14.87
0434 434	3587	1372	1111	1104	1129	499	397	233	31.47	36.37	35.73	21.11
0435 435	3686	1176	1440	1070	1091	385	502	204	29.60	32.74	34.86	19.07
0436 436	2076	613	971	492	568	179	304	85	27.36	29.20	31.31	17.28
0437 437	53	19	22	12	31	16	8	7	58.49	84.21	36.36	58.33
0438 438	240	65	110	65	61	25	28	8	25.42	38.46	25.45	12.31
0439 439	202	59	88	55	98	32	50	16	48.51	54.24	56.82	29.09
0440 440	1438	494	396	548	201	85	75	41	13.98	17.21	18.94	7.48
0441 441	66	32	11	23	15	9	3	3	22.73	28.13	27.27	13.04
0442 442	818	283	299	236	264	106	102	56	32.27	37.46	34.11	23.73
0443 443	19	7	7	5	13	6	5	2	68.42	85.71	71.43	40.00
0444 444	1332	455	425	452	457	168	166	123	34.31	36.92	39.06	27.21
0445 445	689	234	227	228	218	74	89	55	31.64	31.62	39.21	24.12
0446 446	3673	1607	919	1147	1447	714	424	309	39.40	44.43	46.14	26.94
0447 447	2093	733	766	594	865	319	386	160	41.33	43.52	50.39	26.94
0448 448	404	165	63	176	101	48	21	32	25.00	29.09	33.33	18.18
0449 449	98	44	25	29	22	15	3	4	22.45	34.09	12.00	13.79
0450 450	72	14	34	24	22	7	9	6	30.56	50.00	26.47	25.00
0451 451	760	253	238	269	209	83	73	53	27.50	32.81	30.67	19.70
0452 452	2141	803	465	873	416	171	129	116	19.43	21.30	27.74	13.29
0453 453	50	24	6	20	10	4	1	5	20.00	16.67	16.67	25.00
0454 454	793	251	260	282	160	61	61	38	20.18	24.30	23.46	13.48
0455 455	90	33	43	14	39	13	20	6	43.33	39.39	46.51	42.86

	TOTAL	PERCENT		TOTAL	PERCENT
01 = REGISTERED VOTERS - TOTAL	284,138		07 = BALLOTS CAST - REPUBLICAN	33,169	36.64
02 = REGISTERED VOTERS - DEMOCRAT	109,191	38.43	08 = BALLOTS CAST - NONPARTISAN	17,993	19.88
03 = REGISTERED VOTERS - REPUBLICAN	84,300	29.67	09 = VOTER TURNOUT - TOTAL		31.86
04 = REGISTERED VOTERS - NONPARTISAN	90,647	31.90	10 = VOTER TURNOUT - DEMOCRAT		36.05
05 = BALLOTS CAST - TOTAL	90,526		11 = VOTER TURNOUT - REPUBLICAN		39.35
06 = BALLOTS CAST - DEMOCRAT	39,364	43.48	12 = VOTER TURNOUT - NONPARTISAN		19.85

(CONTINUED FROM PREVIOUS PAGE)

	01	02	03	04	05	06	07	08	09	10	11	12
0456 456	21	4	12	5	12	1	9	2	57.14	25.00	75.00	40.00
0457 457	2152	689	806	657	463	159	219	85	21.51	23.08	27.17	12.94
0458 458	2588	923	930	735	950	392	383	175	36.71	42.47	41.18	23.81
0459 459	2782	1049	804	929	833	371	313	149	29.94	35.37	38.93	16.04
0460 460	2199	849	415	935	310	149	93	68	14.10	17.55	22.41	7.27
0461 461	2674	999	750	925	918	372	362	184	34.33	37.24	48.27	19.89



I, Richard W. Habernicht, Director of Assessment and Taxation and Ex-Officio County Clerk for Washington County, do hereby certify this to be a true and correct copy of the original.

Date: June 9, 2014

By: M. Kawan
Elections Manager