

Canvass Results
 Official Election Results
 Run Time 2:52 PM
 Run Date 05/30/2018

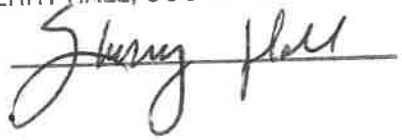
Clackamas County, Oregon
 May 15, 2018 Primary Election
 5/15/2018
 Page 309 of 338

Official results
 Registered Voters
 80872 of 281200 = 28.76 %
 Precincts Reporting
 120 of 120 = 100.00 %

City of Portland Auditor - NonPartisan - Vote for one

Precinct	Mary Hull Caballero	Cast Votes	Undervotes	Overvotes	Miscellaneous Write-ins	Vote by Mail Ballots Cast	Total Ballots Cast	Registered Voters	Turnout Percentage
070	0	0	0	0	0	0	0	5	0.00 %
071	33	33	42	0	0	75	75	164	45.73 %
072	18	18	18	0	0	36	36	115	31.30 %
073	22	22	23	0	0	45	45	220	20.45 %
074 & 104	8	8	10	0	1	19	19	72	26.39 %
Totals	81	81	93	0	1	175	175	576	30.38 %

CERTIFIED COPY OF THE ORIGINAL
 SHERRY HALL, COUNTY CLERK

BY: 

Canvass Results

Official Election Results

Run Time 2:52 PM

Run Date 05/30/2018

Clackamas County, Oregon

May 15, 2018 Primary Election

5/15/2018

Page 310 of 338

Official results**Registered Voters**

80872 of 281200 = 28.76 %

Precincts Reporting

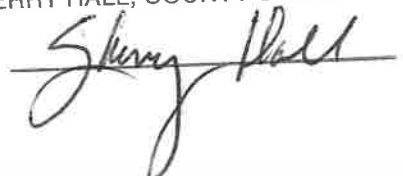
120 of 120 = 100.00 %

City of Portland Commissioner, Pos 2 - NonPartisan - Vote for one

Precinct	Julia DeGraw	Philip J Wolfe	Nicholas Sutton	Nick Fish	Cast Votes	Undervotes	Overvotes	Miscellaneous Write-ins	Vote by Mail Ballots Cast	Total Ballots Cast	Registered Voters	Turnout Percentage
070	0	0	0	0	0	0	0	0	0	0	5	0.00 %
071	9	3	0	44	56	18	1	0	75	75	164	45.73 %
072	10	3	0	16	29	7	0	0	36	36	115	31.30 %
073	12	3	0	21	36	8	1	0	45	45	220	20.45 %
074 & 104	6	2	0	6	14	5	0	0	19	19	72	26.39 %
Totals	37	11	0	87	135	38	2	0	175	175	576	30.38 %

CERTIFIED COPY OF THE ORIGINAL
SHERRY HALL, COUNTY CLERK

BY:



Canvass Results

Official Election Results

Run Time 2:52 PM
Run Date 05/30/2018

Clackamas County, Oregon

May 15, 2018 Primary Election

5/15/2018

Page 311 of 338

Official results

Registered Voters

80872 of 281200 = 28.76 %

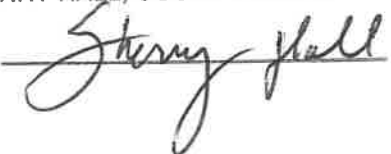
Precincts Reporting

120 of 120 = 100.00 %

City of Portland Commissioner, Pos 3 - NonPartisan - Vote for one

Precinct	Andrea Valderrama	Felicia Williams	Stuart Emmons	Loretta Smith	Lew Humble	Jo Ann A. Hardesty	Cast Votes	Undervotes	Overvotes	Miscellaneous Write-ins	Vote by Mail Ballots Cast	Total Ballots Cast	Registered Voters	Turnout Percentage
070	0	0	0	0	0	0	0	0	0	0	0	0	5	0.00 %
071	8	14	2	11	2	23	60	11	1	3	75	75	164	45.73 %
072	8	3	1	5	1	13	31	5	0	0	36	36	115	31.30 %
073	9	1	3	10	0	11	34	10	1	0	45	45	220	20.45 %
074 & 104	2	1	1	4	2	2	12	7	0	0	19	19	72	26.39 %
Totals	27	19	7	30	5	49	137	33	2	3	175	175	576	30.38 %

CERTIFIED COPY OF THE ORIGINAL
SHERRY HALL, COUNTY CLERK

BY: 

Canvass Results

Official Election Results

Run Time 2:52 PM

Run Date 05/30/2018

Clackamas County, Oregon

May 15, 2018 Primary Election

5/15/2018

Page 331 of 338

Official results**Registered Voters**


80872 of 281200 = 28.76 %

Precincts Reporting

120 of 120 = 100.00 %

26-197: City of Portland - Renew Portland Children's Levy for five years - NonPartisan

Precinct	Yes	No	Cast Votes	Undervotes	Overvotes	Miscellaneous Write-ins	Vote by Mail Ballots Cast	Total Ballots Cast	Registered Voters	Turnout Percentage
070	0	0	0	0	0	0	0	0	5	0.00 %
071	53	16	69	6	0	0	75	75	164	45.73 %
072	27	6	33	3	0	0	36	36	115	31.30 %
073	25	13	38	7	0	0	45	45	220	20.45 %
074 & 104	13	5	18	1	0	0	19	19	72	26.39 %
Totals	118	40	158	17	0	0	175	175	576	30.38 %

CERTIFIED COPY OF THE ORIGINAL
SHERRY HALL, COUNTY CLERKBY: 

Canvass Results

Official Election Results

Run Time 2:52 PM
Run Date 05/30/2018

Clackamas County, Oregon

May 15, 2018 Primary Election

5/15/2018

Page 312 of 338

Official results

Registered Voters

80872 of 281200 = 28.76 %

Precincts Reporting

120 of 120 = 100.00 %

Metro Council President - NonPartisan - Vote for one

Precinct	Lynn Peterson	Michael P Langley	Cast Votes	Undervotes	Overvotes	Miscellaneous Write-ins	Vote by Mail Ballots Cast	Total Ballots Cast	Registered Voters	Turnout Percentage
001	590	285	875	268	0	4	1147	1147	4599	24.94 %
002	554	214	768	179	0	4	951	951	4184	22.73 %
003 & 004	411	211	622	127	0	2	751	751	2895	25.94 %
005	543	297	840	237	0	2	1079	1079	5247	20.56 %
006	429	271	700	207	0	3	910	910	3298	27.59 %
007	429	189	618	193	0	3	814	814	3482	23.38 %
010	1	6	7	2	0	0	9	9	27	33.33 %
031	379	190	569	244	0	3	816	816	2752	29.65 %
032	380	164	544	276	0	3	823	823	2799	29.40 %
033	464	153	617	263	0	3	883	883	2764	31.95 %
051	601	157	758	174	0	2	934	934	3152	29.63 %
052	546	176	722	165	1	9	897	897	3349	26.78 %
053	416	144	560	116	0	0	676	676	2833	23.86 %
054	507	151	658	159	0	4	821	821	2682	30.61 %
055	478	163	641	152	0	3	796	796	2981	26.70 %
070	0	0	0	0	0	0	0	0	5	0.00 %
071	45	11	56	19	0	0	75	75	164	45.73 %
072	19	10	29	7	0	0	36	36	115	31.30 %
073	29	6	35	10	0	0	45	45	220	20.45 %
074 & 104	8	3	11	6	0	2	19	19	72	26.39 %
100	47	35	82	43	0	0	125	125	446	28.03 %

Canvass Results

Official Election Results

Run Time 2:52 PM
Run Date 05/30/2018**Clackamas County, Oregon**

May 15, 2018 Primary Election

5/15/2018

Page 313 of 338

Official results**Registered Voters**

80872 of 281200 = 28.76 %

Precincts Reporting

120 of 120 = 100.00 %

Metro Council President - NonPartisan - Vote for one

Precinct	Lynn Peterson	Michael P Langley	Cast Votes	Undervotes	Overvotes	Miscellaneous Write-ins	Vote-by Mail Ballots Cast	Total Ballots Cast	Registered Voters	Turnout Percentage
101	888	408	1296	643	0	6	1945	1945	7150	27.20 %
102	74	24	98	30	0	0	128	128	774	16.54 %
103	557	254	811	410	0	3	1224	1224	3791	32.29 %
105	165	100	265	144	0	0	409	409	1229	33.28 %
130	543	193	736	311	0	4	1051	1051	3104	33.86 %
131	593	185	778	303	0	9	1090	1090	3390	32.15 %
132	468	129	597	253	0	1	851	851	2731	31.16 %
133	925	218	1143	443	0	9	1595	1595	4048	39.40 %
134	588	132	720	282	0	1	1003	1003	2599	38.59 %
135	628	150	778	338	0	6	1122	1122	2900	38.69 %
151	713	144	857	218	0	3	1078	1078	2818	38.25 %
152	782	150	932	215	0	3	1150	1150	3158	36.42 %
153	541	114	655	174	0	2	831	831	2917	28.49 %
154	237	46	283	104	0	0	387	387	807	47.96 %
155	707	156	863	242	0	2	1107	1107	3490	31.72 %
156	686	182	868	267	0	0	1135	1135	3382	33.56 %
157	563	122	685	192	0	2	879	879	2553	34.43 %
158	375	111	486	145	0	3	634	634	2214	28.64 %
159	855	173	1028	252	0	0	1280	1280	4103	31.20 %
160	98	27	125	41	0	1	167	167	485	34.43 %
201	579	180	759	214	0	2	975	975	4057	24.03 %

Canvass Results

Official Election Results

Run Time 2:52 PM
Run Date 05/30/2018

Clackamas County, Oregon

May 15, 2018 Primary Election

5/15/2018

Page 314 of 338

Official results

Registered Voters

80872 of 281200 = 28.76 %

Precincts Reporting

120 of 120 = 100.00 %

Metro Council President - NonPartisan - Vote for one

Precinct	Lynn Peterson	Michael P Langley	Cast Votes	Undervotes	Overvotes	Miscellaneous Write-ins	Vote by Mail Ballots Cast	Total Ballots Cast	Registered Voters	Turnout Percentage
202	671	227	898	249	0	4	1151	1151	5285	21.78 %
203	652	212	864	350	0	0	1214	1214	2323	52.26 %
204	370	150	520	174	0	3	697	697	2867	24.31 %
251	0	0	0	0	0	0	0	0	4	0.00 %
252	336	129	465	217	0	3	685	685	1997	34.30 %
280	277	59	336	106	0	0	442	442	1566	28.22 %
281	318	96	414	123	0	2	539	539	1663	32.41 %
282	89	28	117	41	0	0	158	158	563	28.06 %
283	117	26	143	39	0	2	184	184	504	36.51 %
320	258	84	342	105	0	3	450	450	1343	33.51 %
321	269	100	369	150	0	0	519	519	1804	28.77 %
400	197	135	332	126	0	0	458	458	1517	30.19 %
401	136	136	272	74	1	0	347	347	1127	30.79 %
402	192	172	364	111	0	2	477	477	1552	30.73 %
403	198	123	321	116	0	3	440	440	1513	29.08 %
404	75	36	111	31	0	0	142	142	563	25.22 %
405	98	105	203	60	0	0	263	263	917	28.68 %
406	36	30	66	22	0	0	88	88	304	28.95 %
410	267	115	382	120	0	0	502	502	1898	26.45 %
411	471	201	672	175	1	2	850	850	3560	23.88 %
412	271	144	415	121	0	0	536	536	2092	25.62 %

Canvass Results

Official Election Results

Run Time 2:52 PM

Run Date 05/30/2018

Clackamas County, Oregon

May 15, 2018 Primary Election

5/15/2018

Page 315 of 338

Official results

Registered Voters

80872 of 281200 = 28.76 %

Precincts Reporting

120 of 120 = 100.00 %

Metro Council President - NonPartisan - Vote for one

Precinct	Lynn Peterson	Michael P Langley	Cast Votes	Undervotes	Overvotes	Miscellaneous Write-ins	Vote by Mail Ballots Cast	Total Ballots Cast	Registered Voters	Turnout Percentage
413	220	120	340	88	0	2	430	430	2790	15.41 %
414	102	65	167	44	0	0	211	211	874	24.14 %
415	17	20	37	3	0	0	40	40	156	25.64 %
416 & 417	504	218	722	187	0	1	910	910	4261	21.36 %
418	592	225	817	243	0	3	1063	1063	5547	19.16 %
419	159	58	217	57	0	2	276	276	917	30.10 %
420	97	40	137	30	0	1	168	168	808	20.79 %
421	566	233	799	230	0	6	1035	1035	3209	32.25 %
422	602	217	819	212	0	2	1033	1033	5356	19.29 %
423	4	2	6	1	0	0	7	7	27	25.93 %
500	739	269	1008	224	0	13	1245	1245	4124	30.19 %
501	887	165	1052	187	1	4	1244	1244	3837	32.42 %
502	908	282	1190	261	1	10	1462	1462	4514	32.39 %
503	737	325	1062	251	1	1	1315	1315	3997	32.90 %
504	404	184	588	105	0	1	694	694	3013	23.03 %
505	389	152	541	119	0	1	661	661	2141	30.87 %
506	416	197	613	155	0	6	774	774	3146	24.60 %
510 & 511	122	76	198	46	0	0	244	244	875	27.89 %
512	158	93	251	66	0	0	317	317	1219	26.00 %
515	75	38	113	33	0	1	147	147	618	23.79 %

Canvass Results
 Official Election Results
 Run Time 2:52 PM
 Run Date 05/30/2018

Clackamas County, Oregon

May 15, 2018 Primary Election

5/15/2018


Page 316 of 338

Official results
 Registered Voters
 80872 of 281200 = 28.76 %
 Precincts Reporting
 120 of 120 = 100.00 %

Metro Council President - NonPartisan - Vote for one

Precinct	Lynn Peterson	Michael P Langley	Cast Votes	Undervotes	Overvotes	Miscellaneous Write-ins	Vote by Mail Ballots Cast	Total Ballots Cast	Registered Voters	Turnout Percentage
519	44	15	59	19	0	0	78	78	251	31.08 %
Totals	31481	11336	42817	13139	6	182	56144	56144	196408	28.59 %

CERTIFIED COPY OF THE ORIGINAL
 SHERRY HALL, COUNTY CLERK

BY: 

Canvass Results

Official Election Results

Run Time 2:52 PM

Run Date 05/30/2018

Clackamas County, Oregon

May 15, 2018 Primary Election

5/15/2018

Page 317 of 338

Official results**Registered Voters**

80872 of 281200 = 28.76 %

Precincts Reporting

120 of 120 = 100.00 %

Metro Auditor - NonPartisan - Vote for one

Precinct	Brian Evans	Cast Votes	Undervotes	Overvotes	Miscellaneous Write-ins	Vote by Mail Ballots Cast	Total Ballots Cast	Registered Voters	Turnout Percentage
001	633	633	508	0	6	1147	1147	4599	24.94 %
002	556	556	389	0	6	951	951	4184	22.73 %
003 & 004	449	449	300	0	2	751	751	2895	25.94 %
005	654	654	420	0	5	1079	1079	5247	20.56 %
006	504	504	397	0	9	910	910	3298	27.59 %
007	463	463	344	0	7	814	814	3482	23.38 %
010	1	1	8	0	0	9	9	27	33.33 %
031	437	437	372	0	7	816	816	2752	29.65 %
032	375	375	441	0	7	823	823	2799	29.40 %
033	457	457	420	0	6	883	883	2764	31.95 %
051	530	530	392	0	12	934	934	3152	29.63 %
052	493	493	389	0	15	897	897	3349	26.78 %
053	403	403	269	0	4	676	676	2833	23.86 %
054	492	492	325	0	4	821	821	2682	30.61 %
055	466	466	322	0	8	796	796	2981	26.70 %
070	0	0	0	0	0	0	0	5	0.00 %
071	38	38	37	0	0	75	75	164	45.73 %
072	18	18	18	0	0	36	36	115	31.30 %
073	20	20	25	0	0	45	45	220	20.45 %
074 & 104	9	9	10	0	0	19	19	72	26.39 %
100	60	60	65	0	0	125	125	446	28.03 %

Canvass Results

Official Election Results

Run Time 2:52 PM

Run Date 05/30/2018

Clackamas County, Oregon

May 15, 2018 Primary Election

5/15/2018

Page 318 of 338

Official results**Registered Voters**

80872 of 281200 = 28.76 %

Precincts Reporting

120 of 120 = 100.00 %

Metro Auditor - NonPartisan - Vote for one

Precinct	Brian Evans	Cast Votes	Undervotes	Overvotes	Miscellaneous Write-ins	Vote by Mail Ballots Cast	Total Ballots Cast	Registered Voters	Turnout Percentage
101	976	976	960	0	9	1945	1945	7150	27.20 %
102	76	76	52	0	0	128	128	774	16.54 %
103	587	587	632	0	5	1224	1224	3791	32.29 %
105	193	193	215	0	1	409	409	1229	33.28 %
130	564	564	483	0	4	1051	1051	3104	33.86 %
131	617	617	460	0	13	1090	1090	3390	32.15 %
132	458	458	388	0	5	851	851	2731	31.16 %
133	841	841	739	0	15	1595	1595	4048	39.40 %
134	515	515	486	0	2	1003	1003	2599	38.59 %
135	588	588	529	0	5	1122	1122	2900	38.69 %
151	602	602	471	0	5	1078	1078	2818	38.25 %
152	681	681	468	0	1	1150	1150	3158	36.42 %
153	503	503	322	0	6	831	831	2917	28.49 %
154	246	246	139	0	2	387	387	807	47.96 %
155	655	655	449	0	3	1107	1107	3490	31.72 %
156	616	616	518	0	1	1135	1135	3382	33.56 %
157	495	495	379	0	5	879	879	2553	34.43 %
158	360	360	273	0	1	634	634	2214	28.64 %
159	768	768	508	0	4	1280	1280	4103	31.20 %
160	79	79	86	0	2	167	167	485	34.43 %
201	623	623	348	0	4	975	975	4057	24.03 %

Canvass Results

Official Election Results

Run Time 2:52 PM

Run Date 05/30/2018

Clackamas County, Oregon

May 15, 2018 Primary Election

5/15/2018

Page 319 of 338

Official results**Registered Voters**

80872 of 281200 = 28.76 %

Precincts Reporting

120 of 120 = 100.00 %

Metro Auditor - NonPartisan - Vote for one

Precinct	Brian Evans	Cast Votes	Undervotes	Overvotes	Miscellaneous Write-ins	Vote by Mail Ballots Cast	Total Ballots Cast	Registered Voters	Turnout Percentage
202	726	726	420	0	5	1151	1151	5285	21.78 %
203	731	731	482	0	1	1214	1214	2323	52.26 %
204	413	413	280	0	4	697	697	2867	24.31 %
251	0	0	0	0	0	0	0	4	0.00 %
252	376	376	305	0	4	685	685	1997	34.30 %
280	256	256	185	0	1	442	442	1566	28.22 %
281	321	321	215	0	3	539	539	1663	32.41 %
282	92	92	66	0	0	158	158	563	28.06 %
283	78	78	105	0	1	184	184	504	36.51 %
320	245	245	205	0	0	450	450	1343	33.51 %
321	268	268	250	0	1	519	519	1804	28.77 %
400	217	217	241	0	0	458	458	1517	30.19 %
401	164	164	180	0	3	347	347	1127	30.79 %
402	216	216	256	0	5	477	477	1552	30.73 %
403	197	197	240	0	3	440	440	1513	29.08 %
404	80	80	62	0	0	142	142	563	25.22 %
405	125	125	135	0	3	263	263	917	28.68 %
406	40	40	48	0	0	88	88	304	28.95 %
410	287	287	211	0	4	502	502	1898	26.45 %
411	474	474	372	1	3	850	850	3560	23.88 %
412	311	311	224	0	1	536	536	2092	25.62 %

Canvass Results

Official Election Results

Run Time 2:52 PM

Run Date 05/30/2018

Clackamas County, Oregon

May 15, 2018 Primary Election

5/15/2018

Page 320 of 338

Official results

Registered Voters

80872 of 281200 = 28.76 %

Precincts Reporting

120 of 120 = 100.00 %

Metro Auditor - NonPartisan - Vote for one

Precinct	Brian Evans	Cast Votes	Undervotes	Overvotes	Miscellaneous Write-ins	Vote by Mail Ballots Cast	Total Ballots Cast	Registered Voters	Turnout Percentage
413	255	255	171	0	4	430	430	2790	15.41 %
414	111	111	97	0	3	211	211	874	24.14 %
415	19	19	21	0	0	40	40	156	25.64 %
416 & 417	527	527	378	0	5	910	910	4261	21.36 %
418	610	610	445	0	8	1063	1063	5547	19.16 %
419	162	162	114	0	0	276	276	917	30.10 %
420	97	97	70	0	1	168	168	808	20.79 %
421	603	603	426	0	6	1035	1035	3209	32.25 %
422	647	647	379	0	7	1033	1033	5356	19.29 %
423	3	3	4	0	0	7	7	27	25.93 %
500	673	673	557	0	15	1245	1245	4124	30.19 %
501	757	757	477	0	10	1244	1244	3837	32.42 %
502	821	821	628	0	13	1462	1462	4514	32.39 %
503	730	730	575	0	10	1315	1315	3997	32.90 %
504	416	416	271	0	7	694	694	3013	23.03 %
505	395	395	263	0	3	661	661	2141	30.87 %
506	434	434	330	0	10	774	774	3146	24.60 %
510 & 511	139	139	105	0	0	244	244	875	27.89 %
512	171	171	145	0	1	317	317	1219	26.00 %
515	91	91	55	0	1	147	147	618	23.79 %

Canvass Results
 Official Election Results
 Run Time 2:52 PM
 Run Date 05/30/2018


Clackamas County, Oregon
 May 15, 2018 Primary Election
 5/15/2018
 Page 320 of 338

Official results
 Registered Voters
 80872 of 281200 = 28.76 %
 Precincts Reporting
 120 of 120 = 100.00 %

Metro Auditor - NonPartisan - Vote for one

Precinct	Brian Evans	Cast Votes	Undervotes	Overvotes	Miscellaneous Write-ins	Vote by Mail Ballots Cast	Total Ballots Cast	Registered Voters	Turnout Percentage
519	48	48	30	0	0	78	78	251	31.08 %
Totals	31427	31427	24379	1	337	56144	56144	196408	28.59 %

CERTIFIED COPY OF THE ORIGINAL
 SHERRY HALL, COUNTY CLERK

BY: 

Canvass Results

Official Election Results

Run Time 2:52 PM

Run Date 05/30/2018

Clackamas County, Oregon

May 15, 2018 Primary Election

5/15/2018

Page 321 of 338

Official results**Registered Voters**

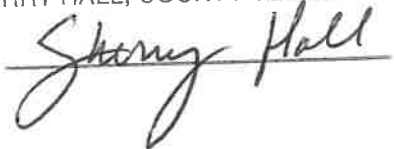
80872 of 281200 = 28.76 %

Precincts Reporting

120 of 120 = 100.00 %

Metro Councilor, District 1 - NonPartisan - Vote for one

Precinct	Shirley R Craddick	Cast Votes	Undervotes	Overvotes	Miscellaneous Write-ins	Vote by Mail Ballots Cast	Total Ballots Cast	Registered Voters	Turnout Percentage
074 & 104	7	7	12	0	0	19	19	72	26.39 %
100	0	0	0	0	0	0	0	0	0.00 %
101	35	35	66	0	2	103	103	297	34.68 %
102	4	4	4	0	0	8	8	50	16.00 %
103	0	0	0	0	0	0	0	1	0.00 %
105	0	0	0	0	0	0	0	0	0.00 %
400	219	219	234	0	4	457	457	1511	30.24 %
401	163	163	177	0	7	347	347	1127	30.79 %
402	208	208	259	0	5	472	472	1536	30.73 %
403	210	210	228	0	2	440	440	1513	29.08 %
404	83	83	59	0	0	142	142	563	25.22 %
405	126	126	134	0	3	263	263	917	28.68 %
406	36	36	50	0	2	88	88	304	28.95 %
412	315	315	220	0	0	535	535	2086	25.65 %
414	57	57	55	0	3	115	115	414	27.78 %
Totals	1463	1463	1498	0	28	2989	2989	10391	28.77 %

CERTIFIED COPY OF THE ORIGINAL
SHERRY HALL, COUNTY CLERKBY: 

Canvass Results

Official Election Results

Run Time 2:52 PM
Run Date 05/30/2018

Clackamas County, Oregon

May 15, 2018 Primary Election

5/15/2018

Page 322 of 338

Official results

Registered Voters

80872 of 281200 = 28.76 %

Precincts Reporting

120 of 120 = 100.00 %

Metro Councilor, District 2 - NonPartisan - Vote for one

Precinct	Carol Pauli	Joe Buck	Betty Dominguez	Christine Lewis	Cast Votes	Undervotes	Overvotes	Miscellaneous Write-ins	Vote by Mail Ballots Cast	Total Ballots Cast	Registered Voters	Turnout Percentage
001	263	259	145	193	860	282	0	5	1147	1147	4599	24.94 %
002	221	214	155	157	747	194	2	8	951	951	4184	22.73 %
003 & 004	196	159	132	118	605	140	2	4	751	751	2895	25.94 %
005	222	278	154	168	822	254	1	2	1079	1079	5247	20.56 %
006	212	208	111	148	679	226	0	5	910	910	3298	27.59 %
007	171	175	122	127	595	218	0	1	814	814	3482	23.38 %
010	3	1	0	3	7	2	0	0	9	9	27	33.33 %
031	128	178	103	147	556	255	1	4	816	816	2752	29.65 %
032	106	169	129	136	540	281	0	2	823	823	2799	29.40 %
033	164	194	125	117	600	281	0	2	883	883	2764	31.95 %
051	102	176	268	192	738	192	2	2	934	934	3152	29.63 %
052	108	198	212	190	708	179	0	10	897	897	3349	26.78 %
053	105	147	162	134	548	127	0	1	676	676	2833	23.86 %
054	99	141	208	197	645	171	2	3	821	821	2682	30.61 %
055	104	157	187	175	623	172	0	1	796	796	2981	26.70 %
070	0	0	0	0	0	0	0	0	0	0	5	0.00 %
071	6	18	23	10	57	18	0	0	75	75	164	45.73 %
072	6	5	8	10	29	7	0	0	36	36	115	31.30 %
073	7	8	7	11	33	11	1	0	45	45	220	20.45 %
100	18	33	11	15	77	48	0	0	125	125	446	28.03 %
101	238	471	232	256	1197	641	1	3	1842	1842	6853	26.88 %

Canvass Results

Official Election Results

Run Time 2:52 PM
Run Date 05/30/2018

Clackamas County, Oregon

May 15, 2018 Primary Election

5/15/2018

Page 323 of 338

Official results

Registered Voters

80872 of 281200 = 28.76 %

Precincts Reporting

120 of 120 = 100.00 %

Metro Councilor, District 2 - NonPartisan - Vote for one

Precinct	Carol Pauli	Joe Buck	Betty Dominguez	Christine Lewis	Cast Votes	Undervotes	Overvotes	Miscellaneous Write-ins	Vote by Mail Ballots Cast	Total Ballots Cast	Registered Voters	Turnout Percentage
102	18	28	20	28	94	26	0	0	120	120	724	16.57 %
103	152	326	151	150	779	438	2	5	1224	1224	3790	32.30 %
105	51	97	71	49	268	140	0	1	409	409	1229	33.28 %
130	141	302	106	175	724	320	4	3	1051	1051	3104	33.86 %
131	132	301	122	210	765	314	1	10	1090	1090	3390	32.15 %
132	105	250	78	158	591	255	2	3	851	851	2731	31.16 %
133	199	436	188	299	1122	456	6	11	1595	1595	4048	39.40 %
134	123	265	112	215	715	287	0	1	1003	1003	2599	38.59 %
135	156	345	125	154	780	337	1	4	1122	1122	2900	38.69 %
151	111	550	107	118	886	180	8	4	1078	1078	2818	38.25 %
152	101	569	147	136	953	192	3	2	1150	1150	3158	36.42 %
153	86	377	82	130	675	151	3	2	831	831	2917	28.49 %
154	36	159	48	39	282	105	0	0	387	387	807	47.96 %
155	91	622	124	123	960	140	5	2	1107	1107	3490	31.72 %
156	103	566	129	105	903	227	1	4	1135	1135	3382	33.56 %
157	91	454	79	100	724	153	1	1	879	879	2553	34.43 %
158	48	323	72	57	500	127	4	3	634	634	2214	28.64 %
159	112	630	159	155	1056	214	6	4	1280	1280	4103	31.20 %
160	15	80	15	21	131	35	0	1	167	167	485	34.43 %
280	38	164	58	86	346	95	1	0	442	442	1566	28.22 %
281	58	218	77	75	428	110	0	1	539	539	1663	32.41 %

Canvass Results

Official Election Results

Run Time 2:52 PM
Run Date 05/30/2018

Clackamas County, Oregon

May 15, 2018 Primary Election

5/15/2018
Page 324 of 338

Official results

Registered Voters
80872 of 281200 = 28.76 %
Precincts Reporting
120 of 120 = 100.00 %

Metro Councilor, District 2 - NonPartisan - Vote for one

Precinct	Carol Pauli	Joe Buck	Betty Dominguez	Christine Lewis	Cast Votes	Undervotes	Overvotes	Miscellaneous Write-ins	Vote by Mail Ballots Cast	Total Ballots Cast	Registered Voters	Turnout Percentage
282	20	44	22	25	111	47	0	0	158	158	563	28.06 %
283	14	72	33	22	141	41	0	2	184	184	504	36.51 %
320	64	161	51	80	356	91	0	3	450	450	1343	33.51 %
321	75	151	60	77	363	154	0	2	519	519	1804	28.77 %
400	0	0	0	0	0	1	0	0	1	1	6	16.67 %
402	3	0	1	0	4	1	0	0	5	5	16	31.25 %
410	62	125	88	98	373	126	0	3	502	502	1898	26.45 %
411	154	211	146	139	650	196	2	2	850	850	3560	23.88 %
412	0	0	1	0	1	0	0	0	1	1	6	16.67 %
413	83	119	77	56	335	95	0	0	430	430	2790	15.41 %
414	12	31	13	17	73	23	0	0	96	96	460	20.87 %
415	14	13	4	5	36	4	0	0	40	40	156	25.64 %
416 & 417	156	216	160	154	686	219	0	5	910	910	4261	21.36 %
418	150	244	212	201	807	251	1	4	1063	1063	5547	19.16 %
419	54	76	60	30	220	55	0	1	276	276	917	30.10 %
420	15	35	44	42	136	31	0	1	168	168	808	20.79 %
421	155	228	173	219	775	250	1	9	1035	1035	3209	32.25 %
422	141	231	222	224	818	204	3	8	1033	1033	5356	19.29 %
423	2	0	1	3	6	1	0	0	7	7	27	25.93 %
500	205	264	281	240	990	246	0	9	1245	1245	4124	30.19 %
501	134	233	424	223	1014	215	5	10	1244	1244	3837	32.42 %

Canvass Results

Official Election Results

Run Time 2:52 PM
Run Date 05/30/2018

Clackamas County, Oregon

May 15, 2018 Primary Election

5/15/2018

Page 325 of 338

Official results

Registered Voters

80872 of 281200 = 28.76 %

Precincts Reporting

120 of 120 = 100.00 %

Metro Councilor, District 2 - NonPartisan - Vote for one

Precinct	Carol Pauli	Joe Buck	Betty Dominguez	Christine Lewis	Cast Votes	Undervotes	Overvotes	Miscellaneous Write-ins	Vote by Mail Ballots Cast	Total Ballots Cast	Registered Voters	Turnout Percentage
502	200	317	310	331	1158	299	1	4	1462	1462	4514	32.39 %
503	226	300	249	268	1043	269	2	1	1315	1315	3997	32.90 %
504	105	189	122	141	557	129	0	8	694	694	3013	23.03 %
505	95	168	132	140	535	123	0	3	661	661	2141	30.87 %
506	127	187	127	136	577	187	2	8	774	774	3146	24.60 %
510 & 511	67	60	31	36	194	50	0	0	244	244	875	27.89 %
512	75	75	23	65	238	78	0	1	317	317	1219	26.00 %
515	25	38	19	33	115	31	0	1	147	147	618	23.79 %
519	22	11	12	13	58	20	0	0	78	78	251	31.08 %
Totals	6901	14050	7662	8105	36718	11438	77	200	48433	48433	169484	28.58 %

CERTIFIED COPY OF THE ORIGINAL
SHERRY HALL, COUNTY CLERK

BY: 