

Canvass Results Report

Official Ballots

Run Time 3:18 PM
Run Date 12/02/2024

Clackamas County

November 5, 2024 General Election

11/5/2024
Page 190

Official Results


Registered Voters
248910 of 319822 = 77.83%

Precincts Reporting
119 of 119 = 100.00%

Measure 26-249: City of Portland - Referred to the People by the City Council

Precinct	YES	NO	Cast Votes	Undervotes	Overvotes	Miscellaneous Write-in	Vote by Mail Ballots Cast	Total Ballots Cast	Registered Voters	Turnout Percentage
112	0	0	0	0	0	0	0	0	0	0.00%
113	41	4	45	15	0	0	60	60	77	77.92%
114	107	28	135	35	0	0	170	170	242	70.25%
115/116	185	40	225	37	0	0	262	262	303	86.47%
Totals	333	72	405	87	0	0	492	492	622	79.10%

CERTIFIED COPY OF THE ORIGINAL
CATHERINE MCMULLEN, COUNTY CLERK

BY: 



Canvass Results Report

Official Ballots

Run Time 3:18 PM
Run Date 12/02/2024

Clackamas County

November 5, 2024 General Election

11/5/2024
Page 191

Official Results


Registered Voters
248910 of 319822 = 77.83%

Precincts Reporting
119 of 119 = 100.00%

Measure 26-250: City of Portland - Referred to the People by the City Council

Precinct	YES	NO	Cast Votes	Undervotes	Overvotes	Miscellaneous Write-In	Vote by Mail Ballots Cast	Total Ballots Cast	Registered Voters	Turnout Percentage
112	0	0	0	0	0	0	0	0	0	0.00%
113	24	18	42	18	0	0	60	60	77	77.92%
114	74	57	131	39	0	0	170	170	242	70.25%
115/116	117	93	210	52	0	0	262	262	303	86.47%
Totals	215	168	383	109	0	0	492	492	622	79.10%

CERTIFIED COPY OF THE ORIGINAL
CATHERINE MCMULLEN, COUNTY CLERK

BY: 



Canvass Results Report

Official Ballots

Run Time 3:18 PM
Run Date 12/02/2024

Clackamas County

November 5, 2024 General Election

11/5/2024
Page 192


Official Results

Registered Voters
248910 of 319822 = 77.83%
Precincts Reporting
119 of 119 = 100.00%

Measure 26-251: City of Portland - Referred to the People by the City Council

Precinct	YES	NO	Cast Votes	Undervotes	Overvotes	Miscellaneous Write-In	Vote by Mail Ballots Cast	Total Ballots Cast	Registered Voters	Turnout Percentage
112	0	0	0	0	0	0	0	0	0	0.00%
113	36	10	46	14	0	0	60	60	77	77.92%
114	97	39	136	34	0	0	170	170	242	70.25%
115/116	174	41	215	47	0	0	262	262	303	86.47%
Totals	307	90	397	95	0	0	492	492	622	79.10%

CERTIFIED COPY OF THE ORIGINAL
CATHERINE MCMULLEN, COUNTY CLERK

BY: 



Canvass Results Report

Official Ballots

Run Time 3:18 PM
Run Date 12/02/2024

Clackamas County

November 5, 2024 General Election

11/5/2024
Page 193

Official Results


Registered Voters
248910 of 319822 = 77.83%

Precincts Reporting
119 of 119 = 100.00%

Measure 26-252: City of Portland - Referred to the People by the City Council

Precinct	YES	NO	Cast Votes	Undervotes	Overvotes	Miscellaneous Write-In	Vote by Mail Ballots Cast	Total Ballots Cast	Registered Voters	Turnout Percentage
112	0	0	0	0	0	0	0	0	0	0.00%
113	30	15	45	15	0	0	60	60	77	77.92%
114	101	34	135	35	0	0	170	170	242	70.25%
115/116	170	53	223	39	0	0	262	262	303	86.47%
Totals	301	102	403	89	0	0	492	492	622	79.10%

CERTIFIED COPY OF THE ORIGINAL
CATHERINE MCMULLEN, COUNTY CLERK

BY: 



Canvass Results Report

Official Ballots

Run Time 3:18 PM
Run Date 12/02/2024

Clackamas County

November 5, 2024 General Election

11/5/2024
Page 194

Official Results

Registered Voters
248910 of 319822 = 77.83%

Precincts Reporting
119 of 119 = 100.00%

Measure 26-253: City of Portland - Referred to the People by the City Council

Precinct	YES	NO	Cast Votes	Undervotes	Overvotes	Miscellaneous Write-in	Vote by Mail Ballots Cast	Total Ballots Cast	Registered Voters	Turnout Percentage
112	0	0	0	0	0	0	0	0	0	0.00%
113	14	32	46	14	0	0	60	60	77	77.92%
114	57	87	144	26	0	0	170	170	242	70.25%
115/116	100	126	226	36	0	0	262	262	303	86.47%
Totals	171	245	416	76	0	0	492	492	622	79.10%

CERTIFIED COPY OF THE ORIGINAL
CATHERINE MCMULLEN, COUNTY CLERK

BY: 