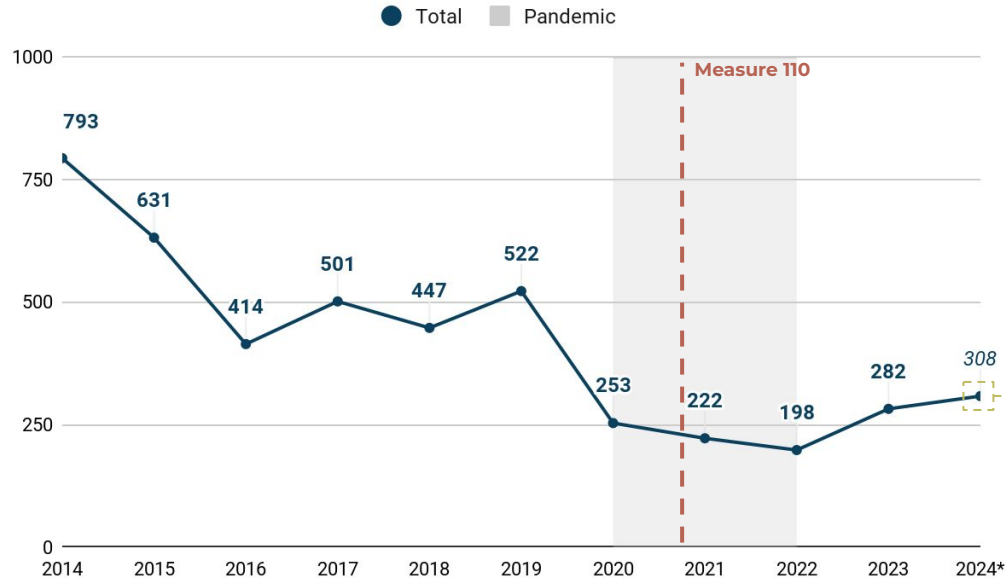




Delivery of a Controlled Substance (DCS) Annual Case Referral Counts

Number of Referred DCS Cases per Year | 2014 - 2024 (projected)

Total Referrals: **4,363** (1/1/2014 to 4/30/2024)



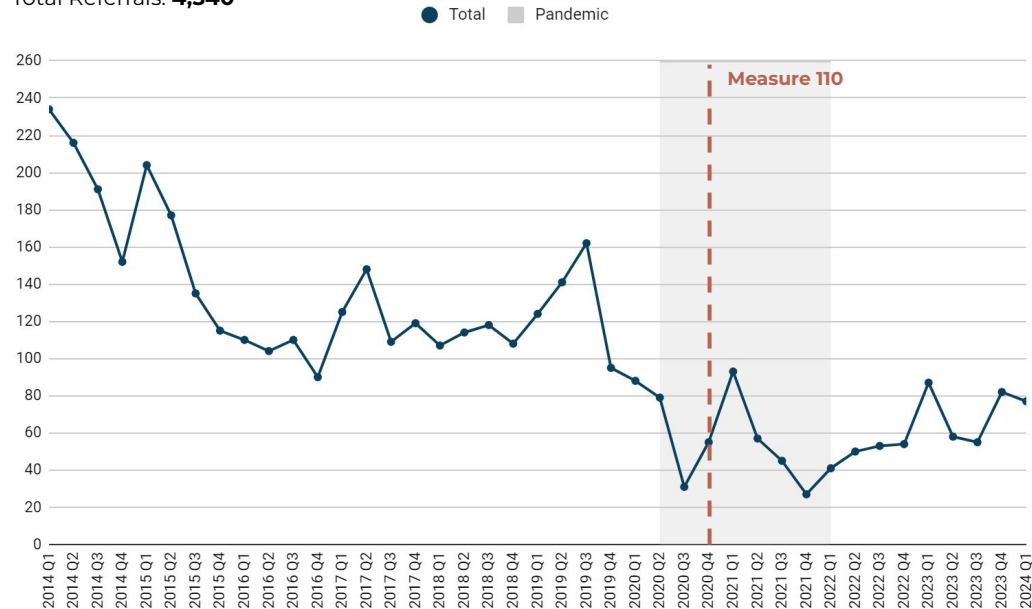
*2024 value is a projection based on the number of cases referred in Q1 2024



Delivery of a Controlled Substance (DCS) Quarterly Case Referral Counts

Number of Referred DCS Cases per Quarter | 2014 - 2024 (up to 3/31)

Total Referrals: **4,340**



Data was obtained from the MCDA case management system. DCS counts above do not include Attempt, Conspire, and Solicit DCS.

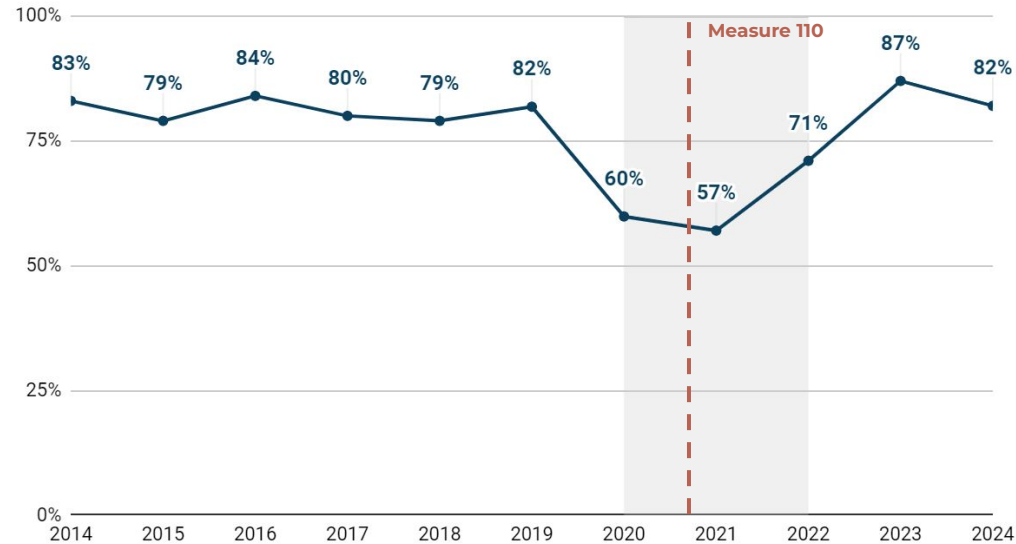


Delivery of a Controlled Substance (DCS) Annual Case Issuance Rates

Percent of Referred DCS Cases Issued | 2014 - 2024 (up to 4/30)

Avg. Issuance Rate: **79%**

● Issuance Rate ■ Pandemic



*2024 data updated to April 30

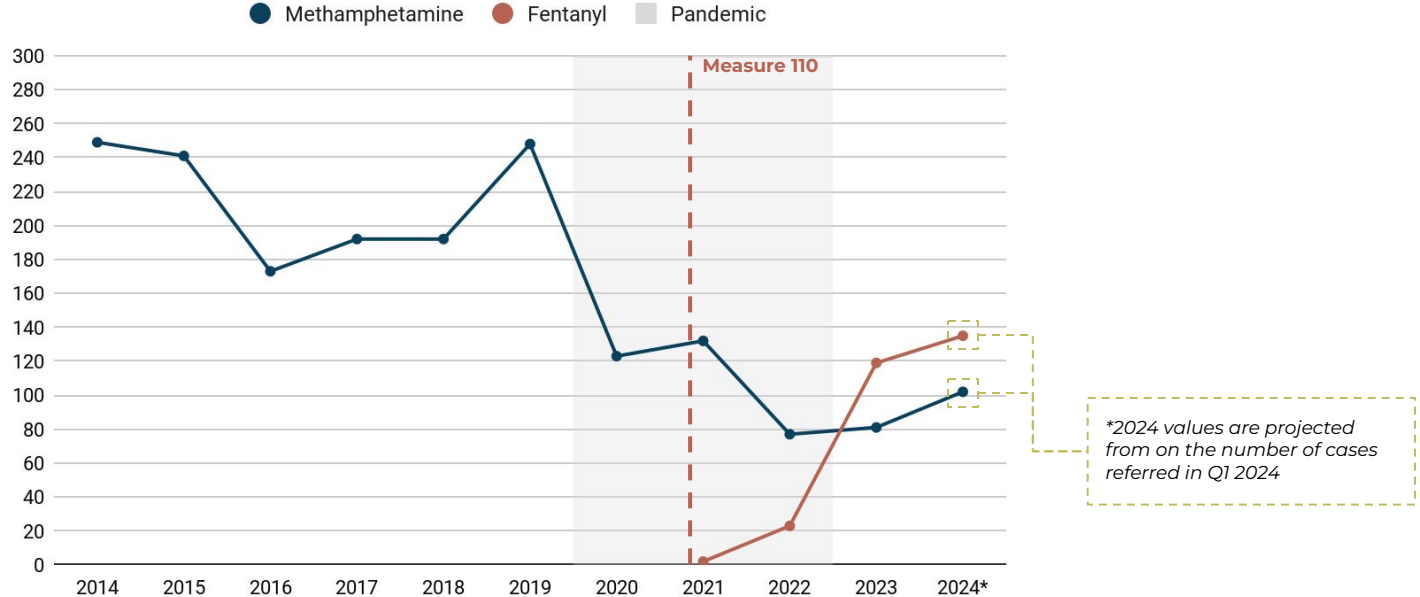
Data was obtained from the MCDA case management system. DCS counts above do not include Attempt, Conspire, and Solicit DCS.



Delivery of a Controlled Substance (DCS) Annual Case Referral Counts - Fentanyl and Methamphetamine

Number of Referred Fentanyl and Methamphetamine DCS Cases | 2014 - 2024 (projected)

Total Referrals: 1,931 (1/1/2014 to 4/30/2024)



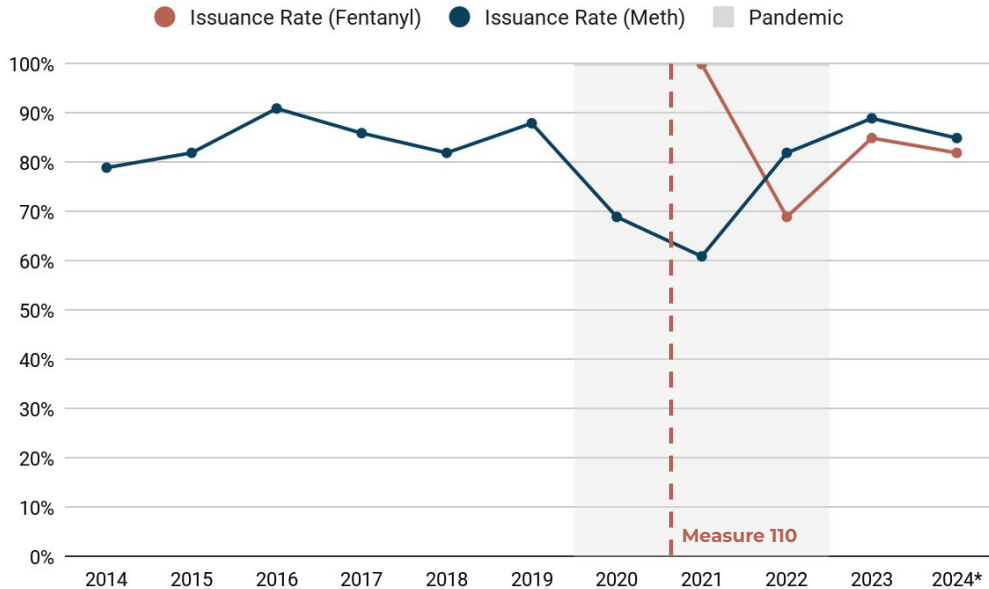
Data was obtained from the MCDA case management system. DCS counts above do not include Attempt, Conspire, and Solicit DCS.



Delivery of a Controlled Substance (DCS) Annual Case Issuance Rates - Fentanyl and Methamphetamine

Percent of Referred Fentanyl and Methamphetamine DCS Cases Issued | 2014 - 2024 (up to 4/30)

Avg. Issuance Rate: **82%**



Data was obtained from the MCDA case management system. DCS counts above do not include Attempt, Conspire, and Solicit DCS.