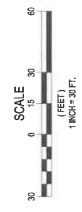


LEGEND

- SEDIMENT BARRIER (PERIMETER) — X — X — X —
- DRAINAGE FLOW DIRECTION →
- EXISTING TREE TO REMAIN (Symbol)
- CONSTRUCTION ENTRANCE (Symbol)
- INLET PROTECTION (Symbol)
- NEW IMPERVIOUS SURFACE (Symbol)
- GRASS, VEGETATION (Symbol)
- OUTLET PROTECTION (1.50Y CLASS 1000 PERAP) (Symbol)



SPRINGVILLE RESIDENTIAL

12424 NW SPRINGVILLE ROAD
PORTLAND, OREGON 97229



PROJECT NO. 22-01-013
DATE: JANUARY 2022
DESIGNED BY: TWT/REG
DRAWN BY: TWT/REG
CHECKED BY: EME
SCALE: AS SHOWN

SHEET CONTENTS
ESC PLANS

6 of 14
C-301

FOR PERMIT SUBMITTAL, NOT FOR CONSTRUCTION

SCOTT & STACY REED
6460 NW MCGREGOR
TERRACE
PORTLAND, OR 97229
503.351.1888

THIS DOCUMENT IS THE PROPERTY OF SCOTT & STACY REED. IT IS TO BE USED ONLY FOR THE PROJECT AND SITE SPECIFICALLY IDENTIFIED HEREON. IT IS NOT TO BE REPRODUCED, COPIED, OR TRANSMITTED IN ANY FORM OR BY ANY MEANS, ELECTRONIC OR MECHANICAL, INCLUDING PHOTOCOPYING, RECORDING, OR BY ANY INFORMATION STORAGE AND RETRIEVAL SYSTEM, WITHOUT THE WRITTEN PERMISSION OF SCOTT & STACY REED.

NO.	DATE	REVISIONS

REVISIONS	DATE	BY

SCOTT & STACY REED
 6460 NW MCGREGOR
 TERRACE
 PORTLAND, OREGON 97229
 503.351.1888

These drawings shall be used for the purpose of providing information to the permit authority. The contractor shall be responsible for obtaining all necessary permits and for complying with all applicable laws, codes, and regulations. The contractor shall be responsible for obtaining all necessary permits and for complying with all applicable laws, codes, and regulations. The contractor shall be responsible for obtaining all necessary permits and for complying with all applicable laws, codes, and regulations.

SPRINGVILLE RESIDENTIAL
 12424 NW SPRINGVILLE ROAD
 PORTLAND, OREGON 97229

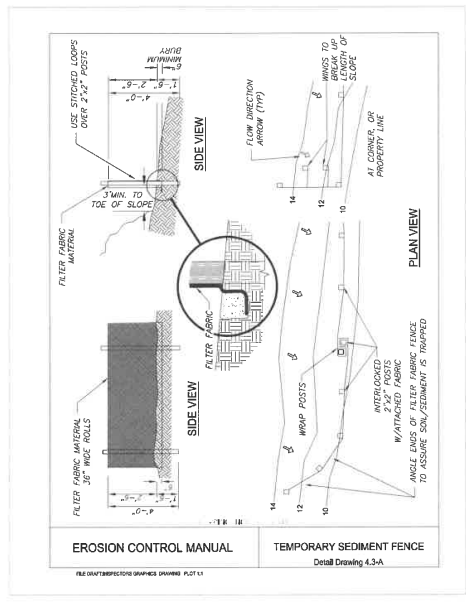


PROJECT NO.: JANUARY 2021
 DATE: JANUARY 2021
 DRAWING BY: TMR/SEG
 CHECKED BY: TMR/SEG
 DESIGNED BY: TMR/SEG

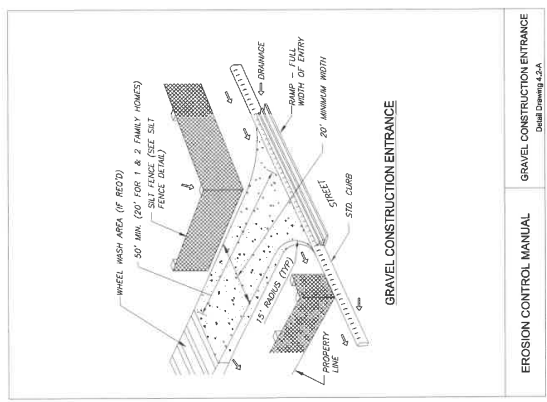
ESC DETAILS

7 of 14
 C-302

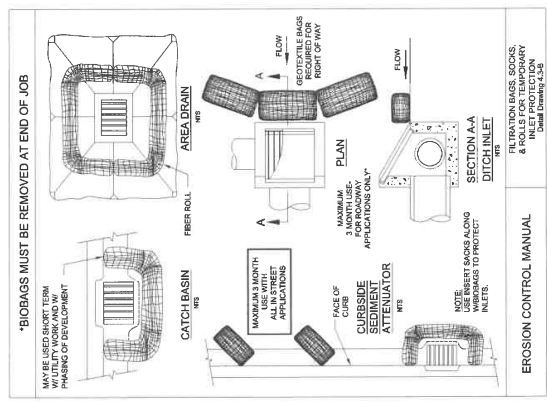
FOR PERMIT SUBMITTAL; NOT FOR CONSTRUCTION



3 SEDIMENT FENCE
 Scale: NTS



2 GRAVEL CONSTRUCTION ENTRANCE
 Scale: NTS



1 INLET PROTECTION
 Scale: NTS