

01 = REGISTERED VOTERS - TOTAL	TOTAL	PERCENT	03 = VOTER TURNOUT - TOTAL	TOTAL	PERCENT
02 = BALLOTS CAST - TOTAL	441,157				68.59
	302,584				

	01	02	03
2701	636	492	77.36
2702	864	650	75.23
3101	1272	918	72.17
3102	1885	1425	75.60
3103	641	490	76.44
3301	4620	3335	72.19
3302	4625	3230	69.84
3303	3601	2530	70.26
3304	582	459	78.87
3501	916	698	76.20
3502	4829	3784	78.36
3601	1546	1192	77.10
3602	3878	2524	65.09
3603	4797	2046	42.65
3604	4507	3284	72.86
3605	3701	2531	68.39
3606	4691	3745	79.83
3607	2643	1962	74.23
3608	4032	2940	72.92
3609	546	432	79.12
3610	4174	3199	76.64
3611	4751	3676	77.37
3612	4361	2996	68.70
3801	4116	3278	79.64
3802	3409	2657	77.94
3803	4358	3213	73.73
3804	2679	2162	80.70
3805	2343	1607	68.59
3806	1940	1461	75.31
3807	1096	839	76.55
3808	498	203	40.76
4101	3919	3025	77.19
4102	4501	3328	73.94
4103	3819	2963	77.59
4104	4353	3498	80.36
4201	4137	3043	73.56
4203	4159	2827	67.97
4204	4733	3576	75.55
4205	4867	3815	78.39
4206	4735	3521	74.36
4207	4446	3313	74.52
4208	4004	3055	76.30
4209	4732	3252	68.72
4210	4640	3436	74.05
4211	4718	3558	75.41
4301	4724	3315	70.17
4302	4646	2983	64.21
4303	4718	3118	66.09
4304	4892	3323	67.93
4305	4691	3483	74.25
4306	4767	3339	70.04
4307	4825	3194	66.20
4308	4451	3517	79.02
4310	4717	3183	67.48
4311	3401	2464	72.45
4401	4216	2741	65.01

01 = REGISTERED VOTERS - TOTAL	TOTAL	PERCENT	03 = VOTER TURNOUT - TOTAL	TOTAL	PERCENT
02 = BALLOTS CAST - TOTAL	441,157			302,584	68.59

(CONTINUED FROM PREVIOUS PAGE)

	01	02	03
4402	4803	3302	68.75
4403	3852	2905	75.42
4404	4948	2939	59.40
4405	4870	3384	69.49
4406	4542	3346	73.67
4407	3426	2551	74.46
4408	4690	3060	65.25
4409	2107	1246	59.14
4501	4660	3699	79.38
4502	4372	3315	75.82
4503	4200	3289	78.31
4504	4477	3727	83.25
4505	2920	2221	76.06
4506	3277	2156	65.79
4507	4448	3328	74.82
4508	4367	2767	63.36
4509	2688	1615	60.08
4510	2319	1542	66.49
4511	2633	1531	58.15
4512	578	426	73.70
4601	4674	3547	75.89
4602	3603	2948	81.82
4603	4701	3771	80.22
4604	4351	2695	61.94
4605	4888	3579	73.22
4606	4751	3314	69.75
4607	3621	2247	62.05
4608	2807	1493	53.19
4609	4830	3434	71.10
4701	2759	1647	59.70
4702	774	499	64.47
4703	2194	1528	69.64
4704	4253	2661	62.57
4705	4679	2855	61.02
4706	3543	2021	57.04
4707	1758	1054	59.95
4708	3816	2211	57.94
4709	2045	1219	59.61
4710	4563	2561	56.13
4801	1372	856	62.39
4802	4285	2492	58.16
4803	2561	1365	53.30
4804	1590	859	54.03
4805	939	458	48.78
4806	1555	1015	65.27
4807	2920	1586	54.32
4901	57	35	61.40
4902	38	23	60.53
4903	4451	2790	62.68
4904	3966	2452	61.83
4905	4504	2991	66.41
4906	1377	748	54.32
4907	286	227	79.37
4908	2289	1403	61.29
4909	4569	2668	58.39
4910	3748	2076	55.39
4911	4419	2467	55.83

NUMBERED KEY CANVASS

Multnomah County, Oregon
General Election
November 4, 2014

FINAL OFFICIAL RESULTS

RUN DATE:11/21/14 10:25 AM

REPORT-EL52 PAGE 0003

01 = REGISTERED VOTERS - TOTAL
02 = BALLOTS CAST - TOTAL

TOTAL PERCENT
441,157
302,584

03 = VOTER TURNOUT - TOTAL

TOTAL PERCENT
68.59

(CONTINUED FROM PREVIOUS PAGE)

	01	02	03
5001	4305	2192	50.92
5002	4615	2865	62.08
5003	4201	2715	64.63
5004	3205	2333	72.79
5005	2516	1459	57.99
5006	3619	2341	64.69
5007	3712	2361	63.60
5008	3433	2404	70.03
5009	974	574	58.93
5101	907	480	52.92
5102	4692	2743	58.46
5103	2497	1476	59.11
5104	3738	2332	62.39
5105	377	273	72.41
5106	1833	1080	58.92
5107	666	444	66.67
5202	2651	2073	78.20
5203	1982	1401	70.69
5204	3173	2066	65.11

NUMBERED KEY CANVASS

RUN DATE: 11/21/14 10:25 AM

Multnomah County, Oregon
 General Election
 November 4, 2014

FINAL OFFICIAL RESULTS

REPORT-EL52 PAGE 0004

US Senator

Vote for 1

- 01 = Mike Montchalin (LBT)
- 02 = Jeff Merkley (DEM)
- 03 = Christina Jean Lugo (PAC)
- 04 = James E Leuenberger (CON)

VOTES PERCENT

VOTES PERCENT

7,256 2.50 05 = Monica Wehby (REP)
 216,613 74.61 06 = WRITE-IN
 9,512 3.28 07 = OVER VOTES
 2,668 .92 08 = UNDER VOTES

53,035 18.27
 1,260 .43
 75
 12,165

 01 02 03 04 05 06 07 08

2701	6	309	4	1	144	2	1	25
2702	10	391	4	0	207	7	0	31
3101	21	595	18	5	241	6	0	32
3102	39	871	30	26	411	7	0	41
3103	17	265	8	7	159	2	0	32
3301	59	2738	94	11	309	9	0	115
3302	60	2492	67	14	471	10	0	116
3303	39	1584	41	8	750	13	1	94
3304	9	313	3	5	115	3	0	11
3501	9	468	13	5	174	0	0	29
3502	78	2755	87	17	708	16	1	122
3601	26	855	10	2	257	5	0	37
3602	75	2017	116	11	209	4	0	92
3603	91	1456	119	30	234	13	3	100
3604	66	2436	104	11	519	17	0	131
3605	57	1715	101	8	476	14	0	160
3606	69	2860	83	17	573	12	0	131
3607	36	1487	42	6	302	10	0	79
3608	64	2162	67	10	514	9	0	114
3609	13	278	2	0	120	3	0	16
3610	67	2392	63	8	541	14	0	114
3611	87	2813	86	7	554	12	0	117
3612	75	2271	108	13	411	10	0	108
3801	63	2312	66	11	695	15	1	115
3802	47	1966	59	10	463	13	0	99
3803	71	2491	120	7	390	9	0	125
3804	62	1634	37	8	340	4	0	77
3805	33	1195	38	4	270	6	2	59
3806	28	948	21	8	402	4	1	49
3807	15	452	5	7	319	4	0	37
3808	8	133	20	0	16	1	0	25
4101	48	2399	87	14	341	14	1	121
4102	74	2470	131	32	460	12	2	147
4103	45	2226	65	11	487	20	1	108
4104	58	2873	106	9	343	11	0	98
4201	45	2599	145	7	141	5	1	100
4203	61	2311	189	11	126	9	1	119
4204	63	3000	159	6	220	11	0	117
4205	71	3186	165	19	242	11	1	120
4206	61	2892	190	13	209	10	1	145
4207	81	2779	171	9	147	11	1	114
4208	45	2610	128	6	151	12	1	102
4209	88	2526	162	13	296	9	1	157
4210	80	2681	180	19	308	22	1	145
4211	97	2802	119	25	378	16	0	121
4301	51	2826	112	17	190	11	0	108
4302	45	2519	170	18	113	10	1	107
4303	37	2729	138	10	103	4	0	97
4304	50	2806	172	15	150	4	0	126
4305	59	2876	130	13	276	10	0	119
4306	56	2745	137	9	252	16	0	124
4307	48	2497	155	23	330	25	0	116

NUMBERED KEY CANVASS

RUN DATE:11/21/14 10:25 AM

Multnomah County, Oregon
General Election
November 4, 2014

FINAL OFFICIAL RESULTS

REPORT-EL52 PAGE 0005

US Senator

Vote for 1

- 01 = Mike Montchalin (LBT)
- 02 = Jeff Merkley (DEM)
- 03 = Christina Jean Lugo (PAC)
- 04 = James E Leuenberger (CON)

VOTES PERCENT

VOTES PERCENT

- 05 = Monica Wehby (REP)
- 06 = WRITE-IN
- 07 = OVER VOTES
- 08 = UNOER VOTES

53,035 18.27
1,260 .43
75
12,165

(CONTINUED FROM PREVIOUS PAGE)

	01	02	03	04	05	06	07	08
4308	52	2960	72	8	300	10	0	115
4310	61	2688	154	8	151	6	0	115
4311	29	2158	78	7	121	8	0	63
4401	89	2036	113	33	353	13	2	102
4402	104	2538	130	33	367	13	2	115
4403	69	2373	96	20	254	11	1	81
4404	65	2298	93	27	322	15	1	118
4405	95	2660	157	31	327	11	3	100
4406	55	2574	104	28	454	10	0	121
4407	47	2113	101	15	202	7	0	66
4408	64	2269	86	26	504	9	1	101
4409	39	884	43	18	201	6	0	55
4501	52	3038	71	9	407	9	0	113
4502	89	2538	109	24	408	15	2	130
4503	46	2712	88	15	317	11	0	100
4504	42	3112	58	11	393	13	0	98
4505	55	1725	59	14	264	10	3	91
4506	60	1457	69	22	423	5	1	119
4507	52	2704	99	16	350	8	0	99
4508	63	2088	123	31	333	13	1	115
4509	39	999	42	13	425	8	2	87
4510	51	916	23	20	451	6	1	74
4511	54	961	48	31	354	5	0	78
4512	18	268	10	6	107	1	0	16
4601	80	2803	142	17	375	8	0	122
4602	28	2412	42	5	372	11	0	78
4603	78	3050	85	15	399	8	0	136
4604	76	1863	130	28	459	19	0	120
4605	81	2719	135	26	466	10	2	140
4606	93	2453	171	29	407	27	0	134
4607	82	1411	69	16	557	12	0	100
4608	91	996	70	21	252	7	0	56
4609	94	2621	148	27	372	13	0	159
4701	41	1013	29	17	464	4	2	77
4702	16	295	16	14	132	1	0	25
4703	53	872	25	18	489	13	1	57
4704	76	1605	58	35	754	5	5	123
4705	73	1908	90	53	573	14	2	142
4706	79	1159	62	66	546	14	1	94
4707	27	710	31	18	212	6	0	50
4708	66	1391	54	35	560	11	0	94
4709	38	734	29	17	332	4	0	65
4710	88	1489	77	61	694	13	1	138
4801	30	453	17	9	290	3	1	53
4802	94	1670	113	51	430	15	0	119
4803	46	873	70	22	273	12	0	69
4804	36	560	39	15	162	5	0	42
4805	18	286	21	8	106	2	0	17
4806	39	557	23	11	339	5	2	39
4807	68	966	49	34	400	3	0	66
4901	2	10	0	2	20	0	0	1
4902	0	8	0	0	13	0	0	2
4903	75	1502	61	50	944	23	0	135

NUMBERED KEY CANVASS

RUN DATE:11/21/14 10:25 AM

Multnomah County, Oregon
General Election
November 4, 2014

FINAL OFFICIAL RESULTS

REPORT-EL52 PAGE 0006

	VOTES	PERCENT		VOTES	PERCENT
US Senator					
Vote for 1					
01 = Mike Montchalin (LBT)	7,256	2.50	05 = Monica Wehby (REP)	53,035	18.27
02 = Jeff Merkley (DEM)	216,613	74.61	06 = WRITE-IN	1,260	.43
03 = Christina Jean Lugo (PAC)	9,512	3.28	07 = OVER VOTES	75	
04 = James E Leuenberger (CON)	2,668	.92	08 = UNDER VOTES	12,165	

(CONTINUED FROM PREVIOUS PAGE)

	01	02	03	04	05	06	07	08
4904	75	1182	64	58	920	11	2	140
4905	88	1443	49	71	1208	11	0	121
4906	25	390	21	14	240	8	0	50
4907	6	121	2	2	90	0	0	6
4908	39	740	27	21	496	5	0	75
4909	101	1416	58	50	883	8	3	149
4910	60	1211	32	26	630	8	1	108
4911	74	1414	54	42	746	12	0	125
5001	84	1274	67	56	598	15	1	97
5002	103	1355	52	64	1115	19	1	156
5003	89	1504	56	37	880	14	1	134
5004	47	1121	30	31	984	9	0	111
5005	52	773	47	36	448	9	1	93
5006	86	1072	44	46	924	13	0	156
5007	85	1216	51	45	811	22	1	130
5008	70	1192	30	32	940	17	0	123
5009	20	331	8	16	166	8	1	24
5101	13	297	20	12	115	4	0	19
5102	102	1623	72	47	754	18	1	126
5103	45	840	36	19	479	8	0	49
5104	54	1290	41	43	761	8	0	135
5105	8	95	6	7	141	0	0	16
5106	31	601	25	27	322	7	0	67
5107	7	187	6	6	218	3	0	17
5202	56	985	34	31	853	11	1	102
5203	32	556	23	26	702	9	1	52
5204	83	920	28	41	874	5	0	115

NUMBERED KEY CANVASS

RUN DATE:11/21/14 10:25 AM

Multnomah County, Oregon
General Election
November 4, 2014

FINAL OFFICIAL RESULTS

REPORT-EL52 PAGE 0007

US Representative, 1st District
Vote for 1

VOTES PERCENT

VOTES PERCENT

- 01 = Steven C Reynolds (PRO)
- 02 = Jason Yates (REP)
- 03 = Suzanne Bonamici (DEM)
- 04 = James Foster (LBT)

1,080 4.37
 3,712 15.03
 18,958 76.77
 885 3.58

- 05 = WRITE-IN
- 06 = OVER VOTES
- 07 = UNDER VOTES

61 .25
 2
 1,529

	01	02	03	04	05	06	07
2701	0	11	34	0	0	0	1
3101	36	193	588	38	7	0	56
3102	63	354	846	64	5	0	93
3103	6	156	265	16	1	0	46
3301	153	206	2698	95	7	0	176
3302	136	355	2433	96	8	0	202
3303	58	577	1651	79	4	0	161
3304	13	85	314	25	0	0	22
3501	0	0	8	1	0	0	1
3502	128	527	2247	110	5	1	175
3601	28	191	880	33	3	0	57
3602	190	144	1907	111	10	0	162
3610	102	448	2357	102	4	0	186
3611	167	465	2730	115	7	1	191

US Representative, 3rd District

VOTES PERCENT

VOTES PERCENT

Vote for 1

01 = Michael Meo (PAC) 11,429 4.46 05 = David Walker
 02 = James Buchal (INO) 40,571 15.84 06 = WRITE-IN
 03 = Earl Blumenauer (OEM) 194,089 75.80 07 = OVER VOTES
 04 = Jeffrey J Langan (LBT) 5,570 2.18 08 = UNDER VOTES

3,446 1.35
 956 .37
 37
 16,859

	01	02	03	04	05	06	07	08
2701	6	78	313	10	3	0	0	36
2702	5	139	430	13	4	4	0	55
3501	0	0	0	0	1	0	0	0
3502	22	67	449	10	1	2	0	40
3603	160	210	1374	78	51	14	2	157
3604	156	342	2448	83	26	5	0	224
3605	132	344	1724	55	28	12	1	235
3606	112	413	2879	72	35	10	1	223
3607	68	218	1491	47	19	12	0	107
3608	95	397	2147	76	23	6	0	196
3609	5	92	303	6	1	2	0	23
3612	131	307	2261	93	23	11	0	170
3801	90	503	2403	52	11	10	0	209
3802	58	354	1977	57	20	13	1	177
3803	156	319	2425	62	36	7	0	208
3804	49	261	1640	59	12	5	0	136
3805	51	133	698	28	8	2	1	64
3806	7	42	151	4	3	0	0	19
3807	4	249	491	21	7	2	0	65
3808	14	15	137	5	6	0	0	26
4101	121	270	2372	49	26	13	0	174
4102	163	426	2420	86	46	10	1	176
4103	77	349	2287	52	16	15	1	166
4104	142	279	2826	48	17	7	0	179
4201	212	134	2459	45	16	5	0	172
4203	224	128	2191	51	31	9	0	193
4204	242	175	2860	59	21	14	1	204
4205	220	186	3111	78	24	9	0	187
4206	276	188	2750	59	27	7	0	214
4207	225	122	2710	57	17	9	0	173
4208	166	151	2480	48	23	16	0	171
4209	230	226	2467	73	37	9	1	209
4210	237	261	2582	74	53	15	0	214
4211	180	306	2773	73	28	12	0	186
4301	173	146	2774	28	29	8	2	155
4302	199	107	2426	45	24	14	1	167
4303	193	88	2599	34	22	13	0	169
4304	185	143	2730	46	35	9	0	175
4305	169	230	2820	53	25	10	0	176
4306	189	225	2642	49	26	10	1	197
4307	204	282	2442	40	43	18	1	164
4308	104	202	2968	60	19	9	1	154
4310	196	117	2596	51	19	9	0	195
4311	116	100	2112	22	11	4	1	98
4401	161	302	2001	67	45	8	0	157
4402	182	334	2457	81	44	11	2	191
4403	130	209	2351	43	35	13	0	124
4404	127	271	2258	50	42	15	0	176
4405	209	281	2587	81	36	10	2	178
4406	115	347	2610	60	34	5	0	175
4407	149	170	2058	35	22	8	0	109
4408	130	401	2244	66	50	8	0	161
4409	68	169	872	33	23	3	0	78

US Representative, 3rd District

VOTES PERCENT

VOTES PERCENT

Vote for 1

01 = Michael Meo (PAC)	11,429	4.46	05 = David Walker	3,446	1.35
02 = James Buchal (IND)	40,571	15.84	06 = WRITE-IN	956	.37
03 = Earl Blumenauer (DEM)	194,089	75.80	07 = OVER VOTES	37	
04 = Jeffrey J Langan (LBT)	5,570	2.18	08 = UNDER VOTES	16,859	

(CONTINUED FROM PREVIOUS PAGE)

	01	02	03	04	05	06	07	08
4501	114	307	3011	50	27	8	0	182
4502	157	327	2527	59	46	14	0	185
4503	119	211	2717	53	17	8	0	164
4504	81	294	3144	34	19	10	0	145
4505	66	210	1757	41	19	3	0	125
4506	92	373	1470	42	21	7	0	151
4507	102	263	2682	60	31	6	0	184
4508	178	308	1990	62	41	12	0	176
4509	49	380	1003	35	26	4	1	117
4510	36	353	982	43	23	1	0	104
4511	52	313	968	51	32	5	0	110
4512	13	95	275	16	3	0	0	24
4601	196	286	2772	66	32	3	0	192
4602	80	264	2405	37	14	10	0	138
4603	126	332	3037	54	23	10	0	189
4604	174	406	1808	72	41	13	1	180
4605	189	397	2644	58	52	6	0	233
4606	209	362	2389	88	50	18	1	197
4607	76	473	1430	55	38	6	1	168
4608	87	210	991	68	40	6	0	91
4609	175	337	2586	54	35	14	0	233
4701	26	392	1061	42	17	4	0	105
4702	18	122	303	9	8	2	0	37
4703	40	444	894	30	16	6	0	98
4704	57	641	1673	49	39	8	0	194
4705	106	553	1857	59	51	8	2	219
4706	61	510	1179	60	61	7	0	143
4707	39	189	712	19	15	5	0	75
4708	66	493	1418	48	44	8	0	134
4709	30	281	733	43	30	4	0	98
4710	86	649	1477	68	59	18	1	203
4802	150	410	1629	65	51	14	0	173
4803	81	260	853	36	28	13	0	94
4804	37	149	553	29	29	6	0	56
4805	20	108	280	6	9	1	0	34
4806	19	308	553	46	14	3	0	72
4807	68	375	969	33	39	3	0	99
4901	0	19	13	1	0	0	0	2
4902	0	2	13	3	0	0	0	5
4903	53	831	1578	72	54	11	0	191
4904	63	842	1239	61	57	15	0	175
4905	60	1094	1509	68	55	13	0	192
4906	28	225	402	14	20	6	1	52
4907	1	62	135	4	4	0	0	21
4908	24	429	759	23	38	4	0	126
4909	72	764	1496	71	58	10	1	196
4910	45	566	1229	55	43	9	0	129
4911	53	643	1465	61	51	15	0	179
5001	73	536	1291	63	67	12	1	149
5002	63	1032	1369	79	64	13	1	244
5003	49	816	1543	64	43	5	0	195
5004	31	842	1202	54	30	10	0	164
5005	47	415	804	42	38	10	1	102

NUMBERED KEY CANVASS

Multnomah County, Oregon
General Election
November 4, 2014

FINAL OFFICIAL RESULTS

REPORT-EL52 PAGE 0010

RUN DATE:11/21/14 10:25 AM

US Representative, 3rd District

VOTES PERCENT

VOTES PERCENT

Vote for 1

01 = Michael Meo (PAC)

02 = James Buchal (IND)

03 = Earl Blumenauer (DEM)

04 = Jeffrey J Langan (LBT)

11,429 4.46

40,571 15.84

194,089 75.80

5,570 2.18

05 = David Walker

06 = WRITE-IN

07 = OVER VOTES

08 = UNDER VOTES

3,446 1.35

956 .37

37

16,859

(CONTINUED FROM PREVIOUS PAGE)

	01	02	03	04	05	06	07	08
5006	49	845	1133	66	42	9	0	197
5007	57	736	1311	40	35	10	1	171
5008	35	803	1332	27	26	10	0	171
5009	13	163	335	9	16	3	0	35
5101	23	100	290	12	13	4	0	38
5102	71	698	1648	64	80	14	1	167
5103	43	445	838	39	25	9	0	77
5104	47	685	1320	38	41	9	0	192
5105	6	120	112	6	3	0	0	26
5106	18	329	603	30	16	0	0	84
5107	6	179	217	8	4	3	0	27
5202	34	753	1017	50	33	8	0	178
5203	21	627	585	30	29	8	1	100
5204	34	777	993	49	37	10	1	165

NUMBERED KEY CANVASS

Multnomah County, Oregon
General Election
November 4, 2014

FINAL OFFICIAL RESULTS

REPORT-EL52 PAGE 0011

RUN DATE:11/21/14 10:25 AM

US Representative, 5th District

VOTES PERCENT

VOTES PERCENT

Vote for 1

- 01 = Raymond Baldwin (CON)
- 02 = Daniel K Souza (LBT)
- 03 = Kurt Schrader (DEM)
- 04 = Tootie Smith (REP)

33 1.03
55 1.72
2,185 68.50
835 26.18

- 05 = Marvin Sannes (INO)
- 06 = WRITE-IN
- 07 = OVER VOTES
- 08 = UNDER VOTES

76 2.38
6 .19
0
210

	01	02	03	04	05	06	07	08
3501	7	6	466	148	16	3	0	41
3805	5	6	464	95	12	0	0	40
3806	10	21	817	302	23	0	0	62
4801	11	22	438	290	25	3	0	67

RUN DATE:11/21/14 10:25 AM

VOTES PERCENT

VOTES PERCENT

Governor

Vote for 1

- 01 = Dennis Richardson (REP)
- 02 = Chris Henry (PRO)
- 03 = Aaron Auer (CON)
- 04 = John Kitzhaber (OEM)
- 05 = Paul Grad (LBT)

66,780	23.05		
3,601	1.24	06 = Jason Levin (PAC)	
1,795	.62	07 = WRITE-IN	
202,617	69.95	08 = OVER VOTES	
4,153	1.43	09 = UNDER VOTES	

8,685	3.00
2,039	.70
84	
12,561	

	01	02	03	04	05	06	07	08	09
2701	146	2	2	297	4	7	13	0	20
2702	227	4	0	371	4	3	7	0	31
3101	277	7	4	559	14	20	10	0	26
3102	491	17	11	809	19	27	7	1	42
3103	196	1	2	252	7	8	2	0	22
3301	345	36	5	2665	46	85	20	0	128
3302	529	44	4	2382	41	74	14	0	140
3303	796	13	3	1551	26	27	11	1	101
3304	122	1	2	295	9	5	5	0	18
3501	210	7	4	429	7	14	2	0	24
3502	860	39	13	2558	48	96	21	2	143
3601	283	4	2	827	9	18	16	0	32
3602	251	45	9	1942	54	86	10	0	121
3603	293	58	17	1419	56	85	22	2	90
3604	604	28	5	2339	47	93	24	0	139
3605	520	32	5	1636	43	84	27	0	178
3606	712	27	5	2716	35	76	29	0	137
3607	368	19	6	1411	26	41	16	0	75
3608	615	31	5	2018	46	67	19	0	135
3609	131	1	0	271	4	7	2	0	15
3610	641	18	6	2259	51	59	23	0	135
3611	710	29	4	2644	53	86	25	1	119
3612	468	36	5	2216	47	80	20	0	121
3801	800	20	7	2193	39	66	17	1	134
3802	556	22	6	1868	32	43	24	1	101
3803	488	39	8	2356	41	112	24	1	141
3804	415	17	4	1530	41	47	19	1	84
3805	336	18	4	1099	24	50	11	0	57
3806	482	17	5	877	13	17	3	2	44
3807	346	3	3	431	7	3	5	0	40
3808	18	5	0	137	5	17	1	0	20
4101	455	34	9	2271	32	82	24	1	116
4102	650	59	11	2257	48	126	26	1	146
4103	609	34	7	2082	24	65	27	0	111
4104	423	36	8	2757	37	82	33	0	119
4201	198	50	5	2480	30	137	21	0	121
4203	195	48	10	2210	42	155	25	0	140
4204	277	59	14	2856	42	161	25	1	133
4205	332	52	7	3078	43	152	25	2	121
4206	295	62	9	2751	43	170	19	0	170
4207	184	38	11	2703	47	155	15	1	152
4208	234	38	5	2489	26	105	20	1	134
4209	370	49	9	2423	60	147	9	0	181
4210	406	63	11	2545	51	159	33	1	165
4211	512	60	14	2634	56	96	35	0	149
4301	261	46	12	2713	24	113	21	2	121
4302	168	39	12	2445	31	136	22	2	126
4303	164	35	5	2605	24	136	19	0	128
4304	240	45	15	2706	34	119	14	1	148
4305	412	48	6	2727	21	107	17	1	142
4306	370	48	7	2618	36	102	20	2	134
4307	434	52	19	2367	28	124	30	0	139

RUN DATE:11/21/14 10:25 AM

VOTES PERCENT

VOTES PERCENT

Governor

Vote for 1

- 01 = Dennis Richardson (REP)
- 02 = Chris Henry (PRO)
- 03 = Aaron Auer (CON)
- 04 = John Kitzhaber (OEM)
- 05 = Paul Grad (LBT)

66,780 23.05
 3,601 1.24
 1,795 .62
 202,617 69.95
 4,153 1.43

- 06 = Jason Levin (PAC)
- 07 = WRITE-IN
- 08 = OVER VOTES
- 09 = UNDER VOTES

8,685 3.00
 2,039 .70
 84
 12,561

(CONTINUED FROM PREVIOUS PAGE)

	01	02	03	04	05	06	07	08	09
4308	396	30	3	2786	33	91	42	0	130
4310	201	40	10	2626	31	114	16	0	142
4311	165	27	5	2080	14	71	14	1	82
4401	452	37	18	1921	57	127	23	2	102
4402	507	49	20	2400	60	114	19	2	130
4403	339	31	14	2248	39	107	24	1	99
4404	416	65	23	2140	46	97	17	0	135
4405	437	52	25	2499	58	152	24	3	134
4406	563	38	16	2397	43	119	28	1	138
4407	284	27	7	2001	19	103	15	0	93
4408	585	46	18	2159	34	78	17	1	121
4409	264	21	10	808	29	43	6	0	65
4501	531	33	8	2868	30	88	19	0	114
4502	507	46	19	2410	51	108	30	4	138
4503	394	31	8	2577	29	89	20	0	138
4504	530	31	6	2916	21	59	29	0	126
4505	380	21	10	1588	42	64	12	1	103
4506	561	20	10	1336	34	66	13	1	113
4507	445	38	9	2552	39	75	34	0	134
4508	468	43	17	1957	39	99	16	0	124
4509	529	23	21	895	24	39	7	1	76
4510	552	12	6	850	22	27	8	1	64
4511	456	17	20	873	43	60	5	0	56
4512	131	7	2	246	11	6	2	0	21
4601	478	46	16	2661	43	123	21	1	155
4602	463	26	4	2248	26	55	29	0	91
4603	528	29	11	2931	32	92	25	0	121
4604	605	41	28	1719	44	103	14	1	139
4605	598	63	8	2545	46	119	25	0	168
4606	551	56	23	2286	69	159	22	0	148
4607	723	14	19	1272	32	67	11	1	107
4608	327	24	24	948	46	61	16	1	46
4609	518	46	23	2474	57	124	25	1	164
4701	557	12	9	942	22	24	5	0	74
4702	174	3	5	270	8	16	1	0	22
4703	601	14	21	768	21	24	10	1	66
4704	945	28	27	1444	41	40	19	1	116
4705	802	47	48	1689	35	104	11	2	113
4706	737	28	38	1010	54	59	11	1	83
4707	273	9	9	645	26	35	10	0	45
4708	709	25	27	1275	26	56	14	2	74
4709	434	15	11	627	26	36	9	1	60
4710	891	33	49	1310	54	75	16	0	132
4801	383	5	2	392	16	14	4	0	40
4802	596	45	26	1546	42	110	21	2	104
4803	346	29	17	813	22	53	14	1	69
4804	210	12	13	531	20	33	6	1	33
4805	141	6	14	258	4	19	3	0	13
4806	419	8	13	500	21	19	1	1	33
4807	511	25	29	900	30	27	4	2	57
4901	26	0	0	8	0	1	0	0	0
4902	13	0	0	10	0	0	0	0	0

RUN DATE:11/21/14 10:25 AM

VOTES PERCENT

VOTES PERCENT

Governor

Vote for 1

- 01 = Dennis Richardson (REP)
- 02 = Chris Henry (PRO)
- 03 = Aaron Auer (CON)
- 04 = John Kitzhaber (OEM)
- 05 = Paul Grad (LBT)

66,780 23.05
 3,601 1.24
 1,795 .62
 202,617 69.95
 4,153 1.43

- 06 = Jason Levin (PAC)
- 07 = WRITE-IN
- 08 = OVER VOTES
- 09 = UNDER VOTES

8,685 3.00
 2,039 .70
 84
 12,561

(CONTINUED FROM PREVIOUS PAGE)

	01	02	03	04	05	06	07	08	09
4903	1164	31	29	1345	39	47	15	1	118
4904	1128	31	28	1058	36	47	15	1	108
4905	1461	25	30	1261	39	39	11	0	125
4906	303	11	17	338	7	17	7	0	47
4907	90	0	2	123	1	3	0	0	7
4908	607	16	13	614	21	26	16	0	89
4909	1064	30	42	1291	50	48	19	2	122
4910	833	28	19	1040	34	24	7	0	89
4911	955	34	30	1221	50	45	18	0	112
5001	757	20	46	1159	41	66	19	2	82
5002	1413	13	38	1161	46	48	30	0	116
5003	1108	25	30	1327	53	43	13	0	116
5004	1146	16	15	1012	24	21	14	0	83
5005	567	19	22	691	34	33	13	1	77
5006	1145	25	25	918	40	46	17	2	122
5007	1085	24	28	1047	23	51	7	0	95
5008	1178	14	10	1026	28	31	14	0	100
5009	218	4	4	296	6	7	6	1	32
5101	141	5	17	269	9	17	3	0	19
5102	986	37	40	1435	44	63	20	2	116
5103	580	7	14	772	17	33	8	0	45
5104	972	18	34	1117	26	48	9	0	106
5105	165	2	1	86	4	3	2	0	10
5106	417	17	22	518	20	21	5	2	55
5107	240	2	3	176	2	3	5	0	12
5202	1071	15	17	829	22	33	6	0	80
5203	819	4	10	471	20	20	12	2	43
5204	1090	19	28	787	29	26	12	0	75

NUMBERED KEY CANVASS

RUN DATE:11/21/14 10:25 AM

Multnomah County, Oregon
General Election
November 4, 2014

FINAL OFFICIAL RESULTS

REPORT-EL52 PAGE 0015

State Senator, 16th District

Vote for 1

- 01 = Perry R Roll (LBT)
- 02 = Betsy Johnson (DEM)
- 03 = Andrew (Drew) Kaza (IND)
- 04 = Bob Ekstrom (CON)

VOTES PERCENT

VOTES PERCENT

106	4.31		
1,787	72.73	05 = WRITE-IN	19
348	14.16	06 = OVER VOTES	0
197	8.02	07 = UNDER VOTES	374

	01	02	03	04	05	06	07
3101	45	538	121	41	6	0	166
3102	50	879	193	127	12	0	163
3103	11	370	34	29	1	0	45

NUMBERED KEY CANVASS

Multnomah County, Oregon
General Election
November 4, 2014

FINAL OFFICIAL RESULTS

RUN DATE:11/21/14 10:25 AM

REPORT-EL52 PAGE 0016

		VOTES PERCENT		VOTES PERCENT	
State Senator, 17th District					
Vote for 1					
01 = John Verbeek (REP)		1,612	18.92		
02 = Elizabeth Steiner Hayward (DEM)		6,885	80.80	04 = OVER VOTES	1
03 = WRITE-IN		24	.28	05 = UNDER VOTES	1,022
		01	02	03	04
3301		314	2676	10	1 329
3302		483	2386	10	0 349
3303		710	1521	3	0 295
3304		105	302	1	0 49

NUMBERED KEY CANVASS

RUN DATE:11/21/14 10:25 AM

Multnomah County, Oregon
General Election
November 4, 2014

FINAL OFFICIAL RESULTS

REPORT-EL52 PAGE 0017

State Senator, 19th District
Vote for 1
01 = Richard Oevlin (OEM)
02 = WRITE-IN

VOTES PERCENT

VOTES PERCENT

9,555 97.21
274 2.79

03 = OVER VOTES
04 = UNDER VOTES

3
5,566

	01	02	03	04
3801	2076	51	1	1149
3802	1651	44	0	958
3803	1971	54	1	1184
3804	1303	40	0	815
3805	1018	38	1	542
3806	913	21	0	526
3807	480	23	0	335
3808	143	3	0	57

NUMBERED KEY CANVASS

RUN DATE:11/21/14 10:25 AM

Multnomah County, Oregon
General Election
November 4, 2014

FINAL OFFICIAL RESULTS

REPORT-EL52

PAGE 0018

VOTES PERCENT

VOTES PERCENT

State Senator, 23rd District

Vote for .1

- 01 = Michael Marvin (LBT)
- 02 = Michael Oembrow (DEM)
- 03 = WRITE-IN

6,097	12.85
40,948	86.27
419	.88

04 = OVER VOTES
05 = UNDER VOTES

9
9,118

	01	02	03	04	05
4501	278	2910	15	0	488
4502	367	2447	24	1	474
4503	234	2608	15	1	428
4504	265	2957	20	0	476
4505	212	1657	12	0	340
4506	279	1395	21	0	459
4507	264	2580	14	0	468
4508	310	2004	25	1	423
4509	268	955	15	1	376
4510	271	921	20	0	330
4511	263	930	24	0	313
4512	83	266	3	0	74
4601	311	2631	20	0	582
4602	236	2244	17	0	445
4603	314	2855	14	0	586
4604	400	1784	34	0	476
4605	373	2585	17	2	595
4606	384	2404	29	1	496
4607	416	1319	26	0	485
4608	250	1006	22	2	213
4609	319	2490	32	0	591

NUMBERED KEY CANVASS

RUN DATE:11/21/14 10:25 AM

Multnomah County, Oregon
General Election
November 4, 2014

FINAL OFFICIAL RESULTS

REPORT-EL52 PAGE 0019

VOTES PERCENT

VOTES PERCENT

State Senator, 24th District
Vote for 1
01 = Rod Monroe (DEM)
02 = WRITE-IN

16,333 95.17
829 4.83

03 = OVER VOTES
04 = UNDER VOTES

4
9,705

	01	02	03	04
4701	1002	29	1	613
4702	280	13	0	206
4703	846	55	0	625
4704	1586	57	0	1018
4705	1774	75	1	1001
4706	1217	81	0	723
4707	618	48	0	386
4708	1359	72	0	777
4709	759	35	0	425
4710	1545	86	0	929
4801	493	23	0	340
4802	1543	91	1	857
4803	852	57	1	454
4804	569	29	0	261
4805	311	13	0	134
4806	583	21	0	411
4807	996	44	0	545

NUMBERED KEY CANVASS

Multnomah County, Oregon
General Election
November 4, 2014

FINAL OFFICIAL RESULTS

RUN DATE:11/21/14 10:25 AM

REPORT-EL52 PAGE 0020

State Senator, 26th District

VOTES PERCENT

VOTES PERCENT

Vote for 1

01 = Chuck Thomsen (REP)
02 = Robert R Bruce (DEM)
03 = WRITE-IN

6,624 51.81
6,098 47.70
63 .49

04 = OVER VOTES
05 = UNDER VOTES

1
1,576

	01	02	03	04	05
5101	133	291	5	0	51
5102	1016	1415	19	0	293
5103	652	686	10	0	128
5104	990	1044	10	0	286
5105	162	71	0	0	40
5106	428	504	0	0	145
5107	269	116	2	0	56
5202	1067	772	5	0	229
5203	841	428	8	1	123
5204	1066	771	4	0	225

NUMBERED KEY CANVASS

RUN DATE:11/21/14 10:25 AM

Multnomah County, Oregon
General Election
November 4, 2014

FINAL OFFICIAL RESULTS

REPDR-EL52 PAGE 0021

VOTES PERCENT

State Representative, 27th District

Vote for 1

01 = Robert D Martin (LBT)

02 = Tobias Read (DEM)

03 = WRITE-IN

VOTES PERCENT

106 11.62

801 87.83

5 .55

04 = OVER VOTES
05 = UNDER VOTES

0
226

	01	02	03	04	05
2701	47	348	0	0	96
2702	59	453	5	0	130

NUMBERED KEY CANVASS

Multnomah County, Oregon
General Election
November 4, 2014

FINAL OFFICIAL RESULTS

RUN DATE:11/21/14 10:25 AM

REPORT-EL52 PAGE 0022

State Representative, 31st District

VOTES PERCENT

VOTES PERCENT

Vote for 1

01 = Robert Miller (LBT)

95 3.76

04 = WRITE-IN

20 .79

02 = Larry C Ericksen (REP)

775 30.68

05 = OVER VOTES

0

03 = Brad Witt (DEM)

1,636 64.77

06 = UNOER VOTES

305

.....
01 02 03 04 05 06

3101 31 228 527 8 0 123

3102 53 394 833 10 0 134

3103 11 153 276 2 0 48

NUMBERED KEY CANVASS

RUN DATE:11/21/14 10:25 AM

Multnomah County, Oregon
General Election
November 4, 2014

FINAL OFFICIAL RESULTS

REPORT-EL52

PAGE 0023

VOTES PERCENT

VOTES PERCENT

State Representative, 33rd District

Vote for 1

01 = Mark W Vetanen (LBT)
02 = Mitch Greenlick (DEM)
03 = WRITE-IN

953 11.91
6,991 87.39
56 .70

D4 = OVER VOTES
05 = UNDER VOTES

0
1.544

	01	02	03	04	05
3301	233	2592	25	0	480
3302	308	2337	15	0	568
3303	347	1738	13	0	431
3304	65	324	3	0	65

NUMBERED KEY CANVASS

RUN DATE:11/21/14 10:25 AM

Multnomah County, Oregon
General Election
November 4, 2014

FINAL OFFICIAL RESULTS

REPORT-EL52 PAGE 0024

State Representative, 35th District

VOTES PERCENT

VOTES PERCENT

Vote for 1

- 01 = Margaret Doherty (DEM)
- 02 = John S Gerboth (LBT)
- 03 = WRITE-IN

3,095	86.14
471	13.11
27	.75

- 04 = DVER VOTES
- 05 = UNDER VOTES

1
883

	01	02	03	04	05
3501	496	69	6	0	126
3502	2599	402	21	1	757

NUMBERED KEY CANVASS

Multnomah County, Oregon
General Election
November 4, 2014

FINAL OFFICIAL RESULTS

RUN DATE:11/21/14 10:25 AM

REPORT-EL52 PAGE 0025

	VOTES	PERCENT		VOTES	PERCENT
State Representative, 36th District					
Vote for 1					
01 = Amanda Burnham (LBT)	3,602	14.16			
02 = Jennifer Williamson (OEM)	21,626	85.04	04 = OVER VOTES	4	
03 = WRITE-IN	202	.79	05 = UNDER VOTES	5,043	

	01	02	03	04	05
3601	140	816	10	0	225
3602	218	1934	16	0	350
3603	290	1426	23	2	301
3604	425	2290	17	0	547
3605	334	1648	18	0	525
3606	416	2731	15	1	574
3607	248	1393	16	0	305
3608	381	2048	16	0	491
3609	63	267	1	0	100
3610	338	2244	19	1	590
3611	416	2624	22	0	609
3612	333	2205	29	0	426

NUMBERED KEY CANVASS

RUN DATE:11/21/14 10:25 AM

Multnomah County, Oregon
General Election
November 4, 2014

FINAL OFFICIAL RESULTS

REPORT-EL52

PAGE 0026

VOTES PERCENT

VOTES PERCENT

State Representative, 38th District

Vote for 1

01 = Ann Lininger (OEM)

02 = WRITE-IN

9,289 97.11
276 2.89

03 = OVER VOTES
04 = UNDER VOTES

2
5,831

	01	02	03	04
3801	1994	47	0	1236
3802	1582	47	0	1024
3803	1962	59	1	1188
3804	1303	39	0	816
3805	991	36	1	571
3806	875	22	0	563
3807	438	22	0	378
3808	144	4	0	55

NUMBERED KEY CANVASS

RUN DATE:11/21/14 10:25 AM

Multnomah County, Oregon
General Election
November 4, 2014

FINAL OFFICIAL RESULTS

REPORT-EL52

PAGE 0027

VOTES PERCENT

VOTES PERCENT

State Representative, 41st District

Vote for 1

01 = Timothy E McMenamin (REP)
02 = Kathleen Taylor (DEM)
03 = WRITE-IN

2,011 17.33
9,538 82.19
56 .48

04 = OVER VOTES
05 = UNDER VOTES

2
1,195

	01	02	03	04	05
4101	407	2309	11	1	296
4102	605	2350	21	0	348
4103	554	2098	15	0	292
4104	445	2781	9	1	259

NUMBERED KEY CANVASS

Multnomah County, Oregon
General Election
November 4, 2014

FINAL OFFICIAL RESULTS

RUN DATE:11/21/14 10:25 AM

REPORT-EL52 PAGE 0028

		VOTES		PERCENT				VOTES		PERCENT	
State Representative, 42nd District											
Vote for 1											
01 = Rob Nosse (DEM)		26,321		90.64							
02 = Bruce Alexander Knight (LBT)		2,493		8.59		04 = OVER VOTES		3			
03 = WRITE-IN		225		.77		05 = UNDER VOTES		4,320			

	01	02	03	04	05						

4201	2492	184	16	0	350						
4203	2219	201	24	1	380						
4204	2871	227	29	0	441						
4205	3103	247	32	0	430						
4206	2747	245	19	1	507						
4207	2682	201	16	0	407						
4208	2492	175	18	0	367						
4209	2438	302	10	1	497						
4210	2609	342	30	0	453						
4211	2668	369	31	0	488						

NUMBERED KEY CANVASS

RUN DATE:11/21/14 10:25 AM

Multnomah County, Oregon
General Election
November 4, 2014

FINAL OFFICIAL RESULTS

REPORT-EL52

PAGE 0029

VOTES PERCENT

VOTES PERCENT

State Representative, 43rd District

Vote for 1

01 = Lew Frederick (DEM)

02 = WRITE-IN

21,553 97.46
561 2.54

03 = OVER VOTES
04 = UNDER VOTES

0
9,779

	01	02	03	04
4301	2250	59	0	1004
4302	2059	56	0	866
4303	2107	53	0	956
4304	2221	60	0	1041
4305	2310	58	0	1113
4306	2241	64	0	1032
4307	2055	63	0	1075
4308	2425	56	0	1030
4310	2164	48	0	968
4311	1721	44	0	694

NUMBERED KEY CANVASS

Multnomah County, Oregon
General Election
November 4, 2014

FINAL OFFICIAL RESULTS

RUN DATE:11/21/14 10:25 AM

REPORT-EL52 PAGE 0030

State Representative, 44th District

VOTES PERCENT

VOTES PERCENT

Vote for 1

01 = Michael H Harrington (REP)

3,151 13.64

02 = Tina Kotek (DEM)

19,760 85.53

04 = OVER VOTES

0

03 = WRITE-IN

193 .84

05 = UNDER VOTES

2,358

	01	02	03	04	05
4401	375	2088	21	0	255
4402	419	2549	27	0	306
4403	288	2323	23	0	268
4404	323	2286	28	0	302
4405	349	2731	38	0	266
4406	463	2575	12	0	293
4407	218	2097	12	0	222
4408	515	2234	23	0	287
4409	201	877	9	0	159

NUMBERED KEY CANVASS

RUN DATE:11/21/14 10:25 AM

Multnomah County, Oregon
General Election
November 4, 2014

FINAL OFFICIAL RESULTS

REPORT-EL52

PAGE 0031

VOTES PERCENT

VOTES PERCENT

State Representative, 45th District

Vote for 1

01 = Barbara Smith Warner (DEM)

02 = WRITE-IN

18,707 96.87
604 3.13

03 = OVER VOTES
04 = UNDER VOTES

1
10,273

	01	02	03	04
4501	2431	53	0	1207
4502	2096	69	0	1148
4503	2264	49	0	973
4504	2498	57	0	1163
4505	1339	45	0	837
4506	1221	47	0	886
4507	2167	49	0	1110
4508	1763	68	0	932
4509	920	51	1	643
4510	882	39	0	621
4511	890	64	0	576
4512	236	13	0	177

NUMBERED KEY CANVASS

RUN DATE:11/21/14 10:25 AM

Multnomah County, Oregon
General Election
November 4, 2014

FINAL OFFICIAL RESULTS

REPORT-EL52 PAGE 0032

VOTES PERCENT

VOTES PERCENT

State Representative, 46th District

Vote for 1

01 = Alissa Keny-Guyer (OEM)

02 = WRITE-IN

17,930 96.77
598 3.23

03 = OVER VOTES
04 = UNDER VOTES

3
8,475

	01	02	03	04
4601	2443	57	0	1044
4602	2044	50	0	848
4603	2626	61	1	1081
4604	1689	87	0	918
4605	2403	64	0	1105
4606	2156	81	0	1077
4607	1304	67	0	875
4608	998	57	2	436
4609	2267	74	0	1091

NUMBERED KEY CANVASS

Multnomah County, Oregon
General Election
November 4, 2014

FINAL OFFICIAL RESULTS

RUN DATE:11/21/14 10:25 AM

REPORT-EL52 PAGE 0033

State Representative, 47th District

VOTES PERCENT

VOTES PERCENT

Vote for 1

01 = Jessica Vega Pederson (DEM)

10,379 95.36

03 = OVER VOTES

2

02 = WRITE-IN

505 4.64

04 = UNDER VOTES

7,356

	01	02	03	04
4701	943	29	0	673
4702	272	8	0	219
4703	766	55	1	704
4704	1471	57	0	1133
4705	1681	78	1	1091
4706	1163	70	0	788
4707	590	39	0	423
4708	1296	62	0	850
4709	725	32	0	462
4710	1472	75	0	1013

NUMBERED KEY CANVASS

RUN DATE:11/21/14 10:25 AM

Multnomah County, Oregon
General Election
November 4, 2014

FINAL OFFICIAL RESULTS

REPORT-EL52 PAGE 0034

State Representative, 48th District
Vote for 1

01 = Jeff Reardon (DEM)
02 = Geo (Sonny) W Yellott (REP)
03 = WRITE-IN

VOTES PERCENT

5,433 73.75
1,867 25.34
67 .91

04 = OVER VOTES
05 = UNDER VOTES

VOTES PERCENT

0
1,262

	01	02	03	04	05
4801	451	269	1	0	135
4802	1674	422	27	0	369
4803	868	268	12	0	216
4804	576	154	8	0	121
4805	297	97	1	0	63
4806	576	289	5	0	145
4807	991	368	13	0	213

NUMBERED KEY CANVASS

Multnomah County, Oregon
General Election
November 4, 2014

FINAL OFFICIAL RESULTS

RUN DATE: 11/21/14 10:25 AM

REPORT-EL52 PAGE 0035

		VOTES		PERCENT		VOTES		PERCENT	
State Representative, 49th District									
Vote for 1									
01 = Bill Beckers (REP)		6,141		38.93					
02 = Chris Gorsek (DEM)		9,527		60.39		04 = OVER VOTES		6	
03 = WRITE-IN		107		.68		05 = UNDER VOTES		2,091	

		01	02	03	04	05			

4901		24	10	0	0	1			
4902		7	10	0	0	6			
4903		947	1518	22	0	302			
4904		893	1274	16	2	267			
4905		1174	1522	8	0	287			
4906		232	399	5	0	111			
4907		76	125	0	0	25			
4908		482	725	9	1	185			
4909		868	1447	11	2	340			
4910		648	1152	16	1	257			
4911		790	1345	20	0	310			

NUMBERED KEY CANVASS

Multnomah County, Oregon
General Election
November 4, 2014

FINAL OFFICIAL RESULTS

RUN DATE:11/21/14 10:25 AM

REPORT-EL52 PAGE 0036

State Representative, 50th District

VOTES PERCENT

VOTES PERCENT

Vote for 1

01 = Dan Christenson (REP)

7,847 44.69

02 = Carla C Piluso (DEM)

9,613 54.75

03 = WRITE-IN

97 .55

04 = OVER VOTES

4

05 = UNOER VOTES

1,674

01 02 03 04 05

5001	750	1201	24	1	216
5002	1276	1331	16	0	242
5003	994	1445	10	0	266
5004	1043	1103	15	0	170
5005	512	807	7	1	130
5006	1043	1074	9	0	214
5007	947	1219	8	0	186
5008	1044	1151	6	1	199
5009	238	282	2	1	51

NUMBERED KEY CANVASS

Multnomah County, Oregon
General Election
November 4, 2014

FINAL OFFICIAL RESULTS

RUN DATE:11/21/14 10:25 AM

REPORT-EL52 PAGE 0037

State Representative, 51st District

VOTES PERCENT

VOTES PERCENT

Vote for 1

01 = Jodi Bailey (REP)
02 = Shemia Fagan (DEM)
03 = WRITE-IN

3,249 40.04
4,821 59.41
45 .55

04 = OVER VOTES
05 = UNOER VOTES

2
705

	01	02	03	04	05
5101	143	294	3	0	40
5102	895	1630	16	2	200
5103	534	849	11	0	B2
5104	911	1212	13	0	194
5105	145	93	0	0	35
5106	396	567	2	0	112
5107	225	176	0	0	42

NUMBERED KEY CANVASS

Multnomah County, Oregon
General Election
November 4, 2014

FINAL OFFICIAL RESULTS

RUN DATE:11/21/14 10:25 AM

REPORT-EL52 PAGE 0038

State Representative, 52nd District

VOTES PERCENT

VOTES PERCENT

Vote for 1

01 = Stephanie Nystrom (DEM)

2,140 42.69

02 = Mark Johnson (REP)

2,858 57.01

03 = WRITE-IN

15 .30

04 = OVER VOTES

1

05 = UNDER VOTES

526

01 02 03 04 05

5202	850	1038	5	0	180
5203	473	796	5	1	126
5204	817	1024	5	0	220


Judge of the Circuit Court, 4th District
Vote for 1

01 = Gregory F Silver
02 = WRITE-IN

VOTES PERCENT
155,443 96.36 03 = OVER VOTES
5,868 3.64 04 = UNDER VOTES

VOTES PERCENT
19
140,985

	01	02	03	04
2701	228	4	0	259
2702	330	6	0	311
3101	432	19	0	466
3102	658	18	0	748
3103	215	10	0	265
3301	1730	47	0	1553
3302	1698	30	0	1500
3303	1364	30	0	1135
3304	230	7	0	220
3501	356	12	0	329
3502	1867	53	0	1860
3601	567	13	0	611
3602	1264	59	0	1195
3603	1125	83	0	834
3604	1673	59	1	1546
3605	1295	38	0	1192
3606	1810	50	0	1877
3607	1043	30	0	889
3608	1604	41	0	1291
3609	214	2	0	215
3610	1637	41	0	1514
3611	1831	42	0	1798
3612	1686	60	0	1247
3801	1664	31	1	1581
3802	1324	32	0	1297
3803	1600	43	0	1567
3804	1120	20	0	1018
3805	819	14	1	765
3806	765	15	0	680
3807	417	9	0	412
3808	131	3	0	69
4101	1547	52	0	1425
4102	1623	107	1	1593
4103	1473	46	0	1440
4104	1786	40	0	1669
4201	1462	70	0	1510
4203	1394	97	2	1332
4204	1747	84	0	1737
4205	1776	89	0	1947
4206	1699	83	1	1736
4207	1559	74	0	1673
4208	1469	60	0	1523
4209	1625	91	0	1532
4210	1682	105	0	1647
4211	1774	83	1	1698
4301	1737	53	0	1523
4302	1553	63	0	1365
4303	1492	72	0	1552
4304	1700	70	0	1552
4305	1752	51	0	1678
4306	1793	61	0	1483
4307	1591	61	0	1541
4308	1867	52	0	1592
4310	1612	53	0	1515
4311	1243	49	0	1167



NUMBERED KEY CANVASS

RUN DATE:11/21/14 10:25 AM

Multnomah County, Oregon
General Election
November 4, 2014

FINAL OFFICIAL RESULTS

REPORT-EL52 PAGE 0040

VOTES PERCENT

VOTES PERCENT

Judge of the Circuit Court, 4th District

Vote for 1

01 = Gregory F Silver

02 = WRITE-IN


155,443 96.36
5,868 3.64

03 = OVER VOTES
04 = UNDER VOTES

19
140,985

(CONTINUED FROM PREVIOUS PAGE)

	01	02	03	04
4401	1406	71	0	1262
4402	1655	82	0	1564
4403	1419	67	0	1416
4404	1565	73	0	1301
4405	1797	89	0	1498
4406	1627	78	1	1637
4407	1227	53	1	1268
4408	1581	91	0	1387
4409	650	34	0	562
4501	1836	47	0	1808
4502	1684	66	0	1563
4503	1729	55	0	1502
4504	1884	49	0	1785
4505	1107	27	0	1087
4506	1032	40	0	1082
4507	1666	52	0	1608
4508	1430	52	0	1281
4509	819	37	1	758
4510	814	19	0	709
4511	806	42	0	682
4512	228	2	0	196
4601	1836	39	0	1669
4602	1556	36	0	1350
4603	1840	40	1	1888
4604	1373	68	0	1253
4605	1771	72	0	1729
4606	1695	74	0	1545
4607	1195	46	1	1004
4608	848	58	0	587
4609	1681	86	0	1665
4701	897	17	0	731
4702	252	8	0	239
4703	725	39	0	762
4704	1404	43	0	1214
4705	1538	61	1	1251
4706	1081	56	0	884
4707	533	34	0	485
4708	1190	44	0	974
4709	687	20	0	512
4710	1398	65	0	1097
4801	432	12	0	412
4802	1348	65	1	1078
4803	740	48	0	576
4804	467	28	0	364
4805	278	6	0	174
4806	457	12	0	546
4807	869	23	0	693
4901	20	0	0	15
4902	4	0	0	19
4903	1538	49	0	1202
4904	1371	66	1	1014
4905	1614	72	0	1305
4906	423	16	0	308
4907	106	3	0	117
4908	754	30	0	618



NUMBERED KEY CANVASS

RUN DATE:11/21/14 10:25 AM

Multnomah County, Oregon
General Election
November 4, 2014

FINAL OFFICIAL RESULTS

REPORT-EL52 PAGE 0041

VOTES PERCENT

VOTES PERCENT

Judge of the Circuit Court, 4th District

Vote for 1

01 = Gregory F Silver
02 = WRITE-IN

155,443 96.36
5,868 3.64

03 = OVER VOTES
04 = UNDER VOTES

19
140,985

(CONTINUED FROM PREVIOUS PAGE)

	01	02	03	04
4909	1489	42	1	1136
4910	1139	44	0	891
4911	1356	65	0	1044
5001	1283	53	0	856
5002	1585	59	0	1221
5003	1475	46	0	1194
5004	1154	53	0	1124
5005	805	37	0	615
5006	1248	45	0	1047
5007	1319	49	0	992
5008	1259	34	0	1108
5009	331	9	1	233
5101	290	21	0	169
5102	1503	94	0	1146
5103	823	37	0	616
5104	1268	31	0	1031
5105	117	1	0	155
5106	643	10	0	424
5107	237	3	0	203
5202	846	27	0	1200
5203	647	31	1	722
5204	1090	28	0	948

NUMBERED KEY CANVASS

RUN DATE:11/21/14 10:25 AM

Multnomah County, Oregon
General Election
November 4, 2014

FINAL OFFICIAL RESULTS

REPORT-EL52 PAGE 0042

Mayor CITY OF FAIRVIEW

Vote for 1

01 = Ted Tosterud

02 = Lisa Barton Mullins

03 = Curtis K Burnett

VOTES PERCENT

1,110 47.70
954 41.00
239 10.27

04 = WRITE-IN
05 = OVER VOTES
06 = UNDER VOTES

VOTES PERCENT

24 1.03
0
461

01	02	03	04	05	06
1110	954	239	24	0	461

4903

NUMBERED KEY CANVASS

Multnomah County, Oregon
General Election
November 4, 2014

FINAL OFFICIAL RESULTS

RUN DATE: 11/21/14 10:25 AM

REPORT-EL52 PAGE 0043

Council, Pos. 2 CITY OF FAIRVIEW

VOTES PERCENT

VOTES PERCENT

Vote for 1

01 = Steve Owen

1,419 64.21

02 = Balwant Bhullar

768 34.75

04 = OVER VOTES

0

03 = WRITE-IN

23 1.04

05 = UNDER VOTES

57B

01	02	03	04	05

1419	768	23	0	57B

4903

NUMBERED KEY CANVASS

RUN DATE:11/21/14 10:25 AM

Multnomah County, Oregon
General Election
November 4, 2014

FINAL OFFICIAL RESULTS

REPORT-EL52 PAGE 0044

Council, Pos. 4 CITY OF FAIRVIEW

VOTES PERCENT

VOTES PERCENT

Vote for 1

1,012 46.90

1,127 52.22

19 .88

04 = OVER VOTES
05 = UNOER VOTES

0
630

01 = Leslie N Moore
02 = Ted Kotsakis
03 = WRITE-IN

01	02	03	04	05
1012	1127	19	0	630

4903

NUMBERED KEY CANVASS

RUN DATE:11/21/14 10:25 AM

Multnomah County, Oregon
General Election
November 4, 2014

FINAL OFFICIAL RESULTS

REPORT-EL52 PAGE 0045

Council, Pos. 5 CITY OF FAIRVIEW

VOTES PERCENT

VOTES PERCENT

Vote for 1

01 = Natalie Voruz
02 = Keith A Kudrna
03 = WRITE-IN

1,220 56.96
898 41.92
24 1.12

04 = OVER VOTES
05 = UNDER VOTES

0
646

01	02	03	04	05
1220	898	24	0	646

4903

NUMBERED KEY CANVASS

RUN DATE:11/21/14 10:25 AM

Multnomah County, Oregon
General Election
November 4, 2014

FINAL OFFICIAL RESULTS

REPORT-EL52 PAGE 0046

Council, Pos. 6 CITY OF FAIRVIEW

VOTES PERCENT

VOTES PERCENT

Vote for 1

01 = Brian L Cooper
02 = Tamie Arnold
03 = WRITE-IN

1,245 57.75
891 41.33
20 .93

04 = OVER VOTES
05 = UNOER VOTES

0
632

01	02	03	04	05
1245	891	20	0	632

4903

NUMBERED KEY CANVASS

RUN DATE:11/21/14 10:25 AM

Multnomah County, Oregon
General Election
November 4, 2014

FINAL OFFICIAL RESULTS

REPORT-EL52 PAGE 0047

Mayor CITY OF GRESHAM
Vote for 1
01 = Shane T Bemis
02 = WRITE-IN

VOTES PERCENT

20,771 95.10
1,070 4.90

03 = OVER VOTES
04 = UNDER VOTES

VOTES PERCENT

2
8,960

	01	02	03	04
4704	133	7	0	57
4706	7	0	0	1
4908	962	36	0	404
4909	1825	84	1	758
4910	1314	67	0	681
4911	1571	103	0	791
5001	1464	75	0	653
5002	1945	126	0	794
5003	1871	82	1	761
5004	1605	99	0	622
5005	1003	70	0	384
5006	1582	90	0	668
5007	1642	89	0	629
5008	1635	47	0	719
5106	575	12	0	249
5107	299	12	0	132
5204	1338	71	0	657

NUMBERED KEY CANVASS

RUN DATE:11/21/14 10:25 AM

Multnomah County, Oregon
General Election
November 4, 2014

FINAL OFFICIAL RESULTS

REPORT-EL52

PAGE 0048

VOTES PERCENT

VOTES PERCENT

Council, Pos. 2 CITY OF GRESHAM

Vote for 1

- 01 = Andrew S Ooolin
- 02 = Kirk French
- 03 = WRITE-IN

5,269 28.00
 13,119 69.73
 427 2.27

04 = OVER VOTES
 05 = UNDER VOTES

17
 11,971

	01	02	03	04	05
4704	51	84	3	0	59
4706	1	5	0	0	2
4908	252	580	19	0	551
4909	493	1161	29	1	984
4910	384	844	26	4	804
4911	498	969	51	2	945
5001	452	905	40	1	794
5002	484	1245	47	0	1089
5003	448	1157	42	1	1067
5004	286	1073	30	2	935
5005	283	608	20	0	546
5006	355	1026	35	0	924
5007	403	1009	32	0	916
5008	334	1051	26	3	987
5106	179	314	2	1	340
5107	46	206	5	1	185
5204	320	882	20	1	843

NUMBERED KEY CANVASS

RUN DATE:11/21/14 10:25 AM

Multnomah County, Oregon
General Election
November 4, 2014

FINAL OFFICIAL RESULTS

REPORT-EL52 PAGE 0049

Council, Pos. 4 CITY OF GRESHAM

VOTES PERCENT

VOTES PERCENT

Vote for 1

- 01 = Jennie L Cochran
- 02 = Mario A Palmero
- 03 = WRITE-IN

9,600 48.73
 9,721 49.34
 380 1.93

04 = OVER VOTES
 05 = UNDER VOTES

5
 11.097

	01	02	03	04	05
4704	85	50	4	0	58
4706	3	3	0	0	2
4908	433	426	17	0	526
4909	898	862	23	1	884
4910	625	679	26	0	732
4911	834	698	49	0	884
5001	737	685	32	1	737
5002	926	875	44	0	1020
5003	771	918	35	1	990
5004	623	781	31	1	890
5005	462	493	17	0	485
5006	727	714	31	0	868
5007	732	765	27	0	836
5008	681	766	23	0	931
5106	281	245	4	1	305
5107	113	157	3	0	170
5204	669	604	14	0	779

NUMBERED KEY CANVASS

RUN DATE:11/21/14 10:25 AM

Multnomah County, Oregon
General Election
November 4, 2014

FINAL OFFICIAL RESULTS

REPORT-EL52 PAGE 0050

VOTES PERCENT

VOTES PERCENT

Council, Pos. 6 CITY OF GRESHAM

Vote for 1

01 = Lori L Stegmann

02 = WRITE-IN

16,872 96.48
615 3.52

03 = OVER VOTES
04 = UNDER VOTES

5
13,311

	01	02	03	04
4704	116	4	0	77
4706	5	0	0	3
4908	754	29	1	618
4909	1514	44	1	1109
4910	1114	41	0	907
4911	1344	70	0	1051
5001	1298	49	0	845
5002	1578	59	0	1228
5003	1495	63	1	1156
5004	1202	47	0	1077
5005	819	40	0	598
5006	1280	47	0	1013
5007	1307	51	0	1002
5008	1311	28	2	1060
5106	462	8	0	366
5107	218	3	0	222
5204	1055	32	0	979

NUMBERED KEY CANVASS

Multnomah County, Oregon
General Election
November 4, 2014

FINAL OFFICIAL RESULTS

RUN DATE:11/21/14 10:25 AM

REPORT-EL52 PAGE 0051

Council CITY OF MAYWOOD PARK

VOTES PERCENT

VOTES PERCENT

Vote for 3

01 = Matthew P Castor

245 23.54

02 = Mark Hardie

313 30.07

05 = WRITE-IN

30 2.88

03 = Bob Burrow

166 15.95

06 = OVER VOTES

0

04 = Oave Snodgrass

287 27.57

07 = UNDER VOTES

237

01	02	03	04	05	06	07
245	313	166	287	30	0	237

4512

NUMBERED KEY CANVASS

RUN DATE:11/21/14 10:25 AM

Multnomah County, Oregon
General Election
November 4, 2014

FINAL OFFICIAL RESULTS

REPORT-EL52

PAGE 0052

VOTES PERCENT

VOTES PERCENT

Councilor, Pos. 1 CITY OF TROUTDALE

- Vote for 1
- 01 = Josh J Moriarty
- 02 = David Ripma
- 03 = WRITE-IN

1,888	42.73
2,486	56.27
44	1.00

- 04 = OVER VOTES
- 05 = UNDER VOTES

3
1,022

	01	02	03	04	05
4904	859	1066	29	3	495
4905	1029	1420	15	0	527

NUMBERED KEY CANVASS

Multnomah County, Oregon
General Election
November 4, 2014

FINAL OFFICIAL RESULTS

RUN DATE:11/21/14 10:25 AM

REPORT-EL52 PAGE 0053

Councilor, Pos. 3 CITY OF TROUTDALE

VOTES PERCENT

VOTES PERCENT

Vote for 1

01 = Larry Morgan

2,257 52.71

02 = Norm Thomas

1,977 46.17

04 = OVER VOTES

1

03 = WRITE-IN

48 1.12

05 = UNDER VOTES

1,160

	01	02	03	04	05
4904	934	899	34	1	584
4905	1323	1078	14	0	576

NUMBERED KEY CANVASS

RUN DATE:11/21/14 10:25 AM

Multnomah County, Oregon
General Election
November 4, 2014

FINAL OFFICIAL RESULTS

REPORT-EL52

PAGE 0054

VOTES PERCENT

VOTES PERCENT

Councilor, Pos. 5 CITY OF TROUTDALE

Vote for 1

01 = Rich Allen

02 = Ray Eppley

03 = WRITE-IN

2,962 70.07

1,212 28.67

53 1.25

04 = OVER VOTES

05 = UNDER VOTES

1

1,215

	01	02	03	04	05
4904	1292	530	36	1	593
4905	1670	682	17	0	622

NUMBERED KEY CANVASS

Multnomah County, Oregon
General Election
November 4, 2014

FINAL OFFICIAL RESULTS

RUN DATE:11/21/14 10:25 AM

REPORT-EL52 PAGE 0055

Council, Pos. 1 CITY OF WOOD VILLAGE

VOTES PERCENT

VOTES PERCENT

Vote for 1

01 = Bruce Nissen

02 = WRITE-IN

442 95.05
23 4.95

03 = OVER VOTES
04 = UNDER VOTES

0
2B2

01	02	03	04
442	23	0	2B2

4906

NUMBERED KEY CANVASS

RUN DATE:11/21/14 10:25 AM

Multnomah County, Oregon
General Election
November 4, 2014

FINAL OFFICIAL RESULTS

REPORT-EL52

PAGE 0056

VOTES PERCENT

VOTES PERCENT

Council, Pos. 4 CITY OF WOOD VILLAGE

Vote for 1

01 = Jimmy Frank

02 = WRITE-IN.

418 95.87
18 4.13

03 = OVER VOTES
04 = UNDER VOTES

0
311

01	02	03	04
418	18	0	311

4906

NUMBERED KEY CANVASS

RUN DATE:11/21/14 10:25 AM

Multnomah County, Oregon
General Election
November 4, 2014

FINAL OFFICIAL RESULTS

REPORT-EL52

PAGE 0057

City Councilor CITY OF LAKE OSWEGO (JT)
Vote for 3
01 = Jackie Manz
02 = Matt Keenen
03 = Ed Brockman
04 = Joe Buck

VOTES PERCENT

VOTES PERCENT

664	24.57	05 = Jeff Gudman
342	12.65	06 = WRITE-IN
312	11.54	07 = OVER VOTES
685	25.34	08 = UNDER VOTES

647	23.94
53	1.96
6	
1,671	

01	02	03	04	05	06	07	08

664	342	312	685	647	53	6	1671

3806

NUMBERED KEY CANVASS

RUN DATE:11/21/14 10:25 AM

Multnomah County, Oregon
General Election
November 4, 2014

FINAL OFFICIAL RESULTS

REPORT-EL52 PAGE 0058

Mayor CITY OF MILWAUKIE (JT)

Vote for 1

01 = Jeremy A Ferguson

02 = WRITE-IN

VOTES PERCENT

VOTES PERCENT

0

0

03 = OVER VOTES

04 = UNDER VOTES

0

0

01	02	03	04

0	0	0	0

4102

NUMBERED KEY CANVASS

Multnomah County, Oregon
General Election
November 4, 2014

FINAL OFFICIAL RESULTS

REPORT-EL52 PAGE 0059

RUN DATE:11/21/14 10:25 AM

VOTES PERCENT

VOTES PERCENT

City Councilor Position 2 CITY OF MILWAUKIE (JT)

Vote for 1
01 = Dave Hedges
02 = Lisa Batey
03 = WRITE-IN

0
0
0

04 = OVER VOTES
05 = UNDER VOTES

0
0

01	02	03	04	05
0	0	0	0	0

4102

NUMBERED KEY CANVASS

Multnomah County, Oregon
General Election
November 4, 2014

FINAL OFFICIAL RESULTS

RUN DATE:11/21/14 10:25 AM

REPORT-EL52 PAGE 0060


		VOTES	PERCENT			VOTES	PERCENT
City Councilor Position 4 CITY OF MILWAUKIE (JT)							
Vote for 1							
01 = Brian J Henderson		0		04 = WRITE-IN		0	
02 = Karin Power		0		05 = OVER VOTES		0	
03 = Scott Barbur		0		06 = UNDER VOTES		0	

	01	02	03	04	05	06	

4102	0	0	0	0	0	0	

	VOTES PERCENT		VOTES PERCENT
Director, At Large 2 SOIL AND WATER, EAST DISTRICT			
Vote for 1			
01 = Nellie McAdams	119,784 96.42	03 = OVER VOTES	19
02 = WRITE-IN	4,443 3.58	04 = UNDER VOTES	114,204

	01	02	03	04
4101	1509	56	0	1459
4102	1605	91	0	1628
4103	1418	35	0	1506
4104	1731	44	0	1720
4201	1449	56	0	1537
4203	1378	80	1	1366
4204	1730	66	0	1772
4205	1744	75	0	1993
4206	1645	86	1	1787
4207	1523	71	0	1712
4208	1448	44	0	1560
4209	1621	71	0	1556
4210	1678	76	0	1680
4211	1730	71	1	1754
4301	1723	47	0	1543
4302	1538	55	0	1388
4303	1485	65	0	1566
4304	1675	50	1	1596
4305	1711	54	0	1716
4306	1756	59	0	1522
4307	1590	51	0	1552
4308	1783	46	0	1682
4310	1565	53	0	1562
4311	1206	54	0	1199
4401	1386	64	0	1289
4402	1622	74	0	1605
4403	1414	65	0	1423
4404	1531	66	0	1342
4405	1776	85	0	1523
4406	1602	73	1	1667
4407	1198	48	1	1302
4408	1561	69	0	1429
4409	648	31	0	567
4501	1780	41	0	1870
4502	1648	65	0	1600
4503	1639	53	0	1594
4504	1801	48	0	1869
4505	1068	26	0	1127
4506	1030	36	0	1088
4507	1617	47	0	1662
4508	1414	46	0	1303
4509	784	34	1	796
4510	795	21	0	726
4511	796	39	0	695
4512	221	3	0	202
4601	1753	49	0	1742
4602	1473	38	0	1431
4603	1744	39	1	1985
4604	1346	64	0	1284
4605	1741	62	0	1769
4606	1656	74	0	1584
4607	1156	46	1	1043
4608	849	51	0	593
4609	1640	77	0	1715
4701	882	17	0	746



NUMBERED KEY CANVASS

Multnomah County, Oregon
General Election
November 4, 2014

FINAL OFFICIAL RESULTS

REPORT-EL52 PAGE 0062

RUN DATE:11/21/14 10:25 AM

VOTES PERCENT

VOTES PERCENT

Director, At Large 2 SOIL AND WATER, EAST DISTRICT

Vote for 1

01 = Nellie McAdams

02 = WRITE-IN

119,784 96.42
4,443 3.58

03 = OVER VOTES
04 = UNOER VOTES

19
114,204

(CONTINUED FROM PREVIOUS PAGE)

01 02 03 04

4702	248	5	0	246
4703	713	40	0	773
4704	1375	44	0	1242
4705	1512	60	1	1278
4706	1071	58	0	892
4707	523	35	0	494
4708	1183	39	0	986
4709	668	22	0	529
4710	1360	56	0	1144
4801	417	15	0	424
4802	1317	66	2	1107
4803	731	44	0	589
4804	466	23	0	370
4805	277	8	0	173
4806	451	10	0	554
4807	852	25	0	708
4901	21	0	0	14
4902	2	0	0	21
4903	1528	35	0	1226
4904	1345	48	1	1058
4905	1593	46	0	1352
4906	429	12	0	306
4907	111	4	0	111
4908	704	26	0	672
4909	1439	33	1	1195
4910	1085	37	0	952
4911	1308	64	0	1093
5001	1243	41	0	908
5002	1509	43	0	1313
5003	1418	48	2	1247
5004	1082	47	0	1202
5005	786	36	0	635
5006	1200	37	1	1102
5007	1233	39	0	1088
5008	1191	24	0	1186
5009	326	7	1	240
5101	284	17	0	179
5102	1486	86	0	1171
5103	807	30	0	639
5104	1230	25	0	1075
5105	109	2	0	162
5106	615	8	0	454
5107	208	2	0	233
5202	848	38	0	1187
5203	625	28	1	747
5204	1043	23	0	1000

RUN DATE:11/21/14 10:25 AM

VOTES PERCENT

VOTES PERCENT

Director, Zone 3 SOIL AND WATER, EAST DISTRICT

Vote for 1


- 01 = Michael Guebert
- 02 = WRITE-IN

116,831 96.52
 4,215 3.48

03 = OVER VOTES
 04 = UNDER VOTES

15
 117,389

	01	02	03	04
4101	1473	50	1	1500
4102	1558	82	0	1684
4103	1377	34	0	1548
4104	1682	37	0	1776
4201	1394	57	0	1591
4203	1340	84	1	1400
4204	1681	63	0	1824
4205	1680	69	0	2063
4206	1595	79	0	1845
4207	1470	63	0	1773
4208	1389	39	0	1624
4209	1574	68	0	1606
4210	1630	67	0	1737
4211	1674	72	0	1810
4301	1668	48	0	1597
4302	1461	53	0	1467
4303	1437	64	0	1615
4304	1599	61	0	1662
4305	1670	52	0	1759
4306	1693	52	0	1592
4307	1531	55	0	1607
4308	1725	44	0	1742
4310	1511	45	0	1624
4311	1180	44	1	1234
4401	1349	61	0	1329
4402	1575	69	1	1656
4403	1372	54	0	1476
4404	1485	53	0	1401
4405	1721	69	0	1594
4406	1567	61	1	1714
4407	1165	38	0	1346
4408	1507	69	0	1483
4409	613	34	0	599
4501	1746	37	0	1908
4502	1619	60	0	1634
4503	1615	46	0	1625
4504	1744	48	0	1926
4505	1055	26	0	1140
4506	1006	35	0	1113
4507	1577	46	0	1703
4508	1386	47	0	1330
4509	773	29	0	813
4510	776	22	0	744
4511	776	42	0	712
4512	208	2	0	216
4601	1716	41	0	1787
4602	1441	30	0	1471
4603	1688	41	1	2039
4604	1313	57	0	1324
4605	1693	59	0	1820
4606	1626	64	0	1624
4607	1131	47	0	1068
4608	840	47	1	605
4609	1599	77	0	1756
4701	863	18	0	764



NUMBERED KEY CANVASS

RUN DATE:11/21/14 10:25 AM

Multnomah County, Oregon
General Election
November 4, 2014

FINAL OFFICIAL RESULTS

REPORT-EL52 PAGE 0064

VOTES PERCENT

Director, Zone 3 SOIL AND WATER. EAST DISTRICT

Vote for 1
01 = Michael Guebert
02 = WRITE-IN

116,831 96.52
4,215 3.48

03 = OVER VOTES
04 = UNDER VOTES

15
117,389

(CONTINUED FROM PREVIOUS PAGE)

	01	02	03	04
4702	240	5	0	254
4703	685	35	0	806
4704	1334	41	0	1286
4705	1491	60	1	1299
4706	1042	53	0	926
4707	519	31	0	502
4708	1154	39	1	1014
4709	660	23	0	536
4710	1328	58	0	1174
4801	409	15	0	432
4802	1289	66	1	1136
4803	734	43	0	587
4804	463	19	0	377
4805	266	7	0	185
4806	436	11	0	568
4807	839	26	0	720
4901	21	0	0	14
4902	2	0	0	21
4903	1495	39	0	1255
4904	1311	43	1	1097
4905	1540	45	0	1406
4906	415	11	0	321
4907	109	2	0	115
4908	697	24	0	681
4909	1416	33	1	1218
4910	1063	36	0	975
4911	1280	62	0	1123
5001	1227	46	0	919
5002	1506	46	0	1313
5003	1391	50	1	1273
5004	1072	49	0	1210
5005	782	33	0	642
5006	1198	36	0	1106
5007	1219	42	0	1099
5008	1177	18	0	1206
5009	321	10	1	242
5101	277	18	0	185
5102	1470	80	0	1193
5103	795	29	0	652
5104	1224	27	0	1079
5105	108	2	0	163
5106	601	9	0	467
5107	204	3	0	236
5202	851	38	0	1184
5203	615	19	1	766
5204	1018	22	0	1026

NUMBERED KEY CANVASS

Multnomah County, Oregon
General Election
November 4, 2014

FINAL OFFICIAL RESULTS

RUN DATE:11/21/14 10:25 AM

REPORT-EL52 PAGE 0065

	VOTES	PERCENT		VOTES	PERCENT
Director, At Large 1 SOIL AND WATER, WEST OISTRIC					
Vote for 1					
01 = Weston Miller	30,828	97.42	03 = OVER VOTES	2	
02 = WRITE-IN	818	2.58	04 = UNOER VOTES	32,217	

	01	02	03	04
2701	205	3	0	283
2702	301	6	0	340
3101	421	17	0	479
3102	648	26	0	750
3103	219	8	0	263
3301	1626	40	0	1664
3302	1583	28	0	1617
3303	1274	23	0	1232
3304	221	4	0	232
3501	337	11	0	349
3502	1793	45	0	1942
3601	528	10	0	653
3602	1216	52	0	1250
3603	1101	63	0	878
3604	1585	44	1	1649
3605	1203	37	0	1285
3606	1719	35	0	1983
3607	981	24	0	957
3608	1493	31	0	1412
3609	204	3	0	224
3610	1537	47	0	1608
3611	1719	41	0	1911
3612	1593	52	0	1348
3801	1570	32	0	1675
3802	1239	28	0	1386
3803	1521	42	0	1647
3804	1042	23	0	1093
3805	771	20	1	807
3806	650	13	0	797
3807	401	5	0	432
3808	127	5	0	71

NUMBERED KEY CANVASS

Multnomah County, Oregon
General Election
November 4, 2014

FINAL OFFICIAL RESULTS

RUN DATE:11/21/14 10:25 AM

REPORT-EL52 PAGE 0066

VOTES PERCENT

VOTES PERCENT

Director, At Large 2 SDIL AND WATER, WEST DISTRICT

Vote for 1

01 = Shawn S Looney

02 = WRITE-IN

29,822 97.46
778 2.54

03 = OVR VOTES
04 = UNDER VOTES

4
33,261

01 02 03 04

2701	199	3	0	289
2702	294	7	0	346
3101	416	19	0	482
3102	618	26	0	780
3103	211	9	0	270
3301	1591	35	0	1704
3302	1543	27	0	1658
3303	1256	21	0	1252
3304	215	4	0	238
3501	322	10	0	365
3502	1718	46	0	2016
3601	498	9	0	684
3602	1184	44	0	1290
3603	1065	57	1	919
3604	1535	40	1	1703
3605	1171	33	0	1321
3606	1664	34	0	2039
3607	931	26	0	1005
3608	1447	35	0	1454
3609	197	3	0	231
3610	1473	39	0	1680
3611	1662	40	0	1969
3612	1543	51	0	1399
3801	1509	30	1	1737
3802	1202	29	0	1422
3803	1455	41	0	1714
3804	1008	23	0	1127
3805	756	18	1	824
3806	631	10	0	819
3807	383	6	0	449
3808	125	3	0	75

NUMBERED KEY CANVASS

RUN DATE:11/21/14 10:25 AM

Multnomah County, Oregon
General Election
November 4, 2014

FINAL OFFICIAL RESULTS

REPORT-EL52 PAGE 0067

Director, Zone 4 SOIL AND WATER, WEST DISTRICT

VOTES PERCENT

VOTES PERCENT

Vote for 1

01 = NO CANDIDATE FILED

02 = WRITE-IN

0
3,885 100.00

03 = OVER VOTES
04 = UNDER VOTES

0
59,980

	01	02	03	04
2701	0	21	0	470
2702	0	26	0	621
3101	0	61	0	856
3102	0	99	0	1325
3103	0	33	0	457
3301	0	222	0	3108
3302	0	165	0	3063
3303	0	130	0	2399
3304	0	20	0	437
3501	0	44	0	653
3502	0	215	0	3565
3601	0	42	0	1149
3602	0	224	0	2294
3603	0	252	0	1790
3604	0	197	0	3082
3605	0	152	0	2373
3606	0	200	0	3537
3607	0	114	0	1848
3608	0	157	0	2779
3609	0	17	0	414
3610	0	186	0	3006
3611	0	185	0	3486
3612	0	187	0	2806
3801	0	175	0	3102
3802	0	162	0	2491
3803	0	239	0	2971
3804	0	133	0	2025
3805	0	113	0	1486
3806	0	62	0	1398
3807	0	36	0	802
3808	0	16	0	187

NUMBERED KEY CANVASS

RUN DATE:11/21/14 10:25 AM

Multnomah County, Oregon
General Election
November 4, 2014

FINAL OFFICIAL RESULTS

REPORT-EL52

PAGE 0068

VOTES PERCENT

VOTES PERCENT

Director, Zone 5 SOIL AND WATER, WEST DISTRICT

Vote for 1

01 = Terri Preeg Riggsby

02 = WRITE-IN

29,466 97.66
706 2.34

03 = OVER VOTES
04 = UNDER VOTES

3
33,690

	01	02	03	04
2701	187	4	0	300
2702	294	5	0	348
3101	394	14	0	509
3102	585	22	0	817
3103	199	8	0	283
3301	1497	37	0	1796
3302	1480	24	0	1724
3303	1191	21	0	1317
3304	204	4	0	249
3501	327	6	0	364
3502	1723	47	0	2010
3601	495	9	0	687
3602	1195	37	0	1286
3603	1063	57	0	922
3604	1530	36	1	1712
3605	1152	30	0	1343
3606	1644	31	1	2061
3607	938	24	0	1000
3608	1435	26	0	1475
3609	196	3	0	232
3610	1453	36	0	1703
3611	1678	39	0	1954
3612	1535	40	0	1418
3801	1514	27	0	1736
3802	1192	27	0	1434
3803	1468	37	0	1705
3804	1005	21	0	1132
3805	761	14	1	823
3806	624	8	0	828
3807	387	9	0	442
3808	120	3	0	80

NUMBERED KEY CANVASS

RUN DATE:11/21/14 10:25 AM

Multnomah County, Oregon
General Election
November 4, 2014

FINAL OFFICIAL RESULTS

REPORT-EL52 PAGE 0069

Director, Sub-District 2
RDCKWDDO WATER PUD SUB-DISTRICT 2

VOTES PERCENT

VOTES PERCENT

Vote for 1

01 = Donald James McCarthy

02 = WRITE-IN

1,575 96.33
60 3.67

03 = OVER VOTES
04 = UNDER VOTES

0
1,284

	01	02	03	04
4908	105	8	0	100
4911	254	5	0	228
5001	829	33	0	632
5003	195	7	0	158
5007	2	0	0	4
5106	190	7	0	162

NUMBERED KEY CANVASS

Multnomah County, Oregon
General Election
November 4, 2014

FINAL OFFICIAL RESULTS

RUN DATE:11/21/14 10:25 AM

REPORT-EL52 PAGE 0070

Director, Sub-District 5
ROCKWODD WATER PUD SUB-DISTRICT 5

VOTES PERCENT

VOTES PERCENT

Vote for 1
01 = Larry G Dixon
02 = WRITE-IN

1,203 96.16 03 = OVER VOTES
48 3.84 04 = UNDER VOTES

0
896

	01	02	03	04
4704	395	12	0	259
4910	578	31	0	497
5001	230	5	0	140

4704
4910
5001

NUMBERED KEY CANVASS

Multnomah County, Oregon
General Election
November 4, 2014

FINAL OFFICIAL RESULTS

RUN DATE:11/21/14 10:25 AM

REPORT-EL52 PAGE 0071

VOTES PERCENT

VOTES PERCENT

Director, Sub-District 1
INTERLACHEN WATER PUO SUB-DISTRICT 1

Vote for 1

01 = Mel Rieff

02 = WRITE-IN

33 97.06

1 2.94

03 = OVER VOTES

04 = UNDER VOTES

0

16

01	02	03	04

33	1	0	16

4907

NUMBERED KEY CANVASS

RUN DATE:11/21/14 10:25 AM

Multnomah County, Oregon
General Election
November 4, 2014

FINAL OFFICIAL RESULTS

REPORT-EL52 PAGE 0072

Director, Sub-District 2
INTERLACHEN WATER PUD SUB-DISTRICT 2

VOTES PERCENT

VOTES PERCENT

Vote for 1
01 = Yuval Golan
02 = WRITE-IN

28 100.00
0

03 = DVER VOTES
04 = UNDER VOTES

0
17

01	02	03	04
28	0	0	17

4907

NUMBERED KEY CANVASS

Multnomah County, Oregon
General Election
November 4, 2014

FINAL OFFICIAL RESULTS

RUN DATE:11/21/14 10:25 AM

REPORT-EL52 PAGE 0073

Director, Sub-District 3
INTERLACHEN WATER PUD SUB-DISTRICT 3

VOTES PERCENT

VOTES PERCENT

Vote for 1

01 = Terry Schulz

02 = WRITE-IN

39 100.00

0

03 = OVER VOTES

04 = UNDER VOTES


0

7

01	02	03	04

39	0	0	7

4907



RUN DATE:11/21/14 10:25 AM

VOTES PERCENT

VOTES PERCENT

State Measure 86

Vote for 1

01 = Yes


02 = No

165,864 58.85
 115,968 41.15

03 = OVER VOTES
 04 = UNDER VOTES

52
 20,431

	01	02	03	04
2701	242	220	0	29
2702	281	324	0	42
3101	395	460	2	60
3102	627	696	1	100
3103	202	248	0	40
3301	2098	972	0	260
3302	1822	1157	1	248
3303	1067	1288	2	172
3304	225	198	0	34
3501	348	314	0	35
3502	1922	1600	0	258
3601	643	479	0	69
3602	1662	651	0	205
3603	1353	554	1	134
3604	1883	1185	3	208
3605	1476	875	0	174
3606	2123	1340	2	272
3607	1147	688	0	127
3608	1681	1071	0	184
3609	211	202	0	18
3610	1754	1211	0	227
3611	1983	1415	1	272
3612	1807	1008	1	177
3801	1743	1352	0	182
3802	1380	1085	2	186
3803	1942	1027	1	240
3804	1223	810	0	125
3805	870	636	0	93
3806	661	699	0	100
3807	335	443	0	60
3808	158	30	0	15
4101	1789	1010	1	224
4102	1863	1251	0	210
4103	1578	1190	2	189
4104	2247	1033	0	215
4201	2236	600	0	206
4203	2074	569	0	182
4204	2554	799	0	215
4205	2710	874	0	228
4206	2441	825	0	253
4207	2423	669	1	213
4208	2136	701	1	214
4209	2142	876	0	230
4210	2214	1002	2	216
4211	2155	1174	0	227
4301	2200	906	0	207
4302	2138	645	0	198
4303	2337	569	0	210
4304	2324	751	0	247
4305	2263	975	0	243
4306	2258	845	0	234
4307	1994	958	2	239
4308	2362	925	0	224
4310	2277	671	1	231
4311	1758	573	0	128



Multnomah County, Oregon
General Election
November 4, 2014

VOTES PERCENT

52
20,431

03 = OVER VOTES
04 = UNOER VOTES

NUMBERED KEY CANVASS

RUN DATE:11/21/14 10:25 AM


State Measure 86

Vote for 1
01 = Yes
02 = No

165,864 58.85
115,968 41.15

(CONTINUED FROM PREVIOUS PAGE)

	01	02	03	04
4401	1598	973	0	168
4402	1969	1127	1	204
4403	1848	877	0	177
4404	1798	954	0	187
4405	1996	1163	0	225
4406	1894	1230	0	219
4407	1715	683	3	148
4408	1660	1205	1	193
4409	604	537	1	104
4501	2172	1259	0	260
4502	1901	1176	1	235
4503	2128	944	1	213
4504	2268	1210	0	240
4505	1262	812	0	147
4506	1069	909	2	174
4507	2076	1006	0	244
4508	1660	912	0	191
4509	720	767	0	128
4510	623	839	0	80
4511	694	740	0	96
4512	203	192	0	31
4601	2196	1122	1	225
4602	1758	1009	0	175
4603	2321	1183	1	264
4604	1447	1074	1	172
4605	2074	1219	1	278
4606	1952	1147	0	215
4607	1032	1011	1	202
4608	812	594	0	87
4609	2075	1101	0	256
4701	683	850	0	112
4702	200	269	0	30
4703	559	864	0	103
4704	1029	1444	0	188
4705	1395	1271	0	185
4706	780	1113	0	128
4707	499	461	1	91
4708	995	1092	1	120
4709	498	647	0	74
4710	1066	1313	0	181
4801	297	516	0	43
4802	1226	1082	0	184
4803	662	609	0	93
4804	413	379	0	67
4805	234	194	0	30
4806	389	573	0	53
4807	715	756	0	114
4901	8	26	0	1
4902	4	17	0	2
4903	1031	1523	0	235
4904	908	1380	1	163
4905	980	1848	2	161
4906	299	397	0	51
4907	89	120	0	17
4908	488	809	0	105



	VOTES	PERCENT		VOTES	PERCENT
State Measure 86					
Vote for 1					
01 = Yes	165,864	58.85	03 = OVER VOTES	52	
02 = No	115,968	41.15	04 = UNDER VOTES	20,431	

(CONTINUED FROM PREVIOUS PAGE)

	01	02	03	04
4909	1068	1420	3	177
4910	846	1083	1	144
4911	996	1302	0	167
5001	998	1009	0	185
5002	984	1702	0	179
5003	984	1506	0	225
5004	812	1363	0	156
5005	596	758	0	103
5006	750	1423	0	167
5007	873	1341	0	146
5008	752	1459	0	190
5009	236	298	0	40
5101	243	204	0	33
5102	1111	1462	0	170
5103	626	794	0	56
5104	882	1295	0	153
5105	65	183	0	25
5106	415	549	1	112
5107	139	275	0	29
5202	712	1219	0	142
5203	389	945	0	67
5204	678	1221	0	167

State Measure 87

Vote for 1

01 = Yes

02 = No

VOTES PERCENT


VOTES PERCENT

186,769 67.85
 88,500 32.15

03 = OVER VOTES
 04 = UNDER VOTES

42
 27,004

	01	02	03	04
2701	345	114	0	32
2702	422	169	0	56
3101	579	270	1	67
3102	822	496	0	106
3103	271	170	0	49
3301	2299	709	1	321
3302	2189	767	0	272
3303	1633	695	0	201
3304	300	121	0	36
3501	441	207	0	49
3502	2426	1046	0	308
3601	849	241	0	101
3602	1650	586	0	282
3603	1190	644	0	208
3604	2220	776	2	281
3605	1652	630	1	242
3606	2555	882	0	300
3607	1364	452	0	146
3608	1961	724	2	249
3609	296	108	0	27
3610	2157	776	0	259
3611	2398	962	0	311
3612	1976	791	0	226
3801	2167	852	0	258
3802	1764	671	0	218
3803	2120	791	1	298
3804	1451	528	0	179
3805	1030	441	0	128
3806	893	444	1	122
3807	531	247	0	60
3808	139	39	0	25
4101	2009	728	1	286
4102	2029	960	1	334
4103	1987	709	2	261
4104	2392	797	1	305
4201	2088	621	2	331
4203	1872	658	0	295
4204	2508	707	0	353
4205	2665	758	0	389
4206	2317	807	3	392
4207	2308	657	0	341
4208	2075	656	0	321
4209	2082	828	0	338
4210	2246	870	1	317
4211	2305	928	1	322
4301	2185	827	1	300
4302	1975	715	0	291
4303	2105	664	0	347
4304	2163	773	1	385
4305	2310	835	0	336
4306	2239	760	0	338
4307	1935	924	1	333
4308	2525	698	0	288
4310	2142	710	1	327
4311	1740	490	1	228



VOTES PERCENT

VOTES PERCENT

State Measure 87

Vote for 1

01 = Yes

02 = No


186,769 67.85
 88,500 32.15

03 = OVER VOTES
 04 = UNDER VOTES

42
 27,004

(CONTINUED FROM PREVIOUS PAGE)

	01	02	03	04
4401	1629	888	0	222
4402	2013	976	1	311
4403	1898	733	1	270
4404	1801	891	0	247
4405	2071	1013	0	300
4406	2078	942	0	323
4407	1692	629	1	227
4408	1790	1010	1	258
4409	675	445	0	126
4501	2552	814	0	325
4502	2084	924	0	305
4503	2273	675	0	338
4504	2706	703	1	308
4505	1406	603	0	212
4506	1260	675	0	219
4507	2212	774	0	340
4508	1714	792	0	257
4509	899	578	1	137
4510	772	650	0	120
4511	810	584	0	136
4512	257	133	0	36
4601	2274	915	0	355
4602	2123	572	0	247
4603	2542	847	0	380
4604	1517	930	0	247
4605	2171	1032	1	368
4606	1981	991	3	339
4607	1188	825	0	233
4608	872	511	0	110
4609	2129	951	1	351
4701	902	607	0	136
4702	280	178	0	41
4703	780	616	0	130
4704	1367	1074	0	220
4705	1603	991	0	257
4706	990	889	0	142
4707	569	396	0	87
4708	1191	836	0	181
4709	622	499	0	98
4710	1246	1095	0	219
4801	451	349	0	56
4802	1283	981	0	228
4803	736	509	0	119
4804	486	299	0	74
4805	220	199	0	39
4806	554	394	0	67
4807	816	627	0	142
4901	27	7	0	1
4902	5	12	0	6
4903	1464	1128	0	197
4904	1250	1013	0	189
4905	1531	1244	0	216
4906	360	323	0	64
4907	121	88	0	17
4908	719	563	0	120



NUMBERED KEY CANVASS

RUN DATE:11/21/14 10:25 AM

Multnomah County, Oregon
General Election
November 4, 2014

FINAL OFFICIAL RESULTS

REPORT-EL52

PAGE 0079

VOTES PERCENT

VOTES PERCENT

State Measure 87

Vote for 1

01 = Yes

02 = No

186,769 67.85
88,500 32.15

03 = OVER VOTES
04 = UNDER VOTES

42
27,004

(CONTINUED FROM PREVIOUS PAGE)

	01	02	03	04
4909	1418	1046	1	203
4910	1096	819	0	159
4911	1276	1013	0	176
5001	1119	919	0	154
5002	1518	1134	0	213
5003	1419	1058	2	236
5004	1264	883	0	184
5005	797	544	0	116
5006	1272	884	0	184
5007	1246	941	0	173
5008	1283	920	0	198
5009	285	239	0	50
5101	249	191	0	40
5102	1413	1135	0	195
5103	829	555	0	92
5104	1247	909	0	174
5105	115	131	0	27
5106	542	445	0	90
5107	275	140	0	28
5202	1071	814	1	187
5203	658	651	1	91
5204	1123	777	0	166

VOTES PERCENT

VOTES PERCENT

State Measure 88

Vote for 1

01 = Yes


02 = No

162,565 55.41
130,823 44.59

03 = OVER VOTES
04 = UNDER VOTES

73
8,854

	01	02	03	04
2701	289	195	0	7
2702	329	297	0	21
3101	440	457	0	20
3102	641	745	0	38
3103	218	261	0	11
3301	2325	919	1	85
3302	2018	1100	1	109
3303	1229	1254	0	46
3304	251	197	0	9
3501	332	353	1	11
3502	2048	1628	1	103
3601	731	418	0	42
3602	1692	729	1	96
3603	1121	837	0	84
3604	2057	1114	0	108
3605	1564	861	0	100
3606	2330	1274	0	133
3607	1269	638	1	54
3608	1766	1080	1	89
3609	238	180	0	13
3610	1888	1195	2	107
3611	2161	1409	1	100
3612	1855	1043	2	93
3801	1839	1335	3	100
3802	1520	1057	0	76
3803	1998	1098	2	112
3804	1332	761	1	64
3805	885	663	0	51
3806	670	755	0	35
3807	398	421	0	19
3808	151	41	0	11
4101	1884	1035	2	103
4102	1850	1361	2	111
4103	1836	1044	0	79
4104	2405	1002	0	88
4201	2375	579	0	88
4203	2125	603	1	96
4204	2709	757	1	101
4205	2882	817	0	113
4206	2570	831	0	118
4207	2549	632	1	124
4208	2282	666	0	104
4209	2106	1014	2	126
4210	2236	1077	4	117
4211	2227	1230	0	99
4301	2275	957	1	80
4302	2164	724	1	92
4303	2394	618	1	103
4304	2370	843	0	109
4305	2327	1046	0	108
4306	2275	945	0	117
4307	1997	1083	2	111
4308	2588	828	0	95
4310	2351	718	0	111
4311	1834	555	1	69



73
8,854

Multnomah County, Oregon
General Election
November 4, 2014

VOTES PERCENT

162,565 55.41
130,823 44.59

03 = OVER VOTES
04 = UNDER VOTES

NUMBERED KEY CANVASS


RUN DATE:11/21/14 10:25 AM

State Measure 88

Vote for 1
01 = Yes
02 = No

(CONTINUED FROM PREVIOUS PAGE)

	01	02	03	04
4401	1528	1129	0	82
4402	1934	1273	1	93
4403	1875	953	0	74
4404	1639	1222	0	78
4405	2033	1248	2	101
4406	1934	1306	1	102
4407	1759	709	0	81
4408	1535	1438	1	85
4409	562	639	0	45
4501	2369	1216	0	106
4502	1950	1255	1	107
4503	2283	912	0	91
4504	2624	984	0	110
4505	1289	877	1	54
4506	1005	1065	0	84
4507	2146	1057	0	123
4508	1596	1093	0	74
4509	551	1012	0	52
4510	516	992	1	33
4511	555	939	0	36
4512	195	223	0	8
4601	2271	1149	1	123
4602	2004	860	0	78
4603	2543	1093	0	133
4604	1360	1270	2	62
4605	2155	1297	1	119
4606	1891	1308	0	115
4607	870	1295	1	80
4608	662	792	0	39
4609	2074	1240	0	118
4701	505	1077	0	63
4702	151	329	0	19
4703	479	1010	1	36
4704	855	1725	0	81
4705	1125	1622	2	102
4706	546	1440	1	34
4707	397	610	0	45
4708	784	1362	1	61
4709	335	845	0	39
4710	818	1649	0	93
4801	270	570	0	16
4802	1093	1319	1	79
4803	549	778	1	36
4804	393	441	0	25
4805	165	281	0	12
4806	355	627	0	33
4807	499	1035	1	50
4901	12	22	0	1
4902	9	13	0	1
4903	721	2000	0	68
4904	595	1812	0	45
4905	646	2284	1	60
4906	207	521	1	18
4907	81	140	0	5
4908	322	1043	0	37



NUMBERED KEY CANVASS

RUN DATE:11/21/14 10:25 AM

Multnomah County, Oregon
General Election
November 4, 2014

FINAL OFFICIAL RESULTS

REPORT-EL52 PAGE 0082

VOTES PERCENT

VOTES PERCENT

State Measure 88

Vote for 1

01 = Yes

02 = No

162,565 55.41
130,823 44.59

03 = OVER VOTES
04 = UNDER VOTES

73
8,854

(CONTINUED FROM PREVIOUS PAGE)

	01	02	03	04
4909	752	1855	1	60
4910	632	1388	0	54
4911	651	1759	0	55
5001	638	1512	1	41
5002	623	2194	0	48
5003	730	1916	0	69
5004	616	1659	2	54
5005	431	989	1	36
5006	489	1801	0	50
5007	558	1760	2	40
5008	567	1782	1	51
5009	171	387	0	16
5101	174	294	2	10
5102	794	1877	1	71
5103	475	967	0	34
5104	652	1626	1	51
5105	53	209	0	11
5106	271	771	1	34
5107	97	339	0	7
5202	584	1443	0	46
5203	321	1058	0	22
5204	470	1556	0	40

Multnomah County, Oregon
General Election
November 4, 2014

VOTES PERCENT

NUMBERED KEY CANVASS

RUN DATE:11/21/14 10:25 AM


State Measure 89

Vote for 1
01 = Yes
02 = No

224,464 78.58
61,200 21.42

03 = OVER VOTES
04 = UNOER VOTES

	01	02	03	04
2701	347	111	0	33
2702	415	180	0	52
3101	643	220	0	54
3102	979	376	0	69
3103	313	151	0	26
3301	2839	357	3	131
3302	2659	410	0	159
3303	1831	578	0	120
3304	356	82	0	19
3501	504	156	0	37
3502	2813	778	0	189
3601	907	229	0	55
3602	2150	250	0	118
3603	1621	307	0	114
3604	2602	508	2	167
3605	2031	373	0	121
3606	2930	608	4	195
3607	1571	320	0	71
3608	2314	483	2	137
3609	320	90	0	21
3610	2391	617	1	183
3611	2844	621	2	204
3612	2394	461	0	138
3801	2468	652	2	155
3802	2052	460	0	141
3803	2596	444	2	168
3804	1707	355	0	96
3805	1221	305	0	73
3806	1023	336	0	101
3807	574	218	0	46
3808	181	12	1	9
4101	2435	421	1	167
4102	2541	593	0	190
4103	2297	503	0	159
4104	2889	458	0	148
4201	2691	219	0	132
4203	2467	247	0	111
4204	3085	338	0	145
4205	3299	354	1	158
4206	3015	352	1	151
4207	2882	269	0	155
4208	2638	270	2	142
4209	2664	408	1	175
4210	2839	443	0	152
4211	2825	544	1	186
4301	2763	409	0	141
4302	2491	343	0	147
4303	2646	315	1	154
4304	2754	380	0	188
4305	2826	473	1	181
4306	2811	359	0	167
4307	2491	507	1	194
4308	2950	417	0	144
4310	2696	327	0	157
4311	2073	282	2	102



NUMBERED KEY CANVASS

Multnomah County, Oregon
 General Election
 November 4, 2014

RUN DATE: 11/21/14 10:25 AM

VOTES PERCENT

VOTES PERCENT

State Measure 89

Vote for 1


224,464 78.58
 61,200 21.42

03 = OVER VOTES
 04 = UNOER VOTES

65
 16,586

(CONTINUED FROM PREVIOUS PAGE)

	01	02	03	04
4401	2131	462	0	146
4402	2641	481	1	178
4403	2370	391	1	140
4404	2274	477	1	187
4405	2748	488	2	146
4406	2582	572	2	187
4407	2132	303	1	113
4408	2267	630	1	161
4409	887	269	0	90
4501	2938	562	2	189
4502	2577	545	0	191
4503	2730	413	0	143
4504	3050	486	2	180
4505	1722	375	0	124
4506	1498	478	0	178
4507	2698	442	0	186
4508	2117	489	0	157
4509	1012	489	0	114
4510	940	492	0	110
4511	978	450	0	102
4512	305	100	1	20
4601	2901	469	1	173
4602	2379	433	0	130
4603	3068	490	1	210
4604	1981	584	1	128
4605	2781	578	1	212
4606	2561	602	0	151
4607	1465	629	0	152
4608	1072	356	0	65
4609	2713	531	0	188
4701	996	527	0	122
4702	302	157	0	40
4703	874	543	0	109
4704	1581	899	0	181
4705	1878	797	0	176
4706	1204	708	0	109
4707	700	277	0	75
4708	1387	673	0	148
4709	724	397	0	98
4710	1531	848	0	181
4801	510	300	0	46
4802	1769	571	2	150
4803	940	339	0	85
4804	585	220	0	54
4805	301	134	0	23
4806	627	327	0	61
4807	980	505	0	100
4901	17	15	0	3
4902	7	10	0	6
4903	1616	962	0	211
4904	1461	835	1	155
4905	1649	1171	3	168
4906	443	265	0	39
4907	152	60	0	14
4908	794	492	0	116



VOTES PERCENT

65
16,586

Multnomah County, Oregon
General Election
November 4, 2014

VOTES PERCENT

224,464 78.58
61,200 21.42

03 = DVER VOTES
04 = UNDER VOTES

NUMBERED KEY CANVASS

RUN DATE:11/21/14 10:25 AM

State Measure 89

Vote for 1

01 = Yes

02 = No

(CONTINUED FROM PREVIOUS PAGE)

	01	02	03	04
4909	1634	849	2	183
4910	1209	725	0	140
4911	1471	847	0	147
5001	1330	736	0	126
5002	1557	1128	0	180
5003	1544	944	0	227
5004	1296	873	1	161
5005	879	498	0	80
5006	1219	948	1	172
5007	1413	800	0	147
5008	1352	862	1	186
5009	329	206	0	39
5101	304	143	1	32
5102	1658	930	2	153
5103	907	495	1	73
5104	1333	832	1	164
5105	142	113	0	18
5106	602	391	0	84
5107	233	177	0	33
5202	1104	850	0	119
5203	672	643	0	86
5204	1066	833	0	167

VOTES PERCENT

VOTES PERCENT

State Measure 90

Vote for 1

01 = Yes


02 = No

98,094 34.59
 185,485 65.41

03 = OVER VOTES
 04 = UNDER VOTES

224
 18,512

	01	02	03	04
2701	234	227	1	29
2702	271	329	0	47
3101	356	514	0	47
3102	518	848	2	56
3103	160	307	1	22
3301	1274	1863	4	189
3302	1341	1658	3	226
3303	990	1391	1	147
3304	182	254	0	21
3501	223	435	1	38
3502	1247	2280	2	251
3601	539	587	0	65
3602	904	1431	3	180
3603	786	1090	1	165
3604	1303	1761	1	214
3605	1082	1259	3	181
3606	1403	2103	1	230
3607	812	1031	2	117
3608	1177	1577	6	176
3609	194	215	1	21
3610	1167	1815	2	208
3611	1248	2188	5	230
3612	1211	1601	0	181
3801	1176	1903	1	197
3802	934	1580	1	138
3803	1026	1969	4	211
3804	806	1241	0	111
3805	542	979	0	78
3806	535	836	0	89
3807	337	454	0	47
3808	82	93	1	27
4101	1000	1822	1	201
4102	974	2128	2	220
4103	1164	1639	1	155
4104	1191	2087	0	217
4201	951	1866	5	220
4203	875	1752	4	194
4204	1086	2265	6	211
4205	1149	2415	3	245
4206	1168	2115	2	234
4207	1006	2062	2	236
4208	892	1931	2	227
4209	1069	1961	6	212
4210	1086	2130	6	212
4211	1101	2234	1	220
4301	990	2119	2	202
4302	870	1930	2	179
4303	886	2014	3	213
4304	1007	2070	7	238
4305	1087	2179	3	212
4306	1097	1983	3	254
4307	938	2041	5	209
4308	1223	2072	1	215
4310	1040	1894	2	244
4311	752	1554	0	153



Multnomah County, Oregon
General Election
November 4, 2014

VOTES PERCENT

224
18,512

03 = OVER VOTES
04 = UNOER VOTES

NUMBERED KEY CANVASS


RUN DATE:11/21/14 10:25 AM

State Measure 90

Vote for 1
01 = Yes
02 = No

(CONTINUED FROM PREVIOUS PAGE)

	01	02	03	04
4401	803	1779	2	155
4402	1093	1985	1	222
4403	894	1867	1	140
4404	911	1845	1	182
4405	1074	2123	2	185
4406	986	2163	2	192
4407	798	1590	3	158
4408	900	1967	1	191
4409	370	778	2	96
4501	1265	2182	7	237
4502	959	2169	3	182
4503	1122	1963	1	200
4504	1379	2128	1	210
4505	653	1447	2	119
4506	677	1320	1	156
4507	1106	2001	2	217
4508	804	1772	2	185
4509	498	1032	1	84
4510	507	945	1	89
4511	450	964	1	115
4512	139	267	0	20
4601	1098	2204	4	238
4602	1109	1687	3	143
4603	1238	2314	4	213
4604	785	1733	2	174
4605	1060	2291	5	216
4606	953	2150	3	208
4607	731	1353	0	162
4608	462	955	1	75
4609	990	2193	5	244
4701	505	1015	0	125
4702	139	329	1	30
4703	419	1009	0	98
4704	863	1666	2	130
4705	866	1790	4	191
4706	642	1282	0	97
4707	349	642	1	60
4708	711	1391	1	105
4709	344	807	1	67
4710	820	1572	1	167
4801	299	519	0	38
4802	755	1578	4	155
4803	403	878	4	79
4804	288	525	0	46
4805	137	298	0	23
4806	314	636	0	65
4807	464	1019	0	102
4901	12	22	0	1
4902	6	13	0	4
4903	887	1726	1	175
4904	717	1587	0	148
4905	839	1993	1	158
4906	209	503	0	35
4907	81	128	0	17
4908	413	884	0	105



VOTES PERCENT

224
18,512

Multnomah County, Oregon
General Election
November 4, 2014

VOTES PERCENT

98,094 34.59
185,485 65.41

03 = OVER VOTES
04 = UNOER VOTES

NUMBERED KEY CANVASS

RUN DATE:11/21/14 10:25 AM

State Measure 90
Vote for 1
01 = Yes
02 = No

(CONTINUED FROM PREVIOUS PAGE)

	01	02	03	04
4909	815	1713	1	139
4910	633	1321	3	117
4911	758	1586	1	120
5001	656	1399	0	137
5002	803	1891	0	171
5003	823	1728	1	163
5004	709	1488	0	134
5005	417	963	1	76
5006	678	1519	1	142
5007	709	1511	1	139
5008	702	1558	2	139
5009	188	363	1	22
5101	146	315	1	18
5102	873	1732	3	135
5103	466	950	1	59
5104	673	1554	1	102
5105	70	187	0	16
5106	334	665	0	78
5107	165	249	0	29
5202	564	1402	3	104
5203	391	951	1	58
5204	563	1379	1	123

Multnomah County, Oregon
General Election
November 4, 2014

VOTES PERCENT

213,137 71.38
85,474 28.62

03 = OVER VOTES
04 = UNDER VOTES


NUMBERED KEY CANVASS

RUN DATE:11/21/14 10:25 AM

State Measure 91

Vote for 1
01 = Yes
02 = No


	01	02	03	04
2701	313	174	0	4
2702	369	273	0	5
3101	619	291	0	7
3102	953	458	0	13
3103	275	207	1	7
3301	2673	615	0	42
3302	2534	650	0	44
3303	1529	966	0	34
3304	318	133	0	6
3501	464	223	0	10
3502	2568	1174	0	38
3601	830	349	0	12
3602	2126	360	0	32
3603	1698	321	0	23
3604	2441	794	3	41
3605	1872	627	0	26
3606	2690	989	0	58
3607	1410	519	0	33
3608	2115	782	0	39
3609	275	152	0	4
3610	2219	919	1	53
3611	2618	1014	1	38
3612	2253	700	0	40
3801	2247	986	2	42
3802	1872	747	2	32
3803	2481	679	0	50
3804	1582	550	0	26
3805	1139	446	0	14
3806	900	542	1	17
3807	482	352	0	4
3808	172	29	0	2
4101	2289	686	1	48
4102	2481	809	1	33
4103	1962	955	0	42
4104	2734	723	1	37
4201	2699	319	0	24
4203	2517	282	0	26
4204	3051	488	0	29
4205	3192	570	1	49
4206	2901	569	2	47
4207	2879	380	0	47
4208	2600	411	0	41
4209	2685	532	0	31
4210	2754	646	1	33
4211	2787	726	0	43
4301	2649	634	0	30
4302	2536	412	0	33
4303	2678	393	0	45
4304	2745	540	0	37
4305	2773	668	1	39
4306	2646	644	0	47
4307	2445	719	0	29
4308	2714	745	0	52
4310	2679	455	0	46
4311	2037	403	0	19



	VOTES	PERCENT		VOTES	PERCENT
State Measure 91					
Vote for 1					
01 = Yes	213,137	71.38	03 = OVER VOTES	37	
02 = No	85,474	28.62	04 = UNOER VOTES	3,667	

(CONTINUED FROM PREVIOUS PAGE)

	01	02	03	04
4401	2137	572	0	30
4402	2590	681	0	30
4403	2321	553	0	28
4404	2310	603	0	26
4405	2693	655	0	36
4406	2494	797	0	52
4407	2093	418	0	38
4408	2200	819	1	39
4409	921	308	1	16
4501	2673	971	0	47
4502	2463	808	1	41
4503	2494	742	0	50
4504	2636	1021	0	61
4505	1655	539	0	27
4506	1385	733	0	36
4507	2537	743	0	46
4508	2095	627	1	40
4509	955	641	0	19
4510	831	696	0	15
4511	1010	505	0	15
4512	257	159	0	10
4601	2737	761	0	46
4602	2040	859	0	43
4603	2837	882	1	49
4604	1911	749	0	34
4605	2708	821	2	41
4606	2580	697	0	37
4607	1325	889	0	32
4608	1094	382	0	17
4609	2658	742	0	32
4701	849	766	0	30
4702	277	214	0	8
4703	832	677	1	16
4704	1368	1263	0	30
4705	1733	1059	0	59
4706	1157	835	0	29
4707	646	389	0	17
4708	1372	811	0	25
4709	702	508	0	9
4710	1462	1065	0	33
4801	446	403	1	6
4802	1828	638	0	26
4803	955	384	0	25
4804	601	249	0	9
4805	287	168	0	3
4806	543	449	0	23
4807	996	572	0	17
4901	11	24	0	0
4902	10	10	0	3
4903	1540	1221	0	28
4904	1345	1083	0	24
4905	1544	1433	0	14
4906	449	291	1	6
4907	122	101	0	3
4908	679	709	0	14



	VOTES	PERCENT		VOTES	PERCENT
State Measure 91					
Vote for 1					
01 = Yes	213,137	71.38	03 = OVER VOTES	37	
02 = No	85,474	28.62	04 = UNDER VOTES	3,667	

(CONTINUED FROM PREVIOUS PAGE)

	01	02	03	04
4909	1441	1195	0	32
4910	1126	924	0	24
4911	1389	1045	0	31
5001	1301	867	0	24
5002	1403	1433	0	29
5003	1445	1250	0	20
5004	1145	1154	0	32
5005	848	590	1	18
5006	1164	1140	0	36
5007	1226	1113	0	21
5008	1054	1314	0	33
5009	280	285	1	8
5101	303	171	0	6
5102	1617	1092	0	34
5103	774	681	2	19
5104	1210	1098	2	20
5105	109	159	0	5
5106	539	515	1	22
5107	187	251	0	5
5202	1099	955	1	18
5203	644	742	0	15
5204	969	1075	0	22

Multnomah County, Oregon
General Election
November 4, 2014

VOTES PERCENT

73
4,737

03 = OVER VOTES
04 = UNOER VOTES

186,122 62.56
111,383 37.44

NUMBERED KEY CANVASS

RUN OATE:11/21/14 10:25 AM


State Measure 92

Vote for 1

01 = Yes

02 = No

	01	02	03	04
2701	269	220	0	2
2702	305	330	0	12
3101	552	349	0	16
3102	829	580	0	15
3103	218	266	0	6
3301	2239	1029	1	61
3302	2041	1142	1	44
3303	1366	1134	2	27
3304	285	165	0	7
3501	395	294	0	8
3502	2302	1425	1	52
3601	663	512	0	16
3602	1691	771	1	55
3603	1310	683	1	48
3604	2004	1215	1	59
3605	1554	945	0	26
3606	2347	1328	0	62
3607	1167	760	0	35
3608	1698	1193	2	43
3609	217	205	1	8
3610	1909	1220	0	63
3611	2269	1347	0	55
3612	1843	1088	0	62
3801	1944	1282	1	50
3802	1626	990	0	37
3803	2114	1043	0	53
3804	1289	841	0	28
3805	967	613	0	19
3806	842	600	0	18
3807	429	402	0	7
3808	139	61	0	3
4101	2004	978	0	42
4102	2183	1104	1	36
4103	1759	1145	0	55
4104	2434	1019	5	37
4201	2250	732	1	59
4203	2057	709	3	56
4204	2610	892	2	64
4205	2830	916	0	66
4206	2527	925	0	67
4207	2477	766	1	62
4208	2275	727	1	49
4209	2192	993	0	63
4210	2340	1037	2	55
4211	2378	1124	3	51
4301	2347	910	2	54
4302	2230	688	0	63
4303	2434	643	0	39
4304	2479	778	4	61
4305	2435	983	0	63
4306	2253	1013	1	70
4307	2181	970	2	40
4308	2433	1014	1	63
4310	2321	808	0	51
4311	1825	611	1	22



Multnomah County, Oregon
 General Election
 November 4, 2014

VOTES PERCENT

186,122 62.56
 111,383 37.44

03 = OVER VOTES
 04 = UNDER VOTES

73
 4,737

NUMBERED KEY CANVAAS


RUN DATE:11/21/14 10:25 AM

State Measure 92

Vote for 1
 01 = Yes
 02 = No

(CONTINUED FROM PREVIOUS PAGE)

	01	02	03	04
4401	1793	902	0	44
4402	2200	1044	0	57
4403	2037	815	2	48
4404	1952	933	1	53
4405	2306	1030	0	48
4406	2094	1200	0	49
4407	1782	724	5	38
4408	2001	1017	0	41
4409	753	476	0	17
4501	2401	1241	0	49
4502	2240	1022	0	51
4503	2169	1070	1	46
4504	2414	1254	1	49
4505	1434	748	0	39
4506	1246	853	1	54
4507	2161	1098	1	66
4508	1824	904	0	35
4509	852	727	2	34
4510	778	752	0	12
4511	857	641	0	32
4512	245	174	0	7
4601	2462	1026	3	53
4602	1868	1034	0	40
4603	2655	1063	0	51
4604	1676	986	0	32
4605	2469	1055	0	48
4606	2204	1056	0	54
4607	1197	1001	0	48
4608	924	547	0	22
4609	2330	1043	0	59
4701	825	786	0	34
4702	250	241	0	8
4703	748	753	0	25
4704	1285	1339	1	36
4705	1522	1264	1	64
4706	988	1009	0	24
4707	617	414	0	21
4708	1170	1002	1	35
4709	632	563	0	24
4710	1344	1186	0	30
4801	441	406	0	9
4802	1520	929	0	43
4803	809	521	0	34
4804	508	341	0	10
4805	253	199	0	6
4806	554	444	0	17
4807	799	750	0	36
4901	15	20	0	0
4902	8	15	0	0
4903	1324	1433	0	32
4904	1172	1250	1	29
4905	1323	1635	0	33
4906	375	361	0	11
4907	115	110	0	1
4908	631	746	0	25



VOTES PERCENT

VOTES PERCENT

State Measure 92

Vote for 1

01 = Yes

02 = No

186,122 62.56
 111,383 37.44

03 = OVER VOTES
 04 = UNDER VOTES

73
 4,737

(CONTINUED FROM PREVIOUS PAGE)

	01	02	03	04
4909	1292	1343	1	32
4910	1060	988	0	26
4911	1183	1247	0	35
5001	1140	1017	1	34
5002	1271	1557	1	36
5003	1335	1346	0	34
5004	1091	1205	0	35
5005	709	721	0	27
5006	1023	1282	0	35
5007	1150	1182	2	26
5008	1086	1281	0	34
5009	276	287	0	11
5101	252	218	0	10
5102	1376	1319	0	48
5103	766	691	1	18
5104	1191	1108	1	30
5105	98	171	0	4
5106	491	559	1	26
5107	183	254	1	5
5202	1025	1017	0	31
5203	577	794	0	30
5204	918	1125	1	22

VOTES PERCENT

30
11,518

Multnomah County, Oregon
General Election
November 4, 2014

VOTES PERCENT

177,621 73.80
63,052 26.20

03 = OVER VOTES
04 = UNDER VOTES


NUMBERED KEY CANVASS

RUN DATE:11/21/14 10:25 AM

26-159 City of Portland

Vote for 1
01 = Yes
02 = No

	01	02	03	04
2701	314	159	0	18
3101	494	379	1	43
3301	2633	526	0	171
3302	2439	613	0	176
3303	1505	914	0	110
3501	409	262	0	26
3502	2395	1215	0	170
3601	835	316	0	40
3602	2055	299	0	164
3603	1620	296	1	125
3604	2284	704	0	151
3605	1768	599	0	158
3606	2717	867	2	151
3607	1452	429	0	81
3608	2171	616	0	149
3609	165	71	0	15
3610	2211	823	0	133
3611	2549	984	0	138
3612	2299	523	0	171
3801	2111	984	0	126
3802	1781	760	0	112
3803	2358	691	1	160
3804	1498	592	0	68
3805	1102	438	0	59
3808	170	17	0	16
4101	2321	575	1	127
4102	2200	982	0	142
4103	2078	789	0	92
4104	2711	662	0	122
4201	2526	355	0	161
4203	2309	345	0	171
4204	2880	522	0	166
4205	3093	569	1	149
4206	2778	569	1	171
4207	2721	411	0	174
4208	2449	459	0	144
4209	2532	548	0	168
4210	2556	716	1	161
4211	2564	842	1	149
4301	2518	678	2	115
4302	2335	510	0	136
4303	2542	404	0	170
4304	2600	559	0	163
4305	2598	754	0	129
4306	2615	533	0	189
4307	2199	824	0	170
4308	2758	624	0	129
4310	2621	402	1	156
4311	2004	376	1	78
4401	1814	805	0	120
4402	2315	840	0	146
4403	2120	668	1	113
4404	2062	744	2	131
4405	2487	770	1	126
4406	2346	864	0	133



Multnomah County, Oregon
General Election
November 4, 2014

VOTES PERCENT

177,621 73.80
63,052 26.20

03 = OVER VOTES
04 = UNDER VOTES

NUMBERED KEY CANVASS

RUN DATE:11/21/14 10:25 AM

26-159 City of Portland

Vote for 1
01 = Yes
02 = No

(CONTINUED FROM PREVIOUS PAGE)

	01	02	03	04
4407	1943	498	0	108
4408	1986	937	0	136
4409	766	410	0	70
4501	2662	894	0	135
4502	2274	880	0	159
4503	2572	585	2	127
4504	2854	763	1	100
4505	1474	631	0	116
4506	1317	701	1	135
4507	2513	639	0	174
4508	1924	676	0	163
4509	922	612	1	80
4510	788	688	0	66
4511	856	601	0	73
4601	2582	788	0	174
4602	2219	640	1	82
4603	2867	750	0	152
4604	1756	806	0	132
4605	2433	960	1	178
4606	2312	844	0	158
4607	1366	763	0	117
4608	923	503	0	67
4609	2438	842	0	152
4701	909	657	0	79
4702	272	205	0	22
4703	760	704	0	62
4704	1287	1046	0	118
4705	1748	929	0	174
4706	1076	855	0	82
4707	642	354	0	56
4708	1249	858	0	101
4709	641	519	0	59
4710	1353	1061	0	146
4801	461	366	2	27
4802	1432	901	1	136
4803	810	492	0	62
4804	527	292	0	40
4805	268	170	0	20
4806	531	442	0	42
4807	856	652	0	77
4902	4	16	0	3
5009	269	286	0	19
5101	287	169	0	24
5102	1471	1168	1	103
5103	811	604	0	61
5104	1117	1052	0	101
5106	106	67	1	18

Multnomah County, Oregon
General Election
November 4, 2014

VOTES PERCENT

VOTES PERCENT

2
214

03 = OVER VOTES
04 = UNOER VOTES

760 61.09
484 38.91

01	02	03	04
760	484	2	214

3-452 City of Lake Oswego
Vote for 1
01 = Yes
02 = No

3806

VOTES PERCENT

VOTES PERCENT


26-160 Metro
Vote for 1
01 = Yes
02 = No

191,720 76.28
59,620 23.72

03 = OVER VOTES
04 = UNDER VOTES

128
47,058

	01	02	03	04
2701	329	92	0	70
2702	445	103	0	99
3101	593	191	0	133
3102	206	58	0	41
3301	2120	616	1	593
3302	1946	716	2	564
3303	1683	478	1	367
3304	312	90	0	55
3501	451	141	0	105
3502	2560	662	0	558
3601	755	235	0	201
3602	1462	521	0	535
3603	1094	559	2	387
3604	2016	692	2	569
3605	1439	558	0	528
3606	2532	651	0	554
3607	1273	402	0	287
3608	1843	593	0	500
3609	293	74	0	64
3610	2131	560	2	499
3611	2520	592	2	557
3612	1790	691	2	510
3801	2237	589	1	450
3802	1812	451	0	390
3803	2055	598	3	554
3804	1460	395	0	303
3805	1040	311	1	247
3806	919	268	1	272
3807	544	168	0	126
3808	100	46	0	57
4101	2068	514	1	441
4102	2179	621	3	521
4103	2202	364	2	391
4104	2446	563	2	484
4201	1996	518	1	527
4203	1766	538	2	519
4204	2426	578	3	561
4205	2607	631	1	573
4206	2279	628	1	611
4207	2207	521	1	577
4208	2047	534	0	471
4209	2107	589	2	550
4210	2255	609	3	567
4211	2440	603	1	512
4301	2141	683	4	485
4302	1861	614	0	506
4303	1957	585	3	571
4304	2120	626	4	572
4305	2354	575	5	547
4306	2106	661	0	570
4307	2041	633	0	519
4308	2454	561	1	495
4310	2059	601	4	516
4311	1646	419	3	391
4401	1655	694	0	390



VOTES PERCENT

VOTES PERCENT

26-160 Metro

Vote for 1

01 = Yes

02 = No


191,720 76.28
59,620 23.72

03 = OVER VOTES
04 = UNDER VOTES

128
47,058

(CONTINUED FROM PREVIOUS PAGE)

	01	02	03	04
4402	2042	726	0	533
4403	1929	551	0	422
4404	1827	657	2	453
4405	2171	726	2	485
4406	2191	641	2	509
4407	1654	514	0	381
4408	1887	689	3	480
4409	747	281	1	217
4501	2659	535	1	496
4502	2229	598	1	485
4503	2213	562	0	511
4504	2734	489	0	495
4505	1535	356	0	330
4506	1330	487	1	336
4507	2261	513	0	552
4508	1682	604	3	474
4509	1005	356	1	253
4510	963	348	0	231
4511	927	355	1	247
4512	296	60	0	70
4601	2357	611	1	575
4602	2144	411	0	387
4603	2670	521	4	574
4604	1652	579	1	462
4605	2290	671	1	610
4606	2119	643	0	552
4607	1405	469	0	372
4608	866	407	0	220
4609	2227	651	3	551
4701	1012	359	0	274
4702	332	102	0	65
4703	965	310	0	251
4704	1619	651	1	390
4705	1737	636	1	477
4706	1213	554	0	254
4707	642	231	0	179
4708	1396	497	1	314
4709	735	302	0	182
4710	1498	672	0	390
4801	537	215	1	103
4802	1474	631	2	385
4803	802	391	0	171
4804	484	256	0	119
4805	267	123	0	68
4806	667	212	0	136
4807	920	414	0	251
4901	21	10	0	4
4902	7	7	0	9
4903	1625	688	1	475
4904	1457	595	2	398
4905	1909	638	0	444
4906	434	204	1	108
4907	148	48	0	30
4908	849	325	1	227
4909	1564	624	3	477



RUN DATE:11/21/14 10:25 AM

VOTES PERCENT

VOTES PERCENT

26-160 Metro
 Vote for 1
 01 = Yes
 02 = No

191,720 76.28
 59,620 23.72

03 = OVER VOTES
 04 = UNDER VOTES

128
 47,058

(CONTINUED FROM PREVIOUS PAGE)

	01	02	03	04
4910	1249	484	0	341
4911	1432	656	1	376
5001	1317	545	0	330
5002	1714	690	1	460
5003	1667	569	1	478
5004	1507	465	1	358
5005	853	376	1	227
5006	1477	491	1	371
5007	1476	520	0	364
5008	1534	486	1	380
5009	314	176	2	82
5101	285	123	2	70
5102	1698	678	2	365
5103	941	344	0	191
5104	1433	550	1	346
5105	160	73	0	40
5106	616	257	2	202
5107	270	92	0	81
5202	175	61	1	42
5203	612	255	2	146
5204	1285	459	0	322

RUN DATE:11/21/14 10:25 AM

VOTES PERCENT

VOTES PERCENT

26-161 Portland Schools

Vote for 1

01 = Yes


02 = No

147,592 72.35
56,399 27.65

03 = OVER VOTES
04 = UNDER VOTES

42
14,747

	01	02	03	04
2701	285	188	0	18
2702	370	238	1	38
3101	476	397	0	44
3102	624	505	0	55
3301	2427	656	0	247
3302	2150	791	0	287
3303	1400	989	4	128
3304	201	79	0	12
3501	390	274	0	33
3502	2175	1394	0	211
3601	730	380	1	80
3602	1833	405	0	280
3603	1441	404	1	196
3604	2139	897	0	243
3605	1585	713	0	227
3606	2527	1018	0	192
3607	1356	486	0	120
3608	1951	760	0	225
3609	288	122	0	21
3610	2095	903	0	194
3611	2383	1097	2	189
3612	2027	713	0	253
3801	1993	1125	2	157
3802	1627	889	0	137
3803	2188	778	1	243
3804	1375	669	0	114
3805	1023	489	0	87
3806	719	495	0	138
4101	2135	697	0	192
4102	2042	1057	1	224
4103	1903	894	0	162
4104	2500	790	2	203
4201	2353	440	1	248
4203	2174	391	0	260
4204	2696	628	1	243
4205	2935	621	0	256
4206	2603	637	0	279
4207	2561	490	0	255
4208	2305	515	1	231
4209	2346	654	1	247
4210	2434	776	1	223
4211	2368	966	0	222
4301	2305	792	1	215
4302	2210	557	0	214
4303	2414	473	3	226
4304	2455	630	0	237
4305	2436	815	2	228
4306	2471	602	0	264
4307	2035	906	0	252
4308	2565	746	0	200
4310	2453	479	0	248
4311	1870	450	1	138
4401	1711	852	1	175
4402	2090	982	0	229
4403	1997	730	0	175



NUMBERED KEY CANVASS

RUN DATE:11/21/14 10:25 AM

Multnomah County, Oregon
General Election
November 4, 2014

FINAL OFFICIAL RESULTS

REPORT-EL52 PAGE 0102

VOTES PERCENT

VOTES PERCENT

26-161 Portland Schools

Vote for 1

01 = Yes

02 = No

147,592 72.35
56,399 27.65

03 = OVER VOTES
04 = UNDER VOTES

42
14,747

(CONTINUED FROM PREVIOUS PAGE)

	01	02	03	04
4404	1968	782	1	188
4405	2277	916	1	190
4406	2148	987	1	207
4407	1826	555	1	167
4408	1839	1028	0	192
4409	364	211	0	35
4501	2518	996	3	174
4502	2108	979	0	226
4503	2409	690	2	185
4504	2615	932	1	170
4505	1385	704	0	132
4506	1135	680	0	157
4507	2323	760	1	242
4508	1739	685	0	238
4601	2421	870	0	253
4602	1989	810	0	143
4603	2638	890	0	241
4604	1604	882	0	208
4605	2201	1081	0	290
4606	2151	934	1	228
4608	815	582	0	96
4609	2231	961	0	240
4801	195	200	1	24
4802	1357	968	1	166
4803	744	539	0	81
4804	447	353	0	59

NUMBERED KEY CANVASS

Multnomah County, Oregon
General Election
November 4, 2014

FINAL OFFICIAL RESULTS

RUN DATE:11/21/14 10:25 AM

REPORT-EL52 PAGE 0103

26-163 Corbett Schools

VOTES PERCENT

VOTES PERCENT

Vote for 1

01 = Yes

02 = No

930 46.11
1,087 53.89

03 = OVER VOTES
04 = UNDER VOTES

0
24

01	02	03	04

930	1087	0	24

5202

NUMBERED KEY CANVASS

RUN DATE:11/21/14 10:25 AM

Multnomah County, Oregon
General Election
November 4, 2014

FINAL OFFICIAL RESULTS

REPORT-EL52 PAGE 0104

26-162 Sauvie Island Fire

VOTES PERCENT

VOTES PERCENT

Vote for 1

01 = Yes

02 = No

339 72.13
131 27.87

03 = OVER VOTES
04 = UNOER VOTES

0
20

01	02	03	04
339	131	0	20

3103

