

M U L T N O M A H C O U N T Y O R E G O N

POLICY AND LEGAL DETAIL | **2017**



Volume 1



Multnomah County, Oregon

multco.us



Deborah Kafoury **Multnomah County Chair**

501 SE Hawthorne Blvd., Suite 600
Portland, Oregon 97214
Phone: (503) 988-3308
Email: mult.chair@multco.us

Multnomah County **Executive Budget Message**

Introduction

Our community thrives when as many of us as possible have the opportunity to work, afford decent housing, care for our families and reach our potential. As County Chair, this executive budget reflects my commitment to the people of Multnomah County. It provides our dedicated county employees and programs the resources needed to support our collective success.

Careful management and the financial benefits of economic growth have put the county's finances on solid ground. Our reserves are funded and we have the opportunity to make longer term investments that will make our community stronger. If we invest wisely now, we can both save lives and give ourselves the chance to help more people more effectively in the future.

We must be ever mindful that the economic recovery has been uneven, bringing prosperity for some people but leaving too many others behind. Our priorities must change to prevent current gaps from becoming wider and becoming more expensive to close down the line.

We must not tolerate systems that ignore inequities; that incarcerate people with mental illness; or that treat pregnant women and children living in cars as acceptable ways of living. These experiences threaten our entire sense of community, the well-being of the next generation, and our basic values of justice, health and happiness.

A better future will require that we help families get into stable housing so that children know where they are going to school, doing their homework, and sleeping at night.

This budget adds an unprecedented \$10 million in new funding for housing and homeless services so that the dollars we dedicate later in a child's life -- on dental and medical care in our health clinics, on mental health counseling in schools, or enrichment from SUN School programming -- truly pay off.

This budget also funds mental health peer supports and addiction interventions to steer people toward treatment and recovery, not just into a jail cell.

It also acknowledges that many of our systems treat people in our community differently depending on their race and ethnicity. Improvements in our SUN schools programs and services can help improve those systems by further supporting the academic success of the children most affected by racism, poverty and trauma, and by tapping the strength of our culturally-specific community partners.

Housing and Homeless Services

This budget increases our investments in services for those who are homeless, facing eviction and experiencing housing instability. These investments are aligned with the City of Portland through A Home For Everyone, which brings together county and city resources, along with business and faith leaders and community organizations.

Joint office of homeless services: The county has been responsible for helping homeless families, while the city of Portland is responsible for helping homeless individuals. By bringing these resources under one roof, we will improve services we provide to everyone in our community who is experiencing homelessness.

Expanded shelter: Until we can find someone a permanent home, we need to offer them a safe place to sleep. This proposed budget includes \$2.4 million that will expand shelter capacity for homeless veterans, provide shelter for homeless individuals discharged from the Unity Center, for women escaping domestic violence, women and couples and for chronically homeless people.

Expanded rapid rehousing: Getting families into housing as quickly as possible makes it easier for them to get back on their feet. I am proposing to expand our investment in rapid rehousing services by \$4.4 million, including housing placement and retention services targeting east Multnomah County.

Expanded housing supports: This budget includes \$1.8 million in expanded supportive housing for people with disabilities, veterans and support services to help stabilize people once they've found housing.

Expanded homeless diversion: The budget includes \$440,000 that will help keep people from being without a place to sleep, including new flexible funds for shelter providers who can help families maintain a safe but temporary living situation with a friend or family.

Addressing Inequities

This budget continues to make investments and sustain programs that will reduce the depth of disparities faced by people of color in Multnomah County, and the economic disenfranchisement that has followed the Great Recession.

Last year, the county expanded our SUN Schools to new locations and changed the way we provide services in classrooms countywide, deepening our partnership with community organizations. This budget continues that work, as well as maintaining other important investments that will make our county more equitable.

Summer Works: This budget doubles our investment in the Summer Works internship program that is a key component of reducing school dropout rates and developing a regional workforce.

Promise neighborhoods: This budget continues our \$2 million investment in Promise Neighborhoods/Successful Families 2020, which is a collective impact effort of culturally specific and culturally responsive non-profits providing targeted services in East County. This effort is designed to improve outcomes for youth and families of color and immigrant and refugee families.

Health Equity Initiative: In order to address the root causes of the racial disparities in health we see throughout the county, I have included \$1.2 million in funding for the Health Equity Initiative which builds authentic partnerships with cross-cultural community organizations to bridge gaps in service and improve care.

Senior hunger initiative: This budget includes \$261,000 in ongoing funding to provide culturally specific meals to seniors, ensuring they have food that matches the cultural tradition of our diverse communities.

Healthy and Safe Communities

In order for our community to be healthy and safe, we need to address the disparities that we find throughout our criminal justice system and push our system to focus on the root causes of illness, incarceration and poverty.

Better outcomes in public safety: This budget starts to change our reliance on jail as the only option, reducing jail beds and investing that money in services that will prevent recidivism and make our community safer.

Youth mentoring: This budget includes \$223,000 in ongoing funding for mentors to connect with gang-impacted youth, helping them develop personally and professionally.

Anti violence program: This budget adds \$450,000 in ongoing funding for our public health approach to address violence. This work identifies youth most affected by violence and connects them to positive programming. It helps to build community capacity to identify root causes and prevent violence before it starts.

Peer support: In order to ensure more meaningful engagement and involvement from consumers, this budget includes new funding for a peer support team for those living with mental illness.

Earthquake ready infrastructure: This budget invests nearly \$25 million in replacing seismically unsound county buildings, ensuring that our facilities used by employees and the public are safe.

Conclusion

Throughout this budget I have tried to reflect the concerns and aspirations of our community. But at the same time, I know that more is needed from the county and I am

committed to continue to look for ways to be more effective, equitable and community minded.

I want to thank the Citizen Advisory Budget Committee, volunteers who spent their evenings combing through county programs and providing important insight into how we best spend taxpayer dollars.

And with that mission of constant improvement in mind, I want to acknowledge my colleagues, Commissioners Jules Bailey, Loretta Smith, Judy Shiprack and Diane McKeel for providing their perspectives and leadership to the county budget process.

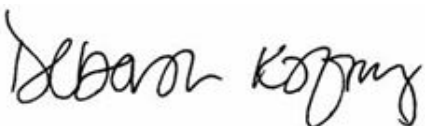
Additionally, I'd like to thank District Attorney Rod Underhill, Sheriff Dan Staton, and County Auditor Steve March for sharing their input and expertise.

But this document wouldn't exist at all if it weren't for Interim-Budget Director and County Economist Mike Jaspin and his team. Their thoughtful analysis and committed professionalism make sure that every line item is in place and every side of the ledger is balanced. County department directors, departmental leaders and budget staff throughout Multnomah County contributed countless hours to this document, which reflects their perspectives and the values of the county.

I also want to thank my staff, in particular Chief of Staff Nancy Bennett and Chief Operating Officer Marissa Madrigal for their work this year.

This budget reflects the challenges that we face as a community, but it also highlights the important work that Multnomah County can do to help those who need it. And I think it's always important to acknowledge the thousands of Multnomah County employees who go to work each day determined to change someone's life for the better. Thank you all for your dedication and hard work.

Sincerely,

A handwritten signature in black ink that reads "Deborah Kafoury". The signature is written in a cursive, flowing style.

Deborah Kafoury
Multnomah County Chair

Table of Contents

Reader's Guide	3
How We Budget	4
Local Budget Law	4
<i>Governmental Funds</i>	6
<i>Proprietary Funds</i>	6
<i>Fiduciary Funds</i>	6
Measuring Performance	7
Four Phases of the Budget Process	7
<i>Phase I - Requested Budget</i>	7
<i>Phase II - Proposed Budget</i>	7
<i>Phase III - Approved Budget</i>	8
<i>Phase IV - Adopted Budget</i>	8
Public Testimony and Hearings	9
Budget Calendar	10
Modifying the Budget and Supplemental Budgets	10
Where to Find Other Information	11

(this page intentionally left blank)

Reader's Guide

The budget document for Multnomah County consists of two separate volumes that have the following structure:

Policy Document and Legal Detail - Volume 1 contains the following sections:

- Chair's Message – The County Chair's budget message to the community.
- How Multnomah County Budgets – A description of the budget process with information on opportunities for public input and other resources.
- Budget Director's Message – An introduction and general overview to the budget and discussion of key issues that affect budget decisions.
- Summaries – A set of summaries of resources and requirements, property tax information, cash transfers and debt management.
- Department Budget by Fund (Legal Detail) – A listing of expenditure and position detail, grouped department and then by fund within each department.
- Financial Summary (All Funds) - A listing of expenditure and revenue detail, grouped by fund and then by department within each fund.
- Capital Budget – A summary of program offers that fall under the County's plan to determine long term financing for fixed assets.
- Financial and Budget Policies – A summary of the Board approved policies that dictate how the County approaches financial decisions.

Program Information by Department Volume 2 contains a section for each department. The budget is structured around the County's nine distinct operating departments, as well as, a "Nondepartmental" department grouping.

Each section contains a summary narrative portion followed by detail pages for each of the department's program offers. Programs identified as one-time-only have been designated to end by the last day of the fiscal year under consideration unless otherwise noted. The narrative portions include department and division overviews as well as three lists: (1) budget trends (2) budget by division and (3) a list of the departments programs.

How We Budget

Multnomah County's Board of Commissioners adopts an annual budget to plan for the effective delivery of services to its citizens and to responsibly manage the public resources that support these services. Budgeting in Oregon is a collaboration between the community members who receive the services and the elected or appointed officials who are responsible for the provision of those services. Community involvement in the budget process ensures that desired services are adequately funded, while County officials ensure that the budget balances competing needs, is fiscally sustainable, and meets legal requirements.

Local Budget Law

Multnomah County's budget is developed within constraints imposed by Oregon's Local Budget Law, Chapter 294 of the Oregon Revised Statutes. The law has four major objectives:

1. To provide standard procedures for preparing, presenting, and administering local budgets;
2. To ensure involvement in the preparation of the budget;
3. To provide for a method of estimating revenues, expenditures, and proposed taxes; and
4. To offer a way of outlining the programs and services provided by local governments and the fiscal policy used to carry them out.

Local Budget Law requires that appropriations be established by department for each fund. Expenditures may not legally exceed appropriations at the fund level for each department. Local Budget Law also establishes the Tax Supervising and Conservation Commission (TSCC) to review the budgets of jurisdictions within Multnomah County (including the County) for compliance with the law.

Fund Structure and Basis of Budgeting and Accounting

Funds are legally established accounting entities with a self-balancing set of accounts that are established to track specific revenues or services. Multnomah County has 32 funds. These funds include General Fund, Special Revenue Funds, Debt Service Funds, Capital Projects Funds, Internal Services Funds, and one Enterprise Fund:

Modified Accrual Basis of Budgeting

The budget is prepared on a modified accrual basis, the same accounting basis as that of the General Fund, Special Revenue Funds, and Debt Service and Capital Project Funds (the Internal Services and Enterprise Funds are accounted for using accrual accounting). The basis defines the timing of when revenues and expenditure transactions are recognized for recording purposes. The budget estimates revenues based on whether they are measurable and available within the current period and expenditures on when they will likely occur. Governmental accounting focuses on disclosing how public money is spent during a discrete period.

One exception is the acknowledgement of revenues. Property Tax and Business Income Tax (BIT) revenues are acknowledged in the budget for 60 days after close of the fiscal year. All annual appropriations lapse at fiscal year end. Items not fully expended must be re-budgeted in the following fiscal year.

Accrual and Modified Accrual Basis of Accounting

Governmental accounting, governed by state statute and Generally Accepted Accounting Principles (GAAP), differs substantially from private sector accounting. Private sector financial reports measure economic profits, whereas governmental accounting focuses on how public money is spent.

The government-wide financial statements are reported using the *economic resources measurement focus* and the *accrual basis of accounting*, as are the proprietary fund and fiduciary fund financial statements. Revenues are recorded when earned and expenses are recorded when a liability is incurred, regardless of the timing of related cash flows. Property taxes are recognized as revenues in the year for which they are levied. Grants and similar items are recognized as revenue as soon as all the provider requirements are met.

Governmental *fund* financial statements are reported using the *current financial resources measurement focus* and the *modified accrual basis of accounting*. Revenues are recognized as soon as they are both measurable and available. Revenues are considered to be *available* when they are collectible within the current period or soon enough thereafter to pay liabilities of the current period. The government considers revenues to be available if they are collected within 60 days of the end of the current fiscal period. Expenditures generally are recorded when a liability is incurred, as under accrual accounting. However, debt service expenditures, as well as expenditures related to compensated absences and claims and judgments, are recorded only when payment is due.

Type of Fund	Type of Resources or Expenditures	Example	Basis of Budgeting	Basis of Accounting
General Fund	Discretionary	General Fund	Modified Accrual	Modified Accrual
Special Revenue Fund	Restricted to a specific purpose	Road Fund	Modified Accrual	Modified Accrual
Debt Service Fund	Pay debt service	General Obligation Bond Fund	Modified Accrual	Modified Accrual
Capital Projects Fund	Capital Improvements and Asset Preservation	Capital Improvement Fund	Modified Accrual	Modified Accrual
Internal Services Fund	Internal business functions	Fleet Services	Modified Accrual	Full Accrual
Enterprise Fund	External business functions	Behavioral Health Managed Care Fund	Modified Accrual	Full Accrual

Fund Accounting Structure

Governmental Funds

Proprietary Funds

Fiduciary Funds

According to local budget law and the Governmental Accounting Standards Boards (GASB), the County is required to establish and maintain various funds. Each year the Chief Financial Officer is responsible for preparing and presenting a resolution to the Board defining the various County funds. The County will adhere to Generally Accepted Accounting Principles and GASB when creating a fund and determining if it is to be a dedicated fund. The following types of funds should be used by state/local governments:

- **General Fund** - to account for all financial resources not accounted for and reported in another fund.
- **Special Revenue Funds** - Restricted or committed specific revenue sources will comprise a substantial portion of the fund's resources, but the special revenue fund may also include other restricted, committed and assigned resources. The County will establish a Special Revenue Fund when 30% or more of the resources in the fund are restricted.
- **Capital Projects Funds** - to account for and report financial resources that are restricted, committed or assigned to expenditures for capital outlays, including the acquisition or construction of capital facilities and other capital assets. Capital projects funds exclude those types of capital-related outflows financed by proprietary funds or for assets that will be held in trust for individuals, private organizations or other governments.
- **Debt Service Funds** - to account for and report financial resources that are restricted, committed or assigned to expenditure for principal and interest. Debt service funds should be used to report resources if legally mandated. Financial resources that are being accumulated for principal and interest maturing in future years also will be reported in debt service funds.
- **Enterprise Funds** - to account for operations (a) that are financed and operated in a manner similar to private businesses, where the intent of the governing body is that the costs of providing goods or services to the public on a continuing basis be financed or recovered through user charges; or (b) where the governing body has decided that periodic determination of revenue earned, expenses incurred, and/or net income is appropriate for capital maintenance, public policy, management control, or accountability.
- **Internal Service Funds** - to account for the financing of goods or services provided by one department or agency to other sections of the governmental unit, or to other governmental units, on a cost-reimbursement basis.
- **Trust and Agency Funds** - to account for assets held in a trustee capacity or as an agent for individuals, private organizations, governmental units, and/or other funds. These include: (a) Expendable Trust Funds; (b) Nonexpendable Trust Funds; (c) Pension Trust Funds; and (d) Agency Funds.

Measuring Performance

Performance measurement is an integral part of the budgeting process in Multnomah County. Performance measurement is a management tool to improve operations and services and communicate program results to the community. Performance measures are integrated into each program offer and the department narratives to ensure accountability and to establish a link between resources and results. A more detailed discussion of performance measurement can be found in the Introduction section of Volume 2.

Four Phases of the Budget Process

Multnomah County uses an incremental budgeting process in which departments are given expenditures targets that they cannot exceed. The budget process consists of four distinct phases:

Phase I - The departments provide their submitted budgets

Phase II - The Chair develops the Proposed Budget

Phase III - The Board approves the Proposed Budget

Phase IV - The Board adopts the final budget

Phase I - Requested Budget

Phase I - Departments Submit their Requested Budgets

Multnomah County's budget process begins in early fall with a review by the Budget Director and department directors of the most recent budget development cycle. Survey comments are collected from department budget staff and feedback is incorporated into the process where appropriate. In mid-to-late fall the Budget Office presents the General Fund Five-Year Forecast to the Board of Commissioners informing them of the fiscal health of the County for the foreseeable future. The forecast is typically updated in February, when the budget process is further along.

In conjunction with the County Chair's Office, the Budget Office issues guidelines to set broad limits and direction for the County's budget cycle. Based on the General Fund forecast, departments are directed to constrain, maintain or expand their operating costs by a targeted amount. From January through February, department heads, the Chair's Office, and the Budget Office meet to discuss proposed budget changes in order to provide policy direction to the departments prior to submitting their budget requests.

Phase II - Proposed Budget

Phase II - The Chair Prepares the Proposed Budget

Beginning in February and ending in March, meetings occur between the Chair, the Chief Operating Officer, Budget Office staff, elected officials and department directors to review and discuss the department's submitted budgets. The sessions are designed to provide two-way communication concerning budget needs and assessments, and also to provide information that would assist the Chair in developing a responsible and balanced budget. During this time, the Chair's Office focuses on short and long term goals and objectives to provide the basis of the budget plan for the fiscal year.

Phase III - Approved Budget



Phase IV - Adopted Budget

Phase III - The Board Approves the Budget and TSCC Reviews

The Chair's Proposed Budget is submitted to the Board of Commissioners for discussion. The Proposed Budget must be approved by the Board no later than May 15th and submitted to the Tax Supervising and Conservation Commission (TSCC), a five-member citizen board appointed by the Governor that helps determine whether the County's budget complies with Local Budget Law. The TSCC holds a public hearing and returns the budget to the County, no later than June 28th. Accompanying the budget is a letter of certification with instructions for corrections, recommendations, and objections. The Board is required to respond to these recommendations and objections. Approval and forwarding the budget meets the legal requirements of Oregon Budget Law and allows the Board to begin public deliberation of the budget.

After the budget has been submitted to the TSCC, no fund may be increased by more than 10% in total revenue, and no property tax greater than the amounts included in the Proposed Budget may be levied. Voting to forward the budget without extensive public review and comment might produce adverse comment, if it were not clearly understood that the process meets a technical requirement of the law, or if the Board were not to hold extensive public review before adopting the budget.

Phase IV – The Board Adopts the Budget

The adoption process begins after the budget is approved. Five weeks of work sessions and public hearings are scheduled prior to adopting the budget in May. During the work sessions, the Board may propose amendments to the Approved Budget. The amendments get voted on as part of the budget adoption.

An important part of this final phase is community input --the Citizen Involvement Committee (CIC), the departments' Citizen Budget Advisory Committees (CBAC's), and public hearings held during the evening, all provide an opportunity for direct feedback from the community and facilitate a participatory budget process. In May, the Board adopts the budget, makes appropriations, and declares tax levies in a public meeting.

Public Testimony and Hearings

Community input is an important part of Multnomah County budget development. Community input comes from the Citizen Involvement Committee, the departments' Citizen Budget Advisory Committees, and public hearings and forums that together provide an opportunity for direct feedback from the community and facilitate a participatory budget process.

Community members have several opportunities to testify on the budget in person and written testimony can be hand delivered, mailed, faxed or submitted via e-mail.

Annual Budget Hearings

The Board, sitting as the Budget Committee, will hold public hearings after the approval of the Chair's budget and before the final budget adoption. Hearings are scheduled from 6:00 p.m. – 8:00 p.m. in the following locations:

- April 27, 2016 – Immigrant and Refugee Community Organization (IRCO) Gymnasium, 10301 NE Glisan, Portland, Oregon (hosted by the Communities of Color)
- May 4, 2016 – East County Building, Sharron Kelley Room, 600 NE 8th St., Gresham, Oregon
- May 11, 2016 – Multnomah Building, Board Room 100, 501 SE Hawthorne Blvd., Portland, Oregon

The Tax Supervising and Conservation Commission Hearing

On May 18, 2016 at 9:30 a.m. TSCC will convene a public hearing on the budget at the Multnomah Building (501 SE Hawthorne Blvd.)

The Budget Hearing

Testimony will also be taken at the Board session for final adoption of the budget on May 26, 2016.

Budget Calendar

The budget calendar can be found on the County's website at: <http://multco.us/budget/calendar>.

Major budget milestone dates include:

- Nov. 2015-Mar. 2016 Chair's Office meetings with departments to discuss strategic directions
- Dec. 11, 2015 Release of budget instructions to departments
- Feb. 12, 2016 Due date for department's submitted budgets
- April 21, 2016 Chair Executive Budget proposal
- April - June 2016 Budget work sessions and hearings
- May 18, 2016 TSCC public hearing
- May 26, 2016 Board budget adoption

Modifying the Budget and Supplemental Budgets

The adopted budget is the County's financial and operational plan for the fiscal year. However, during the year, events occur which require the plan to be modified. State law gives the Board of County Commissioners wide latitude to change the budget during the year. County departments request changes, and then the Board must review them, before passing any resolution to approve them. The appropriation of new, unanticipated revenue requires that the Board adopt a supplemental budget through a resolution.

During the year, the Board has the authority to:

- alter appropriations to reflect changed priorities during the year;
- incorporate new grant revenue into the expenditure plan;
- change approved staffing levels; and
- transfer appropriations from contingency accounts.

Where to Find Other Information

Comprehensive Annual Financial Report (CAFR)

<https://web.multco.us/finance/financial-reports>

The CAFR reports actual revenues and expenditures for the last completed fiscal year, discusses financial policies, and provides demographic and economic information about the region. The CAFR, required by state statute, is prepared in accordance with Generally Accepted Accounting Principles (GAAP). It reconciles differences between the budgetary basis – as presented in the annual Adopted Budget – and the modified accrual method used for the CAFR.

Tax Supervising and Conservation Commission Annual Report

www.tscmultco.com

This report discusses the property tax system and taxing levels and summarizes budgeted and actual revenues and expenditures for all governments in Multnomah County.

County Auditor's Financial Condition Report

<https://web.multco.us/auditor>

This report discusses the performance of the County and the region according to guidelines recommended by the International City Managers' Association.

Citizen Budget Advisory Committees (CBACs)

<https://web.multco.us/oci/citizen-budget-advisory-committees-cbacs>

CBACs are appointed by the Citizen Involvement Committee and partner with Commissioners, departments, and the public during the budget cycle. CBACs monitor department budgets and operations and identify issues for the Commissioners' consideration. All County departments have a CBAC and each committee presents reports during the Budget work sessions.

Budget Website

www.multco.us/budget

The County's Central Budget Office home page contains budget information by year, the budget calendar, current and upcoming year budget documents, economic forecasts and revenue information and other tools, forms, and resources.

Table of Contents

Introduction	3
Planning for FY 2017	5
<i>Economic Climate</i>	5
<i>Forecasting the General Fund</i>	6
<i>Local Revenues</i>	6
<i>Cost Drivers</i>	7
<i>Policy Direction from the Chair and Balancing the General Fund</i>	8
Overview of Additions & Reductions	9
<i>Health & Human Services Additions</i>	9
<i>Health & Human Services Reductions</i>	10
<i>Public Safety Additions</i>	11
<i>Public Safety Reductions</i>	11
<i>Library Additions</i>	12
<i>General Government Additions</i>	12
<i>General Government Reductions</i>	13
<i>Joint Agency Homeless Services Additions</i>	13
Budget Overview - All Funds	14
<i>Fund Comparison: Year over Year</i>	15
<i>Department Requirements All Funds (\$1.48 billion)</i>	16
<i>Department Revenues All Funds (\$1.54 billion)</i>	17
The General Fund.....	18
<i>General Fund Expenditures and Reserves (\$583.1 million)</i>	18
<i>General Fund Revenues</i>	19
<i>Use of One-Time-Only (OTO) Funds</i>	19
<i>One-Time-Only Resources Spent on One-Time-Only Programs</i>	20
<i>General Fund Reserves</i>	21
Policy Issues and Opportunities.....	21
<i>Organization-wide Issues</i>	21
<i>Personnel Costs</i>	23
<i>Investing in Infrastructure</i>	24
<i>New Information Technology</i>	27
<i>Future Budget Pressure</i>	28
Multnomah County Organization Chart.....	30
Appreciation.....	31

(this page intentionally left blank)

Introduction

Multnomah County's \$1.87 billion FY 2017 Proposed budget is balanced over a three-year period and strikes a balance between addressing our community's pressing needs today and investing for the future.

Investments in the future are balanced as well, reflecting investments in infrastructure, people, and financial resiliency. The investments span the County's departments and geography, and are targeted across our diverse population.

The County's ability to balance its budget over multiple years and address our community's needs is due to the region's strong economy, but also the prudent financial management of the Chair and Board. As the economy has recovered and grown, the Board has adhered to its financial policies by focusing on long-term planning, maintaining low debt obligations and high bond ratings.

The FY 2017 budget addresses our community's needs today. Several examples include:

- Adding over \$10 million in General Fund resources to address homelessness and housing needs
- Backfilling \$450,000 of grant funds with General Fund to continue the STRYVE (Striving to Reduce Youth Violence Everywhere) program
- Adding \$438,666 to address staffing and facility needs at Animal Services
- Adding \$200,000 for new capacity to provide victims of sexual assault with services and \$192,376 for increased public guardian capacity

The budget devotes an additional \$34 million of one-time-only General Fund resources to capital infrastructure. This not only address the County's capital needs, but reduces future borrowing needs. These include:

- \$19.9 million for the new Downtown Courthouse, in addition to the \$28.1 million provided in FY 2016.
- \$3.0 million for replacement of the Hansen building in East Multnomah County.
- \$1.8 million for the North Portland Dental Clinic.
- \$7.5 million to consolidate the Department of Community Justice facilities in a mid-County campus.
- \$1.85 million for replacement of the District Attorney's CRIMES software.

The Proposed budget does not lose sight that the strong Portland economy is not recession-proof. Even without a recession, the County's revenue growth is projected to slow while labor costs are projected to grow at a faster rate. The proposed budget provides financial resiliency by:

- Balancing the budget over a three year period
- Contributing \$25 million to a PERS side account to address the County's unfunded liability
- Preemptively raising our internal PERS rates by 2% to address future increases
- Fully funding our General Fund Reserves per the Board's Policy
- Funding a 10% business income tax (BIT) reserve
- Spending one-time-only resources on one-time-only expenditures
- Using one-time-only funds to address capital needs to reduce future borrowing requirements, saving \$1.95 million in ongoing debt payments

The FY 2017 budget does include a number of reductions and reallocations. Of significant note are:

- Administrative and back-office reductions across a number of departments
- The closure of two jail dorms (118 beds) at Inverness Jail.

While the focus of budget discussions tends to naturally fall on the 'adds and cuts', the vast majority of the County's programs are unchanged from FY 2016. And, the County's 5,000 plus employees (5,146.91 FTE (full time equivalents)) will continue to provide services ranging from law enforcement and health care to bridge maintenance and elections in FY 2017.

The following pages and the two volumes that make-up the FY 2017 Proposed budget contain much more information on the County's financial picture and operational and investment plans for FY 2017.

We encourage you to attend a budget hearing or ask questions. The County's budget information for FY 2017, as well as past years, can be found at: www.multco.us/budget. The Board's work session schedule can be found here: www.multco.us/file/40948/download.

Planning for FY 2017

Economic Climate

The Portland metropolitan economy remains remarkably strong, growing above its historical growth rate since mid-2012. Unemployment in Multnomah County has fallen to 4.1% as of February 2016, and from February 2015 to February 2016 non-farm employment grew by 12,400 - from 479,000 to 491,400, a 2.6% increase. At the state level, Oregon's unemployment rate remained below the U.S. rate, continuing to fall to 4.8% in February. Low oil prices, and hence gasoline prices, have benefited Oregon consumers, while the dearth of oil related industries in Oregon has meant little negative impact from reduced employment in oil related industries.

At the national level, Gross Domestic Product (GDP) – the output of goods and services produced in the U.S. – increased at an annual rate of 1.4% in the final quarter of 2015, but 2.0% and 3.9% in the preceding two quarters of FY 2015. The 2016 annual growth rate is expected to be in the 2.0% to 2.7% range.

Locally, the residential real estate market remained strong in calendar year 2015. As measured by the S&P Case-Shiller Home Price Index for the Portland metropolitan area, home prices increased 11.4% during 2015. It was not uncommon to see homes sell in a matter of days with multiple offers. For some perspective, Portland house prices peaked in July 2007 and then fell 30.6% before stabilizing. With the recent price gains, prices have finally exceeded the previous peak. As of January 2016, prices were 2.4% above the July 2007 peak.

Even with the Federal Reserve's action to raise rates, mortgage interest rates remain at historically- low levels. Combined with limited inventory, population growth, and employment gains, house prices should see further price increases. These increases continue to be tempered by affordability concerns as many homes in close-in Portland neighborhoods are becoming increasingly unaffordable. Consequently, mid single-digit increases are expected during 2016. Apartment construction continues to boom within Portland with supply starting to catch-up with demand. During calendar year 2015, real market values of multifamily housing grew 22.5%.

Unemployment rates at the local, state, and national levels continue to fall from the double digits seen in 2009 and 2010. As of March 2016, the U.S. unemployment rate stood at 5.0%, vs. 5.5% a year earlier. For Oregon, the February 2016 rate was 5.4% vs. 5.8% a year earlier. In Multnomah County, the similar figures are 4.1% vs. 5.1% a year earlier. With nonfarm employment in Multnomah County at 491,400, employment levels are roughly 29,000 or 6.3% higher than pre-recession levels. The strong job growth and falling unemployment rate have finally led to real wage growth, which had been missing from the recovery.

Forecasting the General Fund

The Oregon Office of Economic Analysis forecasts employment growth of 2.7% in 2016 and 2.6% in 2017, and personal income growth of 4.7% in 2016 and 4.6% in 2017.

Multnomah County uses ongoing financial forecasting and monitoring to estimate revenues and expenditures in the General Fund, the County's largest source of discretionary revenues. Forecasts are made for a five-year time horizon and updated on a quarterly basis. The forecast helps form the basis on which Multnomah County builds its annual budget.

The Budget Office's March 2016 Five-Year Forecast projected ongoing revenues exceeding ongoing expenditures by \$21.3 million, or 4.8%, for FY 2017. The 'surplus' shrinks over the life of the forecast, leaving a small deficit of \$1.8 million, or 0.3%, in FY 2021, the fifth year of the forecast.

This forecast does not assume any additional debt payments associated with the proposed Downtown Courthouse replacement project or the new Health Department headquarters building. Accounting for potential debt payments for these two projects, the County could support existing programs for the next three years, or through FY 2019. In the fifth year of the forecast, or FY 2021, the County would face a deficit of \$12.2 million, or 2.3%.

Based on this forecast and assuming a five-year planning horizon, the County cannot support any additional ongoing spending without reallocating from existing programs, increasing revenues, or increasing operational or programmatic efficiencies.

More information on the County's forecast can be found at www.multco.us/budget.

Local Revenues

Property tax is the single largest discretionary source of revenue in the General Fund, accounting for 60% of ongoing revenues. General Fund growth, therefore, is particularly sensitive to taxable value growth and compression. The FY 2017 budget assumes the following rates of growth (as measured from the FY 2016 Adopted budget) for each revenue source:

- Property Tax – An increase of 5.8%
- Business Income Tax – An increase of 6.9%
- Motor Vehicle Rental Tax – An increase of 7.5%
- Recording Fees/CAFFA Grant – An increase of 11.1%
- US Marshal Jail Bed Rental – A decline of 9.1%

As measured from the FY 2016 Adopted budget, ongoing General Fund resources for FY 2017 are projected to increase by nearly 5.1%. However, as measured from currently forecasted FY 2016 revenues, ongoing General Fund resources are projected to increase a more modest 3.1%.

Cost Drivers

Expenditures are forecast to grow at roughly 4.0% to 4.5% annually through FY 2021, a rate of growth that takes into account inflation, employee compensation, and long-term fixed costs. For FY 2017, the cost of providing current service levels is expected to grow at 4.2%. This relatively strong rate versus prior years is driven by personnel costs, which are forecast to grow at nearly 5.0%. Specifically, the personnel cost increase is driven by:

- Cost of Living Adjustment: 1.60% (of base pay)
- Step/Merit Increases: 1.85% (of base pay)
- Medical/Dental: 6.0%
- PERS: 2.00% (of base pay)

Two items warrant further discussion. First, FY 2017 marks the first time in five years that medical/dental rates charged to departments have increased. These rates are projected to continue increasing modestly above inflation rates in the upcoming years after a period of below average growth.

Secondly, the County's pension costs via the Public Employee's Retirement System (PERS) are expected to rise significantly over the foreseeable future. This is due to a number of factors, which are discussed in more detail later, but are driven by three simple factors:

1. On April 30, 2015 the Oregon Supreme Court in the *Moro* case invalidated the majority of the 2013 reforms passed by the Oregon Legislature.
2. The PERS Board reduced the assumed earnings rate from 7.75% to 7.50%.
3. The PERS Board updated its mortality assumptions.

The impact of these changes was to increase the County's unfunded liability (UAL) from \$89.2 million to \$379.9 million. This increase does not include any impacts due to earnings below the assumed rate PERS experienced during calendar year 2015.

The County has historically 'smoothed' the internal rates it charges to departments to provide predictability, stability and mitigate risk. In FY 2017, the rates charged to departments were increased by 2% of base pay to begin addressing the significant future increases in the County's rates and unfunded liability.

For FY 2017, internal service rates charged to departments for items such as information technology and facilities services are assumed to increase 3.73%. As the County's internal services are heavily labor dependent, the increase in personnel cost growth has put upward pressure on internal costs. This has been somewhat offset by lower energy costs.

Policy Direction from the Chair and Balancing the General Fund

The Chair directed all departments to submit General Fund budgets that reflected a 2% reduction from current service level budgets as a starting point for the FY 2017 budget. These reductions generated \$7.5 million in 'savings' for the Chair to reallocate. Departments could also propose service expansions, restoration of reductions, backfill of grants, and new programs. Departments were also able to request one-time-only funds.

The Chair's Proposed General Fund was balanced by:

- Treating \$22.3 million of the FY 2017 ongoing funds as one-time-only to balance the budget for the next three years. This assumes the General Fund will need to cover debt payments for the Courthouse and Health Department Headquarters by FY 2019.
- Accepting some, but not all, of the proposed departmental reductions.
- Allocating \$34.0 million to capital projects.
- Adding \$11.0 million to homeless & housing related services.
- Allocating \$7.5 million for restorations, expansions, and backfills of grant funds outside of capital projects and homeless & housing related services.

Per past practice, the BIT reserve is funded at 10% of BIT revenues for FY 2017. This is on top of the County's 10% General Fund revenue reserve. The FY 2017 budget conservatively assumes that departments will fully spend their FY 2016 General Fund appropriations.

The Chair's budget message provides additional information on her policy initiatives. The following sections of the Budget Director's Message provide more detailed information on the County's one-time-only resources and spending.

Overview of Additions & Reductions

Health & Human Services Additions

The FY 2017 budget includes a number of General Fund additions and reductions. The following tables summarize these by broad service area. Investments in infrastructure have been included by the most relevant service area. The additions to the newly created Joint Office for Homeless Services are reported in their own table, given their size and importance. The tables do not reflect cuts that were proposed by departments but restored in the Chair's Proposed budget.

Looking at both the reductions and additions, one can see how resources were reallocated.

Prog. #	Program Offer Name	General Fund Adds	FTE Adds
County Human Services			
25002B	Business Services and Operations	77,349	1.00
25003	Economic Opportunity Initiative	225,000	0.00
25006	Food Policy - SNAP Eligibility	103,744	1.00
25026B	ADVSD Public Guardian/Conservator Expansion	115,027	1.00
25049	Sexual Assault Services	200,000	0.00
25115B	Benefits Recovery Program - Benefits Services	250,000	0.00
25133	Housing Stabilization for Vulnerable Populations (Facilities-based Transitional Housing)	243,244	0.00
25138	East County Youth Reception	75,000	0.00
25139B	Multnomah Stability Initiative- Employment Services	250,000	0.00
25149B	SUN Youth Advocacy Program Funding Enhancement	304,561	0.00
25159B	Attendance Initiative	240,000	0.00
Health Department			
40004B	Ambulance Service Plan Consulting Services	100,000	0.00
40011D	HIV Pre-Exposure Prophylaxis Strategy (PrEP)	104,217	0.75
40017B	North PDX Dental Expansion	1,800,000	0.00
40038B	Public Health Approach to Preventing Community Violence	450,000	2.83
40038C	Training Community Health Workers for Immigrant and Refugee Communities	100,000	0.75
40058	Healthy Birth Initiative	50,000	0.00
40065B	MHASD Office of Consumer Engagement	150,000	2.00
40092	Community Primary Care Expansion	500,000	0.00
County Management			
72040	Tax Title Affordable Housing	2,500,000	0.00
Total		7,838,142	9.33

Health & Human Services Reductions

The single largest General Fund reduction in the Health and Human Services area is not a service cut, but rather using non-County General Fund resources to cover some Quality Assurance costs in the Health Department. This effectively allows the General Fund resources to re-allocated.

Several domestic violence related programs have been reduced. A number of these reductions reflect a reorganization and shifting of work. The reductions include an office assistant, a supervisory position (that was replaced with a senior program specialist), and reduced professional services.

Prog. #	Program Offer Name	General Fund Reductions	FTE Cuts
County Human Services			
25000	Director's Office	(64,620)	0.00
25020	ADVSD Access & Early Intervention Services	(97,887)	0.00
25044	Domestic Violence Coordination	(215,910)	(2.00)
25045	Domestic Violence Defending Childhood Program	(103,680)	0.00
25139	Multnomah Stability Initiative (Youth Employment Services)	(59,117)	0.00
25147	Child and Family Hunger Relief (Growing gardens and Hunger Outreach)	(87,910)	0.00
25154	SUN Youth Substance Abuse Prevention Services	(130,000)	0.00
Various	Various throughout department	(68,839)	0.00
Health Department			
40011	STD/HIV/Hep C Community Prevention Program	(92,961)	(1.25)
40034	Quality Assurance (Funding swap w/Other Funds, no cut)	(294,950)	0.00
40037A	Environmental Health Community Programs	(66,520)	(0.50)
40039	Human Resources and Training	(152,483)	(1.00)
40043	Health Department Operations	(68,948)	0.00
Various	Various throughout department	<u>(193,927)</u>	<u>0.00</u>
		Total (1,697,752)	(4.75)

Public Safety Additions

The additions in the public safety area are mainly infrastructure related. The most notable of these is additional Courthouse funding. These investments will help to reduce future capital and debt requirements, allowing more funds for operations. Likewise, the CHI mentoring addition adds to the County's effort at reducing youth involvement in gangs, and hopefully future costs.

Prog. #	Program Offer Name	General Fund Adds	FTE Adds
District Attorney's Office			
15012	CRIMES Replacement Project (reflects total cost includes \$1.6 million in County Assets program 78319)	1,849,456	0.00
Community Justice			
50019B	Forensics	97,780	1.00
50065C	CHI Mentoring	223,520	0.00
County Assets			
78212	Facilities Downtown Courthouse	19,900,000	0.00
78218	Hansen Building Replacement	3,000,000	0.00
78220	DCJ Mid-County Facility Consolidation	7,500,000	0.00
78221	MCDC Detention Electronics	<u>100,000</u>	<u>0.00</u>
Total		32,670,756	1.00

Public Safety Reductions

The most notable public safety reduction is the closure of 118 jail beds, leaving 1,192 beds available. The positions (12.74 FTE) associated with the jail bed reductions are anticipated to be vacant resulting in few, if any, layoffs.

Prog. #	Program Offer Name	General Fund Reductions	FTE Cuts
District Attorney's Office			
15202B	Misdemeanor Trial Unit	(125,611)	(1.00)
Various	Various Throughout Department	(23,488)	0.00
Community Justice			
50023	Adult Field Generic Supervision	(135,333)	(1.00)
50028A	Adult Change Center	(113,632)	(1.10)
Various	Various Throughout Department	(133,001)	(1.30)
Sheriff's Office			
60041J	MCIJ Dorm 4 (59 Beds)	(591,736)	(5.46)
60041I	MCIJ Dorm 5 (59 beds)	(404,257)	(3.64)
60041H	MCIJ East Escort Post	(418,904)	(3.64)
Various	Various Throughout Department	<u>(680,862)</u>	<u>0.00</u>
Total		(2,626,824)	(17.14)

Library Additions

The Library additions shown below are funded by the Library District's property tax and are not County General Fund. They reflect the Library's targeted strategic investments above its current service level.

Prog. #	Program Offer Name	Library Fund Adds	FTE Adds
Library			
80007	Library Director's Office	310,000	0.00
80019	System Access & Information Services	246,900	1.75
80021	Diversity Initiative	136,000	1.00
Various	Other Adds	<u>117,700</u>	<u>1.25</u>
Total		810,600	4.00

General Government Additions

The General Government additions respond to the Auditor's report on Animal Services, provide additional funding for the 2016 presidential election and in the case of Levee Ready Columbia and the Land Use Comprehensive Plan, update carryover funds. The investment in SummerWorks is doubled using Video Lottery Funds.

Prog. #	Program Offer Name	General & Video Lottery Fund Adds	FTE Adds
Nondepartmental			
10009C	Decision Support System-Justice System Evaluation	1,000,000	0.00
10012	Office of Emergency Management	178,429	0.00
10018B	Promoting Opportunities in the CSPACE Market	60,000	0.00
10018C	Diesel Bus Retrofits	73,954	0.00
10029B	SummerWorks Expanded Internship Program	786,000	0.00
10031	County Commissioner Office Transitions	150,000	0.00
Various	Various adds	40,000	0.00
Community Services			
91006B	Animal Services Field Officer Lease Space	60,000	0.00
91006C	Animal Services Field Officer Lease Space Relocation	200,000	0.00
91007B	Animal Service Staffing 2.0 FTE Animal Care	178,666	2.00
91008B	Presidential Election	335,000	0.00
91023	Levee Ready Columbia	450,000	0.00
91027	Land Use Comprehensive Plan Update	250,000	0.00
91013A	Yeon Garage	<u>116,000</u>	<u>0.00</u>
Total		3,878,049	2.00

General Government Reductions

The reductions in the general government area total \$1.0 million, and are mainly in the Department of County Management. They will result in little impact to direct services for Multnomah County citizens.

Prog. #	Program Offer Name	General Fund Reductions	FTE Cuts
Nondepartmental			
10000	Chair's Office	(31,774)	0.00
10007	Communications Office	(24,956)	0.00
10009A	Local Public Safety Coordinating Council (LPSCC)	(13,400)	0.00
10012	Emergency Management	(26,697)	0.00
10017	Office of Diversity and Equity	(22,292)	0.00
10018	Sustainability	(12,837)	0.00
County Management			
N/A	Child Care Network and Tuition	(330,000)	0.00
Various	Salary savings from staff turnover	(303,752)	0.00
County Assets			
Various	Various throughout Department	(37,246)	0.00
Community Services			
91000C	Director's Office Research and Evaluation	(135,233)	(1.00)
91008C	Elections Voter Education & Outreach	<u>(89,800)</u>	<u>(1.00)</u>
		Total (1,027,987)	(2.00)

Joint Office Homeless Services Additions

The Joint Office Homeless Services shows the additional General Fund invested by Multnomah County. The table does not include existing and new funding from the City of Portland or transfers from County Human Services. For more information, see page 21.

Prog. #	Program Offer Name	General Fund Adds	FTE Adds
Nondepartmental			
10030	A Home for Everyone Initiative	256,158	2.00
10060A	Lead Agency Administration	400,000	0.00
10061B	Safety Off the Streets - Expanded Services	2,500,000	0.00
10062B	Rapid Re-Housing - Expanded Services	4,487,500	0.00
10063B	Supportive Housing - Expanded Services	1,912,500	0.00
10064	Eviction Prevention - Expanded Services	160,000	0.00
10065	Diversion - Expanded Services	<u>440,000</u>	<u>0.00</u>
		Total 10,156,158	2.00

Budget Overview - All Funds

Local budget law requires that Multnomah County report the "total" budget. The total budget reflects the actual resources needed by the County, plus internal charges, transfers, loans, and accounting entities. The total budget for FY 2017 is \$1.87 billion. When adopted, the budget sets the legal appropriation.

Because the total budget overstates what is actually spent, the County often refers to the net budget. The FY 2017 net budget of \$1.52 billion is a more accurate statement of the money the County actually plans to spend on operations during the year. The net budget (shown in the table below) subtracts all internal charges, transfers, and loans from one fund to another. Internal transactions between funds are typically the result of one department providing a service to another, such as information technology or facilities services. It also removes all reserves for future years to more accurately reflect the ongoing operating budget.

The table on the following page compares the FY 2016 Adopted budget to the FY 2017 Proposed budget at the fund level. Two new funds, 2508 Information Technology Capital Fund and 2512 Hansen Building Replacement Fund, were created in FY 2017 to better track capital projects. Year-over-year the budget (including internal charges, transfers, and loans) has increased by 7.9%. Most of the major increases and decreases come from the ramp down/start up of major capital projects.

FY 2017 Budget	
Department Expenditures	\$1,479,033,108
Contingency	<u>\$38,212,435</u>
Total Net Budget	\$1,517,245,543
Service Reimbursements	\$149,459,477
Internal Cash Transfers	\$42,317,581
Reserves	<u>\$161,592,385</u>
Total Budget	\$1,870,614,986

Budget Director's Message

fy2017 proposed budget

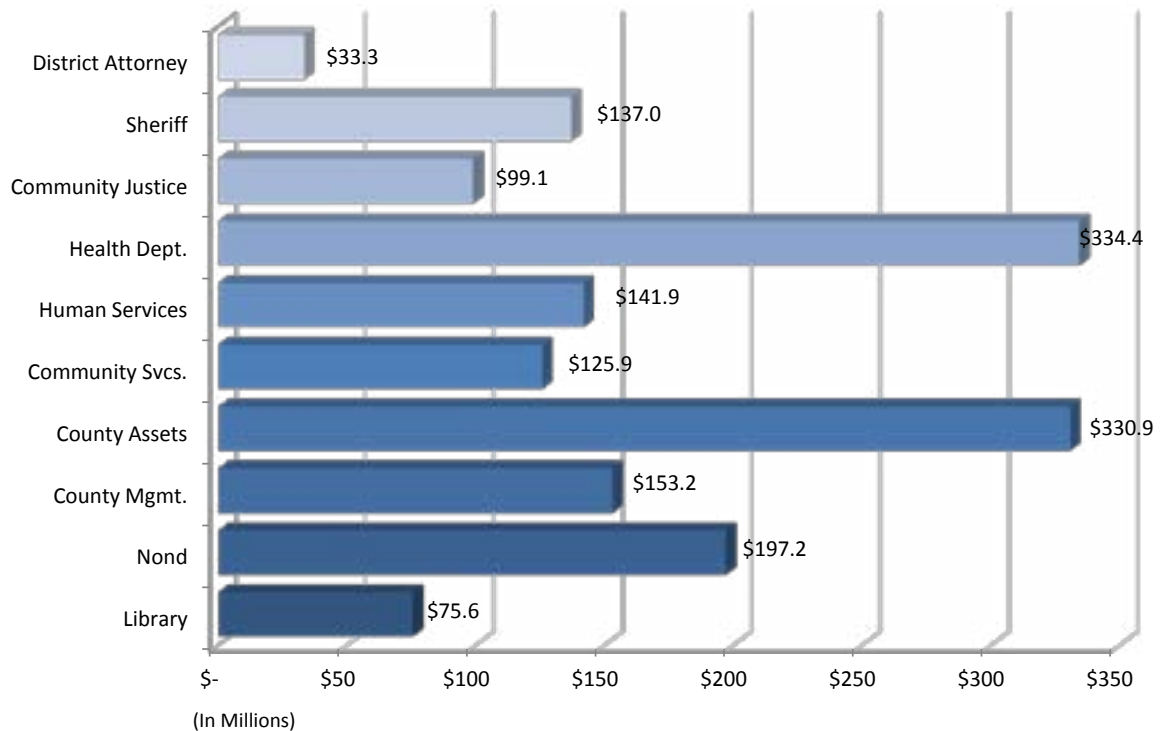
Fund Comparison: Year over Year

Fund	Fund Name	FY 2016 Adopted	FY 2017 Proposed	Change	% Change
1000	General Fund	\$563,295,405	\$583,123,778	\$19,828,373	3.5%
1501	Road Fund	51,878,375	53,810,897	1,932,522	3.7%
1503	Bicycle Path Construction Fund	369,900	437,800	67,900	18.4%
1504	Recreation Fund	102,710	102,640	(70)	-0.1%
1505	Federal/State Program Fund	265,102,251	309,170,960	44,068,709	16.6%
1506	County School Fund	77,230	80,300	3,070	4.0%
1508	Animal Control Fund	2,828,713	2,421,500	(407,213)	-14.4%
1509	Willamette River Bridge Fund	10,862,852	15,631,201	4,768,349	43.9%
1510	Library Fund	80,933,930	82,745,346	1,811,416	2.2%
1511	Special Excise Taxes Fund	37,146,403	42,177,226	5,030,823	13.5%
1512	Land Corner Preservation Fund	3,527,150	4,373,000	845,850	24.0%
1513	Inmate Welfare Fund	1,096,365	903,313	(193,052)	-17.6%
1516	Justice Services Special Ops Fund	6,579,527	6,634,162	54,635	0.8%
1518	Oregon Historical Society Levy Fund	2,122,143	2,604,278	482,135	22.7%
1519	Video Lottery Fund	5,440,419	6,736,100	1,295,681	23.8%
2002	Capital Debt Retirement Fund	18,705,360	18,690,593	(14,767)	-0.1%
2003	General Obligation Bond Sinking Fund	12,037,600	6,023,100	(6,014,500)	-50.0%
2004	PERS Bond Sinking Fund	97,171,626	117,895,916	20,724,290	21.3%
2500	Downtown Courthouse Capital Fund	54,330,900	98,602,542	44,271,642	81.5%
2503	Asset Replacement Revolving Fund	406,351	375,186	(31,165)	-7.7%
2504	Financed Projects Fund	4,930,000	4,094,000	(836,000)	-17.0%
2506	Library Capital Construction Fund	2,948,700	3,439,790	491,090	16.7%
2507	Capital Improvement Fund	20,324,215	22,647,592	2,323,377	11.4%
2508	Information Technology Capital Fund	0	6,861,123	6,861,123	N/A
2509	Asset Preservation Fund	14,664,374	16,398,538	1,734,164	11.8%
2510	Health Headquarters Capital Fund	45,139,000	64,800,000	19,661,000	43.6%
2511	Sellwood Bridge Replacement Fund	61,615,356	37,499,519	(24,115,837)	-39.1%
2512	Hansen Building Replacement Fund	0	5,390,766	5,390,766	N/A
3002	Behavioral Health Managed Care Fund	96,009,198	68,289,964	(27,719,234)	-28.9%
3500	Risk Management Fund	163,575,287	172,908,540	9,333,253	5.7%
3501	Fleet Management Fund	10,121,118	11,121,253	1,000,135	9.9%
3503	Information Technology Fund	50,682,035	53,821,742	3,139,707	6.2%
3504	Mail Distribution Fund	3,277,576	3,146,130	(131,446)	-4.0%
3505	Facilities Management Fund	<u>46,490,036</u>	<u>47,656,191</u>	<u>1,166,155</u>	<u>2.5%</u>
Total		\$1,733,792,105	\$1,870,614,986	\$136,822,881	7.9%

Department Requirements All Funds (\$1.48 billion)

Department expenditures, excluding cash transfers, contingencies, and unappropriated balances, for all funds total \$1.48 billion in FY 2017 vs. \$1.47 billion in FY 2016.

The bar chart below shows appropriations by department in millions across all funds. This figure includes internal service payments, and thus represents some double-counting.



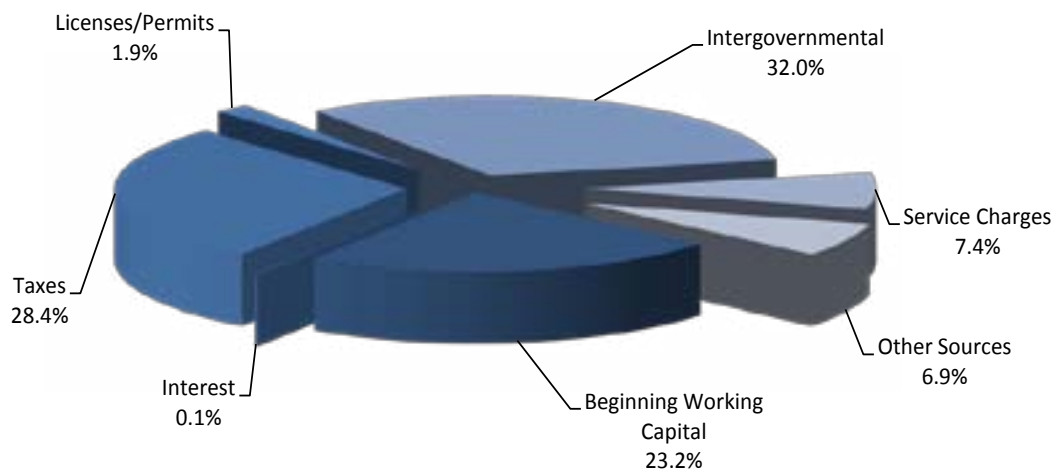
Department Revenues All Funds (\$1.54 billion)

Total direct resources, or 'revenues,' for FY 2017 are \$1.54 billion vs. \$1.43 billion in FY 2016 (excluding service reimbursements and cash transfers between funds). Intergovernmental revenues are the County's single largest revenue category at \$493.9 million or 32.0%. This reflects a \$56.9 million or 13.0% increase from FY 2016.

Taxes constitute the next largest revenue source (28.4%) and include property tax, business income tax, motor vehicle rental tax, transient lodging tax, and county gas tax. For FY 2017, tax collections are anticipated to increase 5.3% from \$416.9 million in FY 2016 to \$439.1 million.

Beginning working capital (BWC) is the County's third largest resource for FY 2017 at \$359.1 million or 23.2%. While relatively stable as a percentage of total resources, it has decreased from FY 2016 by \$7.3 million or 2.0%. This masks several significant changes by fund, including:

- A \$4.6 million decrease in the General Fund.
- A \$26.9 million decrease in the Sellwood Bridge Replacement Fund.
- A \$12.8 million increase in the PERS Bond Sinking Fund.
- A \$21.1 million increase in the Downtown Courthouse Capital Fund.

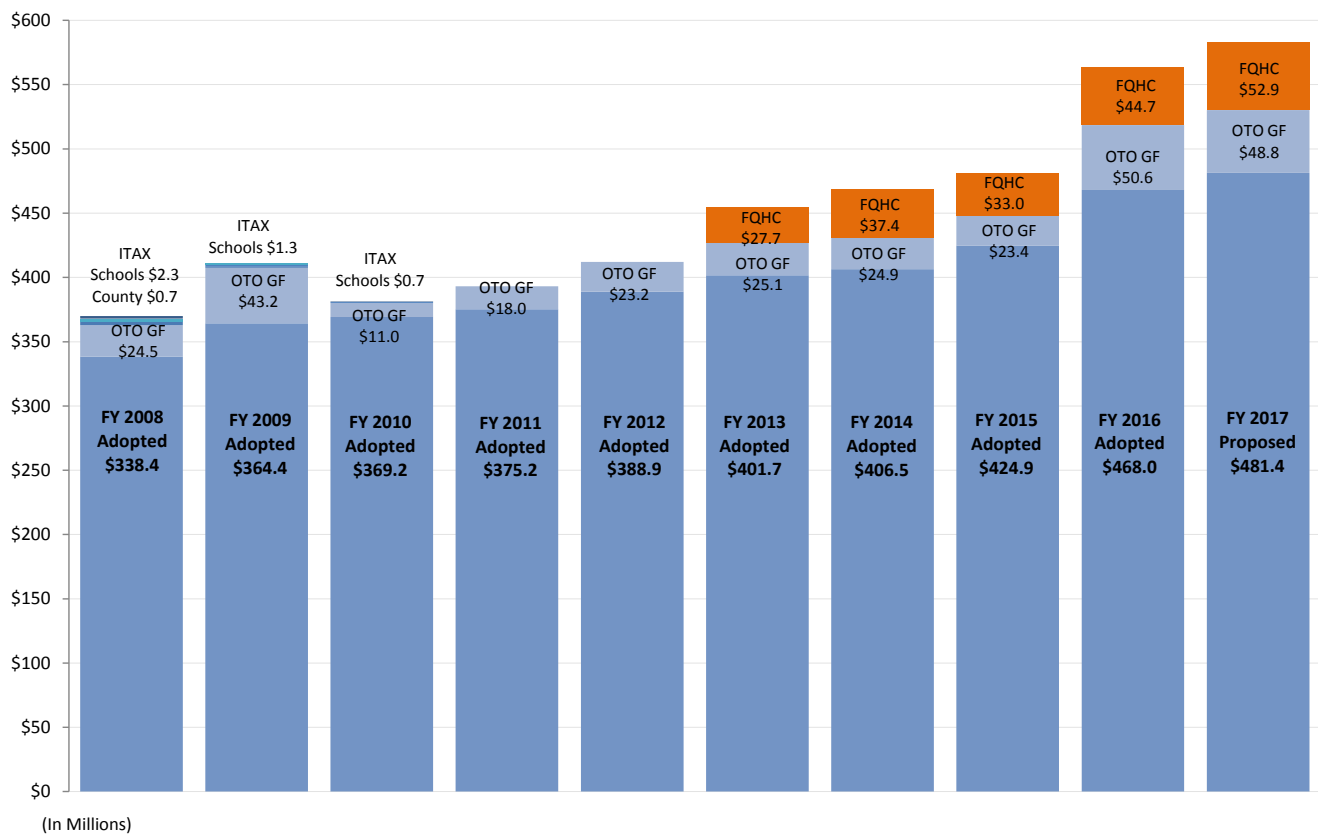


The General Fund

General Fund Expenditures and Reserves (\$583.1 million)

The \$583.1 million General Fund comprises just over one-third of the County's budget. It is the largest pool of discretionary funds that the Board of County Commissioners can allocate. Resources include property taxes, business income taxes, motor vehicle rental taxes, interest earnings, state shared revenues, and beginning working capital. The General Fund also includes Federally Qualified Health Center (FQHC) Medicaid wraparound reimbursement.

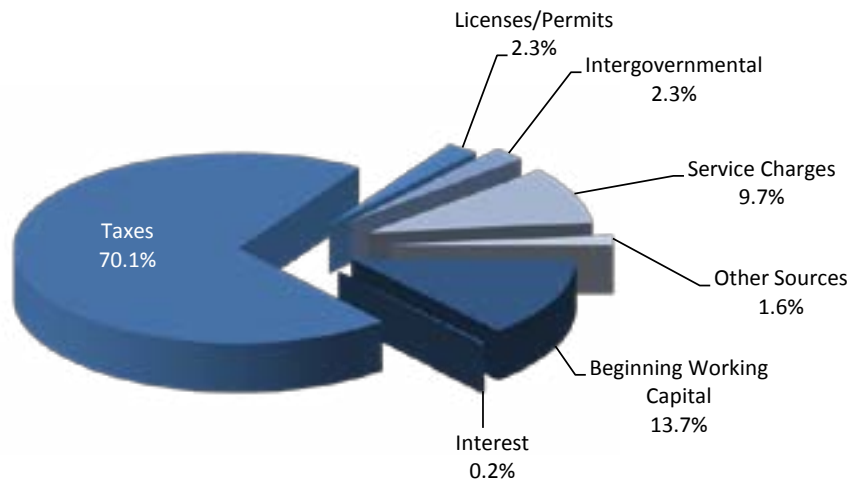
The following graph shows total General Fund 'spending,' including cash transfers, service reimbursements, contingencies, and unappropriated balances (reserves), from FY 2008 through FY 2017. The Temporary Personal Income Tax (ITAX) is shown from FY 2008 to FY 2010 and is not significant enough to warrant being called out separately in subsequent years. Additionally, the graph shows how much one-time-only (OTO) and ongoing funding was spent in the General Fund from FY 2008 to FY 2017. Combining each segment provides the total General Fund.



General Fund Revenues

General Fund resources for FY 2017 (excluding service reimbursements and cash transfers) have increased from FY 2016. Direct resources are budgeted at \$552.4 million – a \$23.9 million or 4.5% increase over FY 2016. Ongoing taxes are budgeted to increase by \$22.3 million or 6.1%, while one-time-only BWC is projected to be \$4.6 million (5.7%) lower.

As the graph below shows, taxes make up the majority of General Fund revenues. If one excludes BWC, service reimbursements, and the \$52.9 million of budgeted FQHC and prospective health payments, taxes account for nearly all of the Board's discretionary ongoing funds. Property taxes, accounting for \$279.1 million, are budgeted to increase by \$15.4 million or 5.8%. Business income taxes, accounting for \$79.6 million, are budgeted to be up \$5.1 million or 6.8%. Motor vehicle rental taxes, accounting for \$28.2 million, are budgeted to increase by \$2.0 million or 7.6%.



Use of One-Time-Only (OTO) Funds

The FY 2017 budget contains approximately \$48.8 million of one-time-only General Fund resources after fully funding the General Fund reserve and the BIT reserve. These funds include:

- \$15.0 million of additional BWC in FY 2016 (from departmental underspending and higher revenues in FY 2015).
- \$12.9 million of additional resources from FY 2016 (mainly from higher-than-budgeted property and business income taxes).
- \$22.3 million of FY 2017 ongoing funds that were treated as one-time-only to balance the budget for the next three years.
- \$1.0 million of funds carried over (unspent) from FY 2016.
- Less \$2.8 million used to fully fund reserves.

The table on the following page shows how the County plans to use one-time-only resources in FY 2017. The table lists one-time-only resources supporting one-time-only expenditures, or programs not expected to continue beyond FY 2017. There were no one-time-only resources supporting ongoing programs or those expected to operate beyond FY 2017.

Budget Director's Message

fy2017 proposed budget

One-Time-Only Resources Spent on One-Time-Only Programs

Prog #	Program Name	Dept.	FY 2017 TOTAL General Fund	Other Funds	OTO General Funds
10009C	DSS-J Evaluation and System Upgrade	NOND	1,000,000	0	1,000,000
10018B	Promoting Opportunities in the CPACE Market	NOND	60,000	0	60,000
10018C	Fixing Dirty Diesel School Buses	NOND	73,954	0	73,954
10029B	SummerWorks Expanded Internship Program ^{1/}	NOND	786,000	0	786,000
10031	County Commissioner Office Transitions	NOND	150,000	0	150,000
10062B	Rapid Re-Housing - Expanded Services	NOND	4,487,500	4,275,000	4,487,500
10064	Eviction Prevention - Expanded Services	NOND	160,000	0	160,000
10065	Diversion - Expanded Services	NOND	440,000	1,100,000	440,000
10066	Recovery Oriented Services and Engagement (ROSE)	NOND	470,000	0	470,000
15012	CRIMES Replacement	MCDA	275,000	0	275,000
25003	Economic Opportunity Initiative	DCHS	225,000	0	225,000
25006	Food Policy - SNAP Eligibility	DCHS	103,744	0	103,744
25115B	Benefit Recovery Program - Benefits Services	DCHS	250,000	0	250,000
25133B	HSVP - Facilities Based Transitional Housing	DCHS	243,244	0	243,244
25138	Runaway Youth Services (RYS)	DCHS	922,535	175,000	25,000
25139B	Multnomah Stability Initiative - Employment Services	DCHS	250,000	0	250,000
25149B	SUN Youth Advocacy Program Funding Enhancement	DCHS	304,561	0	304,561
25159B	School Attendance Supports	DCHS	240,000	0	240,000
40004B	Ambulance Service Plan Consulting Services	HD	100,000	0	100,000
40011D	HIV Pre-Exposure Prophylaxis Strategy (PrEP)	HD	104,217	0	104,217
40017B	North Portland Dental Expansion	HD	1,800,000	0	1,800,000
40038C	Community Health Worker Training Carryover	HD	100,000	0	100,000
40092	Community Primary Care Expansion	HD	500,000	0	500,000
50019B	Adult Forensics OTO	DCJ	97,780	0	97,780
50067	Juvenile Community Interface Services OTO	DCJ	114,000	0	114,000
72025B	DART County Clerk Carryover	DCM	164,000	0	164,000
72040	Tax Title Affordable Housing	DCM	2,500,000	0	2,500,000
91006C	Animal Services Field Officer OTO Moving/Renovation	DCS	200,000	0	200,000
91008B	Presidential Elections	DCS	335,000	0	335,000
91023	Levee Ready Columbia ^{1/}	DCS	450,000	0	450,000
91027	Land Use Comprehensive Plan Update ^{1/}	DCS	250,000	0	250,000
95000	Cash Transfers	Countywide			
	~ Hansen Building Replacement (78218)		3,000,000	0	3,000,000
	~ DCJ Mid County Facility (78220)		7,500,000	0	7,500,000
	~ MCDC Detention Electronics (78221)		100,000	0	100,000
	~ CRIMES Replacement (78319)		1,574,456	0	1,479,456
	~ Downtown Courthouse (78212)		19,900,000	0	19,900,000
95000	General Fund Contingency	Countywide			
	~ Mental Health Crisis Earmark		629,532	0	629,532
95000	BIT Reserve at 10%	Countywide	<u>7,962,395</u>	<u>0</u>	<u>7,962,395</u>
Total One-Time-Only			\$57,822,918	\$5,550,000	\$56,830,383

1/ The OTO funds for these programs are budgeted in Video Lottery Fund (1519)

General Fund Reserves

The County maintains General Fund reserves as outlined in the County's Financial and Budget Policies. In FY 2017, reserves are maintained in the General Fund equal to 10% of ongoing "corporate" General Fund revenues – resources that the Board has wide discretion over, such as property taxes. The FY 2017 budget fully funds the General Fund reserves at \$39.9 million and is in compliance with the Financial and Budget Policies. The level of General Fund reserves is considered a fundamental measure of financial health.

The FY 2017 budget continues to maintain a 10% BIT Stabilization Reserve of \$8.0 million. This stabilization reserve is in addition to the General Fund reserve and is specifically intended to mitigate the risk of an unexpected downturn in the regional economy as the BIT is a volatile revenue source.

Policy Issues and Opportunities

Organization-wide Issues

Homelessness and Housing Affordability

In 2015, a point-in-time count of people experiencing homelessness in Multnomah County found 3,801 individuals living on the streets, in shelter, or in transitional housing. The number of entirely unsheltered people was 1,887, including a growing number of families with children, adult women and people of color. At the same time, Multnomah County continues to rank among the communities with the most significant year-over-year rent increases and lowest vacancy rates, even as real incomes for low-income households continue to stagnate.

In response to this continuing housing affordability and homeless crisis, in 2014 Multnomah County joined forces with the City of Portland, the City of Gresham, Home Forward, and representatives of the philanthropic, faith, and business communities to create A Home for Everyone (AHFE). The AHFE Executive Committee adopted a set of strategies and funding recommendations that if fully implemented would reduce the unmet need for housing by as much as 50% over a three year period.

The AHFE Executive Committee also recommended that in order to improve the efficiency and effectiveness of the delivery of homeless services in Multnomah County, the City of Portland and Multnomah County should consider the creation of a Joint Office of Homeless Services. They recommended consolidating the government staff and General Fund resources invested in homelessness, and responsibility for administering the Federal Continuum of Care ending homelessness funds into a single office.

In keeping with the Executive Committee's recommendation, the Chair's budget contemplates the creation of a Joint Office of Homeless Services. This will be a Nondepartmental Office, reporting directly to the Chair, with responsibility for planning and implementation of homeless services on behalf of Multnomah County and the City of Portland.

The program offers related to the Joint Office represent the consolidation of existing City of Portland and Multnomah County General Funds, previously budgeted to the Portland Housing Bureau and the Department of County Human Services in the areas of:

1. Access and stabilization;
2. Rapid rehousing;
3. Supportive housing;
4. Prevention and diversion; and
5. Shelter and emergency services.

These existing investments provide services to all populations, including youth, adults, families with children, and survivors of domestic violence. Last year those investments assisted approximately 3,500 people into permanent housing, provided prevention assistance to more than 4,500 people, and supported more than 600 year-round shelter beds for all populations.

There are also program offers representing new investments of both City of Portland and Multnomah County General Fund that will come to the Joint Office. These program offers are for the same categories of services as those related to existing funding: (1) access and stabilization; (2) rapid rehousing; (3) supportive housing; (4) prevention and diversion; and (5) shelter and emergency services. Again, these new investments will serve the full of range of populations experiencing homelessness. They are expected to achieve 1,350 additional permanent placements into housing, 1,000 additional preventions/diversions, and fund the operations of 650 additional shelter spaces.

Oregon Historical Society Levy Renewal

On May 17, 2016, Multnomah County voters will decide whether to renew the Oregon Historical Society's 5-year local option levy. Prior to 2009, the State of Oregon provided a significant portion of OHS funding. After state funding ended, OHS was in danger of having to cease all operations without a new funding source. Multnomah County agreed to propose a 5-year local option levy on behalf of OHS, which was approved by voters in November 2010. OHS used funds from the expiring levy to provide free museum admission to Multnomah County residents, and support educational and cultural preservation programs. The renewed levy is expected to generate \$2.5 million per year for OHS operations.

Personnel Costs

Merit, Step, and COLA Wage Increases

The backbone of the County has been and continues to be its workforce, which absorbed increased workloads and achieved increased efficiencies during the economic downturn. All labor groups will receive merit or step increase and COLAs for FY 2017. It is also worth noting that in FY 2016, the County implemented 6-weeks of paid parental leave for employees.

Public Employees Retirement System (PERS)

The County participates in PERS, a cost sharing, multi-employer defined benefit pension plan administered by the State of Oregon. PERS rates are established biennially, with the most recent set of rates taking effect July 1, 2015 based on the December 31, 2013 valuation.

As noted in the cost driver section, the reforms made by the Oregon Legislature in 2013 were largely invalidated by the Oregon Supreme Court on April 30, 2015. A key component of the legislation (SB 822 and SB 861) was that it capped cost-of-living increases for retirees. A 1.25% COLA was to be provided for the first \$60,000 of annual benefit with 0.15% on all amounts over \$60,000. This effectively lowered projected future benefit payments and consequently employer rates.

The impact of these reforms not being upheld, along with the PERS Board reducing the assumed earning from 7.75% to 7.50% and updating its mortality assumptions, was to increase the County's unfunded actuarial liability (UAL) from \$89.2 million to \$379.9 million as of the December 31, 2014 valuation.

In response, for FY 2017 the County increased its internal PERS rates by 2.00% of payroll to pro-actively address the UAL. The County is also proposing to establish a PERS side account. Regardless of these measures, the County will face rising PERS costs for the foreseeable future.

More information on PERS can be found at www.oregon.gov/PERS, in the County's Comprehensive Annual Financial Report, and in staff's PERS Briefing to the Board, which is located here: <https://multco.us/file/42452/download>.

Investing in Infrastructure

Sellwood Bridge

The Sellwood Bridge project, which began in December 2011, met its most significant project milestone on February 29th, 2016, with the opening of the new bridge to traffic. Work continues on the new structure, the completion of the east approaches, and the west side signalized intersection. The project is expected to be complete by mid FY 2017.

The initial cost estimate for the project was \$307.5 million. Due to challenging site conditions and unanticipated project costs, the project cost may increase by \$12 million. Revenue from Bond sales and the Multnomah County Vehicle Registration Fee is yielding revenue higher than originally forecasted and will be available to fund this increased estimate.

The City of Portland amended its earlier payment agreement to hold off the final payment until the final share amount could be determined. Payments now include \$50 million paid in June 2014, \$20 million in April 2015, and up to \$16 million to be paid by June 30, 2017. The current funding plan includes the following secured sources:

- \$164.4 million - Multnomah County Vehicle Registration Fee (\$19 per year per vehicle)
- \$74.7 million (guaranteed) and up to \$86 million - City of Portland (new revenues from the Oregon Jobs and Transportation Act)
- \$35.0 million - State of Oregon (Jobs and Transportation Act) for Highway 43 interchange
- \$17.7 million - Federal TIGER III grant awarded January 2012
- \$15.7 million - Previously secured funds after the planning phase

Burnside Bridge Feasibility Study

The Burnside bridge was built in 1926 and has been designated as an official emergency transportation route by Metro. The bridge is not up to current seismic standards and is in need of rehabilitation or replacement in order to ensure it can meet its obligation to serve as a lifeline corridor in an emergency.

The County Board approved resolution 2015-116 on November 5, 2015 authorizing a \$3.0 million internal loan to fund a feasibility study for the seismic rehabilitation or replacement of the Burnside Bridge. The feasibility study will occur over a three year period, with expected completion in FY 2018. The loan will be repaid over a ten year period, with interest only payments of \$16,200 during years one through five. The project resides in program offer 91018 Transportation Capital.

Downtown Courthouse

The existing Multnomah County Courthouse is over 100 years-old and is functionally and structurally obsolete. It is also at capacity and there is no room for additional growth. The County has partnered with the State of Oregon, as well as other stakeholders, to plan a 425,000 to 435,000 square foot building to meet modern standards for court operations and security.

Planning for a new downtown Multnomah County Courthouse began a number of years ago. The project took a significant step forward in FY 2015 when the State of Oregon passed legislation to provide up to 50% of the construction cost for State court related functions. The County moved into the design phase in FY 2016.

The project is anticipated to cost between \$290 and \$295 million. In FY 2016, the County closed on the sale of the Morrison Bridgehead property with net proceeds from the \$10 million transaction applied to the courthouse. The County's FY 2017 budget earmarks an additional \$19.9 million of General Fund, in addition to the \$28.1 million provided in FY 2016.

The final phase of design is in process and construction is anticipated to begin in the Spring of 2017 after securing necessary permits. The new Multnomah County Courthouse is scheduled to open in 2020.

More information on the Courthouse can be found here: www.multco.us/central-courthouse

Health Department Headquarters

The proposed Multnomah County Health Department (MCHD) headquarters building will replace the County's aging and obsolete McCoy building. The new facility will be located on the east half of block U, adjacent to Bud Clark Commons in downtown Portland.

The MCHD headquarters will be 150,000 square feet at an estimated cost of \$85 million to \$95 million. The new facility will house approximately 500 employees providing administrative, clinical, pharmacy and laboratory services. Project funding includes \$36.6 million from the Portland Development Commission's River District Urban Renewal Area. An additional \$6.4 million of one-time-only General Fund revenue was dedicated in the previous years budgets. The County intends to issue debt for the balance of the project.

In FY 2016, project work was focused on final programming and early design. Final design, permitting and construction are anticipated in 2017 with project completion slated for 2019.

Hansen Building Replacement

Built in 1956, the Hansen Building was constructed as a County Health Clinic. In 1976, it was modified to operate as the County's primary law enforcement facility. The building is functionally and physically obsolete and lacks the critical infrastructure to support modern best practices for public safety.

In 2014, the initial planning commenced to identify the short and long term needs for a modern, safe, and centrally located Multnomah County Sheriff's Office to replace the Hansen Building. The FY 2014 budget earmarked \$2.2 million in one-time-only funds for site redevelopment and program costs. Another \$500,000 of one-time-only funds was added in FY 2016. For FY 2017, \$3.0 million is added to the project. Planning and due diligence will continue through FY 2017.

Energy Savings Performance Contracts (ESPC)

- Juvenile Justice Complex (JJC) Lighting (78215) - This ESPC project at JJC will modernize the lighting fixtures to include LED's where appropriate and retrofit existing fixtures throughout the facility with energy saving technology. The ESPC lighting project is supported with incentives from the Energy Trust of Oregon, and potentially the Oregon Department of Energy. This lighting project is guaranteed to reduce electrical consumption within the facility by 23%, and save the County over \$42,000 per year.
- Inverness Jail Water (78216) - This ESPC program will implement a comprehensive water saving project at Inverness Jail that modernizes the facility's plumbing fixtures and adds controls to improve water management. The ESPC is guaranteed to save the County \$196,000 per year with an anticipated 44% reduction in the facility's water consumption. The project will offset the \$1,496,627 cost within eight years.

Fleet Fuel Tank Installation

Program offer 78217 budgets \$436,661 of one-time-only funding from FY 2016 to install above-ground fuel tanks at the Yeon complex and provide a dedicated fuel resource for County vehicles in the East County area. These tanks will ensure sufficient fuel to perform mission critical activities during an emergency event.

Columbia River Levee Improvement Project

As a regional partner in the Oregon Solutions Columbia River Levee Improvement project, the County supports the work necessary to ensure improvements are identified and addressed within several draining districts along the Columbia River levee system in Multnomah County. Failure to

New Information Technology

address identified deficiencies puts communities at risk of flooding and poses a risk of loss of levee accreditation under the Federal Emergency Management (FEMA) National Flood Insurance Program. The \$450,000 in program offer 91023 Levee Ready Columbia is the projected amount remaining at the end of FY 2016.

Animal Services

The County Auditor recently completed an audit of Animal Services. The Auditor's Office recommended additional staffing and noted that the facility is obsolete and will eventually need replacing. According to the Association of Shelter Veterinarians Guidelines for Standards of Care, the minimum staffing pattern for a shelter is 15 minutes per day for each animal. Currently, staffing is inadequate to meet the minimum standards.

The Chair's budget provides \$178,666 to fund two new full-time Animal Care Technicians to address deficiencies in staffing (program offer 91007B). The budget also includes \$260,000 of additional resources to relocate Animal Field Services to a nearby location, freeing up needed space at the operating facility (program offers 91006B-C).

CRIMES Replacement

The District Attorney's (DA's) Office is legislatively required to keep a register of all official business. The DA's Office currently uses a case management system consisting of two modules (CRIMES Juvenile and CRIMES Adult) to keep an official record of all District Attorney Court proceedings, including information on hearings, judgments, defendants, witnesses, and victims. The 15 year-old case management system is built on obsolete technology and has become cost prohibitive to maintain. The CRIMES replacement project will replace the current outdated system with a new web-based application. The FY 2016 budget included funding for planning and vendor identification. The FY 2017 budget includes \$1.85 million for contract completion and implementation of the project (program offers 15012 and 78319). Project completion is anticipated by the end of FY 2017.

Cybersecurity

Program offer 78318 budgets \$1,267,000 for cybersecurity. Several aspects of the County's cybersecurity components are in the process of being addressed: replacement of the County's obsolete firewall (the primary network defense system that protects the County from external cyber threats); replacement of the end of life email security monitoring and archiving service; development of a County security awareness training program; and implementation tools dedicated to the management of data and systems in the cloud.

Future Budget Pressure

Enterprise Resource Planning Replacement

Multnomah County is actively pursuing a replacement for our Enterprise Resource Planning (ERP) system. An ERP is a collection of software applications, workflows, and systems used to integrate the operations of an organization including, but not limited to, financials, human resources, purchasing, and assets. SAP, installed in 1999, is the foundation of the County's current ERP solution. In addition, the County uses Questica for budgeting, Sciquest for supply chain management, Neogov for recruiting (and soon for performance management) and Moodle for learning management.

In FY 2015, the County completed an analysis project to define the ERP needs of each department. The outcomes showed that our current SAP-based system does not fulfill all of the needs identified by our staff. Based on the results of this analysis, County leadership published a Request for Proposal (RFP) to seek offers from vendors that specialize in ERP software. The RFP was posted in November 2015 and the County received 12 proposals from vendors of all sizes. Based on a comprehensive evaluation process, the County expects to select both a vendor and a systems integrator to assist in the implementation by June 2016. Planning and preparation will occur in FY 2017 with the formal implementation scheduled for FY 2018.

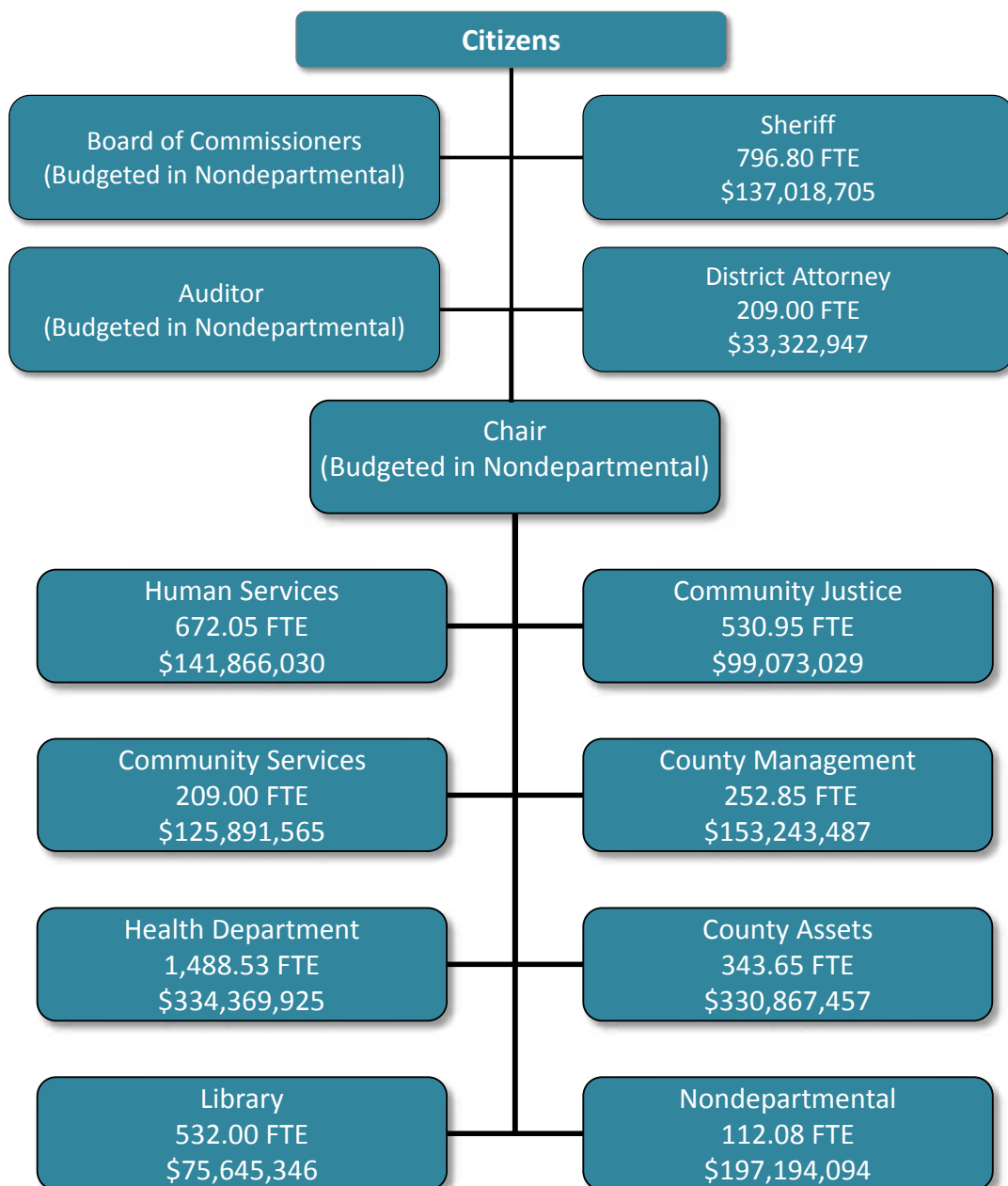
While the County is experiencing strong economic growth, it is not immune to broader economic issues and will continue to face internal and external budget pressures in years to come. For example, today's budget decisions, such as the opening of a new facility, have an impact on future years' budgets. The following list is a brief outline of the budget pressures that the County will monitor for impact beyond FY 2017.

- Revenue – The Business Income Tax is inherently volatile and will invariably decline during the next recession. The property tax, while relatively stable, is constitutionally limited in its growth rate. If inflation were to increase, costs would grow faster than the County's core property tax revenue stream.
- Capital Investment and Debt – The County is poised to undertake several major capital projects, such as replacement of the downtown Courthouse and construction of a new Health Department Headquarters building. Board policy directs 50% of one-time-only funds (after contingencies and reserves are fully funded) for capital needs, which will cover a significant amount of the funding for these buildings. However, debt will still be required to some degree and servicing that debt will put pressure on future budgets.

- Healthcare Costs – While the rate of growth in County healthcare costs has slowed in recent years, a return to previous rates of growth would put significant pressure on County costs.
- Pension and Post-Employment Benefit Costs – While the County's pension and post-employment benefit funds are among the best-funded in the country, the recent overturning of the 2013 PERS reforms will add additional cost pressure in future years. The PERS system is structurally dependent on stock market returns to fund a significant portion of its cost so poor market returns may create additional budget pressures.
- Technology – As technology becomes more prevalent in day-to-day County operations, the associated infrastructure and support costs also increase. The most problematic issue tends to be semi-routine replacement of IT applications. There is currently no ongoing funding stream to pay for these replacements or new technological investments.

Multnomah County Organization Chart

Multnomah County delivers its services through ten departments, including three managed by independently-elected officials: Dan Staton, Sheriff; Rod Underhill, District Attorney; and Steve March, County Auditor. There are 5,146.91 full time equivalent (FTE) positions in this budget.



Appreciation

This document is the outcome of many hours of hard work and analysis by County agencies and their staff and I would like to take this opportunity to thank these people for their contributions. Particularly, I want to thank the leadership in the Chair's Office: County Chair, Deborah Kafoury; Chief of Staff, Nancy Bennett; and Chief Operating Officer, Marissa Madrigal. I also want to extend my appreciation to the department heads and constitutional officers along with their budget teams and staff for their hard work, cooperation and assistance.

Finally, I want to acknowledge the remarkable teamwork by the people in the Central Budget Office who gave their best in putting this budget together: Adam Brown, Christian Elkin, Jillian Girard, Shannon Gutierrez, Ching Hay, Anna Plumb, Jeff Renfro, Allison Sachet, Paula Watari, Allegra Willhite and Chris Yager.

It is my honor to work with the dedicated people who serve our County.

Mike Jaspin
Interim-Budget Director and County Economist

Table of Contents

Summary of Resources 3
Summary of Departmental Expenditures 4
Summary of Departmental Requirements 5
Fund Level Transactions 6
Property Tax Information..... 7-8
Property Tax Computation 9
Detail of Service Reimbursements Between Funds 10-17
Detail of Cash Transfers Between Funds 18
Debt Amortization Schedule 19

(this page intentionally left blank)

Summary of Resources

fy2017 proposed budget

Fund	Beginning Working Capital	Taxes	Intergovernmental	Licenses & Permits	Service Charges	Interest	Other Sources	Direct Resources	Service Reimbursement	Cash Transfers	Total Resources	
General Fund	1000	75,755,150	387,164,177	12,955,440	12,697,528	53,443,940	1,338,260	9,070,484	552,424,979	28,943,799	1,755,000	583,123,778
Road Fund	1501	2,547,550	7,050,000	43,619,527	70,000	120,000	65,000	46,500	53,518,577	292,320		53,810,897
Bicycle Path Construction Fund	1503	436,000					1,800		437,800			437,800
Recreation Fund	1504		102,640						102,640			102,640
Federal/State Program Fund	1505	3,935,320		240,263,795	1,165,495	55,013,378		8,724,735	309,102,723	68,237		309,170,960
County School Fund	1506	200	60,000	20,000			100		80,300			80,300
Animal Control Fund	1508	519,000			1,725,000	35,000		142,500	2,421,500			2,421,500
Willamette River Bridge Fund	1509	7,112,005		7,144,738					14,256,743	1,374,458		15,631,201
Library Fund	1510	7,100,000		75,610,346					82,710,346	35,000		82,745,346
Special Excise Taxes Fund	1511	13,437	42,158,789				5,000		42,177,226			42,177,226
Land Corner Preservation Fund	1512	2,853,000				250,000	15,000	1,050,000	4,168,000	205,000		4,373,000
Inmate Welfare Fund	1513					22,000		881,313	903,313			903,313
Justice Services Special Ops Fund	1516	444,000		103,000	2,909,210	1,798,768		1,111,700	6,366,678	267,484		6,634,162
Oregon Historical Society Levy Fund	1518	16,490	2,584,788				3,000		2,604,278			2,604,278
Video Lottery Fund	1519	1,406,100		5,330,000					6,736,100			6,736,100
Capital Debt Retirement Fund	2002	1,687,426		298,985			10,000		1,996,411	16,694,182		18,690,593
General Obligation Bond Sinking Fund	2003	6,023,100							6,023,100			6,023,100
PERS Bond Sinking Fund	2004	89,381,149					386,287		89,767,436	28,128,480		117,895,916
Downtown Courthouse Capital Fund	2500	31,900,935		32,451,607				14,350,000	78,702,542		19,900,000	98,602,542
Asset Replacement Revolving Fund	2503	375,186							375,186			375,186
Financed Projects Fund	2504	4,094,000							4,094,000			4,094,000
Library Capital Construction Fund	2506	2,201,628							2,201,628	1,238,162		3,439,790
Capital Improvement Fund	2507	10,016,216				590,441	35,000		10,641,657	3,955,847	8,050,088	22,647,592
Information Technology Capital Fund	2508										6,861,123	6,861,123
Asset Preservation Fund	2509	11,950,062		230,000			20,000		12,200,062	3,837,872	360,604	16,398,538
Health Headquarters Capital Fund	2510	11,000,000						53,800,000	64,800,000			64,800,000
Sellwood Bridge Replacement Fund	2511	14,368,792		11,649,190	11,481,537				37,499,519			37,499,519
Hansen Building Replacement Fund	2512										5,390,766	5,390,766
Behavioral Health Managed Care Fund	3002	4,075,189		64,214,775					68,289,964			68,289,964
Risk Management Fund	3500	57,000,000				50,000	325,000	9,164,898	66,539,898	106,368,642		172,908,540
Fleet Management Fund	3501	4,462,754				15,500	20,000	182,215	4,680,469	6,440,784		11,121,253
Information Technology Fund	3503	7,414,803				227,295		277,778	7,919,876	45,901,866		53,821,742
Mail Distribution Fund	3504	469,000				90,177			559,177	2,586,953		3,146,130
Facilities Management Fund	3505	500,000				2,296,362		7,658,739	10,455,101	37,201,090		47,656,191
Total All Funds		359,058,492	439,120,394	493,891,403	30,048,770	113,952,861	2,224,447	106,460,862	1,544,757,229	283,540,176	42,317,581	1,870,614,986

Summary of Departmental Expenditures

fy2017 proposed budget

Fund	Nond	District Attorney	Human Services	Health	Community Justice	Sheriff	County Management	County Assets	Library	Community Services	Total Department Expenditure	
General Fund	1000	45,096,200	24,125,691	47,843,691	139,877,928	63,806,180	120,130,013	38,481,385	6,769,548		15,316,776	501,447,412
Road Fund	1501										53,810,897	53,810,897
Bicycle Path Construction Fund	1503										437,800	437,800
Recreation Fund	1504						102,640					102,640
Federal/State Program Fund	1505	29,076,510	9,197,256	94,022,339	130,277,222	30,580,657	11,725,427				4,291,549	309,170,960
County School Fund	1506	80,300										80,300
Animal Control Fund	1508										584,000	584,000
Willamette River Bridge Fund	1509										11,625,483	11,625,483
Library Fund	1510								75,645,346			75,645,346
Special Excise Taxes Fund	1511	42,177,226										42,177,226
Land Corner Preservation Fund	1512										1,625,541	1,625,541
Inmate Welfare Fund	1513							903,313				903,313
Justice Services Special Ops Fund	1516					2,374,210	4,259,952					6,634,162
Oregon Historical Society Levy Fund	1518	2,604,278										2,604,278
Video Lottery Fund	1519	3,010,803				2,311,982		180,315			700,000	6,203,100
Capital Debt Retirement Fund	2002	17,583,217										17,583,217
General Obligation Bond Sinking Fund	2003	6,023,100										6,023,100
PERS Bond Sinking Fund	2004	46,344,067										46,344,067
Downtown Courthouse Capital Fund	2500								98,602,542			98,602,542
Asset Replacement Revolving Fund	2503								375,186			375,186
Financed Projects Fund	2504						4,094,000					4,094,000
Library Capital Construction Fund	2506								3,439,790			3,439,790
Capital Improvement Fund	2507								20,256,826			20,256,826
Information Technology Capital Fund	2508								6,861,123			6,861,123
Asset Preservation Fund	2509								16,398,538			16,398,538
Health Headquarters Capital Fund	2510								64,800,000			64,800,000
Sellwood Bridge Replacement Fund	2511										37,499,519	37,499,519
Hansen Building Replacement Fund	2512								5,390,766			5,390,766
Behavioral Health Managed Care Fund	3002				64,214,775							64,214,775
Risk Management Fund	3500	5,198,393						110,385,147				115,583,540
Fleet Management Fund	3501								11,093,114			11,093,114
Information Technology Fund	3503								47,555,565			47,555,565
Mail Distribution Fund	3504								2,978,960			2,978,960
Facilities Management Fund	3505								46,345,499			46,345,499
Total All Funds		197,194,094	33,322,947	141,866,030	334,369,925	99,073,029	137,018,705	153,243,487	330,867,457	75,645,346	125,891,565	1,628,492,585

Summary of Departmental Requirements

fy2017 proposed budget

Department	Personnel Services	Contractual Services	Materials & Services	Principal & Interest	Capital Outlay	Total Direct Expenditure	Service Reimbursements*	Total Spending	FTE
Nondepartmental	16,259,195	124,931,938	1,348,125	44,946,384	0	187,485,642	9,708,452	197,194,094	112.08
District Attorney	26,938,785	2,526,887	1,052,574	0	0	30,518,246	2,804,701	33,322,947	209.00
County Human Services	65,468,276	57,962,841	2,328,751	0	0	125,759,868	16,106,162	141,866,030	672.05
Health	170,646,408	105,699,148	21,908,419	0	644,458	298,898,433	35,471,492	334,369,925	1,488.53
Community Justice	59,809,963	22,365,745	2,189,415	0	11,000	84,376,123	14,696,906	99,073,029	530.95
Sheriff	110,490,087	1,190,114	8,565,361	0	590,095	120,835,657	16,183,048	137,018,705	796.80
County Management	30,677,455	11,469,086	105,833,550	0	0	147,980,091	5,263,396	153,243,487	252.85
County Assets	49,082,990	197,056,740	39,188,970	0	29,250,373	314,579,073	16,288,384	330,867,457	343.65
Library	48,788,557	1,966,910	10,928,293	0	0	61,683,760	13,961,586	75,645,346	532.00
Community Services	23,294,184	43,642,230	4,680,302	0	35,299,499	106,916,215	18,975,350	125,891,565	209.00
Total	601,455,900	568,811,639	198,023,760	44,946,384	65,795,425	1,479,033,108	149,459,477	1,628,492,585	5,146.91

*Excludes personnel related service reimbursements

Fund Level Transactions

fy2017 proposed budget

Fund		Total Department Expenditure	Cash Transfers	Contingency	Unappropriated Balance	Total Requirements
General Fund	1000	501,447,412	31,979,456	9,841,927	39,854,983	583,123,778
Road Fund	1501	53,810,897				53,810,897
Bicycle Path Construction Fund	1503	437,800				437,800
Recreation Fund	1504	102,640				102,640
Federal/State Program Fund	1505	309,170,960				309,170,960
County School Fund	1506	80,300				80,300
Animal Control Fund	1508	584,000	1,755,000	82,500		2,421,500
Willamette River Bridge Fund	1509	11,625,483			4,005,718	15,631,201
Library Fund	1510	75,645,346		7,100,000		82,745,346
Special Excise Taxes Fund	1511	42,177,226				42,177,226
Land Corner Preservation Fund	1512	1,625,541			2,747,459	4,373,000
Inmate Welfare Fund	1513	903,313				903,313
Justice Services Special Ops Fund	1516	6,634,162				6,634,162
Oregon Historical Society Levy Fund	1518	2,604,278				2,604,278
Video Lottery Fund	1519	6,203,100		533,000		6,736,100
Capital Debt Retirement Fund	2002	17,583,217			1,107,376	18,690,593
General Obligation Bond Sinking Fund	2003	6,023,100				6,023,100
PERS Bond Sinking Fund	2004	46,344,067			71,551,849	117,895,916
Downtown Courthouse Capital Fund	2500	98,602,542				98,602,542
Asset Replacement Revolving Fund	2503	375,186				375,186
Financed Projects Fund	2504	4,094,000				4,094,000
Library Capital Construction Fund	2506	3,439,790				3,439,790
Capital Improvement Fund	2507	20,256,826	2,390,766			22,647,592
Information Technology Capital Fund	2508	6,861,123				6,861,123
Asset Preservation Fund	2509	16,398,538				16,398,538
Health Headquarters Capital Fund	2510	64,800,000				64,800,000
Sellwood Bridge Replacement Fund	2511	37,499,519				37,499,519
Hansen Building Replacement Fund	2512	5,390,766				5,390,766
Behavioral Health Managed Care Fund	3002	64,214,775		4,075,189		68,289,964
Risk Management Fund	3500	115,583,540		15,000,000	42,325,000	172,908,540
Fleet Management Fund	3501	11,093,114		28,139		11,121,253
Information Technology Fund	3503	47,555,565	5,381,667	884,510		53,821,742
Mail Distribution Fund	3504	2,978,960		167,170		3,146,130
Facilities Management Fund	3505	46,345,499	810,692	500,000		47,656,191
Total All Funds		1,628,492,585	42,317,581	38,212,435	161,592,385	1,870,614,986

Tax Information

Permanent Tax Rate

Exemptions

Local Property Tax Option

Property tax administration, governed by the Oregon Constitution, State tax laws, and regulations of the Department of Revenue, includes the assessment, equalization, levy, and collection of taxes. A tax limitation measure ("Measure 50") affecting property tax collections was approved by the voters in the May 1997 special election. This legislation changed the property tax administration system substantially, with changes to levy rates, assessments and equalization.

Each local taxing district which imposed operating ad valorem taxes in FY 1998 received a permanent tax rate. The rate was calculated by dividing the total operating ad valorem taxes imposed by the County in FY 1998 (reduced by an average of approximately 17% statewide) by the property's AV. Measure 50 prohibits increases in permanent tax rates. Permanent tax rates are subject to the Measure 5 limitations. The County's permanent tax rate is \$4.3434 per \$1,000 Assessed Value.

Measure 50 exempted from its limitations taxes levied to pay voter-approved general obligation bonds. Levies to pay general obligation bonds are also exempt from the Measure 5 limitations. Measure 50 also exempted the following levies, which are subject to Measure 5 limitations:

1. Levies to pay bonds and other borrowings, if they were made before December 5, 1996, and were secured by a pledge or explicit commitment of ad valorem property taxes or a covenant to levy or collect ad valorem property taxes.
2. Certain local government pension levies.

The County has no levies of the types described in paragraphs 1 and 2, above.

Local governments are able to override Measure 50 for limited-term local option levies subject to voter approval under the participation requirements discussed below. Local option levies may last up to five years for any purpose or ten years for capital projects.

Local option levies are subject to "special compression" under Measure 5. If operating taxes for non-school purposes exceed Measure 5's \$10/\$1,000 limit, local option levies are reduced first to bring operating taxes into compliance with this limit. This means that local option levies can be entirely displaced by future approval of permanent rate levies for new governments, or by urban renewal and the City of Portland's pension levy.

Measure 50, which passed in 1997, requires that local option levies be approved by a majority of the voters at a general election in an even-numbered year or at any other election in which not less than 50% of the registered voters cast a ballot. For example, voters approved an extension of the Library Levy in the May, 2002 election but less than 50% of the registered voters cast a ballot. Therefore, the Library Levy failed. Subsequently the County resubmitted the Library Local Option to voters in November 2002 and the measure passed.

Voter Participation

In November 2008, voters passed Measure 56 which eliminated the voter turnout requirement for property tax elections held in May and November but keeps the voter turnout requirement for elections at any other time (50% of qualified voters must vote and a majority of those voters have to approve the property tax measure). As a result, for May and November elections, local property tax measures become law when approved by a majority of voters.

General Obligation Bonded Indebtedness

Levies to pay the following general obligation bonds are exempt from the limitations of Measure 50 and Measure 5:

1. General obligation bonds authorized by the Oregon Constitution;
2. General obligation bonds issued on/before November 6, 1990; or
3. General obligation bonds for capital construction/ improvements; and
 - if issued after November 6, 1990, and approved prior to December 5, 1996, by a majority of voters; or
 - if approved after December 5, 1996, in accordance with Measure 50's voter participation requirements, or bonds issued to refund the preceding bonds.

Tax Collection

The County Tax Collector extends authorized levies, computes tax rates, bills and collects all taxes, and makes periodic remittances of collections to levying units. Tax collectors calculate public school and local government taxes separately, calculating any tax rate reductions to comply with tax limitation law, and developing percentage distribution schedules. The tax collector then reports to each taxing district within five days the amount of taxes imposed.

Tax collections are segregated into two pools, (1) public schools and (2) local governments. Each taxing body shares in its pool on the basis of its tax rate (adjusted to tax limitation rate caps), regardless of the actual collection within each taxing body. Therefore the amount for each taxing body becomes a pro rata share of the total tax collection record of all taxing bodies within the County. Thus, an overall collection rate of 90% of the countywide levy indicates a 90 percent tax levy collection for each taxing body.

The tax year (fiscal year) for all property starts July 1 and ends June 30 of the following year. The assessment date for the tax year starting July 1 is January 1 of the same calendar year. Tax payments are due November 15. Under the partial payment schedule a one third payment is due November 15, February 15, and May 15. If full by November 15, a 3% discount is allowed; if two-thirds are paid by November 15, a 2% discount is allowed. For late payments, interest accrues at a rate of 1.33% per month. Property is subject to foreclosure proceedings three years after the tax due date.

A Senior Citizen Property Tax Deferral Program allows homeowners to defer taxes until death or the sale of the home. Qualifications include a minimum age of 62 and household income less than \$43,000. Certain other requirements apply. Taxes are paid by the State, which obtains a lien on the property and accrues interest at 6% compounded annually. More information can be found at www.oregon.gov/dor/SCD/Pages/index.aspx.

Property Tax Information

fy2017 proposed budget

GENERAL FUND (1000)	
Taxes From Permanent Rate - Fiscal Year Ending June 30, 2016	\$287,330,766
Plus Estimated Assessed Value Growth	<u>10,867,364</u>
TOTAL GENERAL FUND PROPERTY TAX	\$298,198,130
Taxes From Permanent Rate - Fiscal Year Ending June 30, 2017	\$298,198,130
Less amount exceeding shared 1% Constitutional Limitation	(11,331,529)
Less delinquencies and discounts on amount billed	<u>(14,917,063)</u>
TOTAL AVAILABLE FOR APPROPRIATION	\$271,949,538

OREGON HISTORICAL SOCIETY LEVY (1518)	
5-year Local Option Levy - Fiscal Year ending June 30, 2017	\$3,467,355
Less amount exceeding shared 1% Constitutional Limitation	(784,404)
Less delinquencies and discounts on amount billed	<u>(139,513)</u>
TOTAL AVAILABLE FOR APPROPRIATION	\$2,543,438

TAX LEVY ANALYSIS				
	ACTUAL 2013-14	ACTUAL 2014-15	BUDGET 2015-16	BUDGET 2016-17
Permanent Rate Levy - Subject to \$10 Limit	\$263,347,173	\$275,940,381	\$286,651,238	\$298,198,130
Library & OHS Local Option Levy - Subject to \$10 Limit	3,092,265	3,240,078	3,339,081	3,467,355
General Obligation Bond Levy	7,170,406	6,248,363	6,209,210	0
Total Proposed Levy	273,609,845	285,428,822	296,199,529	301,665,485
Loss due to 1% limitation	(21,898,027)	(17,703,408)	(16,917,801)	(12,115,933)
Loss in appropriation due to discounts and delinquencies	<u>(12,392,101)</u>	<u>(12,582,723)</u>	<u>(14,522,650)</u>	<u>(15,056,576)</u>
Total Proposed Levy less Loss	\$239,319,717	\$255,412,691	\$264,759,078	\$274,492,976

NOTES

Average property tax discount	2.60%
Property tax delinquency rate	2.60%
Average valuation change (Based on July - January Value Growth)	3.80%

Details of Service Reimbursements

fy2017 proposed budget

Insurance Benefits (60140/60145)

Paid to the Risk Management Fund (3500) to cover worker's compensation, active and retiree healthcare, life, unemployment, liability, and long-term disability insurance.

General Fund		54,706,755
NONDEPARTMENTAL	1,561,468	
DISTRICT ATTORNEY	3,689,274	
COUNTY HUMAN SERVICES	2,604,311	
HEALTH DEPARTMENT	17,006,324	
COMMUNITY JUSTICE	6,492,740	
SHERIFF'S OFFICE	16,040,602	
COUNTY MANAGEMENT	4,590,455	
COUNTY ASSETS	959,896	
COMMUNITY SERVICES	1,761,685	
Road Fund		1,256,690
Federal/State Program Fund		28,393,887
NONDEPARTMENTAL	219,290	
DISTRICT ATTORNEY	1,131,993	
COUNTY HUMAN SERVICES	10,240,041	
HEALTH DEPARTMENT	11,815,394	
COMMUNITY JUSTICE	3,368,961	
SHERIFF'S OFFICE	1,618,208	
Animal Control Fund		19,968
Willamette River Bridge Fund		836,345
Library Fund		10,125,176
Public Land Corner Preservation Fund		203,409
Inmate Welfare Fund		75,587
Justice Services Special Ops Fund		887,810
COMMUNITY JUSTICE	348,548	
SHERIFF'S OFFICE	539,262	
Video Lottery Fund		447,174
NONDEPARTMENTAL	19,551	
COMMUNITY JUSTICE	406,328	
COUNTY MANAGEMENT	21,295	
Downtown Courthouse Capital Fund		9,958
Financed Projects Fund		46,141
Capital Improvement Fund		2,213
Information Technology Capital Fund		23,243
Health Department Headquarters Capital Fund		9,958
Sellwood Bridge Replacement Fund		12,516
Behavioral Health Managed Care Fund		1,630,103
Risk Management Fund		1,071,226
NONDEPARTMENTAL	586,856	
COUNTY MANAGEMENT	484,370	
Fleet Management Fund		239,531
Information Technology Fund		3,921,154
Mail Distribution Fund		221,641
Facilities Management Fund		2,228,157
Total Payments to the Risk Management Fund		106,368,642

Details of Service Reimbursements

fy2017 proposed budget

PERS Bond Salary Related Expense (60130)

Paid to the PERS Bond Sinking Fund (2004) to retire debt issued to pre-fund the County's unfunded liability and to support ongoing costs associated with PERS.

General Fund		14,915,128
NONDEPARTMENTAL	485,716	
DISTRICT ATTORNEY	1,019,012	
COUNTY HUMAN SERVICES	709,721	
HEALTH DEPARTMENT	4,547,988	
COMMUNITY JUSTICE	1,695,716	
SHERIFF'S OFFICE	4,494,708	
COUNTY MANAGEMENT	1,238,114	
COUNTY ASSETS	295,130	
COMMUNITY SERVICES	429,022	
Road Fund		325,778
Federal/State Program Fund		7,195,137
NONDEPARTMENTAL	59,095	
DISTRICT ATTORNEY	292,224	
COUNTY HUMAN SERVICES	2,389,265	
HEALTH DEPARTMENT	3,062,621	
COMMUNITY JUSTICE	880,663	
SHERIFF'S OFFICE	511,269	
Animal Control Fund		2,605
Willamette River Bridge Fund		233,199
Library Fund		2,172,090
Land Corner Preservation Fund		56,609
Inmate Welfare Fund		15,829
Justice Services Special Ops Fund		233,825
COMMUNITY JUSTICE	87,623	
SHERIFF'S OFFICE	146,202	
Video Lottery Fund		113,824
NONDEPARTMENTAL	5,149	
COMMUNITY JUSTICE	101,799	
COUNTY MANAGEMENT	6,876	
Information Technology Capital Fund		9,004
Sellwood Bridge Replacement Fund		4,126
Behavioral Health Managed Care Fund		425,205
Risk Management Fund		378,308
NONDEPARTMENTAL	230,972	
COUNTY MANAGEMENT	147,336	
Fleet Management Fund		53,079
Information Technology Fund		1,294,226
Mail Distribution Fund		49,460
Facilities Management Fund		651,050
Total Payments to the PERS Bond Sinking Fund		28,128,480

Details of Service Reimbursements

fy2017 proposed budget

Indirect Costs (60350/60355)		
<i>Paid to the General Fund (1000) to cover the administrative and overhead costs billed to grants and other dedicated revenues.</i>		
General Fund (FQHC)		5,022,335
HEALTH DEPARTMENT	5,013,749	
COMMUNITY JUSTICE	8,586	
Road Fund		601,325
Recreation Fund		2,640
Federal/State Program Fund		14,922,621
NONDEPARTMENTAL	9,404	
DISTRICT ATTORNEY	532,772	
COUNTY HUMAN SERVICES	4,235,062	
HEALTH DEPARTMENT	6,502,459	
COMMUNITY JUSTICE	2,710,950	
SHERIFF'S OFFICE	931,974	
Willamette River Bridge Fund		371,479
Library Fund		1,288,018
Land Corner Preservation Fund		93,482
Inmate Welfare Fund		77,011
Justice Services Special Ops Fund		644,132
COMMUNITY JUSTICE	280,953	
SHERIFF'S OFFICE	363,179	
Oregon Historical Society Levy Fund		7,500
Behavioral Health Managed Care Fund		1,054,098
Total Payments to the General Fund for Indirect Costs		24,084,641

Details of Service Reimbursements

fy2017 proposed budget

Telecommunication Costs (60370)		
<i>Paid to the Information Technology Fund (3503) to cover the costs of services provided by the County-owned telecommunications system.</i>		
General Fund		1,861,392
NONDEPARTMENTAL	82,773	
DISTRICT ATTORNEY	120,696	
COUNTY HUMAN SERVICES	130,485	
HEALTH DEPARTMENT	547,071	
COMMUNITY JUSTICE	524,931	
SHERIFF'S OFFICE	188,860	
COUNTY MANAGEMENT	121,497	
COUNTY ASSETS	38,974	
COMMUNITY SERVICES	106,105	
Road Fund		38,255
Federal/State Program Fund		1,063,592
NONDEPARTMENTAL	3,107	
DISTRICT ATTORNEY	18,400	
COUNTY HUMAN SERVICES	461,380	
HEALTH DEPARTMENT	580,705	
Willamette River Bridge Fund		20,502
Library Fund		175,446
Land Corner Preservation Fund		2,980
Inmate Welfare Fund		10,130
Justice Services Special Ops Fund		3,179
Video Lottery Fund		385
Sellwood Bridge Replacement Fund		5,433
Behavioral Health Managed Care Fund		87,209
Risk Management Fund		32,323
NONDEPARTMENTAL	16,657	
COUNTY MANAGEMENT	15,666	
Fleet Management Fund		6,290
Mail Distribution Fund		16,954
Facilities Management Fund		145,704
Total Payments to the Information Technology Fund		3,469,774

Details of Service Reimbursements

fy2017 proposed budget

Data Processing Costs (60380)	
<i>Paid to the Information Technology Fund (3503) to cover the costs of developing, maintaining, and operating computer programs.</i>	
General Fund	24,154,101
NONDEPARTMENTAL	2,453,116
DISTRICT ATTORNEY	613,179
COUNTY HUMAN SERVICES	926,367
HEALTH DEPARTMENT	7,316,341
COMMUNITY JUSTICE	5,556,537
SHERIFF'S OFFICE	3,082,904
COUNTY MANAGEMENT	2,521,018
COUNTY ASSETS	397,954
COMMUNITY SERVICES	1,286,685
Road Fund	504,629
Federal/State Program Fund	9,087,025
NONDEPARTMENTAL	221,848
DISTRICT ATTORNEY	66,290
COUNTY HUMAN SERVICES	4,760,468
HEALTH DEPARTMENT	4,038,419
Willamette River Bridge Fund	317,754
Library Fund	5,708,639
Land Corner Preservation Fund	125,800
Video Lottery Fund	8,167
Sellwood Bridge Replacement Fund	135,411
Behavioral Health Managed Care Fund	895,024
Risk Management Fund	300,079
NONDEPARTMENTAL	147,729
COUNTY MANAGEMENT	152,350
Fleet Management Fund	117,735
Mail Distribution Fund	55,407
Facilities Management Fund	1,022,321
Total Payments to the Information Technology Fund	42,432,092

Details of Service Reimbursements

fy2017 proposed budget

Motor Pool (60410)		
<i>Paid to the Fleet Management Fund (3501) to cover the use and maintenance of County-owned vehicles, including both cars and vans for transportation, and heavy equipment used in road construction.</i>		
General Fund		3,635,173
NONDEPARTMENTAL	73,667	
DISTRICT ATTORNEY	117,184	
COUNTY HUMAN SERVICES	74,076	
HEALTH DEPARTMENT	322,699	
COMMUNITY JUSTICE	576,961	
SHERIFF'S OFFICE	2,246,221	
COUNTY MANAGEMENT	21,551	
COUNTY ASSETS	354	
COMMUNITY SERVICES	202,460	
Road Fund		1,023,671
Federal/State Program Fund		619,129
NONDEPARTMENTAL	810	
DISTRICT ATTORNEY	9,480	
COUNTY HUMAN SERVICES	482,428	
HEALTH DEPARTMENT	119,468	
COMMUNITY JUSTICE	6,943	
Willamette River Bridge Fund		203,976
Library Fund		113,595
Land Corner Preservation Fund		9,501
Justice Services Specials Ops Fund		162
Video Lottery Fund		473
COMMUNITY JUSTICE	116	
COUNTY MANAGEMENT	357	
Sellwood Bridge Replacement Fund		10,942
Behavioral Health Managed Care Fund		68,278
Risk Management Fund		15,069
NONDEPARTMENTAL	1,872	
COUNTY MANAGEMENT	13,197	
Information Technology Fund		34,425
Mail Distribution Fund		95,059
Facilities Management Fund		611,331
Total Payments to the Fleet Management Fund		6,440,784

Details of Service Reimbursements

fy2017 proposed budget

Building Management (60430) <i>Paid to the Facilities Management Fund (3505), Capital Improvement (2507) and Asset Preservation (2509) funds to cover the cost of office space and building management.</i>	
General Fund	28,710,612
NONDEPARTMENTAL	5,792,402
DISTRICT ATTORNEY	1,015,284
COUNTY HUMAN SERVICES	1,095,709
HEALTH DEPARTMENT	3,958,579
COMMUNITY JUSTICE	4,731,240
SHERIFF'S OFFICE	9,059,267
COUNTY MANAGEMENT	1,758,517
COUNTY ASSETS	170,277
COMMUNITY SERVICES	1,129,337
Road Fund	425,651
Federal/State Program Fund	7,169,242
NONDEPARTMENTAL	130,909
DISTRICT ATTORNEY	14,829
COUNTY HUMAN SERVICES	3,619,865
HEALTH DEPARTMENT	3,403,639
Willamette River Bridge Fund	255,513
Library Fund	6,048,490
Land Corner Preservation Fund	65,657
Justice Services Special Ops Fund	49,456
COMMUNITY JUSTICE	46,764
SHERIFF'S OFFICE	2,692
Behavioral Health Managed Care Fund	563,106
Risk Management Fund	616,754
NONDEPARTMENTAL	321,619
COUNTY MANAGEMENT	295,135
Fleet Management Fund	688,500
Information Technology Fund	1,206,410
Mail Distribution Fund	433,580
Total Payments to Facilities Management Fund	46,232,971

Capital Debt Retirement Fund (60450) <i>Reimbursements made to the Capital Lease Retirement Fund (2002) to repay non-voter approved debt.</i>	
Road Fund	311,856
Willamette River Bridge Fund	51,551
Library Fund	125,000
Video Lottery Fund	392,089
Capital Improvement Fund	450,000
Sellwood Bridge Replacement Fund	9,472,650
Information Technology Fund	950,000
Facilities Management Fund	4,718,000
Total Payments to the Capital Debt Retirement Fund	16,471,146

Details of Service Reimbursements

fy2017 proposed budget

Mail Distribution Fund (60460)	
<i>Paid to the Mail Distribution Fund (3504) for mail distribution and delivery, and records management.</i>	
General Fund	1,738,075
NONDEPARTMENTAL	19,138
DISTRICT ATTORNEY	257,838
COUNTY HUMAN SERVICES	32,913
HEALTH DEPARTMENT	549,662
COMMUNITY JUSTICE	228,464
SHERIFF'S OFFICE	171,281
COUNTY MANAGEMENT	338,901
COUNTY ASSETS	10,648
COMMUNITY SERVICES	129,230
Road Fund	6,667
Federal/State Program Fund	678,314
NONDEPARTMENTAL	472
DISTRICT ATTORNEY	38,749
COUNTY HUMAN SERVICES	287,409
HEALTH DEPARTMENT	349,744
COMMUNITY JUSTICE	1,940
Willamette River Bridge Fund	6,619
Library Fund	12,409
Land Corner Preservation Fund	1,563
Inmate Welfare Fund	1,229
Justice Services Special Ops Fund	18,398
COMMUNITY JUSTICE	5,098
SHERIFF'S OFFICE	13,300
Video Lottery Fund	1,844
Sellwood Bridge Replacement Fund	4,191
Behavioral Health Managed Care Fund	33,005
Risk Management Fund	47,355
NONDEPARTMENTAL	33,340
COUNTY MANAGEMENT	14,015
Fleet Management Fund	4,979
Information Technology Fund	5,233
Facilities Management Fund	27,072
Total Payments to the Mail Distribution Fund	2,586,953

Detail of Cash Transfers Between Funds

fy2017 proposed budget

From (Fund)	To (Fund)	To (Dept.)	Amount	Description
Information Technology Fund	Information Technology Capital Fund	County Assets	\$5,381,667	Move funds associated with IT Capital Projects to the newly established IT Capital Fund
General Fund	Capital Improvement Fund	County Assets	\$7,500,000	Consolidate the Department of Community Justice facilities in a Mid-County campus
General Fund	Downtown Courthouse Capital Fund	County Assets	\$19,900,000	Funding for Downtown Courthouse replacement
General Fund	Asset Preservation Fund	County Assets	\$100,000	Analysis and planning for upgrades to MCDC Detention Electronics
General Fund	Hansen Building Replacement Fund	County Assets	\$3,000,000	Funding for Hansen Building replacement
General Fund	Information Technology Capital Fund	County Assets	\$1,479,456	Replace the District Attorney's case management system (CRIMES)
Facilities Management Fund	Asset Preservation Fund	County Assets	\$260,604	Asset preservation fee on facility and property management space
Facilities Management Fund	Capital Improvement Fund	County Assets	\$550,088	Capital program fee on facility and property management space
Capital Improvement Fund	Hansen Building Replacement Fund	County Assets	\$2,390,766	Move carryover funds from FY 2016 to the Hansen Building Replacement Fund
Animal Control Fund	General Fund	Community Services	\$1,755,000	Animal license fees/other revenue to partially offset animal control program costs

Debt Amortization Schedule

fy2017 proposed budget

Debt Description	Dated	Maturity Date	Avg Annual Interest	Amount Issued (in thousands)	Principal Outstanding 6/30/2016	Principal Outstanding 6/30/2017	2016-2017 Interest	2016-2017 Principal
General Obligation Bonds:								
Series 2010 - GO Refunding Bonds	03/31/10	10/01/16	1.70%	\$45,175	\$5,905	\$0	\$118	\$5,905
PERS Pension Revenue Bonds:								
Limited Tax Pension Obligation Revenue Bonds	12/01/99	06/01/30	7.67%	\$184,548	\$111,248	\$94,263	\$4,358	\$16,985
Full Faith and Credit Obligations:								
Series 2010A - Full Faith and Credit	03/31/10	06/01/17	2.96%	\$9,800	\$1,485	\$0	\$45	\$1,485
Series 2010B - Full Faith and Credit	12/14/10	06/01/30	2.74%	15,000	15,000	15,000	713	0
Series 2012 - Full Faith and Credit	12/13/12	06/01/33	4.00%	128,000	115,460	110,910	4,923	4,550
Series 2014- Full Faith and Credit	06/18/14	08/01/19	3.00%	22,530	18,745	14,175	732	4,570
Total Full Faith and Credit				\$175,330	\$150,690	\$140,085	\$6,412	\$10,605
Leases and Contracts:								
Sellwood Lofts - Capital Lease	01/01/02	01/01/32	2.50%	\$1,093	\$912	\$887	\$93	\$25
Sheriff's Office Warehouse - Capital Lease	07/01/10	06/30/17	4.00%	814	131	0	3	131
Total Leases and Contracts				\$1,907	\$1,043	\$887	\$96	\$156
Loans								
Oregon Transportation Infrastructure Bank	09/01/08	09/01/25	3.98%	\$3,200	\$2,520	\$2,308	\$100	\$212

Community Justice

FUND 1000: General Fund

FY14 ACTUAL	FY15 ACTUAL	FY16 ADOPTED	FY16 REVISED	EXPENDITURE DETAIL	FY17 PROPOSED	FY17 APPROVED	FY17 ADOPTED
33,949	10,980	11,000	11,000	60550 - Capital Equipment	11,000	0	0
33,949	10,980	11,000	11,000	TOTAL Capital Outlay	11,000	0	0
187,455	120,668	141,331	141,331	60150 - Cnty Match & Sharing	99,765	0	0
329,995	324,687	567,247	564,402	60155 - Direct Client Asst.	450,944	0	0
8,775,602	7,931,544	12,319,984	12,281,850	60160 - Pass-Thru & Pgm Supt	11,916,232	0	0
713,306	1,189,154	1,194,115	1,219,115	60170 - Professional Svcs	1,101,829	0	0
-213,885	-354,360	0	0	95106 - Settle Passthr/Supp	0	0	0
9,792,473	9,211,692	14,222,677	14,206,698	TOTAL Contractual Services	13,568,770	0	0
104	0	0	0	60500 - Interest	0	0	0
104	0	0	0	TOTAL Debt Service	0	0	0
1,226	1,004	1,440	1,440	60350 - Central Indirect	1,511	0	0
5,247	3,559	4,507	4,507	60355 - Dept Indirect	7,075	0	0
653,747	521,614	515,642	515,642	60370 - Intl Svc Telephone	524,931	0	0
4,696,321	4,843,278	5,106,059	5,106,059	60380 - Intl Svc Data Proc	5,556,537	0	0
415,077	430,267	525,599	525,599	60410 - Intl Svc Motor Pool	576,961	0	0
90,604	134,334	145,691	145,691	60420 - Intl Svc Electronics	0	0	0
3,937,350	4,386,038	4,524,784	4,524,784	60430 - Intl Svc Bldg Mgmt	4,731,240	0	0
23,413	36,028	0	0	60440 - Intl Svc Other	0	0	0
175,130	210,689	223,797	223,797	60460 - Intl Svc Dist/Postge	228,464	0	0
0	0	0	0	95105 - Settle Indirect-Central	0	0	0
-124,920	-169,893	0	0	95107 - Settle Int Svc Expenses	0	0	0
0	2	0	0	95121 - Settle Indirect-Dept	0	0	0
359,118	150,753	0	0	95430 - Settle Bldg Mgmt Svc	0	0	0
10,232,312	10,547,672	11,047,519	11,047,519	TOTAL Internal Services	11,626,719	0	0
125,787	128,047	133,994	133,994	60180 - Printing	181,554	0	0
14,201	31,013	90,487	90,487	60200 - Communications	90,295	0	0
10,776	14,889	12,500	12,500	60210 - Rentals	12,500	0	0
37,558	19,519	241,896	181,896	60220 - Repairs and Maint	204,396	0	0
1,876	1,298	1,650	1,650	60230 - Postage	3,953	0	0
583,474	643,677	598,462	598,711	60240 - Supplies	576,563	0	0
35,674	43,190	45,900	45,900	60246 - Med&Dental Supplies	43,810	0	0
262,189	294,802	232,686	232,686	60250 - Food	191,470	0	0
249,542	201,972	246,550	246,550	60260 - Travel & Training	244,331	0	0
42,439	66,161	90,981	90,981	60270 - Local Travel/Mileage	96,373	0	0
5,345	5,471	4,858	4,858	60280 - Insurance	5,550	0	0
65,036	84,199	93,720	93,720	60290 - Software Lic / Maint	85,133	0	0
-449	0	0	0	60320 - Refunds	0	0	0
28,385	38,756	37,187	36,787	60340 - Dues & Subscriptions	43,102	0	0
-22,523	-51,972	0	0	95101 - Settle Matr & Svcs	0	0	0
10	0	0	0	95110 - Settle Inv Acctnt	0	0	0
-2,047	0	0	0	95116 - Settle Med Supplies	0	0	0
0	0	0	0	95120 - Settle Bad Debt Exp	0	0	0

Community Justice

FUND 1000: General Fund

FY14 ACTUAL	FY15 ACTUAL	FY16 ADOPTED	FY16 REVISED	EXPENDITURE DETAIL	FY17 PROPOSED	FY17 APPROVED	FY17 ADOPTED
1,437,274	1,521,021	1,830,871	1,770,720	TOTAL Materials & Supplies	1,779,030	0	0
17,566,015	18,784,419	20,521,099	20,384,981	60000 - Permanent	21,092,950	0	0
2,042,260	2,046,538	725,456	766,416	60100 - Temporary	785,417	0	0
391,730	405,090	316,559	316,559	60110 - Overtime	314,930	0	0
375,946	429,738	417,337	417,337	60120 - Premium	333,831	0	0
6,562,449	6,623,633	7,203,973	7,159,234	60130 - Salary Related Expns	7,734,899	0	0
406,320	413,178	60,720	78,906	60135 - Non Base Fringe	65,894	0	0
5,474,947	5,711,673	6,167,428	6,127,613	60140 - Insurance Benefits	6,476,247	0	0
101,640	93,912	16,322	28,578	60145 - Non Base Insurance	16,493	0	0
-15,340	-3,754	0	0	90001 - ATYP Posting (CATS)	0	0	0
-76,584	-69,503	0	0	90002 - ATYP On Call (CATS)	0	0	0
-74,829	532,615	0	0	95102 - Settle Labor	0	0	0
32,754,554	34,967,539	35,428,894	35,279,624	TOTAL Personnel	36,820,661	0	0
54,250,666	56,258,905	62,540,961	62,315,561	TOTAL FUND 1000: General Fund	63,806,180	0	0

COMMUNITY JUSTICE

1000: General Fund

FY14 ADOPTED		FY15 ADOPTED		FY16 ADOPTED		POSITION DETAIL	Salary		FY17 PROPOSED		FY17 APPROVED		FY17 ADOPTED	
FTE	BASE AMT	FTE	BASE AMT	FTE	BASE AMT		MIN	MAX	FTE	BASE AMT	FTE	BASE AMT	FTE	BASE AMT
9.00	335,068	8.00	296,079	9.20	336,412	6001-Office Assistant 2	16.16	19.85	13.52	495,605	0.00	0	0.00	0
10.14	439,668	11.10	484,650	10.10	457,346	6002-Office Assistant/Sr	18.69	23.01	8.10	358,203	0.00	0	0.00	0
2.00	99,012	4.00	201,081	3.00	162,577	6003-Clerical Unit Coordinator	21.72	26.66	4.00	221,663	0.00	0	0.00	0
2.00	92,303	3.00	140,839	3.00	146,889	6005-Administrative Specialist	19.26	23.71	3.00	148,521	0.00	0	0.00	0
1.00	39,279	1.00	41,096	1.00	43,738	6011-Contract Technician	19.26	23.71	1.00	45,572	0.00	0	0.00	0
3.00	167,250	3.00	175,601	3.00	184,925	6015-Contract Specialist	25.92	31.88	0.00	0	0.00	0	0.00	0
0.80	37,367	0.80	37,933	1.30	59,057	6020-Program Technician	19.26	23.71	1.30	61,775	0.00	0	0.00	0
2.12	116,578	2.50	139,723	3.50	207,543	6021-Program Specialist	25.92	31.88	3.75	216,093	0.00	0	0.00	0
2.50	136,368	1.00	53,431	1.00	56,914	6022-Program Coordinator	25.92	31.88	1.00	58,838	0.00	0	0.00	0
2.00	134,476	2.00	138,534	2.00	143,822	6026-Budget Analyst	28.32	34.82	2.00	145,422	0.00	0	0.00	0
0.90	45,223	2.40	122,304	2.90	144,023	6029-Finance Specialist 1	21.72	26.66	3.00	159,401	0.00	0	0.00	0
3.00	158,787	2.00	112,394	2.00	119,568	6030-Finance Specialist 2	25.14	30.92	2.00	124,498	0.00	0	0.00	0
0.00	0	0.00	0	0.00	0	6031-Contract Specialist/Sr	30.92	38.07	3.00	205,598	0.00	0	0.00	0
1.00	56,927	1.00	59,456	1.00	63,237	6032-Finance Specialist/Sr	28.32	34.82	1.00	61,042	0.00	0	0.00	0
2.80	180,652	2.80	183,638	1.80	121,941	6033-Administrative Analyst	26.66	32.81	2.80	181,275	0.00	0	0.00	0
1.00	52,492	1.00	53,292	0.00	0	6054-Administrative Assistant	21.72	26.66	0.00	0	0.00	0	0.00	0
0.00	0	2.00	146,294	3.00	225,397	6063-Project Manager	33.78	41.57	3.00	241,388	0.00	0	0.00	0
1.00	57,414	1.00	53,287	1.00	57,768	6073-Data Analyst	26.66	32.80	1.00	60,150	0.00	0	0.00	0
1.00	81,870	1.00	83,125	1.00	85,852	6087-Research/Evaluation Analyst/Sr	33.78	41.57	1.00	86,807	0.00	0	0.00	0
3.80	264,352	4.66	310,147	4.68	325,998	6088-Program Specialist/Sr	30.92	38.07	6.00	441,298	0.00	0	0.00	0
18.71	822,426	18.21	841,711	18.76	893,884	6157-Records Technician	19.85	24.43	15.00	729,207	0.00	0	0.00	0
1.00	77,172	1.00	78,355	1.00	80,936	6200-Program Communications Coordinator	31.88	39.19	0.50	33,284	0.00	0	0.00	0
1.00	60,281	0.00	0	1.00	44,858	6247-Victim Advocate	21.72	26.66	1.00	46,432	0.00	0	0.00	0
4.80	173,558	4.80	177,678	4.80	176,910	6260-Cook	17.62	21.72	4.80	197,333	0.00	0	0.00	0
4.80	144,151	4.80	149,396	4.80	153,337	6261-Food Service Worker	15.00	16.16	4.00	129,186	0.00	0	0.00	0
38.32	1,889,370	38.18	1,916,733	38.15	1,977,096	6266-Corrections Technician	21.07	25.92	37.16	1,938,198	0.00	0	0.00	0
9.00	441,647	9.08	476,031	9.16	475,026	6267-Community Works Leader	21.72	26.66	9.28	483,125	0.00	0	0.00	0
4.84	298,590	5.09	330,232	5.95	402,128	6268-Corrections Counselor	26.66	32.81	5.00	315,281	0.00	0	0.00	0
22.26	1,434,447	18.83	1,227,240	18.94	1,238,688	6272-Juvenile Counselor	26.66	32.81	17.88	1,171,040	0.00	0	0.00	0
45.52	2,568,017	49.22	2,692,262	53.00	2,991,629	6273-Juvenile Custody Services Spec	22.04	29.34	50.00	2,941,396	0.00	0	0.00	0
46.48	3,254,751	52.20	3,493,678	51.69	3,612,469	6276-Probation/Parole Officer	27.62	38.88	54.72	4,065,122	0.00	0	0.00	0
0.00	0	0.40	16,850	0.20	8,703	6285-Juvenile Counseling Assistant	21.07	25.92	0.20	9,003	0.00	0	0.00	0

COMMUNITY JUSTICE

1000: General Fund

FY14 ADOPTED		FY15 ADOPTED		FY16 ADOPTED		POSITION DETAIL	Salary		FY17 PROPOSED		FY17 APPROVED		FY17 ADOPTED	
FTE	BASE AMT	FTE	BASE AMT	FTE	BASE AMT		MIN	MAX	FTE	BASE AMT	FTE	BASE AMT	FTE	BASE AMT
1.00	61,366	1.00	56,609	1.00	58,474	6297-Case Manager 2	23.01	28.32	1.00	48,051	0.00	0	0.00	0
0.50	15,911	1.60	47,247	1.40	44,753	6341-Program Aide	15.00	18.14	1.56	51,063	0.00	0	0.00	0
0.50	29,370	0.50	30,017	0.50	31,006	6344-Basic Skills Educator	24.43	30.03	1.40	87,783	0.00	0	0.00	0
0.88	60,325	1.00	56,609	1.55	99,481	6365-Mental Health Consultant	28.32	34.82	1.36	94,496	0.00	0	0.00	0
1.00	73,292	1.00	76,664	1.00	80,936	6456-Data Analyst/Sr	31.88	39.19	2.00	148,405	0.00	0	0.00	0
4.00	249,603	4.00	255,055	4.00	265,247	6500-Operations Process Specialist	26.66	32.81	4.00	261,172	0.00	0	0.00	0
0.00	0	1.00	58,066	3.00	167,426	9006-Administrative Analyst	23.49	32.89	3.00	176,553	0.00	0	0.00	0
1.00	56,294	1.00	58,299	1.00	54,901	9020-Nutrition Services Manager	25.91	36.27	1.00	66,031	0.00	0	0.00	0
1.50	72,523	0.00	0	0.00	0	9061-Human Resources Technician	20.31	28.43	0.00	0	0.00	0	0.00	0
1.80	113,869	2.60	148,527	2.60	155,387	9080-Human Resources Analyst 1	23.54	32.96	2.80	172,546	0.00	0	0.00	0
1.00	75,360	1.00	59,231	1.00	89,815	9335-Finance Supervisor	29.63	44.44	1.00	92,794	0.00	0	0.00	0
1.00	97,776	1.00	101,259	1.00	107,323	9336-Finance Manager	36.29	54.44	1.00	113,677	0.00	0	0.00	0
0.00	0	0.12	7,564	0.00	0	9361-Program Supervisor	27.20	41.97	1.00	64,882	0.00	0	0.00	0
1.24	108,732	1.70	172,926	1.90	198,878	9364-Manager 2	33.92	50.88	1.90	184,920	0.00	0	0.00	0
7.00	737,752	7.00	732,946	7.00	767,706	9365-Manager, Sr	36.29	54.44	7.00	780,434	0.00	0	0.00	0
1.00	90,210	1.00	106,552	1.00	112,001	9366-Quality Manager	36.29	54.44	1.00	113,677	0.00	0	0.00	0
2.00	224,057	2.00	243,025	2.00	257,578	9602-Division Director 2	42.33	63.50	2.00	255,539	0.00	0	0.00	0
1.00	160,449	1.00	164,026	1.00	168,785	9610-Department Director 1	51.28	82.05	1.00	171,311	0.00	0	0.00	0
1.00	139,862	1.00	140,625	1.00	144,705	9619-Deputy Director	43.96	70.34	1.00	146,871	0.00	0	0.00	0
19.32	1,700,546	21.64	1,845,394	21.62	1,914,124	9620-Community Justice Manager	29.98	46.27	20.22	1,897,404	0.00	0	0.00	0
1.00	110,568	1.00	114,506	1.00	120,960	9621-Human Resources Manager 2	39.20	58.80	1.00	115,393	0.00	0	0.00	0
2.00	98,673	1.00	51,224	0.00	0	9634-Administrative Specialist/Nr	19.31	27.03	0.00	0	0.00	0	0.00	0
2.00	132,889	3.80	250,552	3.80	251,192	9670-Human Resources Analyst 2	25.88	38.82	3.80	252,303	0.00	0	0.00	0
1.00	72,124	0.00	0	0.00	0	9720-Operations Administrator	25.91	36.27	0.00	0	0.00	0	0.00	0
2.90	238,435	3.90	301,094	3.90	331,347	9748-Human Resources Analyst, Senior	29.63	44.44	3.90	312,040	0.00	0	0.00	0
1.00	96,604	1.00	81,947	1.00	86,854	9790-Public Relations Coordinator	34.70	48.58	1.00	90,802	0.00	0	0.00	0
0.00	-100,000	0.00	0	0.00	0	9998-Salary/Actg Adjustments	N/A	N/A	0.00	0	0.00	0	0.00	0
0.00	0	0.00	133,238	0.00	13,549	SALARY/ACTG ADJUSTMENTS	N/A	N/A	0.00	23,047	0.00	0	0.00	0
302.43	18,376,086	317.93	19,526,272	325.20	20,521,099	TOTAL BUDGET			324.95	21,092,950	0.00	0	0.00	0

Community Justice

FUND 1505: Federal/State Program Fund

FY14 ACTUAL	FY15 ACTUAL	FY16 ADOPTED	FY16 REVISED	EXPENDITURE DETAIL	FY17 PROPOSED	FY17 APPROVED	FY17 ADOPTED
43,705	73,240	145,319	89,552	60155 - Direct Client Asst.	85,415	0	0
5,563,618	5,813,276	9,114,770	8,300,896	60160 - Pass-Thru & Pgm Supt	7,994,260	0	0
207,604	279,917	489,119	534,444	60170 - Professional Svcs	480,801	0	0
284,056	403,712	0	0	95106 - Settle Passthru/Supp	0	0	0
6,098,982	6,570,145	9,749,208	8,924,892	TOTAL Contractual Services	8,560,476	0	0
472,435	548,448	800,678	771,525	60350 - Central Indirect	477,130	0	0
1,904,385	1,878,238	2,360,426	2,287,866	60355 - Dept Indirect	2,233,820	0	0
15,225	50,032	30,000	30,000	60370 - Intl Svc Telephone	0	0	0
0	0	71,478	71,478	60380 - Intl Svc Data Proc	0	0	0
4,388	3,658	9,531	9,531	60410 - Intl Svc Motor Pool	6,943	0	0
434	6,249	0	0	60440 - Intl Svc Other	0	0	0
1,264	1,053	1,137	1,137	60460 - Intl Svc Dist/Postge	1,940	0	0
0	0	0	0	95105 - Settle Indirect-Central	0	0	0
124,920	173,487	0	0	95107 - Settle Int Svc Expenses	0	0	0
0	-2	0	0	95121 - Settle Indirect-Dept	0	0	0
7,659	16,605	0	0	95430 - Settle Bldg Mgmt Svc	0	0	0
2,530,710	2,677,768	3,273,250	3,171,537	TOTAL Internal Services	2,719,833	0	0
54,878	68,724	70,890	71,025	60180 - Printing	42,107	0	0
59,969	65,888	0	0	60200 - Communications	0	0	0
375	0	0	0	60210 - Rentals	0	0	0
60	13	2,057	2,057	60230 - Postage	154	0	0
72,123	68,079	222,832	222,466	60240 - Supplies	69,237	0	0
30,208	18,830	36,880	36,880	60246 - Med&Dental Supplies	21,051	0	0
153,504	170,378	258,019	258,019	60250 - Food	190,264	0	0
29,904	21,934	41,618	57,874	60260 - Travel & Training	35,099	0	0
3,416	1,774	14,351	14,351	60270 - Local Travel/Mileage	5,351	0	0
821	618	1,200	2,700	60340 - Dues & Subscriptions	2,700	0	0
22,525	51,958	0	0	95101 - Settle Matrl & Svcs	0	0	0
2,047	0	0	0	95116 - Settle Med Supplies	0	0	0
0	0	0	0	95120 - Settle Bad Debt Exp	0	0	0
429,832	468,197	647,847	665,372	TOTAL Materials & Supplies	365,963	0	0
9,028,907	10,143,049	11,533,300	11,418,252	60000 - Permanent	11,087,005	0	0
276,075	154,178	289,257	333,171	60100 - Temporary	127,338	0	0
66,210	102,120	80,594	80,594	60110 - Overtime	31,084	0	0
190,228	230,773	227,630	216,932	60120 - Premium	148,541	0	0
3,474,697	3,698,555	4,089,091	4,048,326	60130 - Salary Related Expns	4,138,016	0	0
43,169	23,483	35,842	51,375	60135 - Non Base Fringe	33,440	0	0
2,777,805	3,020,606	3,463,245	3,416,490	60140 - Insurance Benefits	3,334,785	0	0
10,498	13,352	23,522	41,374	60145 - Non Base Insurance	34,176	0	0
748	0	0	0	90001 - ATYP Posting (CATS)	0	0	0
76,584	69,503	0	0	90002 - ATYP On Call (CATS)	0	0	0
117,761	-399,585	0	0	95102 - Settle Labor	0	0	0

FY14 ACTUAL	FY15 ACTUAL	FY16 ADOPTED	FY16 REVISED	EXPENDITURE DETAIL	FY17 PROPOSED	FY17 APPROVED	FY17 ADOPTED
16,062,681	17,056,034	19,742,481	19,606,514	TOTAL Personnel	18,934,385	0	0
25,122,205	26,772,145	33,412,786	32,368,315	TOTAL FUND 1505: Federal/State Program Fund	30,580,657	0	0

COMMUNITY JUSTICE

1505: Federal/State Program Fund

FY14 ADOPTED		FY15 ADOPTED		FY16 ADOPTED		POSITION DETAIL	Salary		FY17 PROPOSED		FY17 APPROVED		FY17 ADOPTED	
FTE	BASE AMT	FTE	BASE AMT	FTE	BASE AMT		MIN	MAX	FTE	BASE AMT	FTE	BASE AMT	FTE	BASE AMT
3.00	112,856	3.65	133,587	2.63	103,000	6001-Office Assistant 2	16.16	19.85	0.00	0	0.00	0	0.00	0
4.96	213,874	2.00	92,014	1.00	47,523	6002-Office Assistant/Sr	18.69	23.01	1.00	48,051	0.00	0	0.00	0
4.00	195,406	4.00	202,561	4.00	212,704	6003-Clerical Unit Coordinator	21.72	26.66	2.00	111,350	0.00	0	0.00	0
1.38	77,284	0.00	0	1.00	53,524	6021-Program Specialist	25.92	31.88	0.00	0	0.00	0	0.00	0
0.50	27,039	0.00	0	0.00	0	6022-Program Coordinator	25.92	31.88	0.00	0	0.00	0	0.00	0
0.00	0	0.00	0	1.00	55,062	6033-Administrative Analyst	26.66	32.81	0.00	0	0.00	0	0.00	0
1.00	66,503	0.00	0	0.00	0	6036-Clinical Coordinator	30.92	38.07	0.00	0	0.00	0	0.00	0
0.00	0	0.00	0	0.00	0	6074-Data Technician	21.07	25.92	0.75	32,998	0.00	0	0.00	0
0.00	0	0.00	0	1.00	55,062	6086-Research/Evaluation Analyst 2	26.66	32.81	0.00	0	0.00	0	0.00	0
0.00	0	0.34	22,229	0.32	22,206	6088-Program Specialist/Sr	30.92	38.07	0.00	0	0.00	0	0.00	0
16.00	673,321	17.50	784,950	18.00	850,644	6157-Records Technician	19.85	24.43	25.00	1,202,615	0.00	0	0.00	0
11.25	485,441	11.07	527,646	12.25	597,286	6266-Corrections Technician	21.07	25.92	11.73	576,292	0.00	0	0.00	0
2.00	96,075	1.92	96,440	1.84	98,047	6267-Community Works Leader	21.72	26.66	1.72	94,069	0.00	0	0.00	0
6.00	427,918	7.00	434,884	9.00	544,915	6268-Corrections Counselor	26.66	32.81	9.00	562,797	0.00	0	0.00	0
6.74	433,649	11.17	707,803	11.06	726,666	6272-Juvenile Counselor	26.66	32.81	12.12	799,396	0.00	0	0.00	0
11.48	626,449	11.78	608,675	20.00	1,006,204	6273-Juvenile Custody Services Spec	22.04	29.34	10.00	500,434	0.00	0	0.00	0
64.76	4,573,736	69.54	4,727,898	75.60	5,197,050	6276-Probation/Parole Officer	27.62	38.88	71.12	5,226,024	0.00	0	0.00	0
0.00	0	1.60	67,402	0.80	34,811	6285-Juvenile Counseling Assistant	21.07	25.92	0.80	36,014	0.00	0	0.00	0
1.00	42,783	0.00	0	0.00	0	6298-Case Manager 1	19.85	24.43	0.00	0	0.00	0	0.00	0
0.50	30,825	0.60	38,792	0.60	40,647	6309-M & F Counselor Associate	26.66	32.81	0.60	33,405	0.00	0	0.00	0
0.73	23,230	0.20	5,906	0.40	12,201	6341-Program Aide	15.00	18.14	0.24	7,682	0.00	0	0.00	0
0.50	12,590	0.50	15,368	0.00	0	6343-Program Education Aide	15.00	18.14	0.00	0	0.00	0	0.00	0
0.33	18,324	0.23	13,576	0.23	13,886	6344-Basic Skills Educator	24.43	30.03	0.00	0	0.00	0	0.00	0
8.12	548,543	9.00	626,558	8.45	607,647	6365-Mental Health Consultant	28.32	34.82	6.64	444,851	0.00	0	0.00	0
0.00	0	0.88	55,472	2.00	111,898	9361-Program Supervisor	27.20	41.97	2.00	152,490	0.00	0	0.00	0
0.07	6,746	0.02	2,034	0.00	0	9364-Manager 2	33.92	50.88	0.00	0	0.00	0	0.00	0
1.00	108,252	0.00	0	0.00	0	9365-Manager, Sr	36.29	54.44	0.00	0	0.00	0	0.00	0
9.79	873,444	10.03	909,656	12.58	1,120,746	9620-Community Justice Manager	29.98	46.27	12.98	1,231,191	0.00	0	0.00	0
0.00	0	0.00	6,466	0.00	21,571	SALARY/ACTG ADJUSTMENTS	N/A	N/A	0.00	27,346	0.00	0	0.00	0
155.11	9,674,288	163.03	10,079,917	183.76	11,533,300	TOTAL BUDGET			167.70	11,087,005	0.00	0	0.00	0

Community Justice

FUND 1513: Inmate Welfare Fund

FY14 ACTUAL	FY15 ACTUAL	FY16 ADOPTED	FY16 REVISED	EXPENDITURE DETAIL	FY17 PROPOSED	FY17 APPROVED	FY17 ADOPTED
434	0	900	900	60170 - Professional Svcs	0	0	0
434	0	900	900	TOTAL Contractual Services	0	0	0
9	0	24	24	60350 - Central Indirect	0	0	0
40	0	76	76	60355 - Dept Indirect	0	0	0
0	0	0	0	95430 - Settle Bldg Mgmt Svc	0	0	0
49	0	100	100	TOTAL Internal Services	0	0	0
0	0	0	0	60240 - Supplies	0	0	0
0	0	0	0	TOTAL Materials & Supplies	0	0	0
483	0	1,000	1,000	TOTAL FUND 1513: Inmate Welfare Fund	0	0	0

Community Justice

FUND 1516: Justice Services Special Ops Fund

FY14 ACTUAL	FY15 ACTUAL	FY16 ADOPTED	FY16 REVISED	EXPENDITURE DETAIL	FY17 PROPOSED	FY17 APPROVED	FY17 ADOPTED
172	3,366	500	500	60155 - Direct Client Asst.	12,199	0	0
79,522	73,887	76,949	76,949	60160 - Pass-Thru & Pgm Supt	10,500	0	0
90,174	80,218	96,423	96,423	60170 - Professional Svcs	103,847	0	0
-70,170	-49,352	0	0	95106 - Settle Passthru/Supp	0	0	0
99,698	108,119	173,872	173,872	TOTAL Contractual Services	126,546	0	0
44,717	47,294	58,612	58,612	60350 - Central Indirect	49,449	0	0
191,290	167,551	183,395	183,395	60355 - Dept Indirect	231,504	0	0
2,507	2,461	2,796	2,796	60370 - Intl Svc Telephone	3,179	0	0
219	144	109	109	60410 - Intl Svc Motor Pool	162	0	0
37,258	39,628	42,610	42,610	60430 - Intl Svc Bldg Mgmt	46,764	0	0
12,289	12,923	11,847	11,847	60440 - Intl Svc Other	12,238	0	0
9,801	5,436	6,344	6,344	60460 - Intl Svc Dist/Postge	5,098	0	0
1,507	1,311	0	0	95430 - Settle Bldg Mgmt Svc	0	0	0
299,588	276,748	305,713	305,713	TOTAL Internal Services	348,394	0	0
4,206	3,816	6,289	6,289	60180 - Printing	5,075	0	0
0	0	0	0	60200 - Communications	428	0	0
95	98	600	600	60230 - Postage	300	0	0
10,704	14,751	9,742	5,921	60240 - Supplies	5,291	0	0
928	36	0	0	60250 - Food	0	0	0
9,058	14,090	12,069	12,069	60260 - Travel & Training	12,069	0	0
361	339	944	944	60270 - Local Travel/Mileage	1,544	0	0
1,905	1,385	0	0	60320 - Refunds	0	0	0
1,459	2,796	1,550	1,550	60340 - Dues & Subscriptions	1,550	0	0
0	-5	0	0	95101 - Settle Matrl & Svcs	0	0	0
28,716	37,307	31,194	27,373	TOTAL Materials & Supplies	26,257	0	0
1,173,591	1,130,198	1,135,019	1,146,079	60000 - Permanent	1,106,211	0	0
8,481	5,065	6,623	0	60100 - Temporary	6,723	0	0
5,140	4,065	0	0	60110 - Overtime	0	0	0
13,981	24,801	16,693	14,170	60120 - Premium	16,145	0	0
439,527	399,149	392,895	397,613	60130 - Salary Related Expns	394,822	0	0
917	424	554	0	60135 - Non Base Fringe	564	0	0
372,732	350,839	347,008	344,900	60140 - Insurance Benefits	348,407	0	0
324	183	149	0	60145 - Non Base Insurance	141	0	0
3,511	0	0	0	90001 - ATYP Posting (CATS)	0	0	0
-133,597	-100,715	0	0	95102 - Settle Labor	0	0	0
1,884,606	1,814,009	1,898,941	1,902,762	TOTAL Personnel	1,873,013	0	0
2,312,609	2,236,183	2,409,720	2,409,720	TOTAL FUND 1516: Justice Services Special Ops Fund	2,374,210	0	0

COMMUNITY JUSTICE

1516: Justice Services Special Ops Fund

FY14 ADOPTED		FY15 ADOPTED		FY16 ADOPTED		POSITION DETAIL	Salary		FY17 PROPOSED		FY17 APPROVED		FY17 ADOPTED	
FTE	BASE AMT	FTE	BASE AMT	FTE	BASE AMT		MIN	MAX	FTE	BASE AMT	FTE	BASE AMT	FTE	BASE AMT
1.00	34,148	1.15	39,829	1.17	45,506	6001-Office Assistant 2	16.16	19.85	0.48	18,968	0.00	0	0.00	0
1.80	77,722	2.00	88,350	2.00	92,593	6002-Office Assistant/Sr	18.69	23.01	1.00	48,051	0.00	0	0.00	0
0.00	0	0.00	0	0.00	0	6022-Program Coordinator	25.92	31.88	1.00	57,690	0.00	0	0.00	0
3.29	144,021	2.29	103,203	2.24	106,035	6157-Records Technician	19.85	24.43	0.00	0	0.00	0	0.00	0
6.18	293,626	5.00	243,137	4.35	225,622	6266-Corrections Technician	21.07	25.92	6.86	350,042	0.00	0	0.00	0
3.76	267,258	3.76	249,821	3.71	275,474	6276-Probation/Parole Officer	27.62	38.88	3.16	229,471	0.00	0	0.00	0
1.30	75,914	1.20	72,242	1.20	76,632	6309-M & F Counselor Associate	26.66	32.81	1.40	88,001	0.00	0	0.00	0
3.00	218,237	3.00	221,601	3.00	228,900	6369-Marriage And Family Counselor	30.03	36.95	3.00	228,102	0.00	0	0.00	0
0.69	69,998	0.28	28,482	0.10	10,467	9364-Manager 2	33.92	50.88	0.10	8,742	0.00	0	0.00	0
1.39	128,068	0.83	76,777	0.80	73,790	9620-Community Justice Manager	29.98	46.27	0.80	77,144	0.00	0	0.00	0
22.41	1,308,992	19.51	1,123,442	18.57	1,135,019	TOTAL BUDGET			17.80	1,106,211	0.00	0	0.00	0

Community Justice

FUND 1519: Video Lottery Fund

FY14 ACTUAL	FY15 ACTUAL	FY16 ADOPTED	FY16 REVISED	EXPENDITURE DETAIL	FY17 PROPOSED	FY17 APPROVED	FY17 ADOPTED
4,458	7,290	10,442	10,442	60155 - Direct Client Asst.	99,753	0	0
7,808	2,354	10,200	10,200	60170 - Professional Svcs	10,200	0	0
12,266	9,644	20,642	20,642	TOTAL Contractual Services	109,953	0	0
0	0	153	153	60410 - Intl Svc Motor Pool	116	0	0
37	0	0	0	60440 - Intl Svc Other	0	0	0
1,244	996	1,158	1,158	60460 - Intl Svc Dist/Postge	1,844	0	0
1,870	0	0	0	95430 - Settle Bldg Mgmt Svc	0	0	0
3,152	996	1,311	1,311	TOTAL Internal Services	1,960	0	0
3,558	3,446	3,977	3,977	60180 - Printing	0	0	0
24	0	100	100	60230 - Postage	0	0	0
8,890	700	12,586	12,586	60240 - Supplies	10,402	0	0
172	0	1,000	1,000	60250 - Food	1,000	0	0
8,209	6,671	6,291	6,291	60260 - Travel & Training	6,291	0	0
0	23	472	472	60270 - Local Travel/Mileage	472	0	0
5,500	0	0	0	60290 - Software Lic / Maint	0	0	0
0	5,500	0	0	60340 - Dues & Subscriptions	0	0	0
0	18	0	0	95101 - Settle Matrl & Svcs	0	0	0
26,352	16,358	24,426	24,426	TOTAL Materials & Supplies	18,165	0	0
1,287,061	1,395,607	1,367,965	1,367,965	60000 - Permanent	1,285,183	0	0
5,041	732	7,353	7,353	60100 - Temporary	16,522	0	0
504	11	0	0	60110 - Overtime	0	0	0
13,784	13,091	14,281	14,281	60120 - Premium	14,679	0	0
453,866	469,420	455,430	455,430	60130 - Salary Related Expns	457,806	0	0
2,161	148	615	615	60135 - Non Base Fringe	1,386	0	0
416,848	438,265	419,794	419,794	60140 - Insurance Benefits	405,981	0	0
187	26	165	165	60145 - Non Base Insurance	347	0	0
90,760	-32,316	0	0	95102 - Settle Labor	0	0	0
2,270,212	2,284,983	2,265,603	2,265,603	TOTAL Personnel	2,181,904	0	0
2,311,982	2,311,982	2,311,982	2,311,982	TOTAL FUND 1519: Video Lottery Fund	2,311,982	0	0

COMMUNITY JUSTICE

1519: Video Lottery Fund

FY14 ADOPTED		FY15 ADOPTED		FY16 ADOPTED		POSITION DETAIL	Salary		FY17 PROPOSED		FY17 APPROVED		FY17 ADOPTED	
FTE	BASE AMT	FTE	BASE AMT	FTE	BASE AMT		MIN	MAX	FTE	BASE AMT	FTE	BASE AMT	FTE	BASE AMT
0.00	0	0.00	0	3.00	105,261	6001-Office Assistant 2	16.16	19.85	3.00	109,541	0.00	0	0.00	0
0.00	0	0.00	0	0.00	0	6002-Office Assistant/Sr	18.69	23.01	1.00	39,016	0.00	0	0.00	0
3.00	145,890	3.00	150,899	3.00	152,437	6266-Corrections Technician	21.07	25.92	1.00	54,120	0.00	0	0.00	0
11.16	708,530	10.91	708,680	10.05	675,563	6268-Corrections Counselor	26.66	32.81	9.00	616,491	0.00	0	0.00	0
2.50	78,469	2.50	78,004	0.00	0	6343-Program Education Aide	15.00	18.14	0.00	0	0.00	0	0.00	0
4.07	228,828	4.17	235,265	4.18	247,121	6344-Basic Skills Educator	24.43	30.03	3.50	210,213	0.00	0	0.00	0
2.00	172,681	2.00	178,833	2.00	187,583	9620-Community Justice Manager	29.98	46.27	3.00	255,802	0.00	0	0.00	0
22.73	1,334,398	22.58	1,351,681	22.23	1,367,965	TOTAL BUDGET			20.50	1,285,183	0.00	0	0.00	0

Community Services

FUND 1000: General Fund

FY14 ACTUAL	FY15 ACTUAL	FY16 ADOPTED	FY16 REVISED	EXPENDITURE DETAIL	FY17 PROPOSED	FY17 APPROVED	FY17 ADOPTED
12,510	275,193	500,000	500,000	60550 - Capital Equipment	0	0	0
12,510	275,193	500,000	500,000	TOTAL Capital Outlay	0	0	0
0	0	0	250,000	60150 - Cnty Match & Sharing	0	0	0
0	100	70,000	70,000	60160 - Pass-Thru & Pgm Supt	0	0	0
536,475	648,212	847,691	997,691	60170 - Professional Svcs	743,797	0	0
536,475	648,312	917,691	1,317,691	TOTAL Contractual Services	743,797	0	0
116,446	86,279	98,206	98,206	60370 - Intl Svc Telephone	106,105	0	0
910,826	960,032	1,201,088	1,201,088	60380 - Intl Svc Data Proc	1,286,685	0	0
196,721	180,732	209,028	209,028	60410 - Intl Svc Motor Pool	202,460	0	0
9,878	14,543	0	0	60420 - Intl Svc Electronics	0	0	0
776,729	817,143	947,938	947,938	60430 - Intl Svc Bldg Mgmt	1,129,337	0	0
3,236	8,997	126,510	126,510	60440 - Intl Svc Other	122,900	0	0
105,823	125,119	112,894	112,894	60460 - Intl Svc Dist/Postge	129,230	0	0
10	0	0	0	95107 - Settle Int Svc Expenses	0	0	0
45,758	59,609	0	0	95430 - Settle Bldg Mgmt Svc	0	0	0
2,165,427	2,252,454	2,695,664	2,695,664	TOTAL Internal Services	2,976,717	0	0
340,485	464,363	586,254	583,754	60180 - Printing	737,104	0	0
667	555	0	0	60190 - Utilities	0	0	0
7,290	11,119	16,480	16,480	60200 - Communications	15,480	0	0
3,980	8,914	12,200	12,200	60210 - Rentals	12,000	0	0
7,970	11,491	79,444	79,444	60220 - Repairs and Maint	178,649	0	0
84,905	165,317	298,117	298,117	60230 - Postage	324,719	0	0
406,691	568,710	496,844	492,333	60240 - Supplies	506,886	0	0
771	1,080	0	0	60246 - Med&Dental Supplies	0	0	0
43	0	0	0	60250 - Food	0	0	0
51,008	41,830	65,898	53,898	60260 - Travel & Training	59,100	0	0
4,151	3,731	5,700	4,700	60270 - Local Travel/Mileage	4,700	0	0
44,401	89,447	108,890	108,890	60290 - Software Lic / Maint	115,980	0	0
2,202	2,080	0	0	60320 - Refunds	0	0	0
6,693	8,363	7,000	7,000	60340 - Dues & Subscriptions	7,000	0	0
0	431	0	0	60660 - Goods Issue	0	0	0
-971	-725	0	0	60680 - Cash Discounts Taken	0	0	0
1,521	3,889	0	0	92002 - Equipment Use	0	0	0
862	479	0	0	95101 - Settle Matrl & Svcs	0	0	0
1	290	0	0	95110 - Settle Inv Acctnt	0	0	0
962,671	1,381,364	1,676,827	1,656,816	TOTAL Materials & Supplies	1,961,618	0	0
4,259,000	4,356,175	5,036,899	5,051,592	60000 - Permanent	5,307,155	0	0
281,660	506,071	386,486	486,486	60100 - Temporary	626,275	0	0
111,262	110,398	119,062	119,062	60110 - Overtime	109,118	0	0
15,725	15,405	19,343	19,343	60120 - Premium	19,343	0	0
1,444,436	1,378,525	1,584,785	1,589,001	60130 - Salary Related Expns	1,774,071	0	0
35,547	74,546	42,157	42,157	60135 - Non Base Fringe	36,997	0	0

Community Services

FUND 1000: General Fund

FY14 ACTUAL	FY15 ACTUAL	FY16 ADOPTED	FY16 REVISED	EXPENDITURE DETAIL	FY17 PROPOSED	FY17 APPROVED	FY17 ADOPTED
1,418,513	1,414,091	1,641,602	1,642,704	60140 - Insurance Benefits	1,750,874	0	0
11,095	20,934	15,277	15,277	60145 - Non Base Insurance	10,811	0	0
6,098	89,259	0	0	90001 - ATYP Posting (CATS)	0	0	0
150,535	-1,234	0	0	90002 - ATYP On Call (CATS)	0	0	0
8,659	2,276	0	0	92001 - Sheriff Office OT (CATS)	0	0	0
0	-114,047	0	0	93002 - Assess Labor	0	0	0
16,775	13,258	0	0	95102 - Settle Labor	0	0	0
0	368	0	0	95200 - ATYP Clean Up (Cent)	0	0	0
7,759,304	7,866,024	8,845,611	8,965,622	TOTAL Personnel	9,634,644	0	0
11,436,387	12,423,346	14,635,793	15,135,793	TOTAL FUND 1000: General Fund	15,316,776	0	0

COMMUNITY SERVICES

1000: General Fund

FY14 ADOPTED		FY15 ADOPTED		FY16 ADOPTED		POSITION DETAIL	Salary		FY17 PROPOSED		FY17 APPROVED		FY17 ADOPTED	
FTE	BASE AMT	FTE	BASE AMT	FTE	BASE AMT		MIN	MAX	FTE	BASE AMT	FTE	BASE AMT	FTE	BASE AMT
11.00	398,524	11.00	395,565	11.00	400,307	6001-Office Assistant 2	16.16	19.85	11.00	410,862	0.00	0	0.00	0
8.00	341,931	8.00	346,906	8.00	362,451	6002-Office Assistant/Sr	18.69	23.01	8.00	371,758	0.00	0	0.00	0
3.00	173,848	3.00	168,745	3.00	177,195	6021-Program Specialist	25.92	31.88	3.00	183,562	0.00	0	0.00	0
2.00	103,988	2.00	108,448	4.00	222,452	6022-Program Coordinator	25.92	31.88	3.00	174,316	0.00	0	0.00	0
1.00	77,548	1.00	69,618	1.00	71,911	6026-Budget Analyst	28.32	34.82	1.00	72,711	0.00	0	0.00	0
1.00	64,603	1.00	65,585	1.00	67,745	6033-Administrative Analyst	26.66	32.81	1.00	68,499	0.00	0	0.00	0
1.00	42,848	1.00	43,427	1.00	48,123	6054-Administrative Assistant	21.72	26.66	1.00	50,385	0.00	0	0.00	0
3.50	112,087	2.50	79,631	4.00	131,539	6062-Animal Care Aide	15.23	18.69	4.00	139,350	0.00	0	0.00	0
1.00	81,870	1.00	68,391	1.00	85,852	6063-Project Manager	33.78	41.57	1.00	86,807	0.00	0	0.00	0
8.00	326,139	9.00	364,739	9.00	381,579	6065-Animal Care Technician	17.61	21.72	11.00	459,925	0.00	0	0.00	0
3.00	143,394	4.00	191,941	4.00	204,994	6066-Veterinary Technician	21.07	25.92	4.00	199,808	0.00	0	0.00	0
8.00	378,819	8.00	393,657	8.00	406,958	6067-Animal Control Officer 2	21.72	26.66	8.00	409,675	0.00	0	0.00	0
2.00	80,268	2.00	83,943	2.00	89,380	6069-Animal Control Officer 1	18.69	23.01	2.00	86,960	0.00	0	0.00	0
2.00	74,475	2.00	77,889	2.00	82,907	6072-Animal Control Dispatcher	17.61	21.72	2.00	81,440	0.00	0	0.00	0
4.00	270,320	4.00	276,367	6.00	404,592	6075-Planner	28.32	34.82	6.00	409,092	0.00	0	0.00	0
2.00	154,344	2.00	145,869	2.00	152,847	6078-Planner/Sr	31.88	39.19	2.00	141,465	0.00	0	0.00	0
0.00	0	0.00	0	1.00	55,062	6086-Research/Evaluation Analyst 2	26.66	32.81	0.00	0	0.00	0	0.00	0
3.00	198,226	2.00	133,511	2.00	144,920	6088-Program Specialist/Sr	30.92	38.07	2.00	148,489	0.00	0	0.00	0
2.00	140,334	2.00	146,395	2.00	153,387	6200-Program Communications Coordinator	31.88	39.19	2.00	148,405	0.00	0	0.00	0
1.00	54,170	1.00	56,099	1.00	59,458	9006-Administrative Analyst	23.49	32.89	1.00	62,161	0.00	0	0.00	0
0.00	0	1.00	40,594	1.00	41,772	9061-Human Resources Technician	20.31	28.43	0.00	0	0.00	0	0.00	0
0.00	0	0.00	0	0.00	0	9080-Human Resources Analyst 1	23.54	32.96	1.00	68,826	0.00	0	0.00	0
1.00	108,252	1.00	108,843	1.00	74,666	9336-Finance Manager	36.29	54.44	1.00	113,676	0.00	0	0.00	0
2.00	141,439	3.00	217,397	3.00	194,506	9361-Program Supervisor	27.20	41.97	2.00	137,076	0.00	0	0.00	0
1.20	136,346	1.20	141,059	1.20	145,152	9601-Division Director 1	39.20	58.80	2.00	223,860	0.00	0	0.00	0
1.00	130,000	1.00	148,387	1.00	157,273	9610-Department Director 1	51.28	82.05	1.00	164,422	0.00	0	0.00	0
0.00	0	0.00	0	0.00	0	9615-Program Manager 1	31.47	48.58	1.00	68,123	0.00	0	0.00	0
0.00	0	0.00	0	0.00	0	9619-Deputy Director	43.96	70.34	1.00	91,795	0.00	0	0.00	0
1.00	106,371	1.00	110,160	1.00	116,757	9621-Human Resources Manager 2	39.20	58.80	1.00	122,064	0.00	0	0.00	0
1.00	91,370	1.00	94,625	1.00	100,291	9666-Elections Manager	36.29	54.44	1.00	104,850	0.00	0	0.00	0
0.00	0	0.00	0	0.00	0	9670-Human Resources Analyst 2	25.88	38.82	1.00	66,031	0.00	0	0.00	0
0.25	20,658	0.00	0	1.00	64,748	9710-Management Assistant	31.47	44.06	1.00	92,005	0.00	0	0.00	0

COMMUNITY SERVICES

1000: General Fund

FY14 ADOPTED		FY15 ADOPTED		FY16 ADOPTED		POSITION DETAIL	Salary		FY17 PROPOSED		FY17 APPROVED		FY17 ADOPTED	
FTE	BASE AMT	FTE	BASE AMT	FTE	BASE AMT		MIN	MAX	FTE	BASE AMT	FTE	BASE AMT	FTE	BASE AMT
1.00	65,487	1.00	67,820	1.00	71,881	9720-Operations Administrator	25.91	36.27	1.00	60,696	0.00	0	0.00	0
1.00	81,082	2.00	162,336	2.00	178,157	9746-Veterinarian	39.20	58.80	2.00	186,255	0.00	0	0.00	0
1.00	84,331	1.00	76,505	2.00	145,376	9748-Human Resources Analyst, Senior	29.63	44.44	1.00	61,862	0.00	0	0.00	0
0.00	0	0.00	38,078	0.00	42,661	SALARY/ACTG ADJUSTMENTS	N/A	N/A	0.00	39,944	0.00	0	0.00	0
76.95	4,183,072	79.70	4,422,530	88.20	5,036,899	TOTAL BUDGET			90.00	5,307,155	0.00	0	0.00	0

Community Services

FUND 1501: Road Fund

FY14 ACTUAL	FY15 ACTUAL	FY16 ADOPTED	FY16 REVISED	EXPENDITURE DETAIL	FY17 PROPOSED	FY17 APPROVED	FY17 ADOPTED
0	36,318	0	0	60520 - Land	0	0	0
331,644	66,215	8,290,000	8,290,000	60540 - Other Improvements	9,294,000	0	0
20,227	0	0	0	60550 - Capital Equipment	0	0	0
351,871	102,533	8,290,000	8,290,000	TOTAL Capital Outlay	9,294,000	0	0
28,487,192	29,254,626	30,452,794	30,452,794	60150 - Cnty Match & Sharing	32,197,539	0	0
5,770	5,874	27,000	27,000	60160 - Pass-Thru & Pgm Supt	28,000	0	0
351,101	1,652,667	385,500	385,500	60170 - Professional Svcs	275,500	0	0
0	0	0	0	95106 - Settle Passthru/Supp	0	0	0
28,844,063	30,913,166	30,865,294	30,865,294	TOTAL Contractual Services	32,501,039	0	0
382,489	371,091	508,189	508,189	60350 - Central Indirect	184,528	0	0
276,407	251,627	418,239	418,239	60355 - Dept Indirect	416,797	0	0
30,069	31,612	36,550	36,550	60370 - Intl Svc Telephone	38,255	0	0
462,306	453,943	470,249	470,249	60380 - Intl Svc Data Proc	504,629	0	0
1,245,667	1,115,495	1,192,728	1,192,728	60410 - Intl Svc Motor Pool	1,023,671	0	0
1,708	2,516	17,413	17,413	60420 - Intl Svc Electronics	0	0	0
514,429	543,615	402,340	402,340	60430 - Intl Svc Bldg Mgmt	425,651	0	0
107,481	113,405	319,136	319,136	60440 - Intl Svc Other	319,136	0	0
457,619	311,857	311,856	311,856	60450 - IntlSvcReimbCapDebRe	311,856	0	0
14,051	5,452	8,846	8,846	60460 - Intl Svc Dist/Postge	6,667	0	0
-550	0	0	0	95107 - Settle Int Svc Expenses	0	0	0
39,977	19,445	0	0	95430 - Settle Bldg Mgmt Svc	0	0	0
3,531,653	3,220,057	3,685,546	3,685,546	TOTAL Internal Services	3,231,190	0	0
8,198	8,533	5,400	5,400	60180 - Printing	5,400	0	0
30,565	28,433	30,500	30,500	60190 - Utilities	30,500	0	0
13,897	13,207	5,707	5,707	60200 - Communications	17,300	0	0
16,130	25,075	0	0	60210 - Rentals	0	0	0
143,665	74,323	226,000	226,000	60220 - Repairs and Maint	205,663	0	0
173	12	0	0	60230 - Postage	0	0	0
1,391,500	827,652	1,502,200	1,502,200	60240 - Supplies	1,284,200	0	0
25,774	32,653	44,250	44,250	60260 - Travel & Training	41,250	0	0
2,837	1,890	2,280	2,280	60270 - Local Travel/Mileage	2,280	0	0
24,821	24,131	42,500	42,500	60290 - Software Lic / Maint	25,200	0	0
4,490	5,270	7,200	7,200	60340 - Dues & Subscriptions	7,200	0	0
0	0	0	0	60610 - Loss-Inv Revaluation	0	0	0
116,408	480,427	177,000	177,000	60660 - Goods Issue	176,000	0	0
-86	-107	0	0	60680 - Cash Discounts Taken	0	0	0
-2,769	1,717	0	0	92002 - Equipment Use	0	0	0
-8,169	-1,092	0	0	95101 - Settle Matr & Svcs	0	0	0
-351	-359	0	0	95110 - Settle Inv Acct	0	0	0
-722	-183	0	0	95112 - Settle Equip Use	0	0	0
1,766,361	1,521,584	2,043,037	2,043,037	TOTAL Materials & Supplies	1,794,993	0	0
3,701,262	3,640,375	4,005,646	4,019,342	60000 - Permanent	4,044,347	0	0

Community Services

FUND 1501: Road Fund

FY14 ACTUAL	FY15 ACTUAL	FY16 ADOPTED	FY16 REVISED	EXPENDITURE DETAIL	FY17 PROPOSED	FY17 APPROVED	FY17 ADOPTED
398,639	189,915	424,000	405,015	60100 - Temporary	266,000	0	0
92,793	59,678	68,500	68,500	60110 - Overtime	68,500	0	0
3,372	1,766	5,200	5,200	60120 - Premium	5,200	0	0
1,247,874	1,156,100	1,257,727	1,261,989	60130 - Salary Related Expns	1,337,738	0	0
65,328	21,692	11,200	11,200	60135 - Non Base Fringe	11,200	0	0
1,199,195	1,117,721	1,214,925	1,215,952	60140 - Insurance Benefits	1,249,390	0	0
16,675	7,369	7,300	7,300	60145 - Non Base Insurance	7,300	0	0
-304,853	-85,281	0	0	90001 - ATYP Posting (CATS)	0	0	0
-9,574	-6,093	0	0	90002 - ATYP On Call (CATS)	0	0	0
-40,000	-82,305	0	0	93002 - Assess Labor	0	0	0
-73,682	-28,933	0	0	95102 - Settle Labor	0	0	0
6,297,029	5,992,005	6,994,498	6,994,498	TOTAL Personnel	6,989,675	0	0
40,790,977	41,749,345	51,878,375	51,878,375	TOTAL FUND 1501: Road Fund	53,810,897	0	0

COMMUNITY SERVICES

1501: Road Fund

FY14 ADOPTED		FY15 ADOPTED		FY16 ADOPTED		POSITION DETAIL	Salary		FY17 PROPOSED		FY17 APPROVED		FY17 ADOPTED	
FTE	BASE AMT	FTE	BASE AMT	FTE	BASE AMT		MIN	MAX	FTE	BASE AMT	FTE	BASE AMT	FTE	BASE AMT
1.00	57,504	1.00	55,523	1.00	62,356	3105-Sign Fabricator	30.20	30.20	1.00	63,050	0.00	0	0.00	0
1.00	39,087	1.00	39,676	1.00	40,983	6001-Office Assistant 2	16.16	19.85	1.00	33,740	0.00	0	0.00	0
1.00	62,765	1.00	56,197	1.00	55,917	6015-Contract Specialist	25.92	31.88	1.00	57,259	0.00	0	0.00	0
1.00	42,881	1.00	44,775	1.00	47,643	6020-Program Technician	19.26	23.71	0.00	0	0.00	0	0.00	0
2.00	104,984	2.00	102,475	2.00	107,377	6029-Finance Specialist 1	21.72	26.66	2.00	109,925	0.00	0	0.00	0
0.00	0	0.00	0	1.00	51,912	6030-Finance Specialist 2	25.14	30.92	1.00	62,702	0.00	0	0.00	0
1.00	61,275	1.00	58,018	1.00	61,714	6032-Finance Specialist/Sr	28.32	34.82	1.00	64,250	0.00	0	0.00	0
0.00	0	0.00	0	0.00	0	6063-Project Manager	33.78	41.57	1.00	70,531	0.00	0	0.00	0
0.00	0	0.00	0	1.00	55,062	6073-Data Analyst	26.66	32.80	1.00	57,412	0.00	0	0.00	0
2.00	122,538	2.00	123,860	2.00	127,330	6076-Transportation Planning Specialist	29.16	35.87	2.00	136,583	0.00	0	0.00	0
1.00	67,105	1.00	70,138	1.00	74,630	6078-Planner/Sr	31.88	39.19	1.00	66,568	0.00	0	0.00	0
1.00	67,960	1.00	71,005	1.00	75,558	6088-Program Specialist/Sr	30.92	38.07	1.00	78,704	0.00	0	0.00	0
1.00	42,783	1.00	43,426	1.00	44,856	6092-Maintenance Worker	17.61	21.72	1.00	45,355	0.00	0	0.00	0
5.00	285,910	4.00	224,253	4.00	234,917	6096-Maintenance Specialist/Sr	25.15	30.92	4.00	248,054	0.00	0	0.00	0
4.00	204,124	2.00	103,635	3.00	150,562	6098-Striper Operator	21.07	25.92	3.00	152,238	0.00	0	0.00	0
1.00	57,486	1.00	60,035	1.00	62,012	6105-Arborist/Vegetation Specialist	24.43	30.03	1.00	62,702	0.00	0	0.00	0
1.00	68,570	1.00	69,618	1.00	71,911	6111-Procurement Analyst/Sr	28.32	34.82	1.00	72,711	0.00	0	0.00	0
24.00	1,031,125	19.00	878,359	20.00	945,825	6176-Maintenance Specialist 1	21.07	25.92	19.00	954,135	0.00	0	0.00	0
2.00	107,083	1.00	56,609	1.00	58,474	6177-Maintenance Specialist 2	23.71	29.16	1.00	60,886	0.00	0	0.00	0
0.00	0	0.00	0	0.00	0	6178-Program Communications Specialist	25.92	31.88	1.00	56,395	0.00	0	0.00	0
1.00	79,490	1.00	80,718	1.00	83,377	6211-Right-Of-Way Permits Specialist	32.81	40.38	1.00	105,742	0.00	0	0.00	0
1.00	56,668	1.00	45,671	1.00	55,062	6231-Engineering Technician 1	21.72	26.66	1.00	55,675	0.00	0	0.00	0
2.00	119,801	2.00	108,860	1.00	62,012	6232-Engineering Technician 2	24.43	30.03	1.00	62,702	0.00	0	0.00	0
3.00	194,735	3.00	202,478	4.00	271,020	6233-Engineering Technician 3	28.32	34.82	3.00	209,463	0.00	0	0.00	0
0.00	0	0.00	0	0.00	0	6235-Engineer 1(Intern)	31.88	39.19	1.00	71,258	0.00	0	0.00	0
0.80	65,198	0.80	68,205	1.80	146,624	6236-Engineer 2	35.87	44.13	2.00	149,794	0.00	0	0.00	0
1.80	164,743	2.00	194,999	2.00	199,687	6311-Engineer 3	40.38	49.65	1.00	91,478	0.00	0	0.00	0
2.00	140,051	2.00	144,588	2.00	153,836	6456-Data Analyst/Sr	31.88	39.19	2.00	159,181	0.00	0	0.00	0
4.00	288,383	4.00	268,751	3.00	201,907	9140-Road Operations Supervisor	25.91	36.27	3.00	207,518	0.00	0	0.00	0
0.00	0	0.00	0	0.00	0	9335-Finance Supervisor	29.63	44.44	1.00	61,862	0.00	0	0.00	0
1.40	163,229	0.40	47,020	0.40	48,384	9601-Division Director 1	39.20	58.80	0.00	0	0.00	0	0.00	0
3.00	282,431	3.00	270,304	2.00	187,028	9615-Program Manager 1	31.47	48.58	3.00	240,473	0.00	0	0.00	0

COMMUNITY SERVICES

1501: Road Fund

FY14 ADOPTED		FY15 ADOPTED		FY16 ADOPTED		POSITION DETAIL	Salary		FY17 PROPOSED		FY17 APPROVED		FY17 ADOPTED	
FTE	BASE AMT	FTE	BASE AMT	FTE	BASE AMT		MIN	MAX	FTE	BASE AMT	FTE	BASE AMT	FTE	BASE AMT
0.00	0	1.00	72,561	1.00	103,161	9671-Engineering Services Manager 1	36.29	54.44	1.00	107,850	0.00	0	0.00	0
1.00	124,582	1.00	106,708	1.00	144,705	9676-County Engineer	43.96	70.34	1.00	153,368	0.00	0	0.00	0
0.00	0	0.00	31,756	0.00	19,804	SALARY/ACTG ADJUSTMENTS	N/A	N/A	0.00	-85,217	0.00	0	0.00	0
70.00	4,102,491	61.20	3,700,221	64.20	4,005,646	TOTAL BUDGET			65.00	4,044,347	0.00	0	0.00	0

Community Services

FUND 1503: Bicycle Path Construction Fund

FY14 ACTUAL	FY15 ACTUAL	FY16 ADOPTED	FY16 REVISED	EXPENDITURE DETAIL	FY17 PROPOSED	FY17 APPROVED	FY17 ADOPTED
18	0	75,000	75,000	60540 - Other Improvements	437,800	0	0
18	0	75,000	75,000	TOTAL Capital Outlay	437,800	0	0
5,202	6,098	0	0	60170 - Professional Svcs	0	0	0
5,202	6,098	0	0	TOTAL Contractual Services	0	0	0
79	143	0	0	60350 - Central Indirect	0	0	0
72	120	0	0	60355 - Dept Indirect	0	0	0
47,260	97,305	0	0	95430 - Settle Bldg Mgmt Svc	0	0	0
47,411	97,568	0	0	TOTAL Internal Services	0	0	0
0	-91,214	0	0	93002 - Assess Labor	0	0	0
0	-91,214	0	0	TOTAL Personnel	0	0	0
52,631	12,452	75,000	75,000	TOTAL FUND 1503: Bicycle Path Construction Fund	437,800	0	0

Community Services

FUND 1505: Federal/State Program Fund

FY14 ACTUAL	FY15 ACTUAL	FY16 ADOPTED	FY16 REVISED	EXPENDITURE DETAIL	FY17 PROPOSED	FY17 APPROVED	FY17 ADOPTED
0	0	0	0	60160 - Pass-Thru & Pgm Supt	4,250,512	0	0
0	0	41,037	41,037	60170 - Professional Svcs	41,037	0	0
0	0	41,037	41,037	TOTAL Contractual Services	4,291,549	0	0
726	785	0	0	60350 - Central Indirect	0	0	0
656	658	0	0	60355 - Dept Indirect	0	0	0
1,382	1,443	0	0	TOTAL Internal Services	0	0	0
750	0	0	0	60220 - Repairs and Maint	0	0	0
0	94	0	0	60240 - Supplies	0	0	0
0	0	0	0	95101 - Settle Matrl & Svcs	0	0	0
750	94	0	0	TOTAL Materials & Supplies	0	0	0
43,352	42,169	0	0	90001 - ATYP Posting (CATS)	0	0	0
-10,484	-8,707	0	0	95102 - Settle Labor	0	0	0
32,868	33,463	0	0	TOTAL Personnel	0	0	0
35,000	35,000	41,037	41,037	TOTAL FUND 1505: Federal/State Program Fund	4,291,549	0	0

Community Services

FUND 1508: Animal Control Fund

FY14 ACTUAL	FY15 ACTUAL	FY16 ADOPTED	FY16 REVISED	EXPENDITURE DETAIL	FY17 PROPOSED	FY17 APPROVED	FY17 ADOPTED
8,496	0	0	0	60530 - Buildings	0	0	0
0	0	0	0	95109 - Settle Capital	0	0	0
8,496	0	0	0	TOTAL Capital Outlay	0	0	0
144,489	133,568	121,846	121,846	60170 - Professional Svcs	102,700	0	0
144,489	133,568	121,846	121,846	TOTAL Contractual Services	102,700	0	0
142	603	0	0	60370 - Intl Svc Telephone	0	0	0
0	708	0	0	60430 - Intl Svc Bldg Mgmt	0	0	0
0	0	0	0	95107 - Settle Int Svc Expenses	0	0	0
7,025	3,390	0	0	95430 - Settle Bldg Mgmt Svc	0	0	0
7,167	4,701	0	0	TOTAL Internal Services	0	0	0
0	4,407	0	0	60180 - Printing	0	0	0
0	55	0	0	60190 - Utilities	0	0	0
436	485	0	0	60200 - Communications	0	0	0
72	0	0	0	60220 - Repairs and Maint	0	0	0
94,152	434	335,300	335,300	60240 - Supplies	217,340	0	0
0	0	0	0	60246 - Med&Dental Supplies	0	0	0
0	0	0	0	60250 - Food	0	0	0
541	0	0	0	60260 - Travel & Training	0	0	0
3	0	0	0	60270 - Local Travel/Mileage	0	0	0
0	0	2,500	2,500	60310 - Drugs	2,500	0	0
-295	-3	0	0	60680 - Cash Discounts Taken	0	0	0
0	0	0	0	95101 - Settle Matrl & Svcs	0	0	0
0	0	0	0	95110 - Settle Inv Accnt	0	0	0
94,909	5,378	337,800	337,800	TOTAL Materials & Supplies	219,840	0	0
43,778	6,342	31,443	31,443	60000 - Permanent	32,891	0	0
135,945	60,240	199,456	199,456	60100 - Temporary	188,500	0	0
2,758	598	0	0	60110 - Overtime	0	0	0
0	0	0	0	60120 - Premium	0	0	0
19,877	2,116	9,021	9,021	60130 - Salary Related Expns	10,101	0	0
34,804	13,492	20,000	20,000	60135 - Non Base Fringe	10,000	0	0
26,889	3,455	16,510	16,510	60140 - Insurance Benefits	17,468	0	0
6,521	2,321	14,500	14,500	60145 - Non Base Insurance	2,500	0	0
-54,022	9,087	0	0	90001 - ATYP Posting (CATS)	0	0	0
-140,898	8,016	0	0	90002 - ATYP On Call (CATS)	0	0	0
0	71,948	0	0	93002 - Assess Labor	0	0	0
0	0	0	0	95102 - Settle Labor	0	0	0
75,652	177,613	290,930	290,930	TOTAL Personnel	261,460	0	0
330,712	321,260	750,576	750,576	TOTAL FUND 1508: Animal Control Fund	584,000	0	0

COMMUNITY SERVICES

1508: Animal Control Fund

FY14 ADOPTED		FY15 ADOPTED		FY16 ADOPTED		POSITION DETAIL	Salary		FY17 PROPOSED		FY17 APPROVED		FY17 ADOPTED	
FTE	BASE AMT	FTE	BASE AMT	FTE	BASE AMT		MIN	MAX	FTE	BASE AMT	FTE	BASE AMT	FTE	BASE AMT
0.00	0	1.00	30,440	1.00	31,443	6062-Animal Care Aide	15.23	18.69	1.00	32,891	0.00	0	0.00	0
2.00	85,566	0.00	0	0.00	0	6065-Animal Care Technician	17.61	21.72	0.00	0	0.00	0	0.00	0
2.00	85,566	1.00	30,440	1.00	31,443	TOTAL BUDGET			1.00	32,891	0.00	0	0.00	0

Community Services

FUND 1509: Willamette River Bridge Fund

FY14 ACTUAL	FY15 ACTUAL	FY16 ADOPTED	FY16 REVISED	EXPENDITURE DETAIL	FY17 PROPOSED	FY17 APPROVED	FY17 ADOPTED
0	0	25,000	25,000	60530 - Buildings	25,000	0	0
1,098,700	1,114	2,957,835	2,957,835	60540 - Other Improvements	1,929,474	0	0
76,844	0	0	0	60550 - Capital Equipment	0	0	0
1,175,544	1,114	2,982,835	2,982,835	TOTAL Capital Outlay	1,954,474	0	0
1,368,228	1,135,032	415,215	415,215	60170 - Professional Svcs	2,736,145	0	0
1,368,228	1,135,032	415,215	415,215	TOTAL Contractual Services	2,736,145	0	0
92,990	77,495	134,176	134,176	60350 - Central Indirect	126,586	0	0
83,949	64,911	135,662	135,662	60355 - Dept Indirect	244,893	0	0
23,751	12,322	17,311	17,311	60370 - Intl Svc Telephone	20,502	0	0
224,976	200,390	259,002	259,002	60380 - Intl Svc Data Proc	317,754	0	0
135,488	143,427	171,097	171,097	60410 - Intl Svc Motor Pool	203,976	0	0
21,447	31,512	147	147	60420 - Intl Svc Electronics	0	0	0
186,416	203,735	211,498	211,498	60430 - Intl Svc Bldg Mgmt	255,513	0	0
8,424	11,686	230,933	230,933	60440 - Intl Svc Other	318,826	0	0
0	0	0	0	60450 - IntlSvcreimbCapDebRe	51,551	0	0
4,103	8,155	6,150	6,150	60460 - Intl Svc Dist/Postge	6,619	0	0
193,477	-51,205	0	0	95430 - Settle Bldg Mgmt Svc	0	0	0
975,021	702,428	1,165,976	1,165,976	TOTAL Internal Services	1,546,220	0	0
7,246	8,322	13,000	13,000	60180 - Printing	14,000	0	0
86,383	82,097	85,500	85,500	60190 - Utilities	87,500	0	0
42,229	8,565	2,274	2,274	60200 - Communications	8,000	0	0
50,641	68,693	34,350	34,350	60210 - Rentals	35,500	0	0
12,998	23,965	11,500	11,500	60220 - Repairs and Maint	11,500	0	0
404	797	300	300	60230 - Postage	300	0	0
265,354	351,193	240,000	240,000	60240 - Supplies	245,000	0	0
586	0	0	0	60246 - Med&Dental Supplies	0	0	0
13,973	9,472	34,700	34,700	60260 - Travel & Training	35,000	0	0
107	289	1,200	1,200	60270 - Local Travel/Mileage	1,200	0	0
0	4,012	0	0	60280 - Insurance	0	0	0
283	4,922	59,800	59,800	60290 - Software Lic / Maint	60,000	0	0
314,175	0	0	0	60330 - Claims Paid	0	0	0
80	564	3,500	3,500	60340 - Dues & Subscriptions	1,000	0	0
0	2,173	0	0	60660 - Goods Issue	0	0	0
-156	-631	0	0	60680 - Cash Discounts Taken	0	0	0
-54,513	-72,418	0	0	92002 - Equipment Use	0	0	0
2	0	0	0	95101 - Settle Matrl & Svcs	0	0	0
739,790	492,015	486,124	486,124	TOTAL Materials & Supplies	499,000	0	0
2,641,679	2,806,894	2,984,426	2,968,399	60000 - Permanent	2,751,063	0	0
177,289	136,556	200,285	227,394	60100 - Temporary	133,915	0	0
379,829	468,943	374,675	374,675	60110 - Overtime	192,995	0	0
24,463	34,735	39,239	39,239	60120 - Premium	41,209	0	0
1,025,224	1,059,684	1,102,688	1,092,809	60130 - Salary Related Expns	934,117	0	0

Community Services

FUND 1509: Willamette River Bridge Fund

FY14 ACTUAL	FY15 ACTUAL	FY16 ADOPTED	FY16 REVISED	EXPENDITURE DETAIL	FY17 PROPOSED	FY17 APPROVED	FY17 ADOPTED
36,148	21,069	83,995	83,995	60135 - Non Base Fringe	0	0	0
861,510	885,044	905,234	904,032	60140 - Insurance Benefits	836,345	0	0
7,398	5,377	86,809	86,809	60145 - Non Base Insurance	0	0	0
-2,435,332	-2,762,494	0	0	90001 - ATYP Posting (CATS)	0	0	0
-42,139	-52,765	0	0	90002 - ATYP On Call (CATS)	0	0	0
0	128,466	0	0	93002 - Assess Labor	0	0	0
2,853	501	0	0	95102 - Settle Labor	0	0	0
2,678,922	2,732,010	5,777,351	5,777,352	TOTAL Personnel	4,889,644	0	0
6,937,506	5,062,599	10,827,501	10,827,502	TOTAL FUND 1509: Willamette River Bridge Fund	11,625,483	0	0

COMMUNITY SERVICES

1509: Willamette River Bridge Fund

FY14 ADOPTED		FY15 ADOPTED		FY16 ADOPTED		POSITION DETAIL	Salary		FY17 PROPOSED		FY17 APPROVED		FY17 ADOPTED	
FTE	BASE AMT	FTE	BASE AMT	FTE	BASE AMT		MIN	MAX	FTE	BASE AMT	FTE	BASE AMT	FTE	BASE AMT
3.00	221,181	2.00	144,980	2.00	150,122	3061-Electrician	35.28	36.35	2.00	151,792	0.00	0	0.00	0
1.00	39,087	1.00	39,676	1.00	40,983	6001-Office Assistant 2	16.16	19.85	1.00	41,439	0.00	0	0.00	0
2.00	99,248	2.00	102,117	2.00	106,974	6029-Finance Specialist 1	21.72	26.66	2.00	109,795	0.00	0	0.00	0
1.00	65,775	1.00	68,741	1.00	71,911	6032-Finance Specialist/Sr	28.32	34.82	1.00	72,711	0.00	0	0.00	0
7.00	257,269	7.00	257,944	7.00	272,455	6059-Bridge Operator	16.63	20.45	8.00	315,818	0.00	0	0.00	0
8.00	447,968	8.00	438,125	8.00	455,075	6060-Bridge Maintenance Mechanic	24.42	30.03	8.00	480,540	0.00	0	0.00	0
3.00	137,375	3.00	133,099	3.00	135,050	6176-Maintenance Specialist 1	21.07	25.92	3.00	149,177	0.00	0	0.00	0
5.00	288,734	4.00	239,994	4.00	248,048	6232-Engineering Technician 2	24.43	30.03	3.00	183,238	0.00	0	0.00	0
2.00	135,833	3.00	196,263	2.00	141,666	6233-Engineering Technician 3	28.32	34.82	3.00	208,805	0.00	0	0.00	0
2.00	153,504	2.00	158,134	3.00	239,269	6234-Transportation Project Specialist	32.81	40.38	2.00	162,815	0.00	0	0.00	0
3.00	209,042	3.00	216,188	3.00	197,505	6235-Engineer 1(Intern)	31.88	39.19	2.00	149,692	0.00	0	0.00	0
1.00	86,882	1.00	88,220	1.00	91,126	6236-Engineer 2	35.87	44.13	1.00	78,704	0.00	0	0.00	0
3.00	286,761	3.00	288,812	3.00	287,471	6311-Engineer 3	40.38	49.65	3.00	291,659	0.00	0	0.00	0
0.00	0	0.00	0	0.00	0	9005-Administrative Analyst, Senior	25.91	36.27	1.00	75,738	0.00	0	0.00	0
0.40	46,637	0.40	47,020	0.40	48,384	9601-Division Director 1	39.20	58.80	0.00	0	0.00	0	0.00	0
1.00	68,440	1.00	70,878	1.00	74,028	9623-Bridge Maintenance Supervisor	27.20	38.07	1.00	75,139	0.00	0	0.00	0
1.00	108,252	1.00	108,843	1.00	112,000	9671-Engineering Services Manager 1	36.29	54.44	1.00	91,176	0.00	0	0.00	0
1.00	126,265	1.00	126,954	1.00	130,637	9672-Engineering Services Manager 2	42.33	63.50	1.00	141,145	0.00	0	0.00	0
0.75	61,974	1.00	85,575	1.00	90,648	9710-Management Assistant	31.47	44.06	0.00	0	0.00	0	0.00	0
1.00	72,124	1.00	72,517	1.00	74,621	9720-Operations Administrator	25.91	36.27	0.00	0	0.00	0	0.00	0
0.00	0	0.00	0	0.00	16,453	SALARY/ACTG ADJUSTMENTS	N/A	N/A	0.00	-28,320	0.00	0	0.00	0
46.15	2,912,351	45.40	2,884,080	45.40	2,984,426	TOTAL BUDGET			43.00	2,751,063	0.00	0	0.00	0

Community Services

FUND 1512: Land Corner Preservation Fund

FY14 ACTUAL	FY15 ACTUAL	FY16 ADOPTED	FY16 REVISED	EXPENDITURE DETAIL	FY17 PROPOSED	FY17 APPROVED	FY17 ADOPTED
29,332	0	40,000	40,000	60550 - Capital Equipment	60,000	0	0
29,332	0	40,000	40,000	TOTAL Capital Outlay	60,000	0	0
732	974	2,000	2,000	60170 - Professional Svcs	2,000	0	0
732	974	2,000	2,000	TOTAL Contractual Services	2,000	0	0
23,290	20,327	37,619	37,619	60350 - Central Indirect	28,732	0	0
21,026	17,026	37,880	37,880	60355 - Dept Indirect	64,750	0	0
1,144	3,067	1,550	1,550	60370 - Intl Svc Telephone	2,980	0	0
79,660	88,027	100,950	100,950	60380 - Intl Svc Data Proc	125,800	0	0
30,285	9,394	12,725	12,725	60410 - Intl Svc Motor Pool	9,501	0	0
1,302	1,914	0	0	60420 - Intl Svc Electronics	0	0	0
47,164	69,194	60,700	60,700	60430 - Intl Svc Bldg Mgmt	65,657	0	0
0	0	43,735	43,735	60440 - Intl Svc Other	43,735	0	0
2,529	3,253	2,750	2,750	60460 - Intl Svc Dist/Postge	1,563	0	0
3,951	0	0	0	95430 - Settle Bldg Mgmt Svc	0	0	0
210,352	212,203	297,909	297,909	TOTAL Internal Services	342,718	0	0
6,775	7,027	7,500	7,500	60180 - Printing	7,500	0	0
2,517	1,239	1,200	1,200	60200 - Communications	1,300	0	0
2,068	777	10,200	10,200	60220 - Repairs and Maint	10,200	0	0
17,686	17,402	20,000	20,000	60240 - Supplies	20,000	0	0
2,845	2,619	4,500	4,500	60260 - Travel & Training	4,500	0	0
232	116	0	0	60270 - Local Travel/Mileage	0	0	0
4,504	4,272	4,500	4,500	60290 - Software Lic / Maint	5,500	0	0
430	2,054	1,200	1,200	60340 - Dues & Subscriptions	1,600	0	0
0	8	0	0	60660 - Goods Issue	0	0	0
0	0	0	0	60680 - Cash Discounts Taken	0	0	0
-10,563	-17,145	0	0	92002 - Equipment Use	0	0	0
176	234	0	0	95101 - Settle Matrl & Svcs	0	0	0
0	1	0	0	95110 - Settle Inv AcCnt	0	0	0
0	0	0	0	95112 - Settle Equip Use	0	0	0
26,670	18,603	49,100	49,100	TOTAL Materials & Supplies	50,600	0	0
664,564	594,582	690,223	690,223	60000 - Permanent	713,671	0	0
0	13	1,000	1,000	60110 - Overtime	1,000	0	0
228,324	188,658	227,297	227,297	60130 - Salary Related Expns	252,143	0	0
192,012	177,698	193,286	193,286	60140 - Insurance Benefits	203,409	0	0
-242,066	-328,432	0	0	90001 - ATYP Posting (CATS)	0	0	0
243	141	0	0	90002 - ATYP On Call (CATS)	0	0	0
40,000	40,000	0	0	93002 - Assess Labor	0	0	0
1,744	1,595	0	0	95102 - Settle Labor	0	0	0
884,820	674,256	1,111,806	1,111,806	TOTAL Personnel	1,170,223	0	0
1,151,905	906,035	1,500,815	1,500,815	TOTAL FUND 1512: Land Corner Preservation Fund	1,625,541	0	0

COMMUNITY SERVICES

1512: Land Corner Preservation Fund

FY14 ADOPTED		FY15 ADOPTED		FY16 ADOPTED		POSITION DETAIL	Salary		FY17 PROPOSED		FY17 APPROVED		FY17 ADOPTED	
FTE	BASE AMT	FTE	BASE AMT	FTE	BASE AMT		MIN	MAX	FTE	BASE AMT	FTE	BASE AMT	FTE	BASE AMT
1.00	45,310	1.00	46,007	1.00	47,523	6002-Office Assistant/Sr	18.69	23.01	0.00	0	0.00	0	0.00	0
0.00	0	0.00	0	0.00	0	6074-Data Technician	21.07	25.92	1.00	49,515	0.00	0	0.00	0
4.00	230,584	4.00	235,751	4.00	233,677	6232-Engineering Technician 2	24.43	30.03	4.00	231,054	0.00	0	0.00	0
3.00	205,710	3.00	208,853	3.00	209,161	6233-Engineering Technician 3	28.32	34.82	3.00	213,438	0.00	0	0.00	0
1.00	92,961	1.00	96,272	1.00	102,037	9649-County Surveyor	36.29	54.44	1.00	106,675	0.00	0	0.00	0
1.00	90,542	1.00	93,767	1.00	97,825	9674-Survey Supervisor	31.70	47.55	1.00	99,289	0.00	0	0.00	0
0.00	0	0.00	0	0.00	0	SALARY/ACTG ADJUSTMENTS	N/A	N/A	0.00	13,700	0.00	0	0.00	0
10.00	665,107	10.00	680,650	10.00	690,223	TOTAL BUDGET			10.00	713,671	0.00	0	0.00	0

Community Services

FUND 1519: Video Lottery Fund

FY14 ACTUAL	FY15 ACTUAL	FY16 ADOPTED	FY16 REVISED	EXPENDITURE DETAIL	FY17 PROPOSED	FY17 APPROVED	FY17 ADOPTED
0	0	0	0	60150 - Cnty Match & Sharing	250,000	0	0
58,750	177,753	323,497	323,497	60170 - Professional Svcs	185,000	0	0
58,750	177,753	323,497	323,497	TOTAL Contractual Services	435,000	0	0
0	0	0	0	60370 - Intl Svc Telephone	0	0	0
15	954	0	0	60410 - Intl Svc Motor Pool	0	0	0
15	954	0	0	TOTAL Internal Services	0	0	0
0	807	0	0	60180 - Printing	0	0	0
0	140	0	0	60210 - Rentals	0	0	0
0	579	0	0	60240 - Supplies	0	0	0
0	436	0	0	60270 - Local Travel/Mileage	0	0	0
0	470	0	0	60340 - Dues & Subscriptions	0	0	0
0	2,432	0	0	TOTAL Materials & Supplies	0	0	0
0	173,159	0	0	60000 - Permanent	0	0	0
0	0	273,684	273,684	60100 - Temporary	265,000	0	0
0	1,134	0	0	60110 - Overtime	0	0	0
0	56,079	0	0	60130 - Salary Related Expns	0	0	0
0	38,989	0	0	60140 - Insurance Benefits	0	0	0
0	-100,731	0	0	90001 - ATYP Posting (CATS)	0	0	0
0	12,780	0	0	93002 - Assess Labor	0	0	0
0	181,411	273,684	273,684	TOTAL Personnel	265,000	0	0
58,765	362,551	597,181	597,181	TOTAL FUND 1519: Video Lottery Fund	700,000	0	0

Community Services

FUND 2511: Sellwood Bridge Replacement Fund

FY14 ACTUAL	FY15 ACTUAL	FY16 ADOPTED	FY16 REVISED	EXPENDITURE DETAIL	FY17 PROPOSED	FY17 APPROVED	FY17 ADOPTED
1,606,016	20,248	400,000	400,000	60520 - Land	250,000	0	0
59,856,993	43,680,393	42,631,999	42,631,999	60540 - Other Improvements	23,303,225	0	0
61,463,009	43,700,641	43,031,999	43,031,999	TOTAL Capital Outlay	23,553,225	0	0
16,317,643	7,116,216	5,570,000	5,570,000	60170 - Professional Svcs	2,830,000	0	0
16,317,643	7,116,216	5,570,000	5,570,000	TOTAL Contractual Services	2,830,000	0	0
5,981	6,657	11,459	11,459	60370 - Intl Svc Telephone	5,433	0	0
137,990	156,928	204,013	204,013	60380 - Intl Svc Data Proc	135,411	0	0
13,851	7,460	32,591	32,591	60410 - Intl Svc Motor Pool	10,942	0	0
88	0	0	0	60420 - Intl Svc Electronics	0	0	0
840	120	2,970,000	2,970,000	60440 - Intl Svc Other	1,249,878	0	0
9,472,100	9,470,750	9,470,750	9,470,750	60450 - IntlSvcReimbCapDebRe	9,472,650	0	0
3,277	4,887	4,832	4,832	60460 - Intl Svc Dist/Postge	4,191	0	0
10,716	3,898	0	0	95430 - Settle Bldg Mgmt Svc	0	0	0
9,644,842	9,650,699	12,693,645	12,693,645	TOTAL Internal Services	10,878,505	0	0
11,376	10,067	20,000	20,000	60180 - Printing	10,000	0	0
179,168	109,348	40,000	40,000	60190 - Utilities	40,000	0	0
11,412	8,799	2,559	2,559	60200 - Communications	10,000	0	0
1,340	0	5,000	5,000	60210 - Rentals	1,000	0	0
0	0	2,500	2,500	60220 - Repairs and Maint	1,000	0	0
58	13	2,500	2,500	60230 - Postage	2,500	0	0
19,923	37,642	30,000	30,000	60240 - Supplies	25,000	0	0
0	1,992	5,000	5,000	60260 - Travel & Training	1,000	0	0
258	740	1,000	1,000	60270 - Local Travel/Mileage	500	0	0
102,003	102,003	102,003	102,003	60280 - Insurance	46,751	0	0
14,810	15,165	30,000	30,000	60290 - Software Lic / Maint	16,000	0	0
480	300	1,000	1,000	60340 - Dues & Subscriptions	500	0	0
0	17	0	0	60660 - Goods Issue	0	0	0
-4	-3	0	0	60680 - Cash Discounts Taken	0	0	0
61,488	75,279	0	0	92002 - Equipment Use	0	0	0
402,311	361,362	241,562	241,562	TOTAL Materials & Supplies	154,251	0	0
0	0	49,596	49,596	60000 - Permanent	52,084	0	0
0	0	17,031	17,031	60130 - Salary Related Expns	18,938	0	0
0	0	11,523	11,523	60140 - Insurance Benefits	12,516	0	0
3,015,306	3,114,721	0	0	90001 - ATYP Posting (CATS)	0	0	0
41,602	52,765	0	0	90002 - ATYP On Call (CATS)	0	0	0
3,056,907	3,167,486	78,150	78,150	TOTAL Personnel	83,538	0	0
90,884,711	63,996,404	61,615,356	61,615,356	TOTAL FUND 2511: Sellwood Bridge Replacement Fund	37,499,519	0	0

COMMUNITY SERVICES

2511: Sellwood Bridge Replacement Fund

FY14 ADOPTED		FY15 ADOPTED		FY16 ADOPTED		POSITION DETAIL	Salary		FY17 PROPOSED		FY17 APPROVED		FY17 ADOPTED	
FTE	BASE AMT	FTE	BASE AMT	FTE	BASE AMT		MIN	MAX	FTE	BASE AMT	FTE	BASE AMT	FTE	BASE AMT
0.00	0	0.00	0	0.00	49,596	SALARY/ACTG ADJUSTMENTS	N/A	N/A	0.00	52,084	0.00	0	0.00	0
0.00	0	0.00	0	0.00	49,596	TOTAL BUDGET			0.00	52,084	0.00	0	0.00	0

County Assets

FUND 1000: General Fund

FY14 ACTUAL	FY15 ACTUAL	FY16 ADOPTED	FY16 REVISED	EXPENDITURE DETAIL	FY17 PROPOSED	FY17 APPROVED	FY17 ADOPTED
280,712	210,998	57,166	57,166	60170 - Professional Svcs	39,000	0	0
280,712	210,998	57,166	57,166	TOTAL Contractual Services	39,000	0	0
31,887	18,017	23,485	23,485	60370 - Intl Svc Telephone	38,974	0	0
169,273	468,428	451,523	451,523	60380 - Intl Svc Data Proc	397,954	0	0
495	1,012	0	0	60410 - Intl Svc Motor Pool	354	0	0
192,938	94,726	110,390	110,390	60430 - Intl Svc Bldg Mgmt	170,277	0	0
1,163	1,380	0	0	60440 - Intl Svc Other	0	0	0
5,590	6,082	9,028	9,028	60460 - Intl Svc Dist/Postge	10,648	0	0
14,474	11,612	0	0	95430 - Settle Bldg Mgmt Svc	0	0	0
415,821	601,256	594,426	594,426	TOTAL Internal Services	618,207	0	0
14,076	15,182	4,000	4,000	60180 - Printing	8,500	0	0
2,727	2,056	8,585	8,585	60200 - Communications	3,500	0	0
0	0	0	0	60220 - Repairs and Maint	6,000	0	0
102	23	1,300	1,300	60230 - Postage	0	0	0
29,363	31,177	44,474	44,474	60240 - Supplies	26,166	0	0
20,702	34,700	68,954	68,954	60260 - Travel & Training	39,246	0	0
984	796	3,000	3,000	60270 - Local Travel/Mileage	2,700	0	0
40,755	23,465	6,550	6,550	60290 - Software Lic / Maint	22,050	0	0
12,905	12,610	24,825	24,825	60340 - Dues & Subscriptions	8,520	0	0
-44	1	0	0	60620 - Inventory Cost Difference	0	0	0
27	92	0	0	60660 - Goods Issue	0	0	0
4	0	0	0	95101 - Settle Matrl & Svcs	0	0	0
121,600	120,100	161,688	161,688	TOTAL Materials & Supplies	116,682	0	0
2,806,937	3,124,056	3,324,537	3,343,641	60000 - Permanent	3,703,423	0	0
78,911	110,036	84,000	64,896	60100 - Temporary	35,000	0	0
11,534	28,998	18,500	18,500	60110 - Overtime	22,500	0	0
723	0	71,601	71,601	60120 - Premium	8,400	0	0
918,167	961,643	1,056,341	1,063,093	60130 - Salary Related Expns	1,252,596	0	0
9,739	16,560	15,913	9,161	60135 - Non Base Fringe	13,844	0	0
784,689	829,387	861,312	862,697	60140 - Insurance Benefits	957,047	0	0
11,459	14,449	4,140	2,755	60145 - Non Base Insurance	2,849	0	0
22,456	-1,359	0	0	90001 - ATYP Posting (CATS)	0	0	0
23	38	0	0	90002 - ATYP On Call (CATS)	0	0	0
19	0	0	0	95102 - Settle Labor	0	0	0
4,644,657	5,083,808	5,436,344	5,436,344	TOTAL Personnel	5,995,659	0	0
5,462,790	6,016,162	6,249,624	6,249,624	TOTAL FUND 1000: General Fund	6,769,548	0	0

COUNTY ASSETS

1000: General Fund

FY14 ADOPTED		FY15 ADOPTED		FY16 ADOPTED		POSITION DETAIL	Salary		FY17 PROPOSED		FY17 APPROVED		FY17 ADOPTED	
FTE	BASE AMT	FTE	BASE AMT	FTE	BASE AMT		MIN	MAX	FTE	BASE AMT	FTE	BASE AMT	FTE	BASE AMT
1.00	33,789	1.00	36,724	1.00	40,983	6001-Office Assistant 2	16.16	19.85	1.00	41,439	0.00	0	0.00	0
0.00	0	0.50	18,678	0.00	0	6002-Office Assistant/Sr	18.69	23.01	0.00	0	0.00	0	0.00	0
1.00	38,979	1.00	40,890	0.00	0	6011-Contract Technician	19.26	23.71	0.00	0	0.00	0	0.00	0
0.00	0	1.00	63,720	0.00	0	6015-Contract Specialist	25.92	31.88	0.00	0	0.00	0	0.00	0
5.00	316,124	5.00	329,820	3.00	210,689	6026-Budget Analyst	28.32	34.82	3.00	218,133	0.00	0	0.00	0
2.00	90,410	0.00	0	0.00	0	6027-Finance Technician	18.69	23.01	0.00	0	0.00	0	0.00	0
4.00	201,676	6.00	310,609	4.00	212,839	6029-Finance Specialist 1	21.72	26.66	4.00	212,122	0.00	0	0.00	0
2.00	116,750	2.00	120,546	3.00	184,470	6030-Finance Specialist 2	25.14	30.92	3.00	182,174	0.00	0	0.00	0
5.00	352,000	2.00	143,454	4.00	289,848	6031-Contract Specialist/Sr	30.92	38.07	5.00	369,046	0.00	0	0.00	0
1.00	68,403	1.00	69,618	2.00	138,861	6032-Finance Specialist/Sr	28.32	34.82	2.00	136,961	0.00	0	0.00	0
0.00	0	0.00	0	1.00	44,858	6054-Administrative Assistant	21.72	26.66	1.00	45,357	0.00	0	0.00	0
4.00	256,202	8.00	518,041	8.00	555,896	6111-Procurement Analyst/Sr	28.32	34.82	8.00	570,851	0.00	0	0.00	0
1.00	47,543	1.00	49,779	1.00	52,987	6115-Procurement Associate	21.07	25.92	1.00	54,120	0.00	0	0.00	0
1.00	76,985	0.00	0	0.00	0	6456-Data Analyst/Sr	31.88	39.19	0.00	0	0.00	0	0.00	0
0.00	0	0.00	0	1.00	64,748	9063-Project Manager	31.47	44.06	0.00	0	0.00	0	0.00	0
2.00	126,685	2.00	129,543	2.00	134,611	9080-Human Resources Analyst 1	23.54	32.96	1.00	68,826	0.00	0	0.00	0
2.00	157,700	2.00	165,240	1.00	91,425	9335-Finance Supervisor	29.63	44.44	0.00	0	0.00	0	0.00	0
1.00	107,987	1.00	108,843	2.00	209,417	9336-Finance Manager	36.29	54.44	4.00	408,575	0.00	0	0.00	0
1.00	125,210	0.80	103,991	0.80	104,510	9338-Finance Manager, Sr	42.33	63.50	0.80	106,074	0.00	0	0.00	0
0.00	0	1.00	72,561	2.00	149,332	9458-IT Project Manager 1	36.29	54.44	2.00	209,566	0.00	0	0.00	0
0.00	0	0.00	0	0.00	0	9459-IT Project Manager 2	39.20	58.80	0.00	0	0.00	0	0.00	0
1.00	179,011	1.00	180,429	1.00	194,686	9613-Department Director 2	56.41	90.25	1.00	200,598	0.00	0	0.00	0
2.00	193,159	1.00	118,435	1.00	113,514	9621-Human Resources Manager 2	39.20	58.80	1.00	118,674	0.00	0	0.00	0
1.00	53,612	0.00	0	0.00	0	9634-Administrative Specialist/Nr	19.31	27.03	0.00	0	0.00	0	0.00	0
2.00	146,992	2.00	141,496	2.00	145,902	9670-Human Resources Analyst 2	25.88	38.82	3.00	211,027	0.00	0	0.00	0
0.00	0	1.00	75,000	1.00	70,270	9710-Management Assistant	31.47	44.06	1.00	73,464	0.00	0	0.00	0
0.00	0	1.00	55,357	1.00	75,675	9730-Budget Analyst, Senior	27.69	41.53	1.00	83,340	0.00	0	0.00	0
2.00	168,806	3.00	256,318	3.00	237,707	9748-Human Resources Analyst, Senior	29.63	44.44	4.00	339,448	0.00	0	0.00	0
0.00	0	0.00	-24,622	0.00	1,309	SALARY/ACTG ADJUSTMENTS	N/A	N/A	0.00	53,628	0.00	0	0.00	0
41.00	2,858,023	44.30	3,084,470	44.80	3,324,537	TOTAL BUDGET			46.80	3,703,423	0.00	0	0.00	0

County Assets

FUND 2500: Downtown Courthouse Capital Fund

FY14 ACTUAL	FY15 ACTUAL	FY16 ADOPTED	FY16 REVISED	EXPENDITURE DETAIL	FY17 PROPOSED	FY17 APPROVED	FY17 ADOPTED
0	35,000	15,000,000	15,000,000	60520 - Land	5,080,000	0	0
0	0	31,225,900	31,225,900	60530 - Buildings	0	0	0
0	35,000	46,225,900	46,225,900	TOTAL Capital Outlay	5,080,000	0	0
0	5,500	0	0	60160 - Pass-Thru & Pgm Supt	0	0	0
0	1,334,431	6,613,000	6,613,000	60170 - Professional Svcs	92,480,282	0	0
0	1,339,931	6,613,000	6,613,000	TOTAL Contractual Services	92,480,282	0	0
0	130	0	0	60180 - Printing	164,776	0	0
0	0	0	0	60190 - Utilities	307,484	0	0
0	126	0	0	60200 - Communications	60,000	0	0
0	0	100,000	100,000	60210 - Rentals	0	0	0
0	0	0	0	60220 - Repairs and Maint	442,209	0	0
0	495	0	0	60230 - Postage	0	0	0
0	330	32,000	32,000	60240 - Supplies	0	0	0
0	1,081	132,000	132,000	TOTAL Materials & Supplies	974,469	0	0
0	19,055	0	0	60000 - Permanent	0	0	0
0	0	0	0	60100 - Temporary	44,245	0	0
0	6,218	0	0	60130 - Salary Related Expns	0	0	0
0	0	0	0	60135 - Non Base Fringe	13,588	0	0
0	3,694	0	0	60140 - Insurance Benefits	0	0	0
0	0	0	0	60145 - Non Base Insurance	9,958	0	0
0	185,184	0	0	90001 - ATYP Posting (CATS)	0	0	0
0	5,453	0	0	95102 - Settle Labor	0	0	0
0	219,603	0	0	TOTAL Personnel	67,791	0	0
0	1,595,614	52,970,900	52,970,900	TOTAL FUND 2500: Downtown Courthouse Capital Fund	98,602,542	0	0

County Assets

FUND 2503: Asset Replacement Revolving Fund

FY14 ACTUAL	FY15 ACTUAL	FY16 ADOPTED	FY16 REVISED	EXPENDITURE DETAIL	FY17 PROPOSED	FY17 APPROVED	FY17 ADOPTED
0	0	0	0	60540 - Other Improvements	375,186	0	0
0	0	0	0	TOTAL Capital Outlay	375,186	0	0
0	0	371,000	371,000	60160 - Pass-Thru & Pgm Supt	0	0	0
0	0	371,000	371,000	TOTAL Contractual Services	0	0	0
0	0	35,351	35,351	60240 - Supplies	0	0	0
0	0	35,351	35,351	TOTAL Materials & Supplies	0	0	0
0	0	406,351	406,351	TOTAL FUND 2503: Asset Replacement Revolving Fund	375,186	0	0

County Assets

FUND 2506: Library Capital Construction Fund

FY14 ACTUAL	FY15 ACTUAL	FY16 ADOPTED	FY16 REVISED	EXPENDITURE DETAIL	FY17 PROPOSED	FY17 APPROVED	FY17 ADOPTED
0	10	1,518,700	1,518,700	60530 - Buildings	1,242,000	0	0
0	10	1,518,700	1,518,700	TOTAL Capital Outlay	1,242,000	0	0
0	56,507	1,230,000	1,477,574	60170 - Professional Svcs	1,300,000	0	0
0	56,507	1,230,000	1,477,574	TOTAL Contractual Services	1,300,000	0	0
0	479	0	0	60180 - Printing	0	0	0
0	0	0	0	60220 - Repairs and Maint	897,790	0	0
0	0	200,000	200,000	60240 - Supplies	0	0	0
0	30,920	0	0	95101 - Settle Matrl & Svcs	0	0	0
0	-67	0	0	95110 - Settle Inv Accnt	0	0	0
0	31,331	200,000	200,000	TOTAL Materials & Supplies	897,790	0	0
0	8,183	0	0	90001 - ATYP Posting (CATS)	0	0	0
0	28,857	0	0	95102 - Settle Labor	0	0	0
0	37,040	0	0	TOTAL Personnel	0	0	0
0	124,889	2,948,700	3,196,274	TOTAL FUND 2506: Library Capital Construction Fund	3,439,790	0	0

County Assets

FUND 2507: Capital Improvement Fund

FY14 ACTUAL	FY15 ACTUAL	FY16 ADOPTED	FY16 REVISED	EXPENDITURE DETAIL	FY17 PROPOSED	FY17 APPROVED	FY17 ADOPTED
223,422	660,520	12,213,658	12,213,658	60530 - Buildings	2,249,813	0	0
31,108	24,268	0	0	95109 - Settle Capital	0	0	0
254,531	684,789	12,213,658	12,213,658	TOTAL Capital Outlay	2,249,813	0	0
5,466,268	2,969,804	6,135,557	6,135,557	60170 - Professional Svcs	13,617,326	0	0
5,466,268	2,969,804	6,135,557	6,135,557	TOTAL Contractual Services	13,617,326	0	0
24	4	0	0	60500 - Interest	0	0	0
24	4	0	0	TOTAL Debt Service	0	0	0
0	0	0	0	60410 - Intl Svc Motor Pool	0	0	0
0	0	0	0	60430 - Intl Svc Bldg Mgmt	0	0	0
180	198	0	0	60440 - Intl Svc Other	0	0	0
450,000	675,000	450,000	450,000	60450 - IntlSvcReimbCapDebRe	450,000	0	0
5,719	133,440	0	0	95107 - Settle Int Svc Expenses	0	0	0
0	407	0	0	95430 - Settle Bldg Mgmt Svc	0	0	0
455,899	809,045	450,000	450,000	TOTAL Internal Services	450,000	0	0
596	384	0	0	60180 - Printing	0	0	0
110,228	25,757	0	0	60200 - Communications	60,000	0	0
20,659	4,125	0	0	60210 - Rentals	0	0	0
252,751	397,845	250,000	250,000	60220 - Repairs and Maint	3,500,000	0	0
117,191	146,860	1,275,000	1,275,000	60240 - Supplies	364,622	0	0
1,280	886	0	0	60260 - Travel & Training	0	0	0
34	0	0	0	60270 - Local Travel/Mileage	0	0	0
52	401	0	0	60290 - Software Lic / Maint	0	0	0
174	4,916	0	0	92002 - Equipment Use	0	0	0
795,815	1,008,043	0	0	95101 - Settle Matrl & Svcs	0	0	0
12	-18	0	0	95110 - Settle Inv Accnt	0	0	0
267	145	0	0	95112 - Settle Equip Use	0	0	0
1,299,057	1,589,345	1,525,000	1,525,000	TOTAL Materials & Supplies	3,924,622	0	0
217,779	0	0	0	60000 - Permanent	0	0	0
0	0	0	0	60100 - Temporary	9,832	0	0
73,337	0	0	0	60130 - Salary Related Expns	0	0	0
0	0	0	0	60135 - Non Base Fringe	3,020	0	0
53,895	0	0	0	60140 - Insurance Benefits	0	0	0
0	0	0	0	60145 - Non Base Insurance	2,213	0	0
825,965	578,412	0	0	90001 - ATYP Posting (CATS)	0	0	0
456,138	406,687	0	0	95102 - Settle Labor	0	0	0
0	0	0	0	95200 - ATYP Clean Up (Cent)	0	0	0
1,627,113	985,099	0	0	TOTAL Personnel	15,065	0	0
9,102,891	7,038,086	20,324,215	20,324,215	TOTAL FUND 2507: Capital Improvement Fund	20,256,826	0	0

County Assets

FUND 2508: Information Technology Capital Fund

FY14 ACTUAL	FY15 ACTUAL	FY16 ADOPTED	FY16 REVISED	EXPENDITURE DETAIL	FY17 PROPOSED	FY17 APPROVED	FY17 ADOPTED
0	0	0	0	60170 - Professional Svcs	6,486,374	0	0
0	0	0	0	TOTAL Contractual Services	6,486,374	0	0
0	0	0	0	60220 - Repairs and Maint	10,360	0	0
0	0	0	0	60240 - Supplies	16,009	0	0
0	0	0	0	60290 - Software Lic / Maint	175,413	0	0
0	0	0	0	TOTAL Materials & Supplies	201,782	0	0
0	0	0	0	60000 - Permanent	113,677	0	0
0	0	0	0	60130 - Salary Related Expns	36,047	0	0
0	0	0	0	60140 - Insurance Benefits	23,243	0	0
0	0	0	0	TOTAL Personnel	172,967	0	0
0	0	0	0	TOTAL FUND 2508: Information Technology Capital Fund	6,861,123	0	0

COUNTY ASSETS

2508: Information Technology Capital Fund

FY14 ADOPTED		FY15 ADOPTED		FY16 ADOPTED		POSITION DETAIL	Salary		FY17 PROPOSED		FY17 APPROVED		FY17 ADOPTED	
FTE	BASE AMT	FTE	BASE AMT	FTE	BASE AMT		MIN	MAX	FTE	BASE AMT	FTE	BASE AMT	FTE	BASE AMT
0.00	0	0.00	0	0.00	0	SALARY/ACTG ADJUSTMENTS	N/A	N/A	0.00	113,677	0.00	0	0.00	0
0.00	0	0.00	0	0.00	0	TOTAL BUDGET			0.00	113,677	0.00	0	0.00	0

County Assets

FUND 2509: Asset Preservation Fund

FY14 ACTUAL	FY15 ACTUAL	FY16 ADOPTED	FY16 REVISED	EXPENDITURE DETAIL	FY17 PROPOSED	FY17 APPROVED	FY17 ADOPTED
83,768	20,232	10,007,747	10,007,747	60530 - Buildings	11,371,911	0	0
5,948	702	0	0	95109 - Settle Capital	0	0	0
89,716	20,933	10,007,747	10,007,747	TOTAL Capital Outlay	11,371,911	0	0
1,924,145	2,311,644	4,306,627	4,306,627	60170 - Professional Svcs	4,636,627	0	0
1,924,145	2,311,644	4,306,627	4,306,627	TOTAL Contractual Services	4,636,627	0	0
23	2	0	0	60500 - Interest	0	0	0
23	2	0	0	TOTAL Debt Service	0	0	0
0	0	0	0	60430 - Intl Svc Bldg Mgmt	0	0	0
11,697	85,775	0	0	95107 - Settle Int Svc Expenses	0	0	0
11,697	85,775	0	0	TOTAL Internal Services	0	0	0
1,015	212	0	0	60180 - Printing	0	0	0
52,136	6,720	0	0	60200 - Communications	40,000	0	0
0	27,748	0	0	60210 - Rentals	0	0	0
243,707	95,249	250,000	250,000	60220 - Repairs and Maint	300,000	0	0
50,539	83,766	100,000	100,000	60240 - Supplies	50,000	0	0
0	1,254	0	0	60260 - Travel & Training	0	0	0
0	0	0	0	60330 - Claims Paid	0	0	0
393,320	656,365	0	0	95101 - Settle Matrl & Svcs	0	0	0
-338	-276	0	0	95110 - Settle Inv Acct	0	0	0
0	7	0	0	95112 - Settle Equip Use	0	0	0
740,378	871,044	350,000	350,000	TOTAL Materials & Supplies	390,000	0	0
266,596	270,675	0	0	90001 - ATYP Posting (CATS)	0	0	0
0	919	0	0	92001 - Sheriff Office OT (CATS)	0	0	0
137,876	240,085	0	0	95102 - Settle Labor	0	0	0
404,471	511,680	0	0	TOTAL Personnel	0	0	0
3,170,431	3,801,077	14,664,374	14,664,374	TOTAL FUND 2509: Asset Preservation Fund	16,398,538	0	0

County Assets

FUND 2510: Health Headquarters Capital Fund

FY14 ACTUAL	FY15 ACTUAL	FY16 ADOPTED	FY16 REVISED	EXPENDITURE DETAIL	FY17 PROPOSED	FY17 APPROVED	FY17 ADOPTED
0	0	45,139,000	45,139,000	60530 - Buildings	0	0	0
0	0	45,139,000	45,139,000	TOTAL Capital Outlay	0	0	0
0	1,044,696	0	0	60170 - Professional Svcs	64,498,209	0	0
0	1,044,696	0	0	TOTAL Contractual Services	64,498,209	0	0
0	0	0	0	60350 - Central Indirect	0	0	0
0	23	0	0	60410 - Intl Svc Motor Pool	0	0	0
0	348	0	0	60440 - Intl Svc Other	0	0	0
0	371	0	0	TOTAL Internal Services	0	0	0
0	129	0	0	60180 - Printing	0	0	0
0	5,401	0	0	60200 - Communications	0	0	0
0	64,848	0	0	60220 - Repairs and Maint	234,000	0	0
0	875	0	0	60240 - Supplies	0	0	0
0	6	0	0	60270 - Local Travel/Mileage	0	0	0
0	90	0	0	60340 - Dues & Subscriptions	0	0	0
0	71,349	0	0	TOTAL Materials & Supplies	234,000	0	0
0	83,745	0	0	60000 - Permanent	0	0	0
0	0	0	0	60100 - Temporary	44,245	0	0
0	277	0	0	60110 - Overtime	0	0	0
0	25,580	0	0	60130 - Salary Related Expns	0	0	0
0	0	0	0	60135 - Non Base Fringe	13,588	0	0
0	19,541	0	0	60140 - Insurance Benefits	0	0	0
0	0	0	0	60145 - Non Base Insurance	9,958	0	0
0	123,872	0	0	90001 - ATYP Posting (CATS)	0	0	0
0	2,207	0	0	95102 - Settle Labor	0	0	0
0	255,222	0	0	TOTAL Personnel	67,791	0	0
0	1,371,638	45,139,000	45,139,000	TOTAL FUND 2510: Health Headquarters Capital Fund	64,800,000	0	0

County Assets

FUND 2512: Hansen Building Replacement Fund

FY14 ACTUAL	FY15 ACTUAL	FY16 ADOPTED	FY16 REVISED	EXPENDITURE DETAIL	FY17 PROPOSED	FY17 APPROVED	FY17 ADOPTED
0	0	0	0	60530 - Buildings	1,417,355	0	0
0	0	0	0	TOTAL Capital Outlay	1,417,355	0	0
0	0	0	0	60170 - Professional Svcs	3,973,411	0	0
0	0	0	0	TOTAL Contractual Services	3,973,411	0	0
0	0	0	0	TOTAL FUND 2512: Hansen Building Replacement Fund	5,390,766	0	0

County Assets

FUND 3501: Fleet Management Fund

FY14 ACTUAL	FY15 ACTUAL	FY16 ADOPTED	FY16 REVISED	EXPENDITURE DETAIL	FY17 PROPOSED	FY17 APPROVED	FY17 ADOPTED
1,282,262	3,564,462	4,756,164	4,756,164	60550 - Capital Equipment	6,035,054	0	0
1,282,262	3,564,462	4,756,164	4,756,164	TOTAL Capital Outlay	6,035,054	0	0
490,033	453,097	854,785	854,785	60170 - Professional Svcs	609,047	0	0
490,033	453,097	854,785	854,785	TOTAL Contractual Services	609,047	0	0
214,350	232,299	125,228	125,228	60360 - Intl Svc Finance Ops	264,617	0	0
11,290	5,531	9,470	9,470	60370 - Intl Svc Telephone	6,290	0	0
112,537	111,308	183,951	183,951	60380 - Intl Svc Data Proc	117,735	0	0
0	92	0	0	60410 - Intl Svc Motor Pool	0	0	0
0	0	1,257	1,257	60420 - Intl Svc Electronics	0	0	0
553,879	630,445	538,867	538,867	60430 - Intl Svc Bldg Mgmt	688,500	0	0
110	12	0	0	60440 - Intl Svc Other	0	0	0
3,118	3,005	6,734	6,734	60460 - Intl Svc Dist/Postge	4,979	0	0
2,650	13,735	0	0	95430 - Settle Bldg Mgmt Svc	0	0	0
897,934	996,428	865,507	865,507	TOTAL Internal Services	1,082,121	0	0
4,161	4,694	3,692	3,692	60180 - Printing	5,900	0	0
629	579	988	988	60200 - Communications	1,620	0	0
4,161	4,153	4,585	4,585	60210 - Rentals	431,931	0	0
127,783	120,338	131,900	131,900	60220 - Repairs and Maint	135,700	0	0
0	10	0	0	60230 - Postage	0	0	0
1,790,231	1,459,037	1,755,696	1,755,696	60240 - Supplies	1,561,450	0	0
743	0	1,000	1,000	60246 - Med&Dental Supplies	0	0	0
1,352	4,894	5,250	5,250	60260 - Travel & Training	12,330	0	0
179	251	250	250	60270 - Local Travel/Mileage	0	0	0
7,880	3,459	36,800	36,800	60290 - Software Lic / Maint	15,500	0	0
-62	0	0	0	60320 - Refunds	0	0	0
3,563	899	4,150	4,150	60340 - Dues & Subscriptions	1,000	0	0
9	663	0	0	60660 - Goods Issue	0	0	0
-95	-24,966	0	0	60680 - Cash Discounts Taken	0	0	0
0	16	0	0	92002 - Equipment Use	0	0	0
1,013	233	0	0	95101 - Settle Matrl & Svcs	0	0	0
2	33	0	0	95110 - Settle Inv Accnt	0	0	0
0	60	0	0	95112 - Settle Equip Use	0	0	0
1,941,550	1,574,354	1,944,311	1,944,311	TOTAL Materials & Supplies	2,165,431	0	0
663,459	569,764	645,186	645,186	60000 - Permanent	665,538	0	0
28,884	72,500	145,088	145,088	60100 - Temporary	47,037	0	0
10,093	9,288	8,700	8,700	60110 - Overtime	4,565	0	0
11,831	12,144	11,800	11,800	60120 - Premium	0	0	0
240,468	194,142	208,337	208,337	60130 - Salary Related Expns	233,960	0	0
2,531	8,484	7,607	7,607	60135 - Non Base Fringe	10,830	0	0
232,412	197,696	215,184	215,184	60140 - Insurance Benefits	236,974	0	0
1,084	7,496	10,846	10,846	60145 - Non Base Insurance	2,557	0	0
5,331	4,963	0	0	90001 - ATYP Posting (CATS)	0	0	0

County Assets

FUND 3501: Fleet Management Fund

FY14 ACTUAL	FY15 ACTUAL	FY16 ADOPTED	FY16 REVISED	EXPENDITURE DETAIL	FY17 PROPOSED	FY17 APPROVED	FY17 ADOPTED
2,520	9,458	0	0	90002 - ATYP On Call (CATS)	0	0	0
4,055	2,595	0	0	95102 - Settle Labor	0	0	0
1,202,669	1,088,530	1,252,748	1,252,748	TOTAL Personnel	1,201,461	0	0
5,814,447	7,676,870	9,673,515	9,673,515	TOTAL FUND 3501: Fleet Management Fund	11,093,114	0	0

COUNTY ASSETS

3501: Fleet Management Fund

FY14 ADOPTED		FY15 ADOPTED		FY16 ADOPTED		POSITION DETAIL	Salary		FY17 PROPOSED		FY17 APPROVED		FY17 ADOPTED	
FTE	BASE AMT	FTE	BASE AMT	FTE	BASE AMT		MIN	MAX	FTE	BASE AMT	FTE	BASE AMT	FTE	BASE AMT
1.00	45,205	1.00	46,007	1.00	47,523	6002-Office Assistant/Sr	18.69	23.01	1.00	48,051	0.00	0	0.00	0
1.00	60,507	0.00	0	0.00	0	6088-Program Specialist/Sr	30.92	38.07	0.00	0	0.00	0	0.00	0
2.00	87,780	1.00	44,663	1.00	46,134	6109-Inventory/Stores Specialist 1	18.14	22.34	1.00	46,647	0.00	0	0.00	0
0.00	0	1.00	51,817	1.00	53,524	6110-Inventory/Stores Specialist 2	21.07	25.92	1.00	54,120	0.00	0	0.00	0
2.00	77,966	2.00	79,352	2.00	81,966	6125-Motor Pool Attendant	16.16	19.85	2.00	75,179	0.00	0	0.00	0
2.00	95,964	2.00	97,651	2.00	100,902	6180-Fleet Maintenance Technician 2	19.85	24.43	2.00	102,024	0.00	0	0.00	0
1.00	53,996	1.00	54,961	1.00	56,772	6181-Body And Fender Technician	22.34	27.49	1.00	57,403	0.00	0	0.00	0
3.00	171,190	2.00	116,600	2.00	120,442	6182-Fleet Maintenance Technician 3	23.71	29.16	2.00	121,782	0.00	0	0.00	0
0.00	0	0.10	12,999	0.10	13,064	9338-Finance Manager, Sr	42.33	63.50	0.10	13,259	0.00	0	0.00	0
0.00	0	0.00	0	0.00	0	9361-Program Supervisor	27.20	41.97	0.25	17,703	0.00	0	0.00	0
1.00	78,285	0.80	65,017	0.80	68,910	9615-Program Manager 1	31.47	48.58	0.80	72,044	0.00	0	0.00	0
1.00	75,520	1.00	76,118	1.00	55,949	9689-Fleet Maintenance Supervisor	27.20	38.07	1.00	56,787	0.00	0	0.00	0
0.00	0	0.00	0	0.00	0	SALARY/ACTG ADJUSTMENTS	N/A	N/A	0.00	539	0.00	0	0.00	0
14.00	746,413	11.90	645,185	11.90	645,186	TOTAL BUDGET			12.15	665,538	0.00	0	0.00	0

County Assets

FUND 3503: Information Technology Fund

FY14 ACTUAL	FY15 ACTUAL	FY16 ADOPTED	FY16 REVISED	EXPENDITURE DETAIL	FY17 PROPOSED	FY17 APPROVED	FY17 ADOPTED
212,098	576,892	2,666,107	2,694,609	60550 - Capital Equipment	1,109,469	0	0
212,098	576,892	2,666,107	2,694,609	TOTAL Capital Outlay	1,109,469	0	0
2,970,142	2,457,650	4,998,028	5,065,274	60170 - Professional Svcs	2,319,583	0	0
2,970,142	2,457,650	4,998,028	5,065,274	TOTAL Contractual Services	2,319,583	0	0
1,905,418	2,104,945	2,382,518	2,382,518	60360 - Intl Svc Finance Ops	2,904,649	0	0
34,795	26,937	19,519	19,519	60410 - Intl Svc Motor Pool	34,425	0	0
1,031,374	1,056,461	1,056,302	1,056,302	60430 - Intl Svc Bldg Mgmt	1,206,410	0	0
60	302	0	0	60440 - Intl Svc Other	0	0	0
950,000	950,000	950,000	950,000	60450 - IntlSvcReimbCapDebRe	950,000	0	0
4,536	9,763	6,100	6,100	60460 - Intl Svc Dist/Postge	5,233	0	0
30,592	0	0	0	95107 - Settle Int Svc Expenses	0	0	0
212,629	103,040	0	0	95430 - Settle Bldg Mgmt Svc	0	0	0
4,169,405	4,251,447	4,414,439	4,414,439	TOTAL Internal Services	5,100,717	0	0
15,124	16,227	7,800	7,800	60180 - Printing	29,432	0	0
151,740	151,740	151,740	151,740	60190 - Utilities	151,740	0	0
3,712,136	3,690,569	3,307,847	3,307,847	60200 - Communications	3,431,061	0	0
153,873	154,090	176,140	176,140	60210 - Rentals	175,440	0	0
545,636	911,484	542,100	542,100	60220 - Repairs and Maint	600,100	0	0
344	0	0	0	60230 - Postage	1,000	0	0
3,090,411	1,025,103	2,123,230	2,615,314	60240 - Supplies	2,243,559	0	0
245,596	250,666	346,375	343,267	60260 - Travel & Training	371,349	0	0
7,180	10,886	3,930	3,930	60270 - Local Travel/Mileage	15,090	0	0
0	42,145	0	0	60280 - Insurance	0	0	0
3,249,436	3,346,815	6,002,527	5,992,763	60290 - Software Lic / Maint	4,585,002	0	0
45,037	161,027	506,390	506,390	60340 - Dues & Subscriptions	524,525	0	0
119	102	0	0	60660 - Goods Issue	0	0	0
0	0	0	0	60670 - Goods Issue-Non SD	0	0	0
-146,192	-6,663	0	0	60680 - Cash Discounts Taken	0	0	0
3	0	0	0	95101 - Settle Matrl & Svcs	0	0	0
11,070,443	9,754,191	13,168,079	13,647,291	TOTAL Materials & Supplies	12,128,298	0	0
13,486,485	14,221,385	15,188,696	15,422,994	60000 - Permanent	16,136,825	0	0
78,783	90,486	675,923	582,055	60100 - Temporary	953,450	0	0
115,122	114,973	157,430	157,430	60110 - Overtime	202,367	0	0
31,023	29,427	102,826	102,826	60120 - Premium	21,000	0	0
4,388,958	4,382,906	4,726,954	4,799,429	60130 - Salary Related Expns	5,359,387	0	0
11,486	12,043	227,014	200,519	60135 - Non Base Fringe	303,315	0	0
3,136,224	3,156,628	3,357,551	3,403,804	60140 - Insurance Benefits	3,750,217	0	0
3,014	3,618	129,478	123,028	60145 - Non Base Insurance	170,937	0	0
-85,795	-256,377	0	0	90001 - ATYP Posting (CATS)	0	0	0
115	58	0	0	90002 - ATYP On Call (CATS)	0	0	0
19	0	0	0	95102 - Settle Labor	0	0	0

FY14 ACTUAL	FY15 ACTUAL	FY16 ADOPTED	FY16 REVISED	EXPENDITURE DETAIL	FY17 PROPOSED	FY17 APPROVED	FY17 ADOPTED
21,165,434	21,755,147	24,565,872	24,792,085	TOTAL Personnel	26,897,498	0	0
39,587,522	38,795,327	49,812,525	50,613,698	TOTAL FUND 3503: Information Technology Fund	47,555,565	0	0

COUNTY ASSETS

3503: Information Technology Fund

FY14 ADOPTED		FY15 ADOPTED		FY16 ADOPTED		POSITION DETAIL	Salary		FY17 PROPOSED		FY17 APPROVED		FY17 ADOPTED	
FTE	BASE AMT	FTE	BASE AMT	FTE	BASE AMT		MIN	MAX	FTE	BASE AMT	FTE	BASE AMT	FTE	BASE AMT
0.00	0	0.50	18,678	0.00	0	6002-Office Assistant/Sr	18.69	23.01	0.00	0	0.00	0	0.00	0
6.00	565,712	5.00	469,611	5.00	496,829	6055-Business Analyst/Sr	42.86	52.68	5.00	500,874	0.00	0	0.00	0
0.00	0	1.00	43,211	1.00	45,920	6074-Data Technician	21.07	25.92	1.00	47,696	0.00	0	0.00	0
0.00	0	1.00	55,648	1.00	53,524	6178-Program Communications Specialist	25.92	31.88	0.00	0	0.00	0	0.00	0
17.00	1,556,525	17.80	1,661,783	16.80	1,633,501	6198-IT Business Consultant/Sr	39.19	48.23	21.00	2,035,110	0.00	0	0.00	0
0.00	0	0.00	0	0.00	0	6200-Program Communications Coordinator	31.88	39.19	1.00	70,531	0.00	0	0.00	0
9.00	678,533	7.00	548,892	7.00	570,058	6405-Development Analyst	35.87	44.13	4.00	357,015	0.00	0	0.00	0
25.00	2,269,861	25.00	2,347,665	26.00	2,571,309	6406-Development Analyst/Sr	42.86	52.69	28.00	2,857,070	0.00	0	0.00	0
2.00	178,565	1.00	90,887	1.00	93,859	6407-Database Administrator	36.95	45.45	1.00	94,903	0.00	0	0.00	0
7.00	659,708	9.00	908,195	10.00	1,032,711	6408-Database Administrator/Sr	42.86	52.68	9.00	956,768	0.00	0	0.00	0
9.00	788,033	10.00	919,292	11.00	1,072,118	6410-Network Administrator/Sr	42.86	52.69	12.00	1,226,524	0.00	0	0.00	0
18.00	1,825,289	18.00	1,854,343	17.00	1,794,637	6412-Systems Administrator/Sr	42.86	52.68	18.00	1,906,228	0.00	0	0.00	0
1.00	83,656	1.00	87,586	1.00	93,176	6414-Systems Administrator	36.95	45.45	0.00	0	0.00	0	0.00	0
6.00	320,788	4.00	214,128	4.00	224,290	6415-Information Specialist 1	23.01	28.32	4.00	222,839	0.00	0	0.00	0
25.15	1,673,245	26.15	1,700,861	27.15	1,821,376	6416-Information Specialist 2	27.49	33.78	29.15	1,989,001	0.00	0	0.00	0
3.00	224,313	2.00	137,913	2.00	142,456	6417-Information Specialist 3	30.92	38.07	1.00	79,287	0.00	0	0.00	0
0.00	0	2.00	184,487	2.00	193,680	6419-SAP Developer Sr	42.86	52.68	2.00	213,962	0.00	0	0.00	0
4.00	391,071	4.00	396,974	2.00	184,792	9451-IT Supervisor	36.29	54.44	2.00	227,355	0.00	0	0.00	0
0.00	0	1.00	115,668	1.00	105,594	9452-IT Manager 1	39.20	58.80	2.00	203,279	0.00	0	0.00	0
10.00	1,255,607	9.00	1,176,866	8.00	1,098,103	9453-IT Manager 2	43.96	70.34	8.00	1,094,919	0.00	0	0.00	0
3.00	407,818	2.00	283,229	2.00	300,190	9454-IT Manager/Senior	47.48	75.97	3.00	411,098	0.00	0	0.00	0
1.00	118,360	1.00	122,876	1.00	130,234	9456-IT Security Manager	43.96	70.34	0.00	0	0.00	0	0.00	0
5.00	502,339	3.00	311,962	3.00	294,261	9458-IT Project Manager 1	36.29	54.44	3.00	302,943	0.00	0	0.00	0
4.00	448,345	6.00	679,753	8.00	926,202	9459-IT Project Manager 2	39.20	58.80	8.00	967,075	0.00	0	0.00	0
0.00	0	1.00	160,742	1.00	168,785	9461-Deputy Chief Information Officer	51.28	82.05	1.00	171,311	0.00	0	0.00	0
2.00	124,904	2.00	129,670	1.00	59,917	9670-Human Resources Analyst 2	25.88	38.82	0.00	0	0.00	0	0.00	0
0.00	0	0.00	0	1.00	81,394	9748-Human Resources Analyst, Senior	29.63	44.44	2.00	153,999	0.00	0	0.00	0
0.00	0	0.00	231,647	0.00	-220	SALARY/ACTG ADJUSTMENTS	N/A	N/A	0.00	47,038	0.00	0	0.00	0
157.15	14,072,672	159.45	14,852,567	159.95	15,188,696	TOTAL BUDGET			165.15	16,136,825	0.00	0	0.00	0

County Assets

FUND 3504: Mail Distribution Fund

FY14 ACTUAL	FY15 ACTUAL	FY16 ADOPTED	FY16 REVISED	EXPENDITURE DETAIL	FY17 PROPOSED	FY17 APPROVED	FY17 ADOPTED
4,915	0	61,500	61,500	60550 - Capital Equipment	369,585	0	0
4,915	0	61,500	61,500	TOTAL Capital Outlay	369,585	0	0
53,944	124,693	138,000	138,000	60170 - Professional Svcs	34,525	0	0
53,944	124,693	138,000	138,000	TOTAL Contractual Services	34,525	0	0
84,618	117,554	125,480	125,480	60360 - Intl Svc Finance Ops	176,222	0	0
12,042	6,598	5,303	5,303	60370 - Intl Svc Telephone	16,954	0	0
103,879	102,745	75,254	75,254	60380 - Intl Svc Data Proc	55,407	0	0
65,893	76,616	103,918	103,918	60410 - Intl Svc Motor Pool	95,059	0	0
1,105	3,386	3,000	3,000	60420 - Intl Svc Electronics	0	0	0
315,276	378,514	398,079	398,079	60430 - Intl Svc Bldg Mgmt	433,580	0	0
1,648	1,094	0	0	60440 - Intl Svc Other	0	0	0
110	0	0	0	60460 - Intl Svc Dist/Postge	0	0	0
4,347	1,267	0	0	95430 - Settle Bldg Mgmt Svc	0	0	0
588,917	687,775	711,034	711,034	TOTAL Internal Services	777,222	0	0
3,027	2,794	2,700	2,700	60180 - Printing	4,100	0	0
1,637	2,420	3,491	3,491	60200 - Communications	2,600	0	0
0	900	3,200	3,200	60210 - Rentals	3,000	0	0
2,836	3,436	9,000	9,000	60220 - Repairs and Maint	9,400	0	0
678,667	771,532	934,099	934,099	60230 - Postage	647,646	0	0
2,957	15,035	43,350	43,350	60240 - Supplies	13,500	0	0
47	19	500	500	60246 - Med&Dental Supplies	0	0	0
5,952	9,249	12,500	12,500	60260 - Travel & Training	11,290	0	0
0	0	600	600	60270 - Local Travel/Mileage	0	0	0
24,129	5,391	10,527	10,527	60290 - Software Lic / Maint	15,550	0	0
763	1,025	1,750	1,750	60340 - Dues & Subscriptions	1,550	0	0
-1,860	0	0	0	60610 - Loss-Inv Revaluation	0	0	0
0	44	0	0	60660 - Goods Issue	0	0	0
6,943	8,633	0	0	60670 - Goods Issue-Non SD	0	0	0
725,097	820,477	1,021,717	1,021,717	TOTAL Materials & Supplies	708,636	0	0
458,063	499,921	598,828	598,828	60000 - Permanent	608,100	0	0
51,918	43,072	48,428	48,428	60100 - Temporary	25,892	0	0
599	661	2,400	2,400	60110 - Overtime	16,311	0	0
3,037	2,919	5,090	5,090	60120 - Premium	3,000	0	0
161,547	154,764	188,486	188,486	60130 - Salary Related Expns	206,097	0	0
9,070	13,091	4,044	4,044	60135 - Non Base Fringe	7,951	0	0
181,690	181,753	213,944	213,944	60140 - Insurance Benefits	221,097	0	0
1,935	1,555	1,211	1,211	60145 - Non Base Insurance	544	0	0
10,763	2,897	0	0	90001 - ATYP Posting (CATS)	0	0	0
-2,627	-9,442	0	0	90002 - ATYP On Call (CATS)	0	0	0
7,350	0	0	0	93002 - Assess Labor	0	0	0
523	473	0	0	95102 - Settle Labor	0	0	0

FY14 ACTUAL	FY15 ACTUAL	FY16 ADOPTED	FY16 REVISED	EXPENDITURE DETAIL	FY17 PROPOSED	FY17 APPROVED	FY17 ADOPTED
883,870	891,663	1,062,431	1,062,431	TOTAL Personnel	1,088,992	0	0
2,256,743	2,524,608	2,994,682	2,994,682	TOTAL FUND 3504: Mail Distribution Fund	2,978,960	0	0

COUNTY ASSETS

3504: Mail Distribution Fund

FY14 ADOPTED		FY15 ADOPTED		FY16 ADOPTED		POSITION DETAIL	Salary		FY17 PROPOSED		FY17 APPROVED		FY17 ADOPTED	
FTE	BASE AMT	FTE	BASE AMT	FTE	BASE AMT		MIN	MAX	FTE	BASE AMT	FTE	BASE AMT	FTE	BASE AMT
2.00	117,729	3.00	175,583	3.00	180,774	6021-Program Specialist	25.92	31.88	3.00	190,810	0.00	0	0.00	0
1.00	43,890	1.00	44,663	2.00	83,590	6116-Records Administration Asst	18.14	22.34	2.00	93,294	0.00	0	0.00	0
6.00	239,874	6.00	245,342	6.00	253,422	6124-Driver	16.63	20.45	6.00	256,242	0.00	0	0.00	0
0.50	27,500	0.75	49,732	0.75	50,750	9025-Operations Supervisor	23.49	32.89	0.00	0	0.00	0	0.00	0
0.00	0	0.10	12,999	0.10	13,064	9338-Finance Manager, Sr	42.33	63.50	0.10	13,259	0.00	0	0.00	0
0.00	0	0.00	0	0.00	0	9361-Program Supervisor	27.20	41.97	0.50	35,406	0.00	0	0.00	0
0.00	0	0.20	16,254	0.20	17,228	9615-Program Manager 1	31.47	48.58	0.20	18,011	0.00	0	0.00	0
1.00	83,247	0.00	0	0.00	0	9732-Records Administrator	29.98	41.97	0.00	0	0.00	0	0.00	0
0.00	0	0.00	0	0.00	0	SALARY/ACTG ADJUSTMENTS	N/A	N/A	0.00	1,078	0.00	0	0.00	0
10.50	512,240	11.05	544,573	12.05	598,828	TOTAL BUDGET			11.80	608,100	0.00	0	0.00	0

County Assets

FUND 3505: Facilities Management Fund

FY14 ACTUAL	FY15 ACTUAL	FY16 ADOPTED	FY16 REVISED	EXPENDITURE DETAIL	FY17 PROPOSED	FY17 APPROVED	FY17 ADOPTED
63,365	20,305	0	0	60530 - Buildings	0	0	0
16,809	15,768	0	0	60550 - Capital Equipment	0	0	0
-37,056	-20,254	0	0	95109 - Settle Capital	0	0	0
43,118	15,819	0	0	TOTAL Capital Outlay	0	0	0
344,299	17,835	0	0	60160 - Pass-Thru & Pgm Supt	0	0	0
6,694,740	8,709,831	7,014,223	7,014,223	60170 - Professional Svcs	7,062,356	0	0
7,039,039	8,727,666	7,014,223	7,014,223	TOTAL Contractual Services	7,062,356	0	0
1,473,905	1,640,938	1,824,871	1,824,871	60360 - Intl Svc Finance Ops	1,599,008	0	0
134,757	114,563	139,430	139,430	60370 - Intl Svc Telephone	145,704	0	0
978,203	906,542	978,297	978,297	60380 - Intl Svc Data Proc	1,022,321	0	0
372,298	438,843	535,381	535,381	60410 - Intl Svc Motor Pool	611,331	0	0
0	971	0	0	60430 - Intl Svc Bldg Mgmt	0	0	0
171,706	395,865	141,860	141,860	60440 - Intl Svc Other	136,681	0	0
5,449,772	4,744,772	4,969,771	4,969,771	60450 - IntlSvcReimbCapDebRe	4,718,000	0	0
16,970	14,371	25,870	25,870	60460 - Intl Svc Dist/Postge	27,072	0	0
-17,181	-219,196	0	0	95107 - Settle Int Svc Expenses	0	0	0
-4,397,418	-4,607,080	0	0	95430 - Settle Bldg Mgmt Svc	0	0	0
4,183,012	3,430,589	8,615,480	8,615,480	TOTAL Internal Services	8,260,117	0	0
21,134	24,717	26,750	26,750	60180 - Printing	24,581	0	0
5,598,422	5,838,918	6,027,237	6,027,237	60190 - Utilities	6,048,618	0	0
83,565	438,676	30,800	30,800	60200 - Communications	16,640	0	0
5,433,171	5,805,408	6,117,347	6,117,347	60210 - Rentals	6,732,268	0	0
1,885,021	2,010,692	2,817,311	2,817,311	60220 - Repairs and Maint	2,741,784	0	0
39	139	0	0	60230 - Postage	0	0	0
2,140,175	2,745,559	1,758,933	1,758,933	60240 - Supplies	1,599,169	0	0
66,808	37,610	123,450	123,450	60260 - Travel & Training	104,000	0	0
4,858	4,400	7,600	7,600	60270 - Local Travel/Mileage	22,000	0	0
54,093	54,647	50,000	50,000	60280 - Insurance	55,000	0	0
12,717	33,967	364,600	364,600	60290 - Software Lic / Maint	83,600	0	0
16,995	8,008	24,300	24,300	60340 - Dues & Subscriptions	19,600	0	0
0	0	0	0	60600 - Goods Issue To Scrap	0	0	0
11,478	18,085	0	0	60660 - Goods Issue	0	0	0
-1,145	-1,038	0	0	60680 - Cash Discounts Taken	0	0	0
4,480	3,094	0	0	92002 - Equipment Use	0	0	0
-1,186,137	-1,694,516	0	0	95101 - Settle Matrl & Svcs	0	0	0
337	362	0	0	95110 - Settle Inv AcCnt	0	0	0
-71	-145	0	0	95112 - Settle Equip Use	0	0	0
14,145,940	15,328,585	17,348,328	17,348,328	TOTAL Materials & Supplies	17,447,260	0	0
6,097,405	6,404,653	7,178,366	7,186,218	60000 - Permanent	7,838,427	0	0
124,561	225,506	220,244	203,492	60100 - Temporary	148,478	0	0
343,635	355,655	339,800	339,800	60110 - Overtime	380,869	0	0
129,462	135,006	152,120	152,120	60120 - Premium	136,765	0	0

County Assets

FUND 3505: Facilities Management Fund

FY14 ACTUAL	FY15 ACTUAL	FY16 ADOPTED	FY16 REVISED	EXPENDITURE DETAIL	FY17 PROPOSED	FY17 APPROVED	FY17 ADOPTED
2,165,756	2,144,630	2,345,962	2,348,214	60130 - Salary Related Expns	2,830,612	0	0
12,721	35,295	29,147	29,147	60135 - Non Base Fringe	12,458	0	0
1,700,692	1,740,593	1,909,037	1,915,685	60140 - Insurance Benefits	2,225,039	0	0
4,807	8,458	7,019	7,019	60145 - Non Base Insurance	3,118	0	0
-1,056,970	-1,190,890	0	0	90001 - ATYP Posting (CATS)	0	0	0
-233	-378	0	0	90002 - ATYP On Call (CATS)	0	0	0
1,855	0	0	0	93002 - Assess Labor	0	0	0
-580,183	-679,804	0	0	95102 - Settle Labor	0	0	0
0	0	0	0	95200 - ATYP Clean Up (Cent)	0	0	0
8,943,509	9,178,725	12,181,695	12,181,695	TOTAL Personnel	13,575,766	0	0
34,354,617	36,681,383	45,159,726	45,159,726	TOTAL FUND 3505: Facilities Management Fund	46,345,499	0	0

COUNTY ASSETS

3505: Facilities Management Fund

FY14 ADOPTED		FY15 ADOPTED		FY16 ADOPTED		POSITION DETAIL	Salary		FY17 PROPOSED		FY17 APPROVED		FY17 ADOPTED	
FTE	BASE AMT	FTE	BASE AMT	FTE	BASE AMT		MIN	MAX	FTE	BASE AMT	FTE	BASE AMT	FTE	BASE AMT
6.00	442,338	6.00	436,004	6.00	450,000	3061-Electrician	35.28	36.35	9.00	676,392	0.00	0	0.00	0
0.00	0	0.00	0	0.50	16,684	6001-Office Assistant 2	16.16	19.85	0.50	16,870	0.00	0	0.00	0
0.00	0	0.00	0	0.00	0	6010-Facilities Specialist 1	23.71	29.16	1.00	49,507	0.00	0	0.00	0
1.00	59,928	1.00	62,607	1.00	65,835	6015-Contract Specialist	25.92	31.88	1.00	66,568	0.00	0	0.00	0
18.00	1,349,123	20.00	1,517,732	20.00	1,583,173	6016-Facilities Specialist 3	31.88	39.19	20.00	1,598,157	0.00	0	0.00	0
6.00	384,116	4.00	264,575	4.00	279,809	6017-Facilities Specialist 2	29.16	35.87	7.00	479,318	0.00	0	0.00	0
1.00	70,227	0.00	0	0.00	0	6033-Administrative Analyst	26.66	32.81	0.00	0	0.00	0	0.00	0
0.00	0	1.00	43,427	1.00	44,858	6054-Administrative Assistant	21.72	26.66	1.00	45,357	0.00	0	0.00	0
0.00	0	0.00	0	0.00	0	6063-Project Manager	33.78	41.57	2.00	141,062	0.00	0	0.00	0
5.00	276,491	5.00	283,218	6.50	371,323	6097-Fac Maint Dispatch/Scheduler	24.43	30.03	7.00	386,109	0.00	0	0.00	0
3.00	142,168	3.00	137,327	3.00	147,383	6100-Lighting Technician	21.72	26.66	3.00	158,328	0.00	0	0.00	0
1.00	65,305	1.00	67,514	1.00	69,755	6113-Property Management Specialist	27.49	33.78	1.00	70,531	0.00	0	0.00	0
2.00	153,529	2.00	156,710	2.00	161,872	6114-Property Management Specialist/Sr	31.88	39.19	2.00	163,674	0.00	0	0.00	0
11.00	669,058	11.00	669,788	11.00	691,856	6121-HVAC Engineer	30.54	30.54	12.00	765,324	0.00	0	0.00	0
1.00	72,153	1.00	70,367	1.00	72,685	6122-Building Automation System Special	35.30	35.30	1.00	73,704	0.00	0	0.00	0
2.00	107,278	2.00	87,448	2.00	90,296	6123-HVAC Assistant	21.93	21.93	3.00	137,343	0.00	0	0.00	0
5.00	368,615	5.00	363,337	5.00	375,305	6143-Electronic Technician	35.28	36.35	5.00	379,480	0.00	0	0.00	0
1.00	80,129	1.00	78,993	1.00	81,595	6144-Electronic Technician/Chief	38.40	39.51	1.00	82,503	0.00	0	0.00	0
8.00	467,861	9.00	535,361	9.00	560,297	6147-Carpenter	25.92	31.88	9.00	576,284	0.00	0	0.00	0
2.00	111,526	2.00	113,218	2.00	116,948	6149-Locksmith	23.01	28.32	2.00	118,248	0.00	0	0.00	0
5.00	334,600	5.00	329,900	5.00	340,770	6155-Alarm Technician	32.02	33.00	6.00	411,425	0.00	0	0.00	0
2.00	170,000	2.00	179,995	5.00	436,044	6311-Engineer 3	40.38	49.65	2.00	202,154	0.00	0	0.00	0
1.00	76,718	1.00	78,355	1.00	80,936	6456-Data Analyst/Sr	31.88	39.19	1.00	66,568	0.00	0	0.00	0
0.50	27,500	0.25	16,577	0.25	16,917	9025-Operations Supervisor	23.49	32.89	0.00	0	0.00	0	0.00	0
0.00	0	3.00	210,121	2.00	154,072	9063-Project Manager	31.47	44.06	2.00	167,164	0.00	0	0.00	0
3.00	233,097	3.00	249,718	3.00	247,611	9361-Program Supervisor	27.20	41.97	3.25	274,282	0.00	0	0.00	0
1.00	96,206	1.00	99,628	1.00	104,673	9364-Manager 2	33.92	50.88	1.00	106,239	0.00	0	0.00	0
1.00	107,440	1.00	111,261	1.00	112,001	9365-Manager, Sr	36.29	54.44	1.00	75,784	0.00	0	0.00	0
1.00	138,289	0.00	0	0.00	0	9602-Division Director 2	42.33	63.50	0.00	0	0.00	0	0.00	0
1.00	96,609	2.00	160,053	2.00	164,695	9615-Program Manager 1	31.47	48.58	2.00	167,161	0.00	0	0.00	0
0.00	0	1.00	84,635	1.00	119,146	9672-Engineering Services Manager 2	42.33	63.50	1.00	124,562	0.00	0	0.00	0
0.00	0	1.00	143,208	1.00	90,441	9679-Facilities & Property Mgmt Division Dir	43.96	70.34	1.00	146,871	0.00	0	0.00	0

COUNTY ASSETS

3505: Facilities Management Fund

FY14 ADOPTED		FY15 ADOPTED		FY16 ADOPTED		POSITION DETAIL	Salary		FY17 PROPOSED		FY17 APPROVED		FY17 ADOPTED	
FTE	BASE AMT	FTE	BASE AMT	FTE	BASE AMT		MIN	MAX	FTE	BASE AMT	FTE	BASE AMT	FTE	BASE AMT
0.00	0	0.00	138,850	0.00	131,386	SALARY/ACTG ADJUSTMENTS	N/A	N/A	0.00	111,458	0.00	0	0.00	0
88.50	6,100,304	94.25	6,689,927	98.25	7,178,366	TOTAL BUDGET			107.75	7,838,427	0.00	0	0.00	0

County Human Services

FUND 1000: General Fund

FY14 ACTUAL	FY15 ACTUAL	FY16 ADOPTED	FY16 REVISED	EXPENDITURE DETAIL	FY17 PROPOSED	FY17 APPROVED	FY17 ADOPTED
0	0	0	672,002	60530 - Buildings	0	0	0
0	32,415	0	0	60550 - Capital Equipment	0	0	0
0	32,415	0	672,002	TOTAL Capital Outlay	0	0	0
3,256,184	958,524	4,544,145	4,544,145	60150 - Cnty Match & Sharing	5,114,927	0	0
1,037,437	1,143,263	949,101	949,101	60155 - Direct Client Asst.	921,424	0	0
31,984,610	35,693,119	28,620,099	27,947,421	60160 - Pass-Thru & Pgm Supt	23,215,779	0	0
1,507,973	1,440,630	1,465,566	1,685,784	60170 - Professional Svcs	1,105,437	0	0
29,390	31,639	0	0	95106 - Settle Passthru/Supp	0	0	0
37,815,595	39,267,176	35,578,911	35,126,451	TOTAL Contractual Services	30,357,567	0	0
0	0	0	0	60355 - Dept Indirect	0	0	0
175,629	157,098	106,851	106,851	60370 - Intl Svc Telephone	130,485	0	0
846,934	721,842	706,694	706,694	60380 - Intl Svc Data Proc	926,367	0	0
71,117	80,658	53,175	53,175	60410 - Intl Svc Motor Pool	74,076	0	0
774,992	946,945	1,016,570	1,016,570	60430 - Intl Svc Bldg Mgmt	1,095,709	0	0
13,904	18,967	0	0	60440 - Intl Svc Other	0	0	0
31,414	35,307	44,536	44,536	60460 - Intl Svc Dist/Postge	32,913	0	0
0	105,595	0	0	95107 - Settle Int Svc Expenses	0	0	0
198,129	98,715	0	0	95430 - Settle Bldg Mgmt Svc	0	0	0
2,112,118	2,165,126	1,927,826	1,927,826	TOTAL Internal Services	2,259,550	0	0
66,554	82,409	59,469	59,469	60180 - Printing	42,255	0	0
26,825	9,175	22,109	22,109	60200 - Communications	10,613	0	0
10,472	42,618	15,068	15,068	60210 - Rentals	9,352	0	0
0	0	290,975	290,975	60220 - Repairs and Maint	180,968	0	0
2,468	1,215	5,068	5,068	60230 - Postage	2,417	0	0
268,267	264,413	205,142	206,602	60240 - Supplies	176,036	0	0
361	1,806	0	0	60246 - Med&Dental Supplies	0	0	0
109,957	172,875	108,768	105,731	60260 - Travel & Training	82,280	0	0
35,177	48,226	18,400	18,400	60270 - Local Travel/Mileage	16,336	0	0
20,252	16,525	15,305	15,305	60290 - Software Lic / Maint	5,993	0	0
4,000	0	0	0	60330 - Claims Paid	0	0	0
21,630	31,080	11,229	11,229	60340 - Dues & Subscriptions	13,377	0	0
4	0	0	0	60660 - Goods Issue	0	0	0
0	2,612	0	0	93001 - Assess Matrl & Svcs	0	0	0
-548	12,340	0	0	95101 - Settle Matrl & Svcs	0	0	0
565,419	685,294	751,533	749,956	TOTAL Materials & Supplies	539,627	0	0
9,457,884	9,443,531	8,407,776	8,387,746	60000 - Permanent	8,952,006	0	0
279,832	291,399	161,953	214,891	60100 - Temporary	109,573	0	0
28,336	29,241	0	0	60110 - Overtime	8,000	0	0
43,805	34,631	5,506	5,506	60120 - Premium	0	0	0
3,159,169	2,962,102	2,658,499	2,650,549	60130 - Salary Related Expns	2,978,417	0	0
54,099	40,984	0	15,188	60135 - Non Base Fringe	34,640	0	0
2,818,425	2,772,063	2,409,709	2,403,690	60140 - Insurance Benefits	2,580,767	0	0

County Human Services

FUND 1000: General Fund

FY14 ACTUAL	FY15 ACTUAL	FY16 ADOPTED	FY16 REVISED	EXPENDITURE DETAIL	FY17 PROPOSED	FY17 APPROVED	FY17 ADOPTED
27,338	9,063	0	15,320	60145 - Non Base Insurance	23,544	0	0
3,752	46,195	0	0	90001 - ATYP Posting (CATS)	0	0	0
91	0	0	0	90002 - ATYP On Call (CATS)	0	0	0
0	10,534	0	0	93002 - Assess Labor	0	0	0
0	48,024	0	0	95102 - Settle Labor	0	0	0
15,872,732	15,687,766	13,643,443	13,692,890	TOTAL Personnel	14,686,947	0	0
56,365,864	57,837,778	51,901,713	52,169,125	TOTAL FUND 1000: General Fund	47,843,691	0	0

COUNTY HUMAN SERVICES

1000: General Fund

FY14 ADOPTED		FY15 ADOPTED		FY16 ADOPTED		POSITION DETAIL	Salary		FY17 PROPOSED		FY17 APPROVED		FY17 ADOPTED	
FTE	BASE AMT	FTE	BASE AMT	FTE	BASE AMT		MIN	MAX	FTE	BASE AMT	FTE	BASE AMT	FTE	BASE AMT
10.79	402,592	9.72	369,791	9.99	371,520	6001-Office Assistant 2	16.16	19.85	6.88	261,067	0.00	0	0.00	0
5.77	251,469	6.60	290,833	5.66	252,155	6002-Office Assistant/Sr	18.69	23.01	4.79	208,801	0.00	0	0.00	0
1.00	49,506	1.00	53,042	1.00	55,062	6003-Clerical Unit Coordinator	21.72	26.66	1.00	55,675	0.00	0	0.00	0
1.00	46,709	1.00	47,416	1.00	48,963	6005-Administrative Specialist	19.26	23.71	0.00	0	0.00	0	0.00	0
1.00	46,710	1.00	47,416	0.87	42,597	6011-Contract Technician	19.26	23.71	1.00	49,507	0.00	0	0.00	0
0.48	22,155	0.45	21,387	0.45	22,204	6013-Community Information Spec	20.45	25.14	0.45	21,622	0.00	0	0.00	0
7.53	453,394	7.70	456,186	3.61	205,734	6015-Contract Specialist	25.92	31.88	4.00	246,372	0.00	0	0.00	0
0.06	2,598	0.06	2,688	1.04	50,649	6020-Program Technician	19.26	23.71	0.04	1,665	0.00	0	0.00	0
15.90	945,850	16.23	958,321	15.05	921,041	6021-Program Specialist	25.92	31.88	12.15	753,711	0.00	0	0.00	0
2.43	144,624	2.24	136,082	2.61	162,923	6022-Program Coordinator	25.92	31.88	2.61	164,355	0.00	0	0.00	0
1.59	106,889	1.98	137,375	1.83	131,596	6026-Budget Analyst	28.32	34.82	2.09	151,398	0.00	0	0.00	0
5.03	238,441	5.18	251,805	2.61	134,926	6029-Finance Specialist 1	21.72	26.66	4.00	195,654	0.00	0	0.00	0
4.00	214,792	2.50	133,063	3.48	200,673	6030-Finance Specialist 2	25.14	30.92	4.00	230,461	0.00	0	0.00	0
0.00	0	0.00	0	0.87	57,277	6031-Contract Specialist/Sr	30.92	38.07	1.00	71,076	0.00	0	0.00	0
0.14	8,084	0.18	10,190	1.74	113,434	6032-Finance Specialist/Sr	28.32	34.82	2.00	131,835	0.00	0	0.00	0
0.07	4,652	0.16	9,792	0.46	26,791	6033-Administrative Analyst	26.66	32.81	0.18	11,781	0.00	0	0.00	0
0.09	4,187	0.00	0	0.00	0	6054-Administrative Assistant	21.72	26.66	0.00	0	0.00	0	0.00	0
4.10	228,793	4.10	238,040	2.60	149,972	6073-Data Analyst	26.66	32.80	2.48	148,148	0.00	0	0.00	0
3.68	171,550	4.68	221,051	2.00	102,010	6074-Data Technician	21.07	25.92	2.00	104,629	0.00	0	0.00	0
0.62	40,321	0.64	42,237	0.65	44,143	6083-Housing Development Specialist	26.66	32.81	0.00	0	0.00	0	0.00	0
0.00	0	1.00	53,292	0.00	0	6086-Research/Evaluation Analyst 2	26.66	32.81	0.00	0	0.00	0	0.00	0
0.97	76,607	2.09	157,719	4.09	315,419	6087-Research/Evaluation Analyst/Sr	33.78	41.57	5.09	369,942	0.00	0	0.00	0
7.65	535,838	10.28	725,091	12.15	856,842	6088-Program Specialist/Sr	30.92	38.07	14.99	1,066,151	0.00	0	0.00	0
0.00	0	0.00	0	0.87	50,872	6111-Procurement Analyst/Sr	28.32	34.82	1.00	61,042	0.00	0	0.00	0
0.00	0	0.00	0	0.00	0	6200-Program Communications Coordinator	31.88	39.19	1.00	66,568	0.00	0	0.00	0
0.00	0	1.00	36,270	0.00	0	6270-Peer Support Specialist	18.14	22.34	0.00	0	0.00	0	0.00	0
1.22	68,758	2.40	127,269	3.41	184,608	6290-Veterans Services Officer	24.43	30.03	3.41	185,738	0.00	0	0.00	0
0.80	44,600	0.80	45,287	0.80	46,779	6291-Addictions Specialist	23.01	28.32	0.80	39,606	0.00	0	0.00	0
4.00	260,261	4.00	256,890	4.00	269,108	6292-Deputy Public Guardian	27.49	33.78	5.00	333,386	0.00	0	0.00	0
2.65	168,404	2.65	174,896	0.65	45,865	6295-Clinical Services Specialist	28.32	34.82	0.65	45,369	0.00	0	0.00	0
1.00	59,986	2.00	118,985	5.00	289,906	6296-Case Manager/Sr	25.14	30.92	5.00	298,948	0.00	0	0.00	0
2.50	127,950	3.50	178,633	2.50	130,933	6297-Case Manager 2	23.01	28.32	1.74	92,338	0.00	0	0.00	0

COUNTY HUMAN SERVICES

1000: General Fund

FY14 ADOPTED		FY15 ADOPTED		FY16 ADOPTED		POSITION DETAIL	Salary		FY17 PROPOSED		FY17 APPROVED		FY17 ADOPTED	
FTE	BASE AMT	FTE	BASE AMT	FTE	BASE AMT		MIN	MAX	FTE	BASE AMT	FTE	BASE AMT	FTE	BASE AMT
1.00	43,075	0.00	0	0.00	0	6298-Case Manager 1	19.85	24.43	0.00	0	0.00	0	0.00	0
0.00	0	0.00	0	0.00	0	6299-Case Management Assistant	17.61	21.72	0.00	0	0.00	0	0.00	0
1.50	86,268	2.50	140,346	2.50	146,558	6301-Human Services Investigator	25.92	31.88	2.13	131,533	0.00	0	0.00	0
2.00	115,588	0.00	0	0.00	0	6305-Family Intervention Specialist	25.14	30.92	0.00	0	0.00	0	0.00	0
1.48	112,560	2.64	191,551	2.64	209,836	6315-Community Health Nurse	30.71	40.30	2.64	215,066	0.00	0	0.00	0
2.00	94,816	2.00	97,086	0.00	0	6321-Health Information Technician	20.45	25.14	0.00	0	0.00	0	0.00	0
1.00	51,232	1.00	53,570	0.00	0	6322-Health Information Technician/Sr	22.34	27.49	0.00	0	0.00	0	0.00	0
30.66	2,043,043	32.16	2,201,044	1.00	71,911	6365-Mental Health Consultant	28.32	34.82	1.00	72,711	0.00	0	0.00	0
1.87	127,367	2.00	144,153	2.09	157,694	6456-Data Analyst/Sr	31.88	39.19	2.09	162,005	0.00	0	0.00	0
0.00	0	0.60	31,975	0.60	36,222	6500-Operations Process Specialist	26.66	32.81	0.60	37,714	0.00	0	0.00	0
1.00	61,693	1.00	68,917	0.00	0	6501-Business Process Consultant	32.81	40.38	1.00	76,398	0.00	0	0.00	0
0.00	0	0.05	2,590	0.02	1,405	9005-Administrative Analyst, Senior	25.91	36.27	0.32	22,189	0.00	0	0.00	0
0.52	31,980	0.00	0	0.00	0	9006-Administrative Analyst	23.49	32.89	0.00	0	0.00	0	0.00	0
0.00	0	0.00	0	0.87	42,049	9025-Operations Supervisor	23.49	32.89	1.00	66,580	0.00	0	0.00	0
0.35	24,969	0.51	37,680	0.92	72,043	9043-Research/Evaluation Analyst, Senior Nr	29.98	41.97	1.00	81,867	0.00	0	0.00	0
0.00	0	0.00	0	0.87	36,341	9061-Human Resources Technician	20.31	28.43	1.00	47,092	0.00	0	0.00	0
0.25	16,385	0.33	21,747	0.87	58,996	9080-Human Resources Analyst 1	23.54	32.96	1.00	68,826	0.00	0	0.00	0
2.15	153,691	1.67	124,983	1.74	115,564	9335-Finance Supervisor	29.63	44.44	2.00	151,229	0.00	0	0.00	0
0.65	54,964	0.51	43,936	1.74	162,128	9336-Finance Manager	36.29	54.44	2.00	189,397	0.00	0	0.00	0
0.00	0	0.00	0	0.87	100,480	9338-Finance Manager, Sr	42.33	63.50	1.00	120,744	0.00	0	0.00	0
10.98	851,937	11.70	836,331	6.70	527,651	9361-Program Supervisor	27.20	41.97	5.02	417,159	0.00	0	0.00	0
1.00	101,169	1.00	101,721	1.00	104,673	9364-Manager 2	33.92	50.88	1.00	106,239	0.00	0	0.00	0
2.50	267,351	2.50	270,090	2.30	258,478	9365-Manager, Sr	36.29	54.44	2.30	223,564	0.00	0	0.00	0
0.40	81,464	0.38	82,306	0.00	0	9491-Psychiatrist	68.25	109.20	0.00	0	0.00	0	0.00	0
0.09	11,364	0.09	11,426	0.09	11,757	9602-Division Director 2	42.33	63.50	2.00	220,988	0.00	0	0.00	0
0.39	69,460	0.51	92,019	0.92	135,583	9613-Department Director 2	56.41	90.25	1.00	154,071	0.00	0	0.00	0
1.24	109,294	1.24	112,582	2.55	230,482	9615-Program Manager 1	31.47	48.58	3.58	295,621	0.00	0	0.00	0
0.56	76,924	0.53	74,531	0.92	125,475	9619-Deputy Director	43.96	70.34	0.00	0	0.00	0	0.00	0
0.34	38,933	0.33	38,791	0.87	70,157	9621-Human Resources Manager 2	39.20	58.80	1.00	122,770	0.00	0	0.00	0
1.05	66,796	0.99	66,304	2.61	170,222	9670-Human Resources Analyst 2	25.88	38.82	3.00	218,227	0.00	0	0.00	0
0.00	0	0.00	0	0.00	0	9700-Human Services Policy Manager	39.20	58.80	1.00	122,775	0.00	0	0.00	0
0.00	0	0.86	63,246	0.92	71,710	9710-Management Assistant	31.47	44.06	1.00	81,489	0.00	0	0.00	0

COUNTY HUMAN SERVICES

1000: General Fund

FY14 ADOPTED		FY15 ADOPTED		FY16 ADOPTED		POSITION DETAIL	Salary		FY17 PROPOSED		FY17 APPROVED		FY17 ADOPTED	
FTE	BASE AMT	FTE	BASE AMT	FTE	BASE AMT		MIN	MAX	FTE	BASE AMT	FTE	BASE AMT	FTE	BASE AMT
0.00	0	0.51	52,554	0.92	68,693	9711-Executive Advisor	36.29	54.44	0.00	0	0.00	0	0.00	0
0.37	51,749	0.37	52,031	0.00	0	9744-Mental Health Director	43.96	70.34	0.00	0	0.00	0	0.00	0
0.67	59,205	0.66	48,866	1.74	137,666	9748-Human Resources Analyst, Senior	29.63	44.44	2.00	162,642	0.00	0	0.00	0
0.13	12,179	0.00	0	0.00	0	9790-Public Relations Coordinator	34.70	48.58	0.00	0	0.00	0	0.00	0
0.00	-68,395	0.00	0	0.00	0	9998-Salary/Actg Adjustments	N/A	N/A	0.00	0	0.00	0	0.00	0
0.00	0	0.00	70,709	0.00	0	SALARY/ACTG ADJUSTMENTS	N/A	N/A	0.00	16,265	0.00	0	0.00	0
152.22	9,472,781	163.78	10,434,132	129.26	8,407,776	TOTAL BUDGET			131.03	8,952,006	0.00	0	0.00	0

County Human Services

FUND 1505: Federal/State Program Fund

FY14 ACTUAL	FY15 ACTUAL	FY16 ADOPTED	FY16 REVISED	EXPENDITURE DETAIL	FY17 PROPOSED	FY17 APPROVED	FY17 ADOPTED
0	0	0	25,695	60530 - Buildings	0	0	0
-168	63,191	0	0	60550 - Capital Equipment	0	0	0
-168	63,191	0	25,695	TOTAL Capital Outlay	0	0	0
480,930	746,649	931,404	931,404	60150 - Cnty Match & Sharing	967,462	0	0
15,627,210	14,068,372	9,785,948	11,356,322	60155 - Direct Client Asst.	11,653,317	0	0
37,534,655	39,463,683	19,218,794	20,260,249	60160 - Pass-Thru & Pgm Supt	12,922,852	0	0
1,361,554	2,379,502	2,230,344	2,308,186	60170 - Professional Svcs	2,061,643	0	0
-29,390	-31,639	0	0	95106 - Settle Passthru/Supp	0	0	0
54,974,959	56,626,567	32,166,490	34,856,161	TOTAL Contractual Services	27,605,274	0	0
1,096,352	1,377,846	1,682,780	1,768,229	60350 - Central Indirect	1,280,022	0	0
438,461	587,473	2,685,308	2,827,720	60355 - Dept Indirect	2,955,040	0	0
481,699	437,524	398,869	398,869	60370 - Intl Svc Telephone	461,380	0	0
3,880,359	4,307,994	4,063,017	4,063,017	60380 - Intl Svc Data Proc	4,760,468	0	0
282,135	344,659	329,037	329,037	60410 - Intl Svc Motor Pool	482,428	0	0
3,233,807	3,184,177	3,021,185	3,021,185	60430 - Intl Svc Bldg Mgmt	3,619,865	0	0
30,236	24,748	0	0	60440 - Intl Svc Other	0	0	0
239,169	263,381	253,884	253,884	60460 - Intl Svc Dist/Postge	287,409	0	0
0	-105,595	0	0	95107 - Settle Int Svc Expenses	0	0	0
328,508	514,029	0	0	95430 - Settle Bldg Mgmt Svc	0	0	0
10,010,726	10,936,237	12,434,080	12,661,941	TOTAL Internal Services	13,846,612	0	0
205,056	288,482	219,492	231,071	60180 - Printing	253,685	0	0
27,103	9,461	19,635	19,635	60200 - Communications	4,899	0	0
27,600	37,263	31,413	31,413	60210 - Rentals	20,808	0	0
0	15	26,214	426,214	60220 - Repairs and Maint	125,371	0	0
2,529	1,567	4,710	4,782	60230 - Postage	4,517	0	0
644,225	964,334	796,756	912,761	60240 - Supplies	738,536	0	0
288	695	0	0	60246 - Med&Dental Supplies	0	0	0
0	10,914	0	0	60250 - Food	0	0	0
205,852	261,018	326,985	376,820	60260 - Travel & Training	346,183	0	0
171,512	185,625	137,280	137,585	60270 - Local Travel/Mileage	172,095	0	0
359	376	630	630	60280 - Insurance	16,375	0	0
9,346	32,175	5,843	5,843	60290 - Software Lic / Maint	17,579	0	0
7,088	0	0	0	60320 - Refunds	0	0	0
0	25	0	0	60330 - Claims Paid	0	0	0
142,252	92,186	88,118	88,118	60340 - Dues & Subscriptions	89,076	0	0
0	-2,612	0	0	93001 - Assess Matr & Svcs	0	0	0
548	-15,685	0	0	95101 - Settle Matr & Svcs	0	0	0
1,443,759	1,865,839	1,657,076	2,234,872	TOTAL Materials & Supplies	1,789,124	0	0
27,646,306	31,782,470	27,545,120	29,224,011	60000 - Permanent	30,163,722	0	0
512,847	912,688	843,250	915,044	60100 - Temporary	267,619	0	0
223,258	428,649	0	0	60110 - Overtime	0	0	0
137,152	170,801	0	0	60120 - Premium	0	0	0

County Human Services

FUND 1505: Federal/State Program Fund

FY14 ACTUAL	FY15 ACTUAL	FY16 ADOPTED	FY16 REVISED	EXPENDITURE DETAIL	FY17 PROPOSED	FY17 APPROVED	FY17 ADOPTED
9,327,452	9,978,821	8,666,160	9,154,193	60130 - Salary Related Expns	10,020,075	0	0
73,112	117,410	6,201	109,682	60135 - Non Base Fringe	89,872	0	0
9,219,656	10,372,909	8,916,753	9,509,930	60140 - Insurance Benefits	10,172,787	0	0
17,094	30,819	2,275	135,264	60145 - Non Base Insurance	67,254	0	0
36,056	39,622	0	0	90001 - ATYP Posting (CATS)	0	0	0
0	-10,397	0	0	93002 - Assess Labor	0	0	0
0	-48,024	0	0	95102 - Settle Labor	0	0	0
47,192,933	53,775,768	45,979,759	49,048,124	TOTAL Personnel	50,781,329	0	0
113,622,210	123,267,602	92,237,405	98,826,793	TOTAL FUND 1505: Federal/State Program Fund	94,022,339	0	0

COUNTY HUMAN SERVICES

1505: Federal/State Program Fund

FY14 ADOPTED		FY15 ADOPTED		FY16 ADOPTED		POSITION DETAIL	Salary		FY17 PROPOSED		FY17 APPROVED		FY17 ADOPTED	
FTE	BASE AMT	FTE	BASE AMT	FTE	BASE AMT		MIN	MAX	FTE	BASE AMT	FTE	BASE AMT	FTE	BASE AMT
50.47	1,815,684	53.28	1,950,555	46.51	1,741,911	6001-Office Assistant 2	16.16	19.85	50.62	1,931,650	0.00	0	0.00	0
14.92	654,707	17.10	731,970	14.34	637,733	6002-Office Assistant/Sr	18.69	23.01	17.21	781,567	0.00	0	0.00	0
1.50	62,541	1.50	65,056	1.00	42,133	6005-Administrative Specialist	19.26	23.71	1.00	43,890	0.00	0	0.00	0
0.00	0	0.00	0	0.13	6,365	6011-Contract Technician	19.26	23.71	0.00	0	0.00	0	0.00	0
4.52	209,476	5.55	257,137	7.35	347,137	6013-Community Information Spec	20.45	25.14	6.35	308,835	0.00	0	0.00	0
0.47	25,975	0.30	16,363	0.39	22,744	6015-Contract Specialist	25.92	31.88	0.00	0	0.00	0	0.00	0
5.69	253,095	6.69	302,775	6.51	284,294	6020-Program Technician	19.26	23.71	10.71	476,810	0.00	0	0.00	0
29.72	1,792,954	31.57	1,913,284	23.85	1,475,322	6021-Program Specialist	25.92	31.88	35.25	2,123,849	0.00	0	0.00	0
1.37	79,047	1.56	82,928	2.99	169,562	6022-Program Coordinator	25.92	31.88	2.19	126,860	0.00	0	0.00	0
1.42	95,433	1.02	70,952	1.17	84,135	6026-Budget Analyst	28.32	34.82	0.91	60,424	0.00	0	0.00	0
2.63	118,756	2.77	130,036	1.39	67,453	6029-Finance Specialist 1	21.72	26.66	1.00	48,780	0.00	0	0.00	0
0.50	24,753	1.50	88,213	0.52	29,986	6030-Finance Specialist 2	25.14	30.92	0.00	0	0.00	0	0.00	0
0.00	0	0.00	0	0.13	8,559	6031-Contract Specialist/Sr	30.92	38.07	0.00	0	0.00	0	0.00	0
1.86	115,008	1.82	116,037	0.26	16,950	6032-Finance Specialist/Sr	28.32	34.82	0.00	0	0.00	0	0.00	0
4.22	255,950	5.14	313,724	4.34	277,888	6033-Administrative Analyst	26.66	32.81	3.82	256,116	0.00	0	0.00	0
0.91	42,339	0.00	0	0.00	0	6054-Administrative Assistant	21.72	26.66	0.00	0	0.00	0	0.00	0
2.90	168,624	2.90	164,362	2.90	171,699	6073-Data Analyst	26.66	32.80	3.32	208,289	0.00	0	0.00	0
2.00	86,694	2.00	87,132	2.00	93,056	6074-Data Technician	21.07	25.92	2.00	96,883	0.00	0	0.00	0
0.38	24,420	0.36	23,348	0.35	23,603	6083-Housing Development Specialist	26.66	32.81	0.00	0	0.00	0	0.00	0
3.97	215,245	5.00	262,968	5.00	269,253	6084-Weatherization Inspector	23.01	28.32	5.00	276,789	0.00	0	0.00	0
1.00	41,488	1.00	42,126	0.00	0	6085-Research/Evaluation Analyst 1	21.07	25.92	0.00	0	0.00	0	0.00	0
1.00	52,492	1.00	56,334	1.00	59,930	6086-Research/Evaluation Analyst 2	26.66	32.81	0.80	49,920	0.00	0	0.00	0
1.03	84,309	0.91	75,644	0.91	78,126	6087-Research/Evaluation Analyst/Sr	33.78	41.57	1.91	140,395	0.00	0	0.00	0
11.28	819,520	13.72	971,933	13.85	1,023,972	6088-Program Specialist/Sr	30.92	38.07	13.81	1,013,746	0.00	0	0.00	0
0.00	0	0.00	0	0.13	7,602	6111-Procurement Analyst/Sr	28.32	34.82	0.00	0	0.00	0	0.00	0
0.00	0	1.00	36,270	0.00	0	6270-Peer Support Specialist	18.14	22.34	0.00	0	0.00	0	0.00	0
1.58	88,326	1.60	92,438	1.59	94,869	6290-Veterans Services Officer	24.43	30.03	1.59	87,541	0.00	0	0.00	0
6.35	411,151	6.35	421,688	10.35	693,826	6295-Clinical Services Specialist	28.32	34.82	11.35	766,546	0.00	0	0.00	0
31.00	1,741,859	40.00	2,241,728	38.80	2,317,011	6296-Case Manager/Sr	25.14	30.92	40.80	2,462,743	0.00	0	0.00	0
130.30	6,859,754	138.20	7,311,581	138.90	7,535,076	6297-Case Manager 2	23.01	28.32	160.06	8,659,039	0.00	0	0.00	0
53.00	2,341,593	65.00	2,866,849	71.00	3,186,536	6298-Case Manager 1	19.85	24.43	67.00	3,107,148	0.00	0	0.00	0
18.00	721,244	20.00	793,695	20.00	815,405	6299-Case Management Assistant	17.61	21.72	22.00	917,667	0.00	0	0.00	0

COUNTY HUMAN SERVICES

1505: Federal/State Program Fund

FY14 ADOPTED		FY15 ADOPTED		FY16 ADOPTED		POSITION DETAIL	Salary		FY17 PROPOSED		FY17 APPROVED		FY17 ADOPTED	
FTE	BASE AMT	FTE	BASE AMT	FTE	BASE AMT		MIN	MAX	FTE	BASE AMT	FTE	BASE AMT	FTE	BASE AMT
3.00	139,613	3.00	144,128	3.00	150,361	6300-Eligibility Specialist	19.85	24.43	3.00	153,036	0.00	0	0.00	0
27.50	1,661,307	29.50	1,760,484	29.50	1,831,052	6301-Human Services Investigator	25.92	31.88	30.87	1,943,594	0.00	0	0.00	0
3.32	236,380	2.96	214,800	1.76	139,891	6315-Community Health Nurse	30.71	40.30	1.76	143,378	0.00	0	0.00	0
2.00	64,881	0.00	0	0.00	0	6341-Program Aide	15.00	18.14	0.00	0	0.00	0	0.00	0
47.04	3,061,501	44.09	2,943,444	0.00	0	6365-Mental Health Consultant	28.32	34.82	0.00	0	0.00	0	0.00	0
0.13	9,631	1.00	72,060	0.91	59,910	6456-Data Analyst/Sr	31.88	39.19	0.91	64,348	0.00	0	0.00	0
2.50	167,564	2.45	152,701	1.98	141,238	9005-Administrative Analyst, Senior	25.91	36.27	2.68	196,005	0.00	0	0.00	0
0.48	29,520	0.00	0	0.00	0	9006-Administrative Analyst	23.49	32.89	0.00	0	0.00	0	0.00	0
0.00	0	0.00	0	0.13	6,283	9025-Operations Supervisor	23.49	32.89	0.00	0	0.00	0	0.00	0
0.65	46,373	0.49	36,203	0.08	6,265	9043-Research/Evaluation Analyst, Senior Nr	29.98	41.97	0.00	0	0.00	0	0.00	0
0.00	0	0.00	0	0.13	5,430	9061-Human Resources Technician	20.31	28.43	0.00	0	0.00	0	0.00	0
0.75	49,156	0.67	44,152	0.13	8,815	9080-Human Resources Analyst 1	23.54	32.96	0.00	0	0.00	0	0.00	0
0.35	25,814	0.98	76,122	0.26	17,268	9335-Finance Supervisor	29.63	44.44	0.00	0	0.00	0	0.00	0
0.35	29,596	0.49	42,213	0.26	24,226	9336-Finance Manager	36.29	54.44	0.00	0	0.00	0	0.00	0
0.00	0	0.00	0	0.13	15,014	9338-Finance Manager, Sr	42.33	63.50	0.00	0	0.00	0	0.00	0
24.27	1,800,863	30.55	2,161,345	24.30	1,813,054	9361-Program Supervisor	27.20	41.97	25.98	1,989,750	0.00	0	0.00	0
3.20	331,360	3.20	344,371	2.70	301,742	9365-Manager, Sr	36.29	54.44	3.70	382,712	0.00	0	0.00	0
0.19	20,307	0.27	29,388	0.00	0	9366-Quality Manager	36.29	54.44	0.00	0	0.00	0	0.00	0
0.40	85,096	0.60	131,646	0.00	0	9491-Psychiatrist	68.25	109.20	0.00	0	0.00	0	0.00	0
0.50	63,045	0.50	58,775	0.00	0	9601-Division Director 1	39.20	58.80	0.00	0	0.00	0	0.00	0
1.91	241,166	1.91	242,482	1.91	249,517	9602-Division Director 2	42.33	63.50	1.00	132,593	0.00	0	0.00	0
0.61	109,990	0.49	88,410	0.08	11,790	9613-Department Director 2	56.41	90.25	0.00	0	0.00	0	0.00	0
12.76	1,126,647	12.76	1,175,821	11.45	1,085,098	9615-Program Manager 1	31.47	48.58	12.42	1,212,819	0.00	0	0.00	0
0.44	62,937	0.47	66,094	0.08	10,911	9619-Deputy Director	43.96	70.34	0.00	0	0.00	0	0.00	0
0.66	76,219	0.67	78,758	0.13	10,483	9621-Human Resources Manager 2	39.20	58.80	0.00	0	0.00	0	0.00	0
1.95	127,842	2.01	134,616	0.39	25,436	9670-Human Resources Analyst 2	25.88	38.82	0.00	0	0.00	0	0.00	0
0.00	0	0.14	10,296	0.08	6,236	9710-Management Assistant	31.47	44.06	0.00	0	0.00	0	0.00	0
0.00	0	0.49	50,493	0.08	5,973	9711-Executive Advisor	36.29	54.44	0.00	0	0.00	0	0.00	0
1.33	114,397	1.34	99,213	0.26	20,570	9748-Human Resources Analyst, Senior	29.63	44.44	0.00	0	0.00	0	0.00	0
0.87	84,425	0.00	0	0.00	0	9790-Public Relations Coordinator	34.70	48.58	0.00	0	0.00	0	0.00	0
0.00	0	0.00	0	0.00	16,421	SALARY/ACTG ADJUSTMENTS	N/A	N/A	0.00	0	0.00	0	0.00	0
521.15	28,968,067	569.87	31,645,141	497.39	27,545,120	TOTAL BUDGET			541.02	30,163,722	0.00	0	0.00	0

County Human Services

FUND 1519: Video Lottery Fund

FY14 ACTUAL	FY15 ACTUAL	FY16 ADOPTED	FY16 REVISED	EXPENDITURE DETAIL	FY17 PROPOSED	FY17 APPROVED	FY17 ADOPTED
1,921,746	1,095,081	1,014,642	1,014,642	60160 - Pass-Thru & Pgm Supt	0	0	0
3,551	1,500	0	0	60170 - Professional Svcs	0	0	0
1,925,297	1,096,581	1,014,642	1,014,642	TOTAL Contractual Services	0	0	0
1,925,297	1,096,581	1,014,642	1,014,642	TOTAL FUND 1519: Video Lottery Fund	0	0	0

County Human Services

FUND 3002: Behavioral Health Managed Care Fund

FY14 ACTUAL	FY15 ACTUAL	FY16 ADOPTED	FY16 REVISED	EXPENDITURE DETAIL	FY17 PROPOSED	FY17 APPROVED	FY17 ADOPTED
8,159	12,518	0	0	60155 - Direct Client Asst.	0	0	0
44,176,732	58,945,189	0	0	60160 - Pass-Thru & Pgm Supt	0	0	0
630,684	479,319	0	0	60170 - Professional Svcs	0	0	0
0	0	0	0	95106 - Settle Passthru/Supp	0	0	0
44,815,575	59,437,026	0	0	TOTAL Contractual Services	0	0	0
1,051,644	1,566,977	0	0	60350 - Central Indirect	0	0	0
1,153,887	1,774,568	0	0	60355 - Dept Indirect	0	0	0
74,460	82,178	0	0	60370 - Intl Svc Telephone	0	0	0
358,545	367,795	0	0	60380 - Intl Svc Data Proc	0	0	0
20,840	31,357	0	0	60410 - Intl Svc Motor Pool	0	0	0
531,118	373,121	0	0	60430 - Intl Svc Bldg Mgmt	0	0	0
0	494	0	0	60440 - Intl Svc Other	0	0	0
8,868	7,292	0	0	60460 - Intl Svc Dist/Postge	0	0	0
5,193	8,943	0	0	95430 - Settle Bldg Mgmt Svc	0	0	0
3,204,557	4,212,723	0	0	TOTAL Internal Services	0	0	0
22,524	58,512	0	0	60180 - Printing	0	0	0
1,040	2,405	0	0	60200 - Communications	0	0	0
0	429	0	0	60210 - Rentals	0	0	0
13,239	21,868	0	0	60230 - Postage	0	0	0
26,451	73,654	0	0	60240 - Supplies	0	0	0
9,935	29,347	0	0	60260 - Travel & Training	0	0	0
5,514	7,689	0	0	60270 - Local Travel/Mileage	0	0	0
139,921	140,034	0	0	60290 - Software Lic / Maint	0	0	0
95	80	0	0	60340 - Dues & Subscriptions	0	0	0
0	3,345	0	0	95101 - Settle Matrl & Svcs	0	0	0
218,719	337,363	0	0	TOTAL Materials & Supplies	0	0	0
2,833,926	3,714,200	0	0	60000 - Permanent	0	0	0
222,252	253,681	0	0	60100 - Temporary	0	0	0
26,157	43,450	0	0	60110 - Overtime	0	0	0
25,263	29,957	0	0	60120 - Premium	0	0	0
899,868	1,132,954	0	0	60130 - Salary Related Expns	0	0	0
54,110	47,755	0	0	60135 - Non Base Fringe	0	0	0
847,394	1,089,180	0	0	60140 - Insurance Benefits	0	0	0
7,367	8,528	0	0	60145 - Non Base Insurance	0	0	0
4,916,336	6,319,704	0	0	TOTAL Personnel	0	0	0
53,155,187	70,306,816	0	0	TOTAL FUND 3002: Behavioral Health Managed Care Fund	0	0	0

COUNTY HUMAN SERVICES

3002: Behavioral Health Managed Care Fund

FY14 ADOPTED		FY15 ADOPTED		FY16 ADOPTED		POSITION DETAIL	Salary		FY17 PROPOSED		FY17 APPROVED		FY17 ADOPTED	
FTE	BASE AMT	FTE	BASE AMT	FTE	BASE AMT		MIN	MAX	FTE	BASE AMT	FTE	BASE AMT	FTE	BASE AMT
2.25	79,878	1.00	33,569	0.00	0	6001-Office Assistant 2	16.16	19.85	0.00	0	0.00	0	0.00	0
1.30	55,066	1.30	53,808	0.00	0	6002-Office Assistant/Sr	18.69	23.01	0.00	0	0.00	0	0.00	0
0.50	21,312	0.50	22,280	0.00	0	6005-Administrative Specialist	19.26	23.71	0.00	0	0.00	0	0.00	0
1.00	40,278	0.00	0	0.00	0	6013-Community Information Spec	20.45	25.14	0.00	0	0.00	0	0.00	0
2.55	145,928	2.55	147,861	0.00	0	6021-Program Specialist	25.92	31.88	0.00	0	0.00	0	0.00	0
0.95	40,644	1.05	47,098	0.00	0	6029-Finance Specialist 1	21.72	26.66	0.00	0	0.00	0	0.00	0
0.50	27,222	0.50	28,445	0.00	0	6033-Administrative Analyst	26.66	32.81	0.00	0	0.00	0	0.00	0
2.00	116,419	3.00	177,682	0.00	0	6073-Data Analyst	26.66	32.80	0.00	0	0.00	0	0.00	0
1.12	49,605	1.12	48,785	0.00	0	6074-Data Technician	21.07	25.92	0.00	0	0.00	0	0.00	0
0.64	38,939	0.60	38,041	0.00	0	6088-Program Specialist/Sr	30.92	38.07	0.00	0	0.00	0	0.00	0
0.00	0	1.00	56,609	0.00	0	6295-Clinical Services Specialist	28.32	34.82	0.00	0	0.00	0	0.00	0
4.00	201,273	4.00	194,630	0.00	0	6297-Case Manager 2	23.01	28.32	0.00	0	0.00	0	0.00	0
0.50	30,234	0.50	30,700	0.00	0	6315-Community Health Nurse	30.71	40.30	0.00	0	0.00	0	0.00	0
22.97	1,428,994	22.94	1,434,714	0.00	0	6365-Mental Health Consultant	28.32	34.82	0.00	0	0.00	0	0.00	0
1.00	72,746	1.00	76,100	0.00	0	6456-Data Analyst/Sr	31.88	39.19	0.00	0	0.00	0	0.00	0
0.50	33,998	0.50	35,209	0.00	0	9005-Administrative Analyst, Senior	25.91	36.27	0.00	0	0.00	0	0.00	0
0.50	29,455	0.35	24,637	0.00	0	9335-Finance Supervisor	29.63	44.44	0.00	0	0.00	0	0.00	0
2.75	201,457	2.75	215,283	0.00	0	9361-Program Supervisor	27.20	41.97	0.00	0	0.00	0	0.00	0
1.30	118,005	1.30	130,805	0.00	0	9365-Manager, Sr	36.29	54.44	0.00	0	0.00	0	0.00	0
0.81	85,689	0.73	79,455	0.00	0	9366-Quality Manager	36.29	54.44	0.00	0	0.00	0	0.00	0
0.80	152,032	0.72	157,189	0.00	0	9491-Psychiatrist	68.25	109.20	0.00	0	0.00	0	0.00	0
0.50	63,045	0.50	58,775	0.00	0	9601-Division Director 1	39.20	58.80	0.00	0	0.00	0	0.00	0
0.63	88,113	0.63	88,594	0.00	0	9744-Mental Health Director	43.96	70.34	0.00	0	0.00	0	0.00	0
49.07	3,120,332	48.54	3,180,269	0.00	0	TOTAL BUDGET			0.00	0	0.00	0	0.00	0

County Management

FUND 1000: General Fund

FY14 ACTUAL	FY15 ACTUAL	FY16 ADOPTED	FY16 REVISED	EXPENDITURE DETAIL	FY17 PROPOSED	FY17 APPROVED	FY17 ADOPTED
1,405,922	9,726	0	0	60550 - Capital Equipment	0	0	0
1,405,922	9,726	0	0	TOTAL Capital Outlay	0	0	0
16	0	0	0	60155 - Direct Client Asst.	0	0	0
996,210	724,461	7,065,000	7,019,904	60160 - Pass-Thru & Pgm Supt	985,800	0	0
1,824,515	1,915,538	2,356,475	2,340,475	60170 - Professional Svcs	4,848,618	0	0
2,820,741	2,639,999	9,421,475	9,360,379	TOTAL Contractual Services	5,834,418	0	0
0	0	0	0	60350 - Central Indirect	0	0	0
0	0	0	0	60355 - Dept Indirect	0	0	0
134,851	85,927	120,357	120,357	60370 - Intl Svc Telephone	121,497	0	0
2,110,460	2,213,973	2,414,876	2,414,876	60380 - Intl Svc Data Proc	2,521,018	0	0
8,604	15,221	9,732	9,732	60410 - Intl Svc Motor Pool	21,551	0	0
1,105	3,386	3,386	3,386	60420 - Intl Svc Electronics	0	0	0
1,565,138	1,648,802	1,801,433	1,801,433	60430 - Intl Svc Bldg Mgmt	1,758,517	0	0
6,266	6,768	0	0	60440 - Intl Svc Other	0	0	0
330,702	356,504	392,811	392,811	60460 - Intl Svc Dist/Postge	338,901	0	0
-4,705	0	0	0	93007 - Assess Int Svc Expenses	0	0	0
-33,112	0	0	0	95107 - Settle Int Svc Expenses	0	0	0
239,790	225,409	0	0	95430 - Settle Bldg Mgmt Svc	0	0	0
4,359,099	4,555,989	4,742,595	4,742,595	TOTAL Internal Services	4,761,484	0	0
129,514	137,936	147,388	149,888	60180 - Printing	149,419	0	0
4,434	6,758	5,000	5,000	60190 - Utilities	7,000	0	0
55,834	13,512	22,972	23,972	60200 - Communications	14,182	0	0
4,638	6,191	2,229	2,229	60210 - Rentals	2,229	0	0
79,987	33,766	245,812	247,812	60220 - Repairs and Maint	269,529	0	0
3,262	3,044	3,200	3,200	60230 - Postage	5,400	0	0
198,161	189,878	243,031	233,931	60240 - Supplies	286,425	0	0
143	1	0	0	60246 - Med&Dental Supplies	0	0	0
116,009	133,117	235,918	240,918	60260 - Travel & Training	227,771	0	0
70,662	69,485	82,565	82,565	60270 - Local Travel/Mileage	82,995	0	0
457,112	407,269	450,895	450,895	60290 - Software Lic / Maint	509,697	0	0
5,520	-311	0	0	60330 - Claims Paid	0	0	0
72,747	105,116	123,867	123,867	60340 - Dues & Subscriptions	142,408	0	0
0	1,017	0	0	60570 - Bad Debt Expense	0	0	0
192	447	0	0	60660 - Goods Issue	0	0	0
0	-700	0	0	60680 - Cash Discounts Taken	0	0	0
0	0	0	0	95112 - Settle Equip Use	0	0	0
1,198,215	1,106,527	1,562,877	1,564,277	TOTAL Materials & Supplies	1,697,055	0	0
12,371,403	13,174,849	15,275,487	15,315,997	60000 - Permanent	15,616,498	0	0
545,677	555,254	759,165	764,753	60100 - Temporary	605,618	0	0
4,716	16,181	13,223	13,223	60110 - Overtime	14,300	0	0
40,224	30,268	33,020	33,020	60120 - Premium	36,688	0	0
4,186,888	4,171,522	4,889,093	4,899,160	60130 - Salary Related Expns	5,269,358	0	0

County Management

FUND 1000: General Fund

FY14 ACTUAL	FY15 ACTUAL	FY16 ADOPTED	FY16 REVISED	EXPENDITURE DETAIL	FY17 PROPOSED	FY17 APPROVED	FY17 ADOPTED
92,037	85,678	127,854	128,322	60135 - Non Base Fringe	55,511	0	0
3,722,611	3,840,651	4,260,653	4,263,591	60140 - Insurance Benefits	4,570,334	0	0
50,023	37,306	91,442	91,567	60145 - Non Base Insurance	20,121	0	0
-34,416	137,730	0	0	90001 - ATYP Posting (CATS)	0	0	0
-9,693	13,365	0	0	90002 - ATYP On Call (CATS)	0	0	0
0	0	0	0	93002 - Assess Labor	0	0	0
0	0	0	0	95200 - ATYP Clean Up (Cent)	0	0	0
20,969,472	22,062,803	25,449,937	25,509,633	TOTAL Personnel	26,188,428	0	0
30,753,449	30,375,044	41,176,884	41,176,884	TOTAL FUND 1000: General Fund	38,481,385	0	0

COUNTY MANAGEMENT

1000: General Fund

FY14 ADOPTED		FY15 ADOPTED		FY16 ADOPTED		POSITION DETAIL	Salary		FY17 PROPOSED		FY17 APPROVED		FY17 ADOPTED	
FTE	BASE AMT	FTE	BASE AMT	FTE	BASE AMT		MIN	MAX	FTE	BASE AMT	FTE	BASE AMT	FTE	BASE AMT
2.50	90,203	2.50	92,249	2.00	69,792	6001-Office Assistant 2	16.16	19.85	4.50	157,332	0.00	0	0.00	0
1.00	42,729	1.00	37,356	1.00	39,477	6002-Office Assistant/Sr	18.69	23.01	1.00	41,133	0.00	0	0.00	0
2.00	121,241	2.00	124,792	2.00	130,843	6015-Contract Specialist	25.92	31.88	3.00	187,256	0.00	0	0.00	0
1.00	62,765	2.00	120,055	2.00	126,056	6021-Program Specialist	25.92	31.88	2.00	115,011	0.00	0	0.00	0
1.00	51,031	1.00	53,287	1.00	55,062	6025-A&T Collection Specialist	21.72	26.66	1.00	55,675	0.00	0	0.00	0
0.00	0	0.00	0	1.00	58,474	6026-Budget Analyst	28.32	34.82	2.00	118,248	0.00	0	0.00	0
2.00	90,620	2.00	92,014	0.00	0	6027-Finance Technician	18.69	23.01	1.00	41,439	0.00	0	0.00	0
8.00	399,163	8.50	423,169	10.50	524,456	6029-Finance Specialist 1	21.72	26.66	11.00	557,942	0.00	0	0.00	0
12.00	680,530	12.00	698,564	12.00	735,126	6030-Finance Specialist 2	25.14	30.92	10.00	595,107	0.00	0	0.00	0
1.00	68,891	1.00	61,812	2.00	130,480	6031-Contract Specialist/Sr	30.92	38.07	2.00	140,604	0.00	0	0.00	0
5.00	310,348	5.00	319,978	5.00	327,560	6032-Finance Specialist/Sr	28.32	34.82	8.00	516,163	0.00	0	0.00	0
0.00	0	1.00	53,292	0.95	60,220	6033-Administrative Analyst	26.66	32.81	0.95	62,762	0.00	0	0.00	0
39.00	2,305,438	38.00	2,246,763	39.00	2,348,925	6042-Property Appraiser 2	25.92	31.88	40.00	2,407,377	0.00	0	0.00	0
2.00	136,558	2.00	140,615	2.00	147,425	6044-Industrial Appraiser	29.16	35.87	2.00	136,995	0.00	0	0.00	0
4.00	242,932	4.00	247,387	3.00	199,866	6045-Tax Exemption Specialist	26.66	32.81	4.00	260,528	0.00	0	0.00	0
4.00	195,965	3.00	147,488	3.00	149,236	6051-Property Appraiser 1	23.01	28.32	3.00	151,530	0.00	0	0.00	0
3.00	154,326	3.00	159,630	2.00	110,124	6054-Administrative Assistant	21.72	26.66	1.00	55,675	0.00	0	0.00	0
1.00	58,607	2.00	117,415	1.00	59,777	6073-Data Analyst	26.66	32.80	1.00	62,250	0.00	0	0.00	0
1.00	51,031	1.00	51,817	2.00	101,287	6081-GIS Cartographer	21.07	25.92	1.00	54,120	0.00	0	0.00	0
3.00	174,327	3.00	167,449	2.00	124,024	6082-GIS Cartographer/Sr	24.43	30.03	2.00	115,871	0.00	0	0.00	0
0.00	0	0.00	0	0.00	0	6087-Research/Evaluation Analyst/Sr	33.78	41.57	0.00	0	0.00	0	0.00	0
5.00	324,422	5.00	331,408	5.00	338,488	6111-Procurement Analyst/Sr	28.32	34.82	5.00	348,238	0.00	0	0.00	0
5.00	263,148	4.00	223,043	4.00	227,201	6112-Procurement Analyst	25.14	30.92	4.00	218,865	0.00	0	0.00	0
0.00	0	0.00	0	0.00	0	6114-Property Management Specialist/Sr	31.88	39.19	1.00	81,837	0.00	0	0.00	0
26.00	1,160,449	26.00	1,192,974	26.00	1,226,006	6450-A&T Technician 1	19.26	23.71	25.00	1,167,093	0.00	0	0.00	0
19.50	925,496	18.50	915,463	18.50	963,900	6451-A&T Technician 2	21.07	25.92	19.00	999,651	0.00	0	0.00	0
7.00	525,567	7.00	542,483	7.00	550,287	6456-Data Analyst/Sr	31.88	39.19	7.00	543,930	0.00	0	0.00	0
2.00	127,649	2.00	130,223	2.00	135,332	9006-Administrative Analyst	23.49	32.89	2.00	137,358	0.00	0	0.00	0
1.00	42,109	1.00	42,339	1.00	43,567	9011-Office Assist 2/NR	15.13	21.18	1.00	44,219	0.00	0	0.00	0
4.00	239,426	4.00	247,954	4.00	262,805	9025-Operations Supervisor	23.49	32.89	4.00	271,723	0.00	0	0.00	0
1.00	71,529	1.00	72,491	1.00	76,833	9043-Research/Evaluation Analyst, Senior Nr	29.98	41.97	1.00	75,112	0.00	0	0.00	0
2.60	137,980	2.60	131,118	2.60	126,737	9061-Human Resources Technician	20.31	28.43	1.60	94,970	0.00	0	0.00	0

COUNTY MANAGEMENT

1000: General Fund

FY14 ADOPTED		FY15 ADOPTED		FY16 ADOPTED		POSITION DETAIL	Salary		FY17 PROPOSED		FY17 APPROVED		FY17 ADOPTED	
FTE	BASE AMT	FTE	BASE AMT	FTE	BASE AMT		MIN	MAX	FTE	BASE AMT	FTE	BASE AMT	FTE	BASE AMT
0.00	0	0.00	0	0.00	0	9080-Human Resources Analyst 1	23.54	32.96	1.00	58,092	0.00	0	0.00	0
4.00	319,404	4.00	328,116	4.00	353,073	9335-Finance Supervisor	29.63	44.44	3.00	237,035	0.00	0	0.00	0
5.00	518,483	5.00	536,173	6.00	632,984	9336-Finance Manager	36.29	54.44	7.00	717,739	0.00	0	0.00	0
1.00	59,787	1.00	61,917	1.00	67,811	9337-Payroll Specialist	23.54	32.96	1.00	68,826	0.00	0	0.00	0
1.00	105,221	1.00	87,174	0.90	83,155	9338-Finance Manager, Sr	42.33	63.50	0.90	86,935	0.00	0	0.00	0
2.00	148,328	4.00	262,354	9.00	669,853	9361-Program Supervisor	27.20	41.97	9.00	713,042	0.00	0	0.00	0
1.00	108,252	1.00	108,843	1.00	112,001	9365-Manager, Sr	36.29	54.44	1.00	113,677	0.00	0	0.00	0
0.00	0	1.00	78,366	0.00	0	9601-Division Director 1	39.20	58.80	0.00	0	0.00	0	0.00	0
1.00	137,361	1.00	140,625	1.00	144,705	9605-County Assessor	43.96	70.34	1.00	156,129	0.00	0	0.00	0
4.00	347,201	4.00	359,568	1.00	64,747	9615-Program Manager 1	31.47	48.58	1.00	90,223	0.00	0	0.00	0
0.00	0	0.00	0	1.00	80,639	9618-Deputy County Assessor	39.20	58.80	1.00	120,553	0.00	0	0.00	0
1.00	138,282	1.00	140,625	1.00	144,705	9619-Deputy Director	43.96	70.34	1.00	146,871	0.00	0	0.00	0
4.75	488,912	4.75	506,327	4.75	542,030	9621-Human Resources Manager 2	39.20	58.80	4.75	547,108	0.00	0	0.00	0
1.00	108,252	1.00	72,561	2.00	174,902	9630-Chief Appraiser	36.29	54.44	2.00	209,586	0.00	0	0.00	0
0.00	0	0.00	0	1.00	55,602	9634-Administrative Specialist/Nr	19.31	27.03	1.00	56,434	0.00	0	0.00	0
0.63	98,195	0.63	101,693	0.63	106,334	9668-Human Resources Director	51.28	82.05	0.63	107,926	0.00	0	0.00	0
0.85	101,011	0.85	104,609	0.85	110,873	9669-Human Resources Manager, Senior	43.96	70.34	0.85	115,913	0.00	0	0.00	0
1.00	58,117	1.00	63,196	1.00	66,981	9670-Human Resources Analyst 2	25.88	38.82	1.00	70,026	0.00	0	0.00	0
2.00	154,321	1.00	62,922	1.00	64,748	9710-Management Assistant	31.47	44.06	1.00	91,342	0.00	0	0.00	0
5.00	461,948	5.00	441,445	5.00	495,147	9715-Human Resources Manager 1	33.92	50.88	5.00	499,581	0.00	0	0.00	0
3.00	213,973	4.00	282,487	5.00	421,284	9730-Budget Analyst, Senior	27.69	41.53	5.00	387,190	0.00	0	0.00	0
1.00	104,757	1.00	108,488	1.00	112,001	9731-Economist	36.29	54.44	1.00	113,676	0.00	0	0.00	0
3.00	242,372	3.00	246,983	3.00	241,974	9734-Budget Analyst/Principal	31.70	47.55	2.00	192,615	0.00	0	0.00	0
3.00	231,446	3.00	212,086	4.00	285,737	9748-Human Resources Analyst, Senior	29.63	44.44	4.00	323,955	0.00	0	0.00	0
0.00	0	0.00	0	1.00	116,039	9809-Capital Planning Director	56.41	90.25	1.00	117,776	0.00	0	0.00	0
0.80	114,881	0.80	118,974	0.80	126,099	9810-Chief Financial Officer	56.41	90.25	0.80	127,990	0.00	0	0.00	0
1.00	177,820	1.00	184,154	1.00	160,039	9812-Dept Director Principal/COO	62.05	99.28	1.00	167,313	0.00	0	0.00	0
0.00	0	0.00	322,283	0.00	392,658	SALARY/ACTG ADJUSTMENTS	N/A	N/A	0.00	162,931	0.00	0	0.00	0
212.63	13,492,804	215.13	14,116,597	222.48	15,275,487	TOTAL BUDGET			228.98	15,616,498	0.00	0	0.00	0

County Management

FUND 1504: Recreation Fund

FY14 ACTUAL	FY15 ACTUAL	FY16 ADOPTED	FY16 REVISED	EXPENDITURE DETAIL	FY17 PROPOSED	FY17 APPROVED	FY17 ADOPTED
55,022	41,623	100,000	100,000	60160 - Pass-Thru & Pgm Supt	100,000	0	0
574	334	0	0	60170 - Professional Svcs	0	0	0
55,595	41,956	100,000	100,000	TOTAL Contractual Services	100,000	0	0
1,201	982	2,710	2,710	60350 - Central Indirect	2,640	0	0
1,201	982	2,710	2,710	TOTAL Internal Services	2,640	0	0
56,796	42,938	102,710	102,710	TOTAL FUND 1504: Recreation Fund	102,640	0	0

County Management

FUND 1505: Federal/State Program Fund

FY14 ACTUAL	FY15 ACTUAL	FY16 ADOPTED	FY16 REVISED	EXPENDITURE DETAIL	FY17 PROPOSED	FY17 APPROVED	FY17 ADOPTED
0	457	0	0	60350 - Central Indirect	0	0	0
0	457	0	0	TOTAL Internal Services	0	0	0
0	8,461	0	0	60240 - Supplies	0	0	0
0	50	0	0	60660 - Goods Issue	0	0	0
0	20	0	0	92002 - Equipment Use	0	0	0
0	8,531	0	0	TOTAL Materials & Supplies	0	0	0
0	0	0	0	90001 - ATYP Posting (CATS)	0	0	0
0	11,012	0	0	95102 - Settle Labor	0	0	0
0	11,012	0	0	TOTAL Personnel	0	0	0
0	20,000	0	0	TOTAL FUND 1505: Federal/State Program Fund	0	0	0

County Management

FUND 1519: Video Lottery Fund

FY14 ACTUAL	FY15 ACTUAL	FY16 ADOPTED	FY16 REVISED	EXPENDITURE DETAIL	FY17 PROPOSED	FY17 APPROVED	FY17 ADOPTED
0	0	100,000	100,000	60160 - Pass-Thru & Pgm Supt	0	0	0
0	0	3,000	3,000	60170 - Professional Svcs	2,615	0	0
0	0	103,000	103,000	TOTAL Contractual Services	2,615	0	0
0	0	0	0	60370 - Intl Svc Telephone	385	0	0
0	7,250	6,744	6,744	60380 - Intl Svc Data Proc	8,167	0	0
0	104	300	300	60410 - Intl Svc Motor Pool	357	0	0
0	7,354	7,044	7,044	TOTAL Internal Services	8,909	0	0
0	780	780	780	60200 - Communications	780	0	0
0	0	250	250	60220 - Repairs and Maint	250	0	0
0	0	500	500	60240 - Supplies	500	0	0
0	0	2,000	2,000	60260 - Travel & Training	2,000	0	0
0	0	500	500	60270 - Local Travel/Mileage	500	0	0
0	28,000	30,000	30,000	60340 - Dues & Subscriptions	30,000	0	0
0	28,780	34,030	34,030	TOTAL Materials & Supplies	34,030	0	0
0	48,737	85,852	85,852	60000 - Permanent	86,807	0	0
0	39,880	0	0	60100 - Temporary	0	0	0
0	15,156	24,631	24,631	60130 - Salary Related Exps	26,659	0	0
0	12,278	0	0	60135 - Non Base Fringe	0	0	0
0	11,736	20,376	20,376	60140 - Insurance Benefits	21,295	0	0
0	8,734	0	0	60145 - Non Base Insurance	0	0	0
0	136,520	130,859	130,859	TOTAL Personnel	134,761	0	0
0	172,654	274,933	274,933	TOTAL FUND 1519: Video Lottery Fund	180,315	0	0

COUNTY MANAGEMENT

1519: Video Lottery Fund

FY14 ADOPTED		FY15 ADOPTED		FY16 ADOPTED		POSITION DETAIL	Salary		FY17 PROPOSED		FY17 APPROVED		FY17 ADOPTED	
FTE	BASE AMT	FTE	BASE AMT	FTE	BASE AMT		MIN	MAX	FTE	BASE AMT	FTE	BASE AMT	FTE	BASE AMT
0.00	0	0.00	0	1.00	85,852	6052-Economic Development Analyst	33.78	41.57	1.00	86,807	0.00	0	0.00	0
0.00	0	1.00	61,812	0.00	0	6088-Program Specialist/Sr	30.92	38.07	0.00	0	0.00	0	0.00	0
0.00	0	0.00	14,288	0.00	0	SALARY/ACTG ADJUSTMENTS	N/A	N/A	0.00	0	0.00	0	0.00	0
0.00	0	1.00	76,100	1.00	85,852	TOTAL BUDGET			1.00	86,807	0.00	0	0.00	0

County Management

FUND 2504: Financed Projects Fund

FY14 ACTUAL	FY15 ACTUAL	FY16 ADOPTED	FY16 REVISED	EXPENDITURE DETAIL	FY17 PROPOSED	FY17 APPROVED	FY17 ADOPTED
0	49,685	0	0	60550 - Capital Equipment	0	0	0
0	49,685	0	0	TOTAL Capital Outlay	0	0	0
366	356,530	4,111,738	4,111,738	60170 - Professional Svcs	3,339,466	0	0
366	356,530	4,111,738	4,111,738	TOTAL Contractual Services	3,339,466	0	0
0	2,126	0	0	60220 - Repairs and Maint	3,000	0	0
0	0	62,150	62,150	60240 - Supplies	62,150	0	0
23,509	0	433,902	433,902	60290 - Software Lic / Maint	351,050	0	0
23,509	2,126	496,052	496,052	TOTAL Materials & Supplies	416,200	0	0
0	0	216,202	216,202	60100 - Temporary	222,610	0	0
0	0	62,029	62,029	60135 - Non Base Fringe	69,583	0	0
0	0	43,979	43,979	60145 - Non Base Insurance	46,141	0	0
89,761	25,076	0	0	90001 - ATYP Posting (CATS)	0	0	0
89,761	25,076	322,210	322,210	TOTAL Personnel	338,334	0	0
113,635	433,417	4,930,000	4,930,000	TOTAL FUND 2504: Financed Projects Fund	4,094,000	0	0

County Management

FUND 3500: Risk Management Fund

FY14 ACTUAL	FY15 ACTUAL	FY16 ADOPTED	FY16 REVISED	EXPENDITURE DETAIL	FY17 PROPOSED	FY17 APPROVED	FY17 ADOPTED
11,687	0	0	0	60550 - Capital Equipment	0	0	0
11,687	0	0	0	TOTAL Capital Outlay	0	0	0
183,813	153,893	185,000	185,000	60150 - Cnty Match & Sharing	185,000	0	0
7,670	8,008	0	0	60160 - Pass-Thru & Pgm Supt	0	0	0
1,564,768	3,097,486	1,900,444	1,900,444	60170 - Professional Svcs	2,007,587	0	0
1,756,252	3,259,388	2,085,444	2,085,444	TOTAL Contractual Services	2,192,587	0	0
15,461	15,032	22,342	22,342	60370 - Intl Svc Telephone	15,666	0	0
175,071	176,625	129,541	129,541	60380 - Intl Svc Data Proc	152,350	0	0
6,046	6,848	8,397	8,397	60410 - Intl Svc Motor Pool	13,197	0	0
250,618	274,218	313,687	313,687	60430 - Intl Svc Bldg Mgmt	295,135	0	0
3,582	1,573	0	0	60440 - Intl Svc Other	0	0	0
25,075	17,781	29,773	29,773	60460 - Intl Svc Dist/Postge	14,015	0	0
4,705	0	0	0	93007 - Assess Int Svc Expenses	0	0	0
18,253	5,299	0	0	95430 - Settle Bldg Mgmt Svc	0	0	0
498,810	497,376	503,740	503,740	TOTAL Internal Services	490,363	0	0
18,634	9,869	14,840	14,840	60180 - Printing	11,500	0	0
7,651	3,090	4,700	4,700	60200 - Communications	4,700	0	0
800	0	250	250	60210 - Rentals	250	0	0
0	139	13,255	13,255	60220 - Repairs and Maint	15,863	0	0
453	901	550	550	60230 - Postage	550	0	0
32,137	51,599	90,300	91,040	60240 - Supplies	91,125	0	0
178	82	400	400	60246 - Med&Dental Supplies	800	0	0
24,876	15,023	44,030	44,530	60260 - Travel & Training	54,030	0	0
1,562,223	1,643,080	1,720,288	1,720,288	60270 - Local Travel/Mileage	2,174,968	0	0
52,677,195	57,438,966	55,755,524	55,755,524	60280 - Insurance	56,222,581	0	0
33,967	32,566	73,000	73,000	60290 - Software Lic / Maint	78,000	0	0
3,611,756	4,244,445	4,000,000	4,000,000	60310 - Drugs	4,654,972	0	0
18,856	14,285	3,500	3,500	60320 - Refunds	1,000	0	0
23,869,230	24,568,338	33,838,252	34,817,016	60330 - Claims Paid	40,365,071	0	0
6,013	9,024	12,055	12,055	60340 - Dues & Subscriptions	10,855	0	0
1	67	0	0	60660 - Goods Issue	0	0	0
-47,017	-49,655	0	0	60680 - Cash Discounts Taken	0	0	0
0	234	0	0	92002 - Equipment Use	0	0	0
8,521	1,872	0	0	95101 - Settle Matrl & Svcs	0	0	0
0	13	0	0	95110 - Settle Inv Acctnt	0	0	0
0	0	0	0	95112 - Settle Equip Use	0	0	0
81,825,475	87,983,939	95,570,944	96,550,948	TOTAL Materials & Supplies	103,686,265	0	0
1,603,436	1,778,625	1,907,393	1,906,001	60000 - Permanent	1,860,076	0	0
27,887	0	35,000	32,201	60100 - Temporary	35,000	0	0
0	449	0	0	60110 - Overtime	0	0	0
502,444	549,047	611,113	608,406	60130 - Salary Related Expns	633,560	0	0
2,507	0	2,926	2,691	60135 - Non Base Fringe	2,926	0	0

County Management

FUND 3500: Risk Management Fund

FY14 ACTUAL	FY15 ACTUAL	FY16 ADOPTED	FY16 REVISED	EXPENDITURE DETAIL	FY17 PROPOSED	FY17 APPROVED	FY17 ADOPTED
407,667	450,913	465,477	471,433	60140 - Insurance Benefits	483,582	0	0
1,067,713	1,103,138	1,000,000	1,000,000	60141 - Ins Bnft Med Credits	1,000,000	0	0
1,052	0	788	725	60145 - Non Base Insurance	788	0	0
254,446	342,968	0	0	90001 - ATYP Posting (CATS)	0	0	0
9	11	0	0	90002 - ATYP On Call (CATS)	0	0	0
0	10,642	0	0	93002 - Assess Labor	0	0	0
553	-10,994	0	0	95102 - Settle Labor	0	0	0
0	0	0	0	95200 - ATYP Clean Up (Cent)	0	0	0
3,867,714	4,224,800	4,022,697	4,021,457	TOTAL Personnel	4,015,932	0	0
87,959,938	95,965,503	102,182,825	103,161,589	TOTAL FUND 3500: Risk Management Fund	110,385,147	0	0

COUNTY MANAGEMENT

3500: Risk Management Fund

FY14 ADOPTED		FY15 ADOPTED		FY16 ADOPTED		POSITION DETAIL	Salary		FY17 PROPOSED		FY17 APPROVED		FY17 ADOPTED	
FTE	BASE AMT	FTE	BASE AMT	FTE	BASE AMT		MIN	MAX	FTE	BASE AMT	FTE	BASE AMT	FTE	BASE AMT
2.00	84,840	1.00	39,878	0.00	0	6002-Office Assistant/Sr	18.69	23.01	1.00	44,974	0.00	0	0.00	0
0.00	0	0.00	0	0.05	3,169	6033-Administrative Analyst	26.66	32.81	0.05	3,303	0.00	0	0.00	0
0.00	0	0.00	0	1.00	45,920	6101-Human Resources Technician	21.72	26.66	1.00	45,353	0.00	0	0.00	0
1.00	70,616	1.00	71,699	1.00	74,073	6103-Human Resources Analyst 2	29.16	35.87	1.00	74,897	0.00	0	0.00	0
2.00	83,205	1.00	44,358	1.00	44,316	9061-Human Resources Technician	20.31	28.43	0.75	31,798	0.00	0	0.00	0
1.00	65,541	3.00	165,499	1.00	48,436	9080-Human Resources Analyst 1	23.54	32.96	3.00	150,479	0.00	0	0.00	0
0.00	0	0.00	0	0.10	9,239	9338-Finance Manager, Sr	42.33	63.50	0.10	9,659	0.00	0	0.00	0
1.25	124,458	2.25	248,830	2.25	255,216	9621-Human Resources Manager 2	39.20	58.80	2.25	265,894	0.00	0	0.00	0
0.00	0	1.00	35,037	1.00	49,035	9636-Office Assistant SR/NR	17.52	24.53	0.00	0	0.00	0	0.00	0
0.37	57,670	0.37	59,724	0.37	62,450	9668-Human Resources Director	51.28	82.05	0.37	63,385	0.00	0	0.00	0
0.15	17,825	0.15	18,460	0.15	19,566	9669-Human Resources Manager, Senior	43.96	70.34	0.15	20,455	0.00	0	0.00	0
4.00	258,520	3.00	183,344	5.00	332,709	9670-Human Resources Analyst 2	25.88	38.82	5.00	351,864	0.00	0	0.00	0
4.00	361,501	3.00	305,164	3.00	314,019	9715-Human Resources Manager 1	33.92	50.88	2.00	195,748	0.00	0	0.00	0
7.00	577,550	7.00	580,043	7.00	604,428	9748-Human Resources Analyst, Senior	29.63	44.44	6.00	534,817	0.00	0	0.00	0
0.20	28,721	0.20	29,744	0.20	31,525	9810-Chief Financial Officer	56.41	90.25	0.20	31,998	0.00	0	0.00	0
0.00	0	0.00	16,500	0.00	13,292	SALARY/ACTG ADJUSTMENTS	N/A	N/A	0.00	35,452	0.00	0	0.00	0
22.97	1,730,447	22.97	1,798,280	23.12	1,907,393	TOTAL BUDGET			22.87	1,860,076	0.00	0	0.00	0

County Management

FUND 3505: Facilities Management Fund

FY14 ACTUAL	FY15 ACTUAL	FY16 ADOPTED	FY16 REVISED	EXPENDITURE DETAIL	FY17 PROPOSED	FY17 APPROVED	FY17 ADOPTED
0	4,716	0	0	60530 - Buildings	0	0	0
0	-4,716	0	0	95109 - Settle Capital	0	0	0
0	0	0	0	TOTAL Capital Outlay	0	0	0
60,544	254	0	0	60170 - Professional Svcs	0	0	0
60,544	254	0	0	TOTAL Contractual Services	0	0	0
0	19	0	0	60410 - Intl Svc Motor Pool	0	0	0
0	-19	0	0	95107 - Settle Int Svc Expenses	0	0	0
-60,651	0	0	0	95430 - Settle Bldg Mgmt Svc	0	0	0
-60,651	0	0	0	TOTAL Internal Services	0	0	0
0	411	0	0	60220 - Repairs and Maint	0	0	0
2,800	0	0	0	60240 - Supplies	0	0	0
0	2	0	0	60660 - Goods Issue	0	0	0
0	7	0	0	92002 - Equipment Use	0	0	0
-2,800	-666	0	0	95101 - Settle Matrl & Svcs	0	0	0
0	-2	0	0	95110 - Settle Inv Accnt	0	0	0
0	-7	0	0	95112 - Settle Equip Use	0	0	0
0	-254	0	0	TOTAL Materials & Supplies	0	0	0
10,311	2,854	0	0	90001 - ATYP Posting (CATS)	0	0	0
-10,204	-2,854	0	0	95102 - Settle Labor	0	0	0
108	0	0	0	TOTAL Personnel	0	0	0
0	0	0	0	TOTAL FUND 3505: Facilities Management Fund	0	0	0

District Attorney

FUND 1000: General Fund

FY14 ACTUAL	FY15 ACTUAL	FY16 ADOPTED	FY16 REVISED	EXPENDITURE DETAIL	FY17 PROPOSED	FY17 APPROVED	FY17 ADOPTED
4,162	34,137	0	0	60550 - Capital Equipment	0	0	0
4,162	34,137	0	0	TOTAL Capital Outlay	0	0	0
300,233	304,029	274,770	234,770	60170 - Professional Svcs	288,550	0	0
300,233	304,029	274,770	234,770	TOTAL Contractual Services	288,550	0	0
129,674	84,053	114,077	114,077	60370 - Intl Svc Telephone	120,696	0	0
487,714	467,954	546,714	546,714	60380 - Intl Svc Data Proc	613,179	0	0
91,687	99,105	103,723	103,723	60410 - Intl Svc Motor Pool	117,184	0	0
672	1,848	618	618	60420 - Intl Svc Electronics	0	0	0
905,938	956,716	1,009,505	1,009,505	60430 - Intl Svc Bldg Mgmt	1,015,284	0	0
300	483	0	0	60440 - Intl Svc Other	0	0	0
257,629	218,084	228,247	228,247	60460 - Intl Svc Dist/Postge	257,838	0	0
24,504	18,448	0	0	95430 - Settle Bldg Mgmt Svc	0	0	0
1,898,119	1,846,691	2,002,884	2,002,884	TOTAL Internal Services	2,124,181	0	0
71,942	85,099	45,050	45,050	60180 - Printing	77,700	0	0
35,490	56,951	40,250	40,250	60200 - Communications	58,550	0	0
2,520	2,620	2,500	2,500	60210 - Rentals	1,800	0	0
6,035	9,233	4,000	4,000	60220 - Repairs and Maint	14,300	0	0
112	146	100	100	60230 - Postage	0	0	0
393,993	322,038	200,900	145,362	60240 - Supplies	306,600	0	0
7	0	0	0	60246 - Med&Dental Supplies	0	0	0
26,896	32,437	33,650	33,650	60260 - Travel & Training	33,025	0	0
19,117	15,793	9,600	9,600	60270 - Local Travel/Mileage	21,050	0	0
229,613	311,731	227,648	227,648	60290 - Software Lic / Maint	271,500	0	0
0	31	0	0	60320 - Refunds	0	0	0
79,499	80,950	49,026	49,026	60340 - Dues & Subscriptions	92,090	0	0
-409	-1,345	0	0	60680 - Cash Discounts Taken	0	0	0
864,815	915,684	612,724	557,186	TOTAL Materials & Supplies	876,615	0	0
10,776,003	11,557,237	12,703,733	12,642,630	60000 - Permanent	12,864,711	0	0
156,205	122,848	11,000	117,783	60100 - Temporary	0	0	0
6,008	7,116	849	849	60110 - Overtime	0	0	0
6,282	6,641	7,078	7,078	60120 - Premium	0	0	0
3,578,738	3,594,017	3,945,367	3,987,860	60130 - Salary Related Expns	4,282,360	0	0
15,835	11,445	921	921	60135 - Non Base Fringe	0	0	0
2,798,462	2,928,163	3,088,218	3,095,583	60140 - Insurance Benefits	3,689,274	0	0
11,361	3,845	193	193	60145 - Non Base Insurance	0	0	0
-65,842	-153,366	0	0	93002 - Assess Labor	0	0	0
17,283,051	18,077,947	19,757,359	19,852,897	TOTAL Personnel	20,836,345	0	0
20,350,380	21,178,488	22,647,737	22,647,737	TOTAL FUND 1000: General Fund	24,125,691	0	0

DISTRICT ATTORNEY

1000: General Fund

FY14 ADOPTED		FY15 ADOPTED		FY16 ADOPTED		POSITION DETAIL	Salary		FY17 PROPOSED		FY17 APPROVED		FY17 ADOPTED	
FTE	BASE AMT	FTE	BASE AMT	FTE	BASE AMT		MIN	MAX	FTE	BASE AMT	FTE	BASE AMT	FTE	BASE AMT
1.00	53,531	1.00	55,238	1.00	56,271	5053-District Attorney	27.35	27.35	1.00	57,116	0.00	0	0.00	0
0.00	0	1.00	27,080	1.00	34,332	6000-Office Assistant 1	15.00	17.62	1.00	36,791	0.00	0	0.00	0
24.00	859,105	26.28	949,323	24.49	895,896	6001-Office Assistant 2	16.16	19.85	25.43	935,724	0.00	0	0.00	0
3.50	152,246	2.99	133,126	3.50	161,827	6002-Office Assistant/Sr	18.69	23.01	3.11	140,087	0.00	0	0.00	0
2.00	93,116	2.00	95,898	1.00	52,584	6029-Finance Specialist 1	21.72	26.66	1.00	54,768	0.00	0	0.00	0
0.00	0	0.00	0	1.00	53,781	6030-Finance Specialist 2	25.14	30.92	1.00	55,963	0.00	0	0.00	0
1.00	68,134	1.00	69,618	1.00	71,911	6032-Finance Specialist/Sr	28.32	34.82	1.00	72,711	0.00	0	0.00	0
1.00	58,561	1.00	61,216	1.00	65,171	6073-Data Analyst	26.66	32.80	1.00	67,849	0.00	0	0.00	0
1.00	58,857	1.00	61,516	1.00	63,849	6112-Procurement Analyst	25.14	30.92	1.00	64,559	0.00	0	0.00	0
6.00	344,520	6.00	349,801	6.00	340,174	6241-Legal Assistant/Sr	23.71	29.16	6.00	343,832	0.00	0	0.00	0
12.00	516,532	13.00	563,694	13.00	579,835	6243-Legal Assistant 1	18.69	23.01	12.58	574,296	0.00	0	0.00	0
3.00	65,583	3.00	66,896	2.00	58,688	6244-District Attorney Legal Intern	15.00	15.00	0.00	0	0.00	0	0.00	0
6.00	284,144	6.00	288,704	7.00	345,545	6246-Legal Assistant 2	20.45	25.14	7.74	381,737	0.00	0	0.00	0
2.74	136,354	2.81	140,683	3.04	163,205	6247-Victim Advocate	21.72	26.66	4.63	234,183	0.00	0	0.00	0
3.61	218,370	4.67	296,915	2.55	171,825	6249-D A Investigator	30.03	36.95	2.72	183,271	0.00	0	0.00	0
7.33	348,413	0.70	29,588	0.00	0	6250-Support Enforcement Agent	21.07	25.92	2.78	136,616	0.00	0	0.00	0
10.00	729,054	13.11	1,004,435	12.00	954,576	6251-Deputy District Attorney 1	36.22	41.92	10.74	841,582	0.00	0	0.00	0
14.99	1,266,868	15.55	1,398,648	17.14	1,583,120	6252-Deputy District Attorney 2	39.91	48.55	18.71	1,764,408	0.00	0	0.00	0
22.17	2,492,227	22.44	2,629,193	24.40	3,071,478	6253-Deputy District Attorney 3	46.20	68.49	26.31	3,237,920	0.00	0	0.00	0
9.60	1,386,112	9.58	1,432,789	10.90	1,678,983	6254-Deputy District Attorney 4	53.54	79.27	9.62	1,539,580	0.00	0	0.00	0
1.00	79,490	1.00	83,972	1.00	89,384	6405-Development Analyst	35.87	44.13	1.00	92,138	0.00	0	0.00	0
1.00	88,091	1.00	92,227	1.00	98,134	6406-Development Analyst/Sr	42.86	52.69	1.00	102,192	0.00	0	0.00	0
0.00	0	1.00	84,191	1.00	89,598	6414-Systems Administrator	36.95	45.45	0.21	19,684	0.00	0	0.00	0
1.00	66,503	1.00	67,514	1.00	69,755	6416-Information Specialist 2	27.49	33.78	1.00	70,531	0.00	0	0.00	0
1.00	74,938	1.00	76,100	1.00	78,607	6417-Information Specialist 3	30.92	38.07	1.00	79,482	0.00	0	0.00	0
2.00	124,014	2.00	136,613	2.00	143,387	9001-Legislative/Admin Secretary	N/A	N/A	2.00	147,682	0.00	0	0.00	0
3.00	185,179	4.00	241,386	5.00	321,753	9025-Operations Supervisor	23.49	32.89	5.21	306,490	0.00	0	0.00	0
0.50	19,987	0.00	0	0.00	0	9061-Human Resources Technician	20.31	28.43	0.00	0	0.00	0	0.00	0
0.00	0	0.00	0	1.00	92,483	9336-Finance Manager	36.29	54.44	0.00	0	0.00	0	0.00	0
0.00	0	1.00	69,747	0.71	52,173	9361-Program Supervisor	27.20	41.97	0.21	16,148	0.00	0	0.00	0
1.00	72,952	1.00	79,328	1.00	86,341	9445-D A Investigator/Chief	27.20	41.97	1.00	101,500	0.00	0	0.00	0
3.00	486,177	3.00	493,719	3.00	528,516	9450-Deputy District Attorney/Chief	N/A	N/A	3.00	552,540	0.00	0	0.00	0

DISTRICT ATTORNEY

1000: General Fund

FY14 ADOPTED		FY15 ADOPTED		FY16 ADOPTED		POSITION DETAIL	Salary		FY17 PROPOSED		FY17 APPROVED		FY17 ADOPTED	
FTE	BASE AMT	FTE	BASE AMT	FTE	BASE AMT		MIN	MAX	FTE	BASE AMT	FTE	BASE AMT	FTE	BASE AMT
1.00	103,866	0.00	0	0.00	0	9452-IT Manager 1	39.20	58.80	0.00	0	0.00	0	0.00	0
0.00	0	1.00	112,944	1.00	118,545	9453-IT Manager 2	43.96	70.34	1.00	123,933	0.00	0	0.00	0
1.00	164,358	1.00	166,907	1.00	178,674	9465-Deputy Dist Atty/First Asst	N/A	N/A	1.00	186,796	0.00	0	0.00	0
1.00	108,819	1.00	112,696	1.00	118,284	9664-D A Administrative Manager	39.20	58.80	2.00	232,538	0.00	0	0.00	0
1.00	62,802	1.00	65,039	1.00	68,265	9670-Human Resources Analyst 2	25.88	38.82	1.00	71,368	0.00	0	0.00	0
1.00	79,778	1.00	86,751	0.00	0	9710-Management Assistant	31.47	44.06	0.00	0	0.00	0	0.00	0
1.00	64,838	1.00	67,148	0.00	0	9720-Operations Administrator	25.91	36.27	0.00	0	0.00	0	0.00	0
0.00	0	0.00	80,511	0.00	166,783	SALARY/ACTG ADJUSTMENTS	N/A	N/A	0.00	38,696	0.00	0	0.00	0
150.44	10,913,519	155.13	11,771,154	154.73	12,703,733	TOTAL BUDGET			158.00	12,864,711	0.00	0	0.00	0

District Attorney

FUND 1505: Federal/State Program Fund

FY14 ACTUAL	FY15 ACTUAL	FY16 ADOPTED	FY16 REVISED	EXPENDITURE DETAIL	FY17 PROPOSED	FY17 APPROVED	FY17 ADOPTED
8,080	0	0	0	60550 - Capital Equipment	0	0	0
8,080	0	0	0	TOTAL Capital Outlay	0	0	0
576,531	715,249	583,318	583,318	60160 - Pass-Thru & Pgm Supt	712,341	0	0
23,602	24,375	30,000	30,000	60170 - Professional Svcs	1,525,996	0	0
600,133	739,624	613,318	613,318	TOTAL Contractual Services	2,238,337	0	0
51,227	62,920	71,794	71,794	60350 - Central Indirect	91,932	0	0
118,581	143,587	198,426	198,426	60355 - Dept Indirect	440,840	0	0
24,211	15,968	21,151	21,151	60370 - Intl Svc Telephone	18,400	0	0
49,298	54,852	62,931	62,931	60380 - Intl Svc Data Proc	66,290	0	0
10,350	8,424	12,034	12,034	60410 - Intl Svc Motor Pool	9,480	0	0
56,332	50,933	54,703	54,703	60430 - Intl Svc Bldg Mgmt	14,829	0	0
0	27	0	0	60440 - Intl Svc Other	0	0	0
36,818	35,066	36,162	36,162	60460 - Intl Svc Dist/Postge	38,749	0	0
179	336	0	0	95430 - Settle Bldg Mgmt Svc	0	0	0
346,996	372,114	457,201	457,201	TOTAL Internal Services	680,520	0	0
13,239	14,328	15,000	15,000	60180 - Printing	15,000	0	0
1,129	1,564	1,600	1,600	60200 - Communications	59,988	0	0
130	0	500	500	60220 - Repairs and Maint	500	0	0
100	-100	97	97	60230 - Postage	97	0	0
10,068	19,306	15,250	15,250	60240 - Supplies	41,000	0	0
18,000	21,408	21,236	21,236	60260 - Travel & Training	52,760	0	0
825	1,045	1,000	1,000	60270 - Local Travel/Mileage	2,234	0	0
400	400	500	500	60290 - Software Lic / Maint	500	0	0
2,705	0	0	0	60320 - Refunds	0	0	0
2,376	2,382	3,880	3,880	60340 - Dues & Subscriptions	3,880	0	0
-120	-390	0	0	60680 - Cash Discounts Taken	0	0	0
48,853	59,945	59,063	59,063	TOTAL Materials & Supplies	175,959	0	0
2,952,927	3,159,312	3,515,935	3,515,935	60000 - Permanent	3,689,236	0	0
25,873	13,228	4,546	84,479	60100 - Temporary	10,033	0	0
783	3,368	0	0	60110 - Overtime	0	0	0
14,459	17,143	17,791	17,791	60120 - Premium	19,799	0	0
995,627	990,377	1,123,478	1,123,478	60130 - Salary Related Expns	1,250,507	0	0
8,582	1,108	381	7,074	60135 - Non Base Fringe	872	0	0
878,227	896,935	1,002,668	1,002,668	60140 - Insurance Benefits	1,128,413	0	0
855	408	80	28,517	60145 - Non Base Insurance	3,580	0	0
0	0	0	0	90001 - ATYP Posting (CATS)	0	0	0
58,493	158,437	0	0	93002 - Assess Labor	0	0	0
0	4,285	0	0	95102 - Settle Labor	0	0	0
4,935,825	5,244,602	5,664,879	5,779,942	TOTAL Personnel	6,102,440	0	0
5,939,887	6,416,285	6,794,461	6,909,524	TOTAL FUND 1505: Federal/State Program Fund	9,197,256	0	0

DISTRICT ATTORNEY

1505: Federal/State Program Fund

FY14 ADOPTED		FY15 ADOPTED		FY16 ADOPTED		POSITION DETAIL	Salary		FY17 PROPOSED		FY17 APPROVED		FY17 ADOPTED	
FTE	BASE AMT	FTE	BASE AMT	FTE	BASE AMT		MIN	MAX	FTE	BASE AMT	FTE	BASE AMT	FTE	BASE AMT
7.50	278,457	6.22	230,992	9.01	339,623	6001-Office Assistant 2	16.16	19.85	7.07	272,349	0.00	0	0.00	0
2.50	108,836	2.01	89,529	1.50	67,360	6002-Office Assistant/Sr	18.69	23.01	1.89	83,502	0.00	0	0.00	0
1.00	62,765	1.00	63,720	1.00	63,849	6022-Program Coordinator	25.92	31.88	1.00	54,120	0.00	0	0.00	0
0.00	0	0.00	0	0.30	20,926	6087-Research/Evaluation Analyst/Sr	33.78	41.57	0.00	0	0.00	0	0.00	0
3.00	120,964	1.00	46,007	1.00	47,523	6243-Legal Assistant 1	18.69	23.01	1.42	64,950	0.00	0	0.00	0
0.00	0	0.00	0	1.00	29,344	6244-District Attorney Legal Intern	15.00	15.00	0.00	0	0.00	0	0.00	0
2.00	97,540	2.00	100,513	1.50	73,031	6246-Legal Assistant 2	20.45	25.14	1.26	65,959	0.00	0	0.00	0
4.76	251,381	5.19	273,825	6.96	359,463	6247-Victim Advocate	21.72	26.66	8.87	448,812	0.00	0	0.00	0
3.39	210,046	2.33	155,316	3.45	240,337	6249-D A Investigator	30.03	36.95	3.28	234,440	0.00	0	0.00	0
3.67	168,430	12.30	575,410	13.00	633,690	6250-Support Enforcement Agent	21.07	25.92	10.22	501,822	0.00	0	0.00	0
0.00	0	0.89	71,363	0.00	0	6251-Deputy District Attorney 1	36.22	41.92	0.26	21,059	0.00	0	0.00	0
4.51	360,466	2.45	209,333	6.86	619,224	6252-Deputy District Attorney 2	39.91	48.55	2.79	270,174	0.00	0	0.00	0
7.33	866,774	8.06	1,024,620	7.10	984,227	6253-Deputy District Attorney 3	46.20	68.49	9.19	1,216,935	0.00	0	0.00	0
1.40	208,271	1.42	224,794	0.10	16,306	6254-Deputy District Attorney 4	53.54	79.27	1.38	228,054	0.00	0	0.00	0
1.00	80,566	0.00	0	0.00	0	6414-Systems Administrator	36.95	45.45	0.79	73,608	0.00	0	0.00	0
1.00	60,736	0.00	0	0.00	0	9025-Operations Supervisor	23.49	32.89	0.79	54,188	0.00	0	0.00	0
1.00	67,347	0.00	0	0.29	21,032	9361-Program Supervisor	27.20	41.97	0.79	60,385	0.00	0	0.00	0
0.00	0	0.00	895	0.00	0	SALARY/ACTG ADJUSTMENTS	N/A	N/A	0.00	38,879	0.00	0	0.00	0
44.06	2,942,579	44.87	3,066,317	53.07	3,515,935	TOTAL BUDGET			51.00	3,689,236	0.00	0	0.00	0

District Attorney

FUND 1516: Justice Services Special Ops Fund

FY14 ACTUAL	FY15 ACTUAL	FY16 ADOPTED	FY16 REVISED	EXPENDITURE DETAIL	FY17 PROPOSED	FY17 APPROVED	FY17 ADOPTED
18,791	0	0	0	60550 - Capital Equipment	0	0	0
18,791	0	0	0	TOTAL Capital Outlay	0	0	0
0	2,015	0	0	60350 - Central Indirect	0	0	0
0	4,599	0	0	60355 - Dept Indirect	0	0	0
0	6,614	0	0	TOTAL Internal Services	0	0	0
88	0	0	0	60240 - Supplies	0	0	0
88	0	0	0	TOTAL Materials & Supplies	0	0	0
0	58,825	0	0	60000 - Permanent	0	0	0
0	17,598	0	0	60130 - Salary Related Expns	0	0	0
0	14,911	0	0	60140 - Insurance Benefits	0	0	0
0	-5,209	0	0	93002 - Assess Labor	0	0	0
0	86,126	0	0	TOTAL Personnel	0	0	0
18,879	92,740	0	0	TOTAL FUND 1516: Justice Services Special Ops Fund	0	0	0

Health Department

FUND 1000: General Fund

FY14 ACTUAL	FY15 ACTUAL	FY16 ADOPTED	FY16 REVISED	EXPENDITURE DETAIL	FY17 PROPOSED	FY17 APPROVED	FY17 ADOPTED
40,089	66,079	120,000	120,000	60550 - Capital Equipment	490,000	0	0
6,871	55,270	0	0	93009 - Assess Capital	0	0	0
46,960	121,349	120,000	120,000	TOTAL Capital Outlay	490,000	0	0
866,715	1,436,470	354,483	354,483	60150 - Cnty Match & Sharing	719,237	0	0
34,676	22,263	115,735	115,735	60155 - Direct Client Asst.	94,643	0	0
767,518	1,042,739	17,550,815	17,550,815	60160 - Pass-Thru & Pgm Supt	12,983,150	0	0
3,330,735	2,696,856	3,922,814	3,861,108	60170 - Professional Svcs	3,620,132	0	0
350,775	28,721	0	0	91002 - Assess Passthru/Supp	0	0	0
5,350,418	5,227,049	21,943,847	21,882,141	TOTAL Contractual Services	17,417,162	0	0
563,283	715,940	1,103,290	1,103,290	60350 - Central Indirect	1,093,911	0	0
1,825,455	2,288,561	2,674,756	2,674,756	60355 - Dept Indirect	3,919,838	0	0
550,561	302,635	547,645	547,645	60370 - Intl Svc Telephone	547,071	0	0
3,117,832	3,394,403	5,648,301	5,648,301	60380 - Intl Svc Data Proc	7,316,341	0	0
174,656	181,813	257,338	257,338	60410 - Intl Svc Motor Pool	322,699	0	0
336	4,278	12,359	12,359	60420 - Intl Svc Electronics	0	0	0
1,266,649	1,350,763	2,910,700	2,910,700	60430 - Intl Svc Bldg Mgmt	3,958,579	0	0
44,845	61,567	63,102	63,102	60440 - Intl Svc Other	67,072	0	0
239,820	231,641	443,261	443,261	60460 - Intl Svc Dist/Postge	549,662	0	0
2,906,942	3,480,563	0	0	93007 - Assess Int Svc Expenses	0	0	0
193,561	638,724	0	0	95430 - Settle Bldg Mgmt Svc	0	0	0
10,883,939	12,650,888	13,660,752	13,660,752	TOTAL Internal Services	17,775,173	0	0
162,436	167,148	259,829	244,901	60180 - Printing	335,790	0	0
6,073	40,117	38,743	38,743	60200 - Communications	32,090	0	0
60,043	51,998	66,100	66,100	60210 - Rentals	78,753	0	0
9,497	2,610	223,049	223,049	60220 - Repairs and Maint	1,166,205	0	0
1,379	528	6,068	6,068	60230 - Postage	4,116	0	0
526,796	688,114	1,022,055	1,018,078	60240 - Supplies	1,348,362	0	0
316,198	512,346	634,329	626,053	60246 - Med&Dental Supplies	697,973	0	0
0	0	13,420	13,420	60250 - Food	5,400	0	0
149,967	215,136	453,534	450,037	60260 - Travel & Training	531,730	0	0
50,473	57,245	141,086	141,086	60270 - Local Travel/Mileage	210,056	0	0
133,517	134,284	0	0	60280 - Insurance	0	0	0
1,516,693	1,516,909	2,085,044	2,146,750	60290 - Software Lic / Maint	2,343,503	0	0
1,057,418	1,116,237	1,132,177	1,132,177	60310 - Drugs	1,117,711	0	0
0	40	0	0	60330 - Claims Paid	0	0	0
120,560	112,231	189,787	190,187	60340 - Dues & Subscriptions	207,975	0	0
0	42	0	0	60615 - Physical Inventory Adjustment	0	0	0
4,197	1	0	0	60620 - Inventory Cost Difference	0	0	0
0	0	0	0	60660 - Goods Issue	0	0	0
-3,286	-19,781	0	0	60680 - Cash Discounts Taken	0	0	0
2,346,378	3,074,451	0	0	93001 - Assess Matrl & Svcs	0	0	0
0	-373	0	0	93010 - Assess Inv Acct	0	0	0
10	0	0	0	93012 - Assess Equip Use	0	0	0

Health Department

FUND 1000: General Fund

FY14 ACTUAL	FY15 ACTUAL	FY16 ADOPTED	FY16 REVISED	EXPENDITURE DETAIL	FY17 PROPOSED	FY17 APPROVED	FY17 ADOPTED
754,500	856,080	0	0	93016 - Assess Med Supplies	0	0	0
58	65	0	0	95101 - Settle Matrl & Svcs	0	0	0
17	2	0	0	95110 - Settle Inv AcCnt	0	0	0
7,212,922	8,525,429	6,265,221	6,296,649	TOTAL Materials & Supplies	8,079,664	0	0
16,740,980	17,297,675	55,949,574	56,048,769	60000 - Permanent	57,091,307	0	0
493,876	377,307	1,785,224	1,894,478	60100 - Temporary	1,227,154	0	0
687,037	908,475	319,421	319,421	60110 - Overtime	325,615	0	0
462,020	477,072	621,516	615,998	60120 - Premium	915,086	0	0
5,885,535	5,726,680	17,694,929	17,716,481	60130 - Salary Related Expns	19,256,610	0	0
87,313	59,318	346,826	363,729	60135 - Non Base Fringe	293,833	0	0
5,048,170	5,140,531	15,957,367	15,983,416	60140 - Insurance Benefits	16,918,376	0	0
60,976	50,591	70,910	72,600	60145 - Non Base Insurance	87,948	0	0
300,351	770,010	0	0	90001 - ATYP Posting (CATS)	0	0	0
833,873	943,779	0	0	90002 - ATYP On Call (CATS)	0	0	0
33,458,948	37,204,300	0	0	93002 - Assess Labor	0	0	0
3,138	4,653	0	0	95102 - Settle Labor	0	0	0
100,097	361,958	0	0	95200 - ATYP Clean Up (Cent)	0	0	0
64,162,312	69,322,349	92,745,767	93,014,892	TOTAL Personnel	96,115,929	0	0
87,656,552	95,847,064	134,735,587	134,974,434	TOTAL FUND 1000: General Fund	139,877,928	0	0

HEALTH DEPARTMENT

1000: General Fund

FY14 ADOPTED		FY15 ADOPTED		FY16 ADOPTED		POSITION DETAIL	Salary		FY17 PROPOSED		FY17 APPROVED		FY17 ADOPTED	
FTE	BASE AMT	FTE	BASE AMT	FTE	BASE AMT		MIN	MAX	FTE	BASE AMT	FTE	BASE AMT	FTE	BASE AMT
64.30	2,329,865	87.45	3,231,204	88.80	3,349,452	6001-Office Assistant 2	16.16	19.85	80.65	3,069,006	0.00	0	0.00	0
26.55	1,152,489	27.19	1,207,393	28.32	1,278,003	6002-Office Assistant/Sr	18.69	23.01	35.92	1,613,669	0.00	0	0.00	0
1.00	49,506	1.00	53,164	0.00	0	6003-Clerical Unit Coordinator	21.72	26.66	2.00	111,350	0.00	0	0.00	0
13.00	556,664	11.00	478,793	12.00	531,924	6005-Administrative Specialist	19.26	23.71	12.53	555,461	0.00	0	0.00	0
1.00	46,709	1.00	47,416	1.00	48,963	6011-Contract Technician	19.26	23.71	2.00	89,723	0.00	0	0.00	0
24.05	990,155	65.10	2,746,261	43.58	1,881,372	6012-Clinic Medical Assistant	18.14	22.34	44.14	1,915,545	0.00	0	0.00	0
1.00	49,506	0.00	0	0.00	0	6013-Community Information Spec	20.45	25.14	0.00	0	0.00	0	0.00	0
2.00	116,636	2.00	126,646	3.00	188,442	6015-Contract Specialist	25.92	31.88	4.00	221,950	0.00	0	0.00	0
1.00	68,570	1.00	76,664	1.00	80,936	6016-Facilities Specialist 3	31.88	39.19	0.00	0	0.00	0	0.00	0
1.00	64,603	1.00	65,575	1.00	69,755	6017-Facilities Specialist 2	29.16	35.87	1.00	72,715	0.00	0	0.00	0
3.00	130,876	2.85	114,978	2.10	87,865	6020-Program Technician	19.26	23.71	3.00	136,492	0.00	0	0.00	0
17.94	1,036,785	13.62	810,970	10.90	660,607	6021-Program Specialist	25.92	31.88	13.95	825,297	0.00	0	0.00	0
6.05	357,385	4.45	265,491	0.90	58,020	6022-Program Coordinator	25.92	31.88	7.79	446,536	0.00	0	0.00	0
3.50	172,472	3.57	177,639	3.90	193,029	6024-Disease Intervention Specialist	21.72	26.66	3.73	185,000	0.00	0	0.00	0
2.00	121,897	2.00	120,485	4.00	246,127	6026-Budget Analyst	28.32	34.82	4.00	257,717	0.00	0	0.00	0
9.00	390,165	9.00	396,684	9.00	413,950	6027-Finance Technician	18.69	23.01	11.00	487,122	0.00	0	0.00	0
5.00	237,928	5.00	243,752	6.00	298,262	6029-Finance Specialist 1	21.72	26.66	7.00	344,388	0.00	0	0.00	0
7.50	406,023	6.50	347,885	7.60	420,249	6030-Finance Specialist 2	25.14	30.92	10.00	565,223	0.00	0	0.00	0
1.00	68,570	1.00	69,964	2.00	140,279	6031-Contract Specialist/Sr	30.92	38.07	2.00	132,795	0.00	0	0.00	0
5.00	321,573	4.00	244,798	9.00	551,666	6032-Finance Specialist/Sr	28.32	34.82	9.00	590,280	0.00	0	0.00	0
0.00	0	0.00	0	4.05	224,635	6033-Administrative Analyst	26.66	32.81	7.16	414,920	0.00	0	0.00	0
2.00	65,480	2.40	88,400	1.80	65,894	6046-Community Health Specialist 1	16.63	20.45	0.35	14,254	0.00	0	0.00	0
8.02	366,930	5.82	261,780	11.65	509,461	6047-Community Health Specialist 2	19.26	23.71	25.26	1,121,988	0.00	0	0.00	0
4.00	285,116	4.10	322,414	3.00	250,559	6063-Project Manager	33.78	41.57	6.50	529,311	0.00	0	0.00	0
6.30	370,657	3.80	249,186	3.70	247,773	6073-Data Analyst	26.66	32.80	4.42	295,910	0.00	0	0.00	0
1.00	40,278	1.00	43,318	2.68	122,805	6074-Data Technician	21.07	25.92	0.90	41,574	0.00	0	0.00	0
0.00	0	0.00	0	0.50	26,760	6085-Research/Evaluation Analyst 1	21.07	25.92	0.22	11,909	0.00	0	0.00	0
5.50	339,564	2.90	168,037	2.02	123,912	6086-Research/Evaluation Analyst 2	26.66	32.81	2.36	151,510	0.00	0	0.00	0
1.50	122,805	3.80	281,336	4.80	363,615	6087-Research/Evaluation Analyst/Sr	33.78	41.57	5.05	373,286	0.00	0	0.00	0
7.45	521,094	6.02	405,598	19.11	1,316,771	6088-Program Specialist/Sr	30.92	38.07	16.71	1,212,481	0.00	0	0.00	0
6.00	302,887	6.00	303,029	6.00	304,323	6093-Public Health Vector Specialist	21.07	25.92	6.00	310,495	0.00	0	0.00	0
1.00	60,886	0.00	0	1.00	58,474	6111-Procurement Analyst/Sr	28.32	34.82	1.00	63,166	0.00	0	0.00	0

HEALTH DEPARTMENT

1000: General Fund

FY14 ADOPTED		FY15 ADOPTED		FY16 ADOPTED		POSITION DETAIL	Salary		FY17 PROPOSED		FY17 APPROVED		FY17 ADOPTED	
FTE	BASE AMT	FTE	BASE AMT	FTE	BASE AMT		MIN	MAX	FTE	BASE AMT	FTE	BASE AMT	FTE	BASE AMT
1.00	48,894	1.00	58,734	1.00	53,524	6112-Procurement Analyst	25.14	30.92	1.00	55,675	0.00	0	0.00	0
0.00	0	0.00	0	0.50	22,317	6119-Pharmacy Technician	18.14	22.34	0.00	0	0.00	0	0.00	0
1.90	126,298	3.00	202,366	4.60	319,924	6200-Program Communications Coordinator	31.88	39.19	4.10	295,973	0.00	0	0.00	0
0.00	0	0.00	0	0.00	0	6270-Peer Support Specialist	18.14	22.34	2.00	75,744	0.00	0	0.00	0
6.00	337,431	6.00	353,109	6.00	366,430	6282-Deputy Medical Examiner	24.43	30.03	6.00	372,226	0.00	0	0.00	0
2.00	103,773	2.00	101,109	2.00	108,058	6286-Pathologist Assistant	23.01	28.32	2.00	110,750	0.00	0	0.00	0
4.90	187,539	4.85	182,331	4.68	171,686	6293-Health Assistant 1	16.16	19.85	3.67	137,669	0.00	0	0.00	0
1.15	47,712	1.00	42,126	1.00	43,514	6294-Health Assistant 2	17.11	21.07	1.00	43,998	0.00	0	0.00	0
5.90	381,041	7.90	497,707	10.56	697,125	6295-Clinical Services Specialist	28.32	34.82	8.00	527,172	0.00	0	0.00	0
0.00	0	0.00	0	0.00	0	6297-Case Manager 2	23.01	28.32	2.00	96,102	0.00	0	0.00	0
3.00	141,484	5.00	227,384	5.48	241,097	6300-Eligibility Specialist	19.85	24.43	4.54	192,482	0.00	0	0.00	0
20.34	1,071,293	22.88	1,172,354	23.20	1,193,842	6303-Licensed Comm Practical Nurse	22.03	28.71	31.01	1,648,540	0.00	0	0.00	0
13.20	516,195	14.10	553,614	14.60	593,774	6304-Medication Aide/Cna	18.14	22.34	12.90	540,973	0.00	0	0.00	0
30.75	3,249,944	31.58	3,374,736	33.26	3,688,372	6314-Nurse Practitioner	43.16	55.73	35.77	3,901,349	0.00	0	0.00	0
83.14	6,262,531	78.83	5,961,419	97.21	7,463,359	6315-Community Health Nurse	30.71	40.30	75.31	5,902,151	0.00	0	0.00	0
3.40	359,846	3.40	373,236	3.90	424,077	6316-Physician Assistant	43.16	55.73	0.80	92,419	0.00	0	0.00	0
0.00	0	0.00	0	11.97	2,195,104	6317-Physician	76.69	97.15	8.52	1,625,019	0.00	0	0.00	0
0.00	0	0.00	0	2.75	197,763	6318-Clinical Psychologist	34.82	42.86	2.30	192,418	0.00	0	0.00	0
4.80	221,695	6.00	266,741	7.35	349,183	6321-Health Information Technician	20.45	25.14	5.86	275,288	0.00	0	0.00	0
0.00	0	0.00	0	0.90	51,095	6322-Health Information Technician/Sr	22.34	27.49	0.20	11,481	0.00	0	0.00	0
7.00	363,981	3.00	159,922	7.00	396,454	6333-Medical Laboratory Technician	23.01	28.31	1.00	59,121	0.00	0	0.00	0
6.50	362,799	6.50	359,008	6.50	363,113	6335-Medical Technologist	23.71	29.16	2.50	146,241	0.00	0	0.00	0
1.04	61,935	0.00	0	0.00	0	6340-Dietitian (Nutritionist)	25.14	30.92	2.00	122,954	0.00	0	0.00	0
0.00	0	0.00	0	0.00	0	6341-Program Aide	15.00	18.14	1.00	31,320	0.00	0	0.00	0
4.50	192,640	0.25	10,454	0.00	0	6342-Nutrition Assistant	18.69	23.01	2.00	90,547	0.00	0	0.00	0
37.66	1,580,072	20.05	860,869	14.63	641,849	6346-Dental Assistant/Efda	18.69	23.01	13.00	579,122	0.00	0	0.00	0
10.35	754,347	10.23	751,714	9.20	704,956	6348-Dental Hygienist	30.92	38.07	8.79	689,579	0.00	0	0.00	0
0.00	0	1.00	45,999	0.90	44,514	6349 - Dental Equipment Specialist	23.01	28.31	0.00	0	0.00	0	0.00	0
6.50	338,053	7.90	415,322	8.28	453,815	6352-Health Educator	24.43	30.03	3.11	173,924	0.00	0	0.00	0
0.00	0	0.00	0	0.00	0	6354-Environmental Health Trainee	23.71	29.16	1.00	50,618	0.00	0	0.00	0
1.00	52,492	1.00	55,648	1.00	59,202	6355-Public Health Ecologist	26.66	32.81	1.00	61,645	0.00	0	0.00	0
18.63	1,129,858	16.51	1,015,346	17.42	1,115,714	6356-Environmental Health Specialist	26.66	32.80	19.46	1,286,412	0.00	0	0.00	0

HEALTH DEPARTMENT

1000: General Fund

FY14 ADOPTED		FY15 ADOPTED		FY16 ADOPTED		POSITION DETAIL	Salary		FY17 PROPOSED		FY17 APPROVED		FY17 ADOPTED	
FTE	BASE AMT	FTE	BASE AMT	FTE	BASE AMT		MIN	MAX	FTE	BASE AMT	FTE	BASE AMT	FTE	BASE AMT
0.85	53,351	0.85	54,162	0.85	55,960	6359-Nuisance Enforcement Officer	25.92	31.88	0.60	39,942	0.00	0	0.00	0
0.00	0	0.00	0	0.63	37,898	6360-Epidemiologist	29.13	35.84	1.00	62,343	0.00	0	0.00	0
0.00	0	0.00	0	1.00	69,671	6361-Epidemiologist Senior	33.74	41.53	1.00	74,833	0.00	0	0.00	0
7.40	453,931	12.30	736,388	46.73	3,143,803	6365-Mental Health Consultant	28.32	34.82	49.69	3,392,517	0.00	0	0.00	0
5.95	423,172	7.00	485,711	10.20	736,214	6456-Data Analyst/Sr	31.88	39.19	6.20	450,798	0.00	0	0.00	0
1.80	95,806	3.00	162,781	8.85	499,397	6500-Operations Process Specialist	26.66	32.81	9.45	560,861	0.00	0	0.00	0
1.00	64,603	3.00	224,351	6.00	442,028	6501-Business Process Consultant	32.81	40.38	7.80	593,135	0.00	0	0.00	0
2.00	129,206	1.00	68,391	4.00	276,047	6510-Health Policy Analyst, Sr	32.81	40.38	4.00	281,332	0.00	0	0.00	0
0.80	44,600	1.00	56,609	0.00	0	7207-Graphic Designer	23.01	28.32	0.00	0	0.00	0	0.00	0
0.00	0	0.00	0	1.00	61,415	7232-Creative Media Coordinator	25.92	31.88	1.00	62,702	0.00	0	0.00	0
1.00	54,655	1.00	56,602	1.00	59,992	9005-Administrative Analyst, Senior	25.91	36.27	1.00	62,718	0.00	0	0.00	0
1.70	101,538	1.85	112,201	1.70	110,341	9006-Administrative Analyst	23.49	32.89	1.13	67,255	0.00	0	0.00	0
8.00	483,544	5.90	355,218	9.30	558,837	9025-Operations Supervisor	23.49	32.89	7.52	443,900	0.00	0	0.00	0
1.00	78,793	0.00	0	1.00	88,984	9041-Research Scientist	31.70	47.55	1.00	93,029	0.00	0	0.00	0
0.50	35,765	0.00	0	0.00	0	9043-Research/Evaluation Analyst, Senior Nr	29.98	41.97	0.00	0	0.00	0	0.00	0
0.90	46,344	0.00	0	0.00	0	9061-Human Resources Technician	20.31	28.43	1.00	46,716	0.00	0	0.00	0
2.00	157,714	2.00	159,256	2.00	155,931	9062-Environmental Health Supervisor	33.05	46.27	1.00	73,212	0.00	0	0.00	0
0.00	0	0.00	0	0.00	0	9063-Project Manager	31.47	44.06	1.00	65,717	0.00	0	0.00	0
0.00	0	0.00	0	1.00	60,949	9064-Chief Deputy Medical Examiner	29.63	44.44	1.00	83,719	0.00	0	0.00	0
2.00	131,082	1.00	65,899	5.00	263,589	9080-Human Resources Analyst 1	23.54	32.96	4.00	243,623	0.00	0	0.00	0
2.00	145,889	3.00	214,010	4.00	271,729	9335-Finance Supervisor	29.63	44.44	4.00	293,462	0.00	0	0.00	0
3.00	302,719	3.00	298,157	4.00	397,682	9336-Finance Manager	36.29	54.44	3.00	297,882	0.00	0	0.00	0
1.00	113,028	1.00	122,907	0.00	0	9338-Finance Manager, Sr	42.33	63.50	1.00	113,677	0.00	0	0.00	0
18.03	1,405,897	7.35	544,954	13.75	962,744	9361-Program Supervisor	27.20	41.97	13.88	1,041,977	0.00	0	0.00	0
7.00	658,189	6.90	669,382	7.10	707,165	9364-Manager 2	33.92	50.88	7.86	782,973	0.00	0	0.00	0
5.39	549,049	3.27	318,965	4.30	430,068	9365-Manager, Sr	36.29	54.44	4.90	537,557	0.00	0	0.00	0
1.00	103,897	2.00	215,810	2.80	276,268	9366-Quality Manager	36.29	54.44	1.10	115,631	0.00	0	0.00	0
17.90	2,497,125	18.48	2,601,333	18.90	2,872,432	9390-Dentist	47.48	75.97	19.38	3,006,399	0.00	0	0.00	0
0.00	0	5.12	888,703	0.00	0	9490-Physician	62.05	99.28	0.00	0	0.00	0	0.00	0
18.40	3,031,126	0.00	0	3.40	651,878	9490-Site Medical Director	62.05	99.28	3.49	695,222	0.00	0	0.00	0
0.00	0	0.00	0	0.81	180,799	9491-Psychiatrist	68.25	109.20	1.70	302,119	0.00	0	0.00	0
1.00	163,674	1.00	112,767	1.00	185,663	9499-Dental Director	56.41	90.25	1.00	188,443	0.00	0	0.00	0

HEALTH DEPARTMENT

1000: General Fund

FY14 ADOPTED		FY15 ADOPTED		FY16 ADOPTED		POSITION DETAIL	Salary		FY17 PROPOSED		FY17 APPROVED		FY17 ADOPTED	
FTE	BASE AMT	FTE	BASE AMT	FTE	BASE AMT		MIN	MAX	FTE	BASE AMT	FTE	BASE AMT	FTE	BASE AMT
0.00	0	0.00	0	0.00	0	9501-Deputy Dental Director	50.47	80.76	0.25	26,347	0.00	0	0.00	0
0.00	0	5.35	441,866	9.12	802,495	9517-Nursing Supervisor	31.70	47.55	8.62	778,886	0.00	0	0.00	0
4.00	309,280	3.00	207,310	3.80	303,433	9518-Nursing Development Consultant	31.70	47.55	3.70	270,316	0.00	0	0.00	0
1.00	108,252	1.00	108,843	1.00	104,888	9519-Nursing Director	36.29	54.44	1.00	109,656	0.00	0	0.00	0
1.90	317,610	2.00	402,327	1.00	217,135	9520-Medical Director	68.25	109.20	1.00	224,801	0.00	0	0.00	0
0.00	0	0.00	0	1.00	221,417	9521-Health Department Director	68.25	109.20	1.00	228,015	0.00	0	0.00	0
0.70	138,176	0.70	138,930	0.70	142,961	9530-EMS Medical Director	62.05	99.28	0.70	145,100	0.00	0	0.00	0
0.00	0	0.50	74,886	0.80	152,392	9540-Deputy Health Officer	62.05	99.28	0.80	159,319	0.00	0	0.00	0
0.00	0	0.00	0	2.30	293,577	9541-Deputy Medical Director	62.05	99.28	2.60	538,945	0.00	0	0.00	0
0.90	176,673	0.80	167,443	0.70	148,350	9550-Health Officer	68.25	109.20	0.70	155,210	0.00	0	0.00	0
1.00	100,376	0.00	0	0.00	0	9551-Health Centers Division Ops Director	42.33	63.50	1.00	128,167	0.00	0	0.00	0
1.00	116,911	1.00	117,549	1.00	120,960	9601-Division Director 1	39.20	58.80	2.33	245,131	0.00	0	0.00	0
1.00	126,265	1.00	126,771	1.00	130,637	9602-Division Director 2	42.33	63.50	1.00	132,593	0.00	0	0.00	0
1.00	177,820	1.00	180,429	0.00	0	9613-Department Director 2	56.41	90.25	0.00	0	0.00	0	0.00	0
12.86	1,085,834	10.56	891,932	15.75	1,388,259	9615-Program Manager 1	31.47	48.58	19.58	1,755,168	0.00	0	0.00	0
1.00	107,580	1.00	116,982	2.00	286,084	9619-Deputy Director	43.96	70.34	2.00	293,742	0.00	0	0.00	0
1.00	116,911	1.00	117,549	1.00	80,639	9621-Human Resources Manager 2	39.20	58.80	1.00	106,749	0.00	0	0.00	0
3.43	228,093	4.90	300,271	4.90	345,409	9670-Human Resources Analyst 2	25.88	38.82	5.00	369,865	0.00	0	0.00	0
3.00	218,897	3.00	224,653	3.00	241,649	9698-Health Services Development	33.05	46.27	3.00	252,634	0.00	0	0.00	0
1.00	158,220	1.00	163,856	1.00	168,785	9699-ICS Director	51.28	82.05	1.00	173,678	0.00	0	0.00	0
0.00	0	0.00	0	1.00	64,748	9710-Management Assistant	31.47	44.06	1.00	83,639	0.00	0	0.00	0
1.00	115,588	1.00	108,843	1.00	115,588	9711-Executive Advisor	36.29	54.44	1.00	115,588	0.00	0	0.00	0
2.00	188,198	2.00	194,902	2.00	204,482	9715-Human Resources Manager 1	33.92	50.88	2.00	205,502	0.00	0	0.00	0
4.00	269,647	4.00	277,772	4.00	291,286	9720-Operations Administrator	25.91	36.27	4.00	258,255	0.00	0	0.00	0
0.00	0	0.00	0	0.55	79,588	9744-Mental Health Director	43.96	70.34	0.33	48,468	0.00	0	0.00	0
2.00	161,684	2.75	222,722	3.75	296,003	9748-Human Resources Analyst, Senior	29.63	44.44	4.75	417,340	0.00	0	0.00	0
0.45	53,393	0.60	73,724	0.55	71,629	9797-Principal Investigator Manager	42.33	63.50	1.50	157,350	0.00	0	0.00	0
0.00	0	0.79	76,553	1.30	126,838	9798-Principal Investigator	39.20	58.80	0.87	87,164	0.00	0	0.00	0
0.00	-287,612	0.00	0	0.00	0	9998-Salary/Actg Adjustments	N/A	N/A	0.00	0	0.00	0	0.00	0
0.00	0	0.00	97,758	0.00	-80,886	SALARY/ACTG ADJUSTMENTS	N/A	N/A	0.00	0	0.00	0	0.00	0
668.18	44,348,420	678.52	43,348,536	814.84	55,949,574	TOTAL BUDGET			823.91	57,091,307	0.00	0	0.00	0

Health Department

FUND 1505: Federal/State Program Fund

FY14 ACTUAL	FY15 ACTUAL	FY16 ADOPTED	FY16 REVISED	EXPENDITURE DETAIL	FY17 PROPOSED	FY17 APPROVED	FY17 ADOPTED
132,575	263,920	0	0	60550 - Capital Equipment	154,458	0	0
-6,871	-55,270	0	0	93009 - Assess Capital	0	0	0
125,704	208,650	0	0	TOTAL Capital Outlay	154,458	0	0
0	0	718,386	718,386	60150 - Cnty Match & Sharing	146,845	0	0
61,647	48,320	833,926	833,926	60155 - Direct Client Asst.	489,880	0	0
5,175,290	5,634,364	35,820,537	36,396,690	60160 - Pass-Thru & Pgm Supt	33,576,292	0	0
2,780,107	2,760,787	2,339,364	2,326,733	60170 - Professional Svcs	1,508,881	0	0
-350,775	-28,721	0	0	91002 - Assess Passthru/Supp	0	0	0
7,666,269	8,414,750	39,712,213	40,275,735	TOTAL Contractual Services	35,721,898	0	0
1,337,927	1,546,663	1,871,510	1,906,989	60350 - Central Indirect	1,418,721	0	0
4,333,410	4,943,987	4,508,536	4,594,549	60355 - Dept Indirect	5,083,738	0	0
366,774	452,450	596,799	596,799	60370 - Intl Svc Telephone	580,705	0	0
4,468,729	4,823,253	5,225,259	5,225,259	60380 - Intl Svc Data Proc	4,038,419	0	0
50,599	73,795	93,290	93,290	60410 - Intl Svc Motor Pool	119,468	0	0
0	16,541	2,802	2,802	60420 - Intl Svc Electronics	0	0	0
4,027,821	4,728,434	3,605,603	3,605,603	60430 - Intl Svc Bldg Mgmt	3,403,639	0	0
131,793	106,032	0	0	60440 - Intl Svc Other	0	0	0
409,964	480,416	335,476	335,476	60460 - Intl Svc Dist/Postge	349,744	0	0
-2,906,942	-3,480,563	0	0	93007 - Assess Int Svc Expenses	0	0	0
65	0	0	0	95107 - Settle Int Svc Expenses	0	0	0
1,646,903	1,071,140	0	0	95430 - Settle Bldg Mgmt Svc	0	0	0
13,867,043	14,762,148	16,239,275	16,360,767	TOTAL Internal Services	14,994,434	0	0
279,506	293,572	212,069	213,069	60180 - Printing	178,783	0	0
54,756	25,363	17,747	32,747	60200 - Communications	45,027	0	0
8,208	1,740	6,000	6,000	60210 - Rentals	41,500	0	0
98,253	123,907	696,617	696,617	60220 - Repairs and Maint	1,561,685	0	0
4,971	4,998	8,468	8,468	60230 - Postage	16,570	0	0
1,129,082	935,514	735,554	875,029	60240 - Supplies	779,399	0	0
1,471,324	1,690,589	1,322,208	1,322,208	60246 - Med&Dental Supplies	1,336,648	0	0
136	11,597	670	670	60250 - Food	0	0	0
302,393	503,315	379,543	417,409	60260 - Travel & Training	329,865	0	0
153,180	142,123	142,176	142,176	60270 - Local Travel/Mileage	90,804	0	0
323,453	319,069	94,097	94,097	60290 - Software Lic / Maint	105,594	0	0
6,001,588	7,878,778	6,708,678	6,708,678	60310 - Drugs	9,011,298	0	0
2,580	0	0	0	60320 - Refunds	0	0	0
0	20	0	0	60330 - Claims Paid	0	0	0
76,102	31,715	52,900	52,900	60340 - Dues & Subscriptions	101,471	0	0
0	0	0	0	60620 - Inventory Cost Difference	0	0	0
0	547	0	0	60660 - Goods Issue	0	0	0
0	-696	0	0	60680 - Cash Discounts Taken	0	0	0
-2,346,378	-3,074,451	0	0	93001 - Assess Matrl & Svcs	0	0	0
0	373	0	0	93010 - Assess Inv Acct	0	0	0
-10	0	0	0	93012 - Assess Equip Use	0	0	0

Health Department

FUND 1505: Federal/State Program Fund

FY14 ACTUAL	FY15 ACTUAL	FY16 ADOPTED	FY16 REVISED	EXPENDITURE DETAIL	FY17 PROPOSED	FY17 APPROVED	FY17 ADOPTED
-754,500	-856,080	0	0	93016 - Assess Med Supplies	0	0	0
1,346	-65	0	0	95101 - Settle Matrl & Svcs	0	0	0
442	0	0	0	95112 - Settle Equip Use	0	0	0
6,806,429	8,031,929	10,376,727	10,570,068	TOTAL Materials & Supplies	13,598,644	0	0
44,736,105	48,821,350	31,170,208	31,402,497	60000 - Permanent	38,555,510	0	0
3,749,328	4,196,729	1,601,328	1,733,092	60100 - Temporary	1,870,819	0	0
207,991	351,991	104,463	104,463	60110 - Overtime	109,124	0	0
710,404	781,122	505,830	505,830	60120 - Premium	343,929	0	0
14,993,539	15,241,635	9,904,485	9,972,450	60130 - Salary Related Expns	12,778,581	0	0
685,771	764,935	355,232	382,988	60135 - Non Base Fringe	334,431	0	0
13,661,795	14,390,965	9,459,882	9,535,606	60140 - Insurance Benefits	11,761,588	0	0
173,177	172,266	60,646	77,469	60145 - Non Base Insurance	53,806	0	0
-370,436	-827,111	0	0	90001 - ATYP Posting (CATS)	0	0	0
-833,153	-941,645	0	0	90002 - ATYP On Call (CATS)	0	0	0
-33,458,948	-37,204,300	0	0	93002 - Assess Labor	0	0	0
1,503	-4,617	0	0	95102 - Settle Labor	0	0	0
-100,097	-360,447	0	0	95200 - ATYP Clean Up (Cent)	0	0	0
44,156,981	45,382,875	53,162,074	53,714,395	TOTAL Personnel	65,807,788	0	0
72,622,426	76,800,351	119,490,289	120,920,965	TOTAL FUND 1505: Federal/State Program Fund	130,277,222	0	0

HEALTH DEPARTMENT

1505: Federal/State Program Fund

FY14 ADOPTED		FY15 ADOPTED		FY16 ADOPTED		POSITION DETAIL	Salary		FY17 PROPOSED		FY17 APPROVED		FY17 ADOPTED	
FTE	BASE AMT	FTE	BASE AMT	FTE	BASE AMT		MIN	MAX	FTE	BASE AMT	FTE	BASE AMT	FTE	BASE AMT
56.13	2,062,073	32.89	1,208,685	56.92	2,108,786	6001-Office Assistant 2	16.16	19.85	73.81	2,758,485	0.00	0	0.00	0
15.45	671,989	13.53	594,922	23.70	1,058,188	6002-Office Assistant/Sr	18.69	23.01	19.25	876,526	0.00	0	0.00	0
0.00	0	0.00	0	1.00	55,062	6003-Clerical Unit Coordinator	21.72	26.66	0.00	0	0.00	0	0.00	0
1.00	46,709	3.00	138,465	3.45	156,526	6005-Administrative Specialist	19.26	23.71	2.80	122,946	0.00	0	0.00	0
46.90	1,926,661	7.25	292,799	40.28	1,705,197	6012-Clinic Medical Assistant	18.14	22.34	48.66	2,074,880	0.00	0	0.00	0
0.00	0	0.00	0	1.00	42,237	6013-Community Information Spec	20.45	25.14	1.00	52,490	0.00	0	0.00	0
0.00	0	0.00	0	0.00	0	6015-Contract Specialist	25.92	31.88	0.40	22,904	0.00	0	0.00	0
2.94	137,287	3.75	177,811	2.90	141,992	6020-Program Technician	19.26	23.71	2.00	99,014	0.00	0	0.00	0
7.11	403,717	6.36	360,981	13.57	811,929	6021-Program Specialist	25.92	31.88	9.61	619,442	0.00	0	0.00	0
0.60	37,659	1.95	106,401	3.50	207,688	6022-Program Coordinator	25.92	31.88	2.51	153,956	0.00	0	0.00	0
2.50	128,365	2.43	128,019	2.10	107,593	6024-Disease Intervention Specialist	21.72	26.66	2.22	116,453	0.00	0	0.00	0
0.00	0	1.00	39,879	1.00	42,450	6027-Finance Technician	18.69	23.01	1.00	44,224	0.00	0	0.00	0
0.00	0	0.00	0	2.00	103,824	6030-Finance Specialist 2	25.14	30.92	0.00	0	0.00	0	0.00	0
0.00	0	1.00	69,618	1.00	71,911	6032-Finance Specialist/Sr	28.32	34.82	1.00	63,785	0.00	0	0.00	0
0.00	0	0.00	0	3.40	191,301	6033-Administrative Analyst	26.66	32.81	1.18	71,264	0.00	0	0.00	0
2.70	100,556	1.80	59,826	1.40	50,440	6046-Community Health Specialist 1	16.63	20.45	2.85	111,300	0.00	0	0.00	0
10.08	457,904	10.03	449,499	15.65	685,494	6047-Community Health Specialist 2	19.26	23.71	20.74	907,391	0.00	0	0.00	0
0.00	0	0.90	62,812	2.80	230,286	6063-Project Manager	33.78	41.57	1.70	138,502	0.00	0	0.00	0
0.00	0	0.00	0	1.25	78,966	6073-Data Analyst	26.66	32.80	2.05	123,922	0.00	0	0.00	0
0.00	0	0.00	0	0.95	42,594	6074-Data Technician	21.07	25.92	1.45	69,946	0.00	0	0.00	0
3.48	172,562	2.85	141,058	3.80	187,781	6085-Research/Evaluation Analyst 1	21.07	25.92	2.98	158,245	0.00	0	0.00	0
2.00	120,177	2.80	165,582	4.08	239,334	6086-Research/Evaluation Analyst 2	26.66	32.81	4.39	265,388	0.00	0	0.00	0
1.20	86,990	1.20	90,492	1.80	140,767	6087-Research/Evaluation Analyst/Sr	33.78	41.57	3.22	250,076	0.00	0	0.00	0
3.71	256,838	5.78	405,876	6.84	500,722	6088-Program Specialist/Sr	30.92	38.07	9.84	706,377	0.00	0	0.00	0
26.05	1,024,935	24.75	1,003,810	23.55	995,047	6119-Pharmacy Technician	18.14	22.34	26.05	1,122,413	0.00	0	0.00	0
0.00	0	0.00	0	0.50	26,762	6178-Program Communications Specialist	25.92	31.88	0.50	27,060	0.00	0	0.00	0
0.00	0	0.00	0	1.00	39,181	6270-Peer Support Specialist	18.14	22.34	1.00	40,421	0.00	0	0.00	0
0.00	0	0.05	1,769	1.22	41,403	6293-Health Assistant 1	16.16	19.85	1.23	46,435	0.00	0	0.00	0
0.65	26,968	0.80	33,701	0.00	0	6294-Health Assistant 2	17.11	21.07	0.00	0	0.00	0	0.00	0
8.40	551,521	6.30	409,025	8.54	543,315	6295-Clinical Services Specialist	28.32	34.82	17.68	1,148,894	0.00	0	0.00	0
0.00	0	0.00	0	4.90	257,288	6297-Case Manager 2	23.01	28.32	4.90	265,906	0.00	0	0.00	0
9.55	440,904	9.46	449,537	14.52	695,432	6300-Eligibility Specialist	19.85	24.43	16.36	764,530	0.00	0	0.00	0

HEALTH DEPARTMENT

1505: Federal/State Program Fund

FY14 ADOPTED		FY15 ADOPTED		FY16 ADOPTED		POSITION DETAIL	Salary		FY17 PROPOSED		FY17 APPROVED		FY17 ADOPTED	
FTE	BASE AMT	FTE	BASE AMT	FTE	BASE AMT		MIN	MAX	FTE	BASE AMT	FTE	BASE AMT	FTE	BASE AMT
7.98	379,999	5.24	275,444	15.35	823,508	6303-Licensed Comm Practical Nurse	22.03	28.71	7.29	403,532	0.00	0	0.00	0
5.02	499,790	3.80	394,876	3.43	391,753	6314-Nurse Practitioner	43.16	55.73	6.73	730,883	0.00	0	0.00	0
30.95	2,410,999	29.54	2,246,908	21.15	1,650,776	6315-Community Health Nurse	30.71	40.30	51.92	4,073,255	0.00	0	0.00	0
2.20	228,932	2.20	219,297	2.00	230,182	6316-Physician Assistant	43.16	55.73	3.00	349,115	0.00	0	0.00	0
0.00	0	0.00	0	11.03	1,967,166	6317-Physician	76.69	97.15	19.28	3,510,166	0.00	0	0.00	0
0.00	0	0.00	0	1.75	125,849	6318-Clinical Psychologist	34.82	42.86	4.10	312,442	0.00	0	0.00	0
0.00	0	0.00	0	0.50	25,956	6321-Health Information Technician	20.45	25.14	0.16	8,300	0.00	0	0.00	0
0.00	0	0.00	0	0.00	0	6322-Health Information Technician/Sr	22.34	27.49	0.20	11,481	0.00	0	0.00	0
2.00	105,256	6.00	326,525	2.00	113,418	6333-Medical Laboratory Technician	23.01	28.31	7.00	406,829	0.00	0	0.00	0
0.00	0	0.00	0	0.00	0	6335-Medical Technologist	23.71	29.16	4.00	206,788	0.00	0	0.00	0
1.82	108,733	3.86	212,116	3.85	227,739	6340-Dietitian (Nutritionist)	25.14	30.92	2.00	121,876	0.00	0	0.00	0
12.40	539,190	16.65	732,519	16.00	738,056	6342-Nutrition Assistant	18.69	23.01	14.00	657,318	0.00	0	0.00	0
1.46	62,479	19.96	857,382	30.46	1,359,629	6346-Dental Assistant/Efda	18.69	23.01	34.04	1,535,108	0.00	0	0.00	0
0.00	0	0.00	0	2.38	177,401	6348-Dental Hygienist	30.92	38.07	2.93	211,973	0.00	0	0.00	0
0.00	0	0.00	0	0.10	4,946	6349 - Dental Equipment Specialist	23.01	28.31	0.00	0	0.00	0	0.00	0
7.95	438,545	7.69	405,436	6.45	357,395	6352-Health Educator	24.43	30.03	8.81	485,897	0.00	0	0.00	0
1.12	65,985	1.62	95,704	1.53	92,665	6356-Environmental Health Specialist	26.66	32.80	0.74	48,447	0.00	0	0.00	0
0.15	9,415	0.15	9,558	0.15	9,875	6359-Nuisance Enforcement Officer	25.92	31.88	0.25	16,641	0.00	0	0.00	0
0.00	0	0.00	0	0.37	22,257	6360-Epidemiologist	29.13	35.84	0.00	0	0.00	0	0.00	0
0.00	0	0.00	0	49.17	3,345,112	6365-Mental Health Consultant	28.32	34.82	48.46	3,360,091	0.00	0	0.00	0
0.00	0	0.00	0	1.20	92,872	6456-Data Analyst/Sr	31.88	39.19	3.20	257,560	0.00	0	0.00	0
0.00	0	0.00	0	0.85	57,584	6501-Business Process Consultant	32.81	40.38	1.10	84,347	0.00	0	0.00	0
0.30	18,928	0.65	36,042	0.30	20,300	9006-Administrative Analyst	23.49	32.89	0.87	59,751	0.00	0	0.00	0
3.00	165,398	6.10	348,194	6.10	353,260	9025-Operations Supervisor	23.49	32.89	9.48	556,996	0.00	0	0.00	0
0.46	43,494	1.90	169,508	0.45	44,021	9041-Research Scientist	31.70	47.55	0.20	19,858	0.00	0	0.00	0
1.00	62,580	0.00	0	0.00	0	9063-Project Manager	31.47	44.06	0.00	0	0.00	0	0.00	0
25.35	2,856,847	25.55	2,816,165	25.40	2,948,642	9355-Pharmacist	42.33	63.50	25.70	3,087,044	0.00	0	0.00	0
1.00	140,620	1.00	145,629	1.00	142,523	9357-Pharmacy & Clinic Sup Services Director	51.28	82.05	1.00	149,002	0.00	0	0.00	0
10.47	760,118	8.45	617,469	13.90	1,021,968	9361-Program Supervisor	27.20	41.97	13.88	1,061,396	0.00	0	0.00	0
3.00	281,678	3.10	307,632	0.90	86,032	9364-Manager 2	33.92	50.88	0.14	14,625	0.00	0	0.00	0
1.61	172,316	2.73	273,491	3.33	352,462	9365-Manager, Sr	36.29	54.44	3.60	390,765	0.00	0	0.00	0
0.00	0	0.00	0	0.20	22,400	9366-Quality Manager	36.29	54.44	0.10	11,368	0.00	0	0.00	0

HEALTH DEPARTMENT

1505: Federal/State Program Fund

FY14 ADOPTED		FY15 ADOPTED		FY16 ADOPTED		POSITION DETAIL	Salary		FY17 PROPOSED		FY17 APPROVED		FY17 ADOPTED	
FTE	BASE AMT	FTE	BASE AMT	FTE	BASE AMT		MIN	MAX	FTE	BASE AMT	FTE	BASE AMT	FTE	BASE AMT
0.75	108,215	0.10	14,942	1.50	230,879	9390-Dentist	47.48	75.97	1.75	262,587	0.00	0	0.00	0
0.00	0	20.98	3,648,772	0.00	0	9490-Physician	62.05	99.28	0.00	0	0.00	0	0.00	0
9.30	1,538,811	0.00	0	3.00	559,556	9490-Site Medical Director	62.05	99.28	3.21	594,828	0.00	0	0.00	0
0.00	0	0.00	0	0.47	104,807	9491-Psychiatrist	68.25	109.20	0.78	177,852	0.00	0	0.00	0
0.00	0	0.00	0	0.00	0	9493-Nurse Practitioner Manager	38.58	57.87	1.00	80,560	0.00	0	0.00	0
0.00	0	7.05	581,205	4.28	401,684	9517-Nursing Supervisor	31.70	47.55	4.98	486,565	0.00	0	0.00	0
0.00	0	0.00	0	0.00	0	9518-Nursing Development Consultant	31.70	47.55	0.10	6,619	0.00	0	0.00	0
0.10	20,211	0.00	0	0.00	0	9520-Medical Director	68.25	109.20	0.00	0	0.00	0	0.00	0
1.30	192,924	1.30	186,933	1.00	154,742	9540-Deputy Health Officer	62.05	99.28	1.30	211,298	0.00	0	0.00	0
0.10	19,630	0.20	41,861	0.20	42,380	9550-Health Officer	68.25	109.20	0.20	44,340	0.00	0	0.00	0
0.00	0	1.00	115,668	1.00	122,594	9551-Health Centers Division Ops Director	42.33	63.50	0.00	0	0.00	0	0.00	0
0.00	0	0.00	0	0.45	54,432	9601-Division Director 1	39.20	58.80	0.34	41,742	0.00	0	0.00	0
5.54	451,054	6.44	557,429	8.45	808,405	9615-Program Manager 1	31.47	48.58	10.47	958,514	0.00	0	0.00	0
0.00	0	0.00	0	0.45	65,117	9744-Mental Health Director	43.96	70.34	0.34	49,936	0.00	0	0.00	0
0.28	33,222	0.07	8,603	0.25	32,558	9797-Principal Investigator Manager	42.33	63.50	0.25	33,145	0.00	0	0.00	0
2.69	265,407	1.97	201,007	2.10	227,735	9798-Principal Investigator	39.20	58.80	2.29	241,495	0.00	0	0.00	0
0.00	0	0.00	0	0.00	76	SALARY/ACTG ADJUSTMENTS	N/A	N/A	0.00	0	0.00	0	0.00	0
339.75	20,634,591	325.18	22,236,882	493.07	31,170,208	TOTAL BUDGET			583.57	38,555,510	0.00	0	0.00	0

Health Department

FUND 1514: Public Safety Fund

FY14 ACTUAL	FY15 ACTUAL	FY16 ADOPTED	FY16 REVISED	EXPENDITURE DETAIL	FY17 PROPOSED	FY17 APPROVED	FY17 ADOPTED
0	0	0	0	60350 - Central Indirect	0	0	0
0	0	0	0	60355 - Dept Indirect	0	0	0
0	0	0	0	TOTAL Internal Services	0	0	0
0	1,880	0	0	90001 - ATYP Posting (CATS)	0	0	0
0	-1,880	0	0	95200 - ATYP Clean Up (Cent)	0	0	0
0	0	0	0	TOTAL Personnel	0	0	0
0	0	0	0	TOTAL FUND 1514: Public Safety Fund	0	0	0

Health Department

FUND 3002: Behavioral Health Managed Care Fund

FY14 ACTUAL	FY15 ACTUAL	FY16 ADOPTED	FY16 REVISED	EXPENDITURE DETAIL	FY17 PROPOSED	FY17 APPROVED	FY17 ADOPTED
0	0	2,752	2,752	60155 - Direct Client Asst.	0	0	0
0	0	57,499,008	57,499,008	60160 - Pass-Thru & Pgm Supt	51,418,725	0	0
0	0	628,317	628,317	60170 - Professional Svcs	1,141,363	0	0
0	0	58,130,077	58,130,077	TOTAL Contractual Services	52,560,088	0	0
0	0	1,809,814	1,809,814	60350 - Central Indirect	229,972	0	0
0	0	4,387,636	4,387,636	60355 - Dept Indirect	824,126	0	0
0	0	84,931	84,931	60370 - Intl Svc Telephone	87,209	0	0
0	0	422,320	422,320	60380 - Intl Svc Data Proc	895,024	0	0
0	0	28,408	28,408	60410 - Intl Svc Motor Pool	68,278	0	0
0	0	254,610	254,610	60430 - Intl Svc Bldg Mgmt	563,106	0	0
0	0	0	0	60440 - Intl Svc Other	1,165	0	0
0	0	11,661	11,661	60460 - Intl Svc Dist/Postge	33,005	0	0
0	0	6,999,380	6,999,380	TOTAL Internal Services	2,701,885	0	0
0	0	20,046	18,873	60180 - Printing	1,600	0	0
0	0	2,655	2,655	60200 - Communications	560	0	0
0	0	9,862	9,862	60220 - Repairs and Maint	6,971	0	0
0	0	10,259	10,259	60230 - Postage	0	0	0
0	0	57,453	50,630	60240 - Supplies	20,524	0	0
0	0	14,727	13,278	60260 - Travel & Training	35,000	0	0
0	0	2,489	2,489	60270 - Local Travel/Mileage	15,346	0	0
0	0	3,326	3,326	60290 - Software Lic / Maint	150,110	0	0
0	0	38,519	38,519	60340 - Dues & Subscriptions	0	0	0
0	0	159,336	149,891	TOTAL Materials & Supplies	230,111	0	0
0	0	4,676,589	4,720,699	60000 - Permanent	5,368,075	0	0
0	0	207,558	171,487	60100 - Temporary	0	0	0
0	0	19,629	18,113	60120 - Premium	9,354	0	0
0	0	1,403,855	1,413,720	60130 - Salary Related Expns	1,715,159	0	0
0	0	18,180	10,654	60135 - Non Base Fringe	0	0	0
0	0	1,394,541	1,397,737	60140 - Insurance Benefits	1,630,103	0	0
0	0	4,678	2,065	60145 - Non Base Insurance	0	0	0
0	0	7,725,030	7,734,475	TOTAL Personnel	8,722,691	0	0
0	0	73,013,823	73,013,823	TOTAL FUND 3002: Behavioral Health Managed Care Fund	64,214,775	0	0

HEALTH DEPARTMENT

3002: Behavioral Health Managed Care Fund

FY14 ADOPTED		FY15 ADOPTED		FY16 ADOPTED		POSITION DETAIL	Salary		FY17 PROPOSED		FY17 APPROVED		FY17 ADOPTED	
FTE	BASE AMT	FTE	BASE AMT	FTE	BASE AMT		MIN	MAX	FTE	BASE AMT	FTE	BASE AMT	FTE	BASE AMT
0.00	0	0.00	0	1.50	55,073	6001-Office Assistant 2	16.16	19.85	3.55	143,022	0.00	0	0.00	0
0.00	0	0.00	0	2.60	110,248	6002-Office Assistant/Sr	18.69	23.01	1.85	86,636	0.00	0	0.00	0
0.00	0	0.00	0	0.55	21,876	6005-Administrative Specialist	19.26	23.71	0.33	14,968	0.00	0	0.00	0
0.00	0	0.00	0	0.00	0	6015-Contract Specialist	25.92	31.88	0.60	34,356	0.00	0	0.00	0
0.00	0	0.00	0	1.70	97,909	6021-Program Specialist	25.92	31.88	1.60	94,218	0.00	0	0.00	0
0.00	0	0.00	0	0.55	33,286	6033-Administrative Analyst	26.66	32.81	0.66	39,690	0.00	0	0.00	0
0.00	0	0.00	0	4.75	273,512	6073-Data Analyst	26.66	32.80	3.93	240,252	0.00	0	0.00	0
0.00	0	0.00	0	1.17	52,763	6074-Data Technician	21.07	25.92	2.15	106,129	0.00	0	0.00	0
0.00	0	0.00	0	7.55	510,388	6088-Program Specialist/Sr	30.92	38.07	8.65	644,146	0.00	0	0.00	0
0.00	0	0.00	0	1.00	61,116	6295-Clinical Services Specialist	28.32	34.82	8.00	499,550	0.00	0	0.00	0
0.00	0	0.00	0	7.00	342,141	6297-Case Manager 2	23.01	28.32	1.00	48,051	0.00	0	0.00	0
0.00	0	0.00	0	0.15	7,579	6321-Health Information Technician	20.45	25.14	1.48	67,607	0.00	0	0.00	0
0.00	0	0.00	0	0.10	5,677	6322-Health Information Technician/Sr	22.34	27.49	0.60	34,442	0.00	0	0.00	0
0.00	0	0.00	0	31.11	1,988,849	6365-Mental Health Consultant	28.32	34.82	34.18	2,260,860	0.00	0	0.00	0
0.00	0	0.00	0	1.60	116,148	6456-Data Analyst/Sr	31.88	39.19	1.60	121,631	0.00	0	0.00	0
0.00	0	0.00	0	0.15	10,162	6501-Business Process Consultant	32.81	40.38	0.60	42,115	0.00	0	0.00	0
0.00	0	0.00	0	6.95	491,642	9361-Program Supervisor	27.20	41.97	6.34	470,446	0.00	0	0.00	0
0.00	0	0.00	0	1.00	69,782	9364-Manager 2	33.92	50.88	0.00	0	0.00	0	0.00	0
0.00	0	0.00	0	1.37	145,986	9365-Manager, Sr	36.29	54.44	1.50	128,108	0.00	0	0.00	0
0.00	0	0.00	0	0.00	0	9366-Quality Manager	36.29	54.44	0.80	90,942	0.00	0	0.00	0
0.00	0	0.00	0	0.42	94,354	9491-Psychiatrist	68.25	109.20	0.12	27,362	0.00	0	0.00	0
0.00	0	0.00	0	0.55	66,528	9601-Division Director 1	39.20	58.80	0.33	40,514	0.00	0	0.00	0
0.00	0	0.00	0	1.60	121,555	9615-Program Manager 1	31.47	48.58	0.85	84,562	0.00	0	0.00	0
0.00	0	0.00	0	0.00	0	9744-Mental Health Director	43.96	70.34	0.33	48,468	0.00	0	0.00	0
0.00	0	0.00	0	0.00	15	SALARY/ACTG ADJUSTMENTS	N/A	N/A	0.00	0	0.00	0	0.00	0
0.00	0	0.00	0	73.37	4,676,589	TOTAL BUDGET			81.05	5,368,075	0.00	0	0.00	0

Library

FUND 1510: Library Fund

FY14 ACTUAL	FY15 ACTUAL	FY16 ADOPTED	FY16 REVISED	EXPENDITURE DETAIL	FY17 PROPOSED	FY17 APPROVED	FY17 ADOPTED
0	0	404,447	404,447	60530 - Buildings	0	0	0
0	34,564	47,550	47,550	60550 - Capital Equipment	0	0	0
0	34,564	451,997	451,997	TOTAL Capital Outlay	0	0	0
1,251,106	1,380,828	1,729,590	1,729,590	60170 - Professional Svcs	1,966,910	0	0
1,251,106	1,380,828	1,729,590	1,729,590	TOTAL Contractual Services	1,966,910	0	0
25,084	0	0	0	60500 - Interest	0	0	0
25,084	0	0	0	TOTAL Debt Service	0	0	0
1,203,462	1,399,109	1,746,789	1,746,789	60350 - Central Indirect	1,288,018	0	0
189,487	141,400	196,874	196,874	60370 - Intl Svc Telephone	175,446	0	0
5,217,205	5,221,655	5,407,742	5,407,742	60380 - Intl Svc Data Proc	5,708,639	0	0
92,709	93,366	112,839	112,839	60410 - Intl Svc Motor Pool	113,595	0	0
27,155	29,613	118,000	118,000	60420 - Intl Svc Electronics	0	0	0
4,569,830	5,333,254	5,911,240	5,911,240	60430 - Intl Svc Bldg Mgmt	6,048,490	0	0
521,162	502,656	459,242	459,242	60440 - Intl Svc Other	489,989	0	0
125,000	125,000	125,000	125,000	60450 - IntlSvcReimbCapDebRe	125,000	0	0
10,483	11,975	12,233	12,233	60460 - Intl Svc Dist/Postge	12,409	0	0
0	0	0	0	93007 - Assess Int Svc Expenses	0	0	0
180	0	0	0	95107 - Settle Int Svc Expenses	0	0	0
403,035	1,103,760	0	0	95430 - Settle Bldg Mgmt Svc	0	0	0
12,359,707	13,961,787	14,089,959	14,089,959	TOTAL Internal Services	13,961,586	0	0
201,793	291,204	320,711	320,711	60180 - Printing	317,328	0	0
10,724	59,891	15,534	15,534	60200 - Communications	12,227	0	0
15,009	20,069	19,020	19,020	60210 - Rentals	21,300	0	0
77,583	83,789	260,386	260,386	60220 - Repairs and Maint	342,083	0	0
130,448	124,801	157,230	157,230	60230 - Postage	153,055	0	0
1,138,886	1,299,187	1,918,995	1,913,736	60240 - Supplies	1,737,925	0	0
6,715,140	6,793,029	7,478,000	7,478,000	60245 - Lib Books & Matrls	7,425,000	0	0
149	0	0	0	60246 - Med&Dental Supplies	0	0	0
88,735	119,454	196,965	196,965	60260 - Travel & Training	222,629	0	0
45,049	47,713	62,150	62,150	60270 - Local Travel/Mileage	70,600	0	0
362,025	425,683	523,467	523,467	60290 - Software Lic / Maint	576,926	0	0
35	0	0	0	60320 - Refunds	0	0	0
0	49	0	0	60330 - Claims Paid	0	0	0
43,884	47,799	48,115	48,115	60340 - Dues & Subscriptions	49,220	0	0
-2,034	-1,052	0	0	60680 - Cash Discounts Taken	0	0	0
3,161	0	0	0	95101 - Settle Matrl & Svcs	0	0	0
84	0	0	0	95112 - Settle Equip Use	0	0	0
0	0	0	0	95115 - Settle Lib Bks & Mat	0	0	0
8,830,671	9,311,618	11,000,573	10,995,314	TOTAL Materials & Supplies	10,928,293	0	0
23,550,709	25,255,407	26,635,502	26,639,892	60000 - Permanent	27,402,151	0	0
503,848	491,118	1,472,839	1,475,541	60100 - Temporary	1,398,900	0	0

Library

FUND 1510: Library Fund

FY14 ACTUAL	FY15 ACTUAL	FY16 ADOPTED	FY16 REVISED	EXPENDITURE DETAIL	FY17 PROPOSED	FY17 APPROVED	FY17 ADOPTED
17,631	13,526	16,700	16,700	60110 - Overtime	19,807	0	0
209,818	230,004	338,156	338,156	60120 - Premium	256,396	0	0
7,908,273	8,097,444	8,678,913	8,676,782	60130 - Salary Related Expns	9,382,805	0	0
98,417	105,257	175,339	175,339	60135 - Non Base Fringe	203,322	0	0
8,921,247	9,147,104	9,425,823	9,426,120	60140 - Insurance Benefits	9,985,652	0	0
16,673	15,214	118,539	118,539	60145 - Non Base Insurance	139,524	0	0
-36,116	-26,974	0	0	90001 - ATYP Posting (CATS)	0	0	0
573	-77	0	0	90002 - ATYP On Call (CATS)	0	0	0
0	1,476	0	0	93002 - Assess Labor	0	0	0
1,870	0	0	0	95102 - Settle Labor	0	0	0
41,192,942	43,329,501	46,861,811	46,867,069	TOTAL Personnel	48,788,557	0	0
63,659,510	68,018,298	74,133,930	74,133,929	TOTAL FUND 1510: Library Fund	75,645,346	0	0

LIBRARY

1510: Library Fund

FY14 ADOPTED		FY15 ADOPTED		FY16 ADOPTED		POSITION DETAIL	Salary		FY17 PROPOSED		FY17 APPROVED		FY17 ADOPTED	
FTE	BASE AMT	FTE	BASE AMT	FTE	BASE AMT		MIN	MAX	FTE	BASE AMT	FTE	BASE AMT	FTE	BASE AMT
2.00	71,723	2.00	74,404	1.25	51,229	6001-Office Assistant 2	16.16	19.85	1.25	51,799	0.00	0	0.00	0
7.00	288,401	6.25	272,691	7.00	316,596	6002-Office Assistant/Sr	18.69	23.01	6.25	281,496	0.00	0	0.00	0
2.00	88,160	2.00	90,843	2.00	95,097	6005-Administrative Specialist	19.26	23.71	3.00	142,915	0.00	0	0.00	0
1.00	58,896	1.00	61,511	1.00	65,503	6017-Facilities Specialist 2	29.16	35.87	1.00	68,169	0.00	0	0.00	0
1.00	46,709	1.00	47,416	1.00	48,963	6020-Program Technician	19.26	23.71	2.00	99,014	0.00	0	0.00	0
7.50	447,359	6.75	397,387	6.75	416,645	6022-Program Coordinator	25.92	31.88	8.25	497,710	0.00	0	0.00	0
1.00	61,145	1.00	64,031	1.00	68,080	6026-Budget Analyst	28.32	34.82	1.00	70,894	0.00	0	0.00	0
0.75	34,087	1.00	47,534	1.00	50,572	6029-Finance Specialist 1	21.72	26.66	1.00	52,625	0.00	0	0.00	0
1.00	60,886	1.00	61,812	1.00	63,849	6030-Finance Specialist 2	25.14	30.92	1.00	64,559	0.00	0	0.00	0
3.00	193,809	3.00	196,755	3.00	203,235	6033-Administrative Analyst	26.66	32.81	4.00	261,172	0.00	0	0.00	0
1.00	81,870	1.00	83,125	1.00	69,755	6063-Project Manager	33.78	41.57	0.00	0	0.00	0	0.00	0
2.50	165,976	2.50	170,741	3.50	235,136	6088-Program Specialist/Sr	30.92	38.07	2.00	142,886	0.00	0	0.00	0
0.00	0	1.00	42,343	1.00	45,070	6109-Inventory/Stores Specialist 1	18.14	22.34	1.00	46,647	0.00	0	0.00	0
1.00	67,263	1.00	69,618	1.00	71,911	6111-Procurement Analyst/Sr	28.32	34.82	1.00	68,499	0.00	0	0.00	0
0.00	0	0.00	0	0.00	0	6115-Procurement Associate	21.07	25.92	0.50	21,999	0.00	0	0.00	0
0.00	0	0.00	0	0.00	0	6117-Library Safety Officer	N/A	N/A	4.00	158,352	0.00	0	0.00	0
0.00	0	0.00	0	0.00	0	6117-Library Safety Officer	18.96	23.34	4.00	158,352	0.00	0	0.00	0
6.00	235,013	5.00	200,072	5.00	203,327	6124-Driver	16.63	20.45	5.00	207,694	0.00	0	0.00	0
1.00	54,142	0.00	0	1.00	53,524	6178-Program Communications Specialist	25.92	31.88	1.00	60,449	0.00	0	0.00	0
3.00	204,863	3.00	214,286	3.00	228,039	6200-Program Communications Coordinator	31.88	39.19	3.00	235,062	0.00	0	0.00	0
0.00	0	0.00	0	1.00	74,064	6405-Development Analyst	35.87	44.13	0.00	0	0.00	0	0.00	0
0.00	0	0.00	0	1.00	88,514	6406-Development Analyst/Sr	42.86	52.69	2.00	190,979	0.00	0	0.00	0
0.00	0	0.00	0	1.00	73,172	6456-Data Analyst/Sr	31.88	39.19	1.00	78,510	0.00	0	0.00	0
1.00	67,643	1.00	70,832	0.00	0	6501-Business Process Consultant	32.81	40.38	0.00	0	0.00	0	0.00	0
116.25	4,430,684	116.00	4,372,132	116.00	4,568,482	7202-Library Clerk	16.16	19.85	113.25	4,534,640	0.00	0	0.00	0
117.50	3,400,538	116.00	3,345,672	0.00	0	7203-Library Page	14.37	15.67	0.00	0	0.00	0	0.00	0
1.00	48,881	1.00	51,167	1.00	54,421	7209-Printing Specialist	22.34	27.49	1.00	56,683	0.00	0	0.00	0
97.00	4,410,542	99.50	4,512,055	99.50	4,750,370	7211-Library Assistant	19.85	24.43	102.25	4,903,793	0.00	0	0.00	0
0.00	0	0.00	0	116.00	3,673,851	7212-Access Services Assistant	15.00	17.61	116.50	3,830,444	0.00	0	0.00	0
66.75	4,268,786	67.75	4,260,929	71.00	4,634,913	7222-Librarian	26.66	32.81	69.75	4,607,395	0.00	0	0.00	0
11.25	644,844	11.75	684,639	12.00	728,079	7223-Library Outreach Specialist	24.43	30.03	9.50	589,483	0.00	0	0.00	0
0.50	18,862	0.50	19,253	0.50	19,887	7230-Production Assistant	15.67	19.26	0.50	20,108	0.00	0	0.00	0

LIBRARY

1510: Library Fund

FY14 ADOPTED		FY15 ADOPTED		FY16 ADOPTED		POSITION DETAIL	Salary		FY17 PROPOSED		FY17 APPROVED		FY17 ADOPTED	
FTE	BASE AMT	FTE	BASE AMT	FTE	BASE AMT		MIN	MAX	FTE	BASE AMT	FTE	BASE AMT	FTE	BASE AMT
1.00	62,765	1.00	63,720	1.00	65,835	7232-Creative Media Coordinator	25.92	31.88	1.00	66,568	0.00	0	0.00	0
1.00	72,124	0.00	0	0.00	0	9005-Administrative Analyst, Senior	25.91	36.27	0.00	0	0.00	0	0.00	0
0.00	0	1.00	46,970	1.00	62,357	9006-Administrative Analyst	23.49	32.89	1.00	65,191	0.00	0	0.00	0
0.00	0	1.00	44,782	1.00	47,464	9061-Human Resources Technician	20.31	28.43	1.00	49,621	0.00	0	0.00	0
2.00	113,878	2.00	117,934	2.00	124,996	9080-Human Resources Analyst 1	23.54	32.96	2.00	130,678	0.00	0	0.00	0
0.00	0	1.00	63,378	1.00	73,686	9152-Library Safety and Security Manager	31.70	47.55	1.00	77,036	0.00	0	0.00	0
1.00	82,538	1.00	85,478	1.00	90,597	9335-Finance Supervisor	29.63	44.44	1.00	92,794	0.00	0	0.00	0
5.00	383,401	5.00	371,477	5.00	398,338	9361-Program Supervisor	27.20	41.97	5.00	409,822	0.00	0	0.00	0
0.00	0	0.00	0	1.00	97,676	9454-IT Manager/Senior	47.48	75.97	0.00	0	0.00	0	0.00	0
1.00	151,306	1.00	156,696	0.00	0	9610-Department Director 1	51.28	82.05	0.00	0	0.00	0	0.00	0
0.00	0	0.00	0	1.00	166,079	9613-Department Director 2	56.41	90.25	1.00	173,629	0.00	0	0.00	0
2.00	149,394	2.00	175,033	1.00	85,759	9615-Program Manager 1	31.47	48.58	1.00	89,659	0.00	0	0.00	0
1.00	117,750	1.00	121,944	1.00	138,951	9619-Deputy Director	43.96	70.34	1.00	145,267	0.00	0	0.00	0
1.00	108,470	1.00	112,334	1.00	119,061	9621-Human Resources Manager 2	39.20	58.80	1.00	122,770	0.00	0	0.00	0
1.00	68,688	1.00	69,062	1.00	71,066	9677-Production Supervisor	24.68	34.54	1.00	72,130	0.00	0	0.00	0
1.00	74,938	1.00	84,333	1.00	89,383	9710-Management Assistant	31.47	44.06	1.00	92,005	0.00	0	0.00	0
0.00	0	1.00	88,474	2.00	163,554	9715-Human Resources Manager 1	33.92	50.88	2.00	211,378	0.00	0	0.00	0
3.00	238,474	3.00	255,403	3.00	265,405	9748-Human Resources Analyst, Senior	29.63	44.44	4.00	337,221	0.00	0	0.00	0
1.00	78,053	1.00	70,390	1.00	73,519	9773-Cataloging Administrator	33.05	46.27	1.00	69,007	0.00	0	0.00	0
18.00	1,331,465	18.00	1,345,100	18.00	1,423,397	9776-Library Administrator	29.63	44.44	18.00	1,450,559	0.00	0	0.00	0
5.00	418,890	5.00	404,231	5.00	441,121	9780-Library Manager/Branch	31.70	47.55	5.00	455,208	0.00	0	0.00	0
5.00	503,483	5.00	525,712	6.00	661,408	9782-Library Manager, Senior	39.20	58.80	6.00	692,825	0.00	0	0.00	0
0.00	0	0.00	0	0.00	0	9783-Library Director of Digital Strategies	43.92	70.27	1.00	91,705	0.00	0	0.00	0
13.00	774,179	13.00	770,475	13.00	816,040	9784-Library Supervisor	24.19	36.28	14.00	899,589	0.00	0	0.00	0
1.00	81,963	1.00	84,882	1.00	87,345	9790-Public Relations Coordinator	34.70	48.58	1.00	90,429	0.00	0	0.00	0
0.00	0	0.00	212,333	0.00	120,181	SALARY/ACTG ADJUSTMENTS	N/A	N/A	0.00	173,084	0.00	0	0.00	0
515.00	24,262,841	518.00	24,681,389	527.50	26,635,502	TOTAL BUDGET			536.00	27,560,503	0.00	0	0.00	0

Nondepartmental

FUND 1000: General Fund

FY14 ACTUAL	FY15 ACTUAL	FY16 ADOPTED	FY16 REVISED	EXPENDITURE DETAIL	FY17 PROPOSED	FY17 APPROVED	FY17 ADOPTED
7,684,656	8,757,247	9,193,013	9,193,013	60160 - Pass-Thru & Pgm Supt	24,805,959	0	0
310,574	382,159	806,972	806,972	60170 - Professional Svcs	523,398	0	0
7,995,230	9,139,406	9,999,985	9,999,985	TOTAL Contractual Services	25,329,357	0	0
7,525	0	0	0	60350 - Central Indirect	0	0	0
68,714	51,510	64,510	64,510	60370 - Intl Svc Telephone	82,773	0	0
1,338,186	1,504,325	1,374,714	1,374,714	60380 - Intl Svc Data Proc	2,453,116	0	0
17,567	36,208	31,025	31,025	60410 - Intl Svc Motor Pool	73,667	0	0
89,562	127,999	69,019	69,019	60420 - Intl Svc Electronics	0	0	0
4,774,355	5,245,140	5,356,416	5,356,416	60430 - Intl Svc Bldg Mgmt	5,792,402	0	0
8,668	8,566	0	0	60440 - Intl Svc Other	0	0	0
18,928	19,592	24,330	24,330	60460 - Intl Svc Dist/Postge	19,138	0	0
-114,802	0	0	0	95107 - Settle Int Svc Expenses	0	0	0
185,373	50,432	0	0	95430 - Settle Bldg Mgmt Svc	0	0	0
6,394,076	7,043,773	6,920,014	6,920,014	TOTAL Internal Services	8,421,096	0	0
22,619	35,494	41,673	41,673	60180 - Printing	33,650	0	0
37,372	34,041	58,200	58,200	60200 - Communications	50,700	0	0
28,732	555	6,800	6,800	60210 - Rentals	27,500	0	0
1,215	0	217,245	217,245	60220 - Repairs and Maint	225,752	0	0
793	159	1,300	1,300	60230 - Postage	600	0	0
163,264	250,329	288,639	288,639	60240 - Supplies	228,151	0	0
8	0	0	0	60246 - Med&Dental Supplies	0	0	0
358	0	0	0	60250 - Food	0	0	0
119,839	167,938	174,178	174,178	60260 - Travel & Training	196,048	0	0
10,142	9,602	20,881	20,881	60270 - Local Travel/Mileage	13,400	0	0
310	0	0	0	60280 - Insurance	0	0	0
23,327	17,933	57,518	57,518	60290 - Software Lic / Maint	52,500	0	0
151,779	153,635	209,554	209,554	60340 - Dues & Subscriptions	205,150	0	0
0	68	0	0	92002 - Equipment Use	0	0	0
621	80,345	0	0	95101 - Settle Matrl & Svcs	0	0	0
560,378	750,100	1,075,988	1,075,988	TOTAL Materials & Supplies	1,033,451	0	0
4,620,381	4,828,843	5,442,762	5,455,710	60000 - Permanent	6,130,931	0	0
208,734	295,500	392,019	373,250	60100 - Temporary	535,369	0	0
17,191	9,934	7,500	7,500	60110 - Overtime	1,083	0	0
390	1,101	20,250	20,250	60120 - Premium	58,000	0	0
1,525,649	1,460,004	1,654,023	1,658,802	60130 - Salary Related Expns	1,990,280	0	0
38,464	41,111	72,429	71,983	60135 - Non Base Fringe	35,165	0	0
1,206,252	1,220,257	1,341,824	1,343,406	60140 - Insurance Benefits	1,541,838	0	0
42,975	44,455	39,268	39,174	60145 - Non Base Insurance	19,630	0	0
-138,855	-18,588	0	0	90001 - ATYP Posting (CATS)	0	0	0
4,825	-15,997	0	0	90002 - ATYP On Call (CATS)	0	0	0
0	4	0	0	95102 - Settle Labor	0	0	0
0	1	0	0	95200 - ATYP Clean Up (Cent)	0	0	0

FY14 ACTUAL	FY15 ACTUAL	FY16 ADOPTED	FY16 REVISED	EXPENDITURE DETAIL	FY17 PROPOSED	FY17 APPROVED	FY17 ADOPTED
7,526,005	7,866,624	8,970,075	8,970,075	TOTAL Personnel	10,312,296	0	0
22,475,689	24,799,903	26,966,062	26,966,062	TOTAL FUND 1000: General Fund	45,096,200	0	0

NONDEPARTMENTAL

1000: General Fund

FY14 ADOPTED		FY15 ADOPTED		FY16 ADOPTED		POSITION DETAIL	Salary		FY17 PROPOSED		FY17 APPROVED		FY17 ADOPTED	
FTE	BASE AMT	FTE	BASE AMT	FTE	BASE AMT		MIN	MAX	FTE	BASE AMT	FTE	BASE AMT	FTE	BASE AMT
0.00	0	0.90	54,306	0.90	57,133	1096-Tax Supr/Budget Analyst	N/A	N/A	1.00	66,252	0.00	0	0.00	0
0.00	0	1.00	102,959	1.00	105,946	3005-Tax Supr/Admin Officer	N/A	N/A	1.00	109,629	0.00	0	0.00	0
1.00	144,359	1.00	143,724	1.00	150,852	5001-County Chair	73.33	73.33	1.00	153,115	0.00	0	0.00	0
4.00	382,952	4.00	381,264	4.00	400,176	5010-County Commissioner	48.63	48.63	4.00	406,177	0.00	0	0.00	0
1.00	91,560	1.00	97,574	1.00	99,574	5014-County Auditor	48.76	48.76	1.00	101,815	0.00	0	0.00	0
1.00	39,030	0.80	32,877	0.00	0	6005-Administrative Specialist	19.26	23.71	0.00	0	0.00	0	0.00	0
0.50	20,658	0.50	21,919	1.00	39,774	6020-Program Technician	19.26	23.71	1.00	42,073	0.00	0	0.00	0
5.00	270,922	1.00	56,334	1.50	87,160	6021-Program Specialist	25.92	31.88	3.80	238,384	0.00	0	0.00	0
0.00	1,169	0.00	0	0.00	0	6073-Data Analyst	26.66	32.80	0.00	0	0.00	0	0.00	0
0.00	0	0.00	0	1.00	69,755	6087-Research/Evaluation Analyst/Sr	33.78	41.57	0.00	0	0.00	0	0.00	0
4.00	264,481	6.00	404,608	6.00	418,873	6088-Program Specialist/Sr	30.92	38.07	6.00	437,396	0.00	0	0.00	0
3.00	161,044	4.00	314,088	5.00	402,975	6089-Public Affairs Coordinator	33.78	41.57	6.00	488,755	0.00	0	0.00	0
1.00	60,621	1.00	63,243	1.00	67,268	6201-Multimedia/Video Production Specia	28.32	34.82	1.00	70,023	0.00	0	0.00	0
1.00	61,131	1.00	65,906	0.00	0	6456-Data Analyst/Sr	31.88	39.19	0.00	0	0.00	0	0.00	0
0.46	24,753	0.50	25,909	1.00	65,835	7232-Creative Media Coordinator	25.92	31.88	0.00	0	0.00	0	0.00	0
1.00	58,440	1.00	61,195	1.00	64,860	9001-Legislative/Admin Secretary	N/A	N/A	1.00	67,768	0.00	0	0.00	0
2.90	171,960	1.90	115,457	0.00	0	9010-Management (Performance) Auditor	N/A	N/A	0.00	0	0.00	0	0.00	0
0.00	0	0.00	0	0.00	0	9043-Research/Evaluation Analyst, Senior Nr	29.98	41.97	1.00	81,672	0.00	0	0.00	0
1.00	97,427	1.00	95,067	1.00	97,825	9117-Communications Analyst, Sr	31.70	47.55	1.00	99,289	0.00	0	0.00	0
2.88	267,443	2.88	279,962	1.88	193,517	9279-Management (Performance) Auditor,	N/A	N/A	1.88	202,186	0.00	0	0.00	0
1.00	76,008	2.00	147,200	4.90	382,177	9280-Management (Performance) Auditor, Sr	N/A	N/A	4.90	401,717	0.00	0	0.00	0
34.30	2,387,359	30.85	2,198,743	33.20	2,522,750	9400-Staff Assistant	N/A	N/A	35.30	2,787,140	0.00	0	0.00	0
1.50	119,239	0.00	0	0.00	0	9615-Program Manager 1	31.47	48.58	2.00	154,667	0.00	0	0.00	0
1.00	81,670	2.00	163,384	2.00	182,023	9748-Human Resources Analyst, Senior	29.63	44.44	2.00	185,588	0.00	0	0.00	0
0.00	0	1.00	82,457	1.00	86,745	9749-AA/EEO Specialist	29.63	44.44	1.00	74,792	0.00	0	0.00	0
0.00	0	0.00	52,492	0.00	-52,456	SALARY/ACTG ADJUSTMENTS	N/A	N/A	0.00	-37,507	0.00	0	0.00	0
67.54	4,782,226	65.33	4,960,668	69.38	5,442,762	TOTAL BUDGET			75.88	6,130,931	0.00	0	0.00	0

Nondepartmental

FUND 1505: Federal/State Program Fund

FY14 ACTUAL	FY15 ACTUAL	FY16 ADOPTED	FY16 REVISED	EXPENDITURE DETAIL	FY17 PROPOSED	FY17 APPROVED	FY17 ADOPTED
96,884	5,649	593,395	397,538	60160 - Pass-Thru & Pgm Supt	27,152,135	0	0
74,015	85,898	75,000	102,220	60170 - Professional Svcs	80,000	0	0
170,899	91,547	668,395	499,758	TOTAL Contractual Services	27,232,135	0	0
20,705	20,596	4,178	4,381	60350 - Central Indirect	9,404	0	0
1,103	1,451	3,437	3,437	60370 - Intl Svc Telephone	3,107	0	0
128,278	35,453	157,942	157,942	60380 - Intl Svc Data Proc	221,848	0	0
375	72	810	810	60410 - Intl Svc Motor Pool	810	0	0
0	4,449	0	0	60430 - Intl Svc Bldg Mgmt	130,909	0	0
0	384	0	0	60440 - Intl Svc Other	0	0	0
345	669	541	541	60460 - Intl Svc Dist/Postge	472	0	0
0	0	0	0	95105 - Settle Indirect-Central	0	0	0
117,322	0	0	0	95107 - Settle Int Svc Expenses	0	0	0
63	182	0	0	95430 - Settle Bldg Mgmt Svc	0	0	0
268,190	63,257	166,908	167,111	TOTAL Internal Services	366,550	0	0
10,178	2,780	200	200	60180 - Printing	0	0	0
212	71	50	50	60200 - Communications	0	0	0
17,640	1,803	30,000	30,000	60210 - Rentals	15,000	0	0
0	0	115	5,382	60220 - Repairs and Maint	5,000	0	0
39,506	38,751	19,553	57,359	60240 - Supplies	63,444	0	0
7,333	2,643	36,283	36,283	60260 - Travel & Training	30,000	0	0
344	0	500	500	60270 - Local Travel/Mileage	300	0	0
796	398	0	0	60290 - Software Lic / Maint	0	0	0
20	0	0	0	60320 - Refunds	0	0	0
75	0	100	100	60340 - Dues & Subscriptions	100	0	0
-621	-80,345	0	0	95101 - Settle Matrl & Svcs	0	0	0
75,483	-33,900	86,801	129,874	TOTAL Materials & Supplies	113,844	0	0
566,873	515,757	482,515	482,910	60000 - Permanent	746,057	0	0
24,231	61,467	90,473	136,081	60100 - Temporary	138,516	0	0
7,942	1,872	0	0	60110 - Overtime	0	0	0
170,971	160,808	153,277	153,575	60130 - Salary Related Expns	238,678	0	0
7,945	5,926	12,181	27,843	60135 - Non Base Fringe	21,440	0	0
152,297	134,123	121,727	121,034	60140 - Insurance Benefits	196,712	0	0
809	9,295	9,956	21,520	60145 - Non Base Insurance	22,578	0	0
7,360	0	0	0	90001 - ATYP Posting (CATS)	0	0	0
3,909	0	0	0	90002 - ATYP On Call (CATS)	0	0	0
0	-4,289	0	0	95102 - Settle Labor	0	0	0
0	0	0	0	95200 - ATYP Clean Up (Cent)	0	0	0
942,338	884,961	870,129	942,963	TOTAL Personnel	1,363,981	0	0
1,456,910	1,005,864	1,792,233	1,739,706	TOTAL FUND 1505: Federal/State Program Fund	29,076,510	0	0

NONDEPARTMENTAL

1505: Federal/State Program Fund

FY14 ADOPTED		FY15 ADOPTED		FY16 ADOPTED		POSITION DETAIL	Salary		FY17 PROPOSED		FY17 APPROVED		FY17 ADOPTED	
FTE	BASE AMT	FTE	BASE AMT	FTE	BASE AMT		MIN	MAX	FTE	BASE AMT	FTE	BASE AMT	FTE	BASE AMT
0.50	20,658	0.50	21,919	0.00	0	6020-Program Technician	19.26	23.71	0.00	0	0.00	0	0.00	0
0.00	0	0.00	0	0.50	27,958	6021-Program Specialist	25.92	31.88	1.70	103,030	0.00	0	0.00	0
4.00	258,763	2.00	140,780	2.00	146,903	6088-Program Specialist/Sr	30.92	38.07	4.00	271,806	0.00	0	0.00	0
3.70	290,083	4.00	296,999	3.80	307,654	9400-Staff Assistant	N/A	N/A	3.00	228,261	0.00	0	0.00	0
0.50	44,760	0.00	0	0.00	0	9615-Program Manager 1	31.47	48.58	1.00	65,716	0.00	0	0.00	0
0.00	0	0.00	0	0.00	0	SALARY/ACTG ADJUSTMENTS	N/A	N/A	0.00	77,244	0.00	0	0.00	0
8.70	614,264	6.50	459,698	6.30	482,515	TOTAL BUDGET			9.70	746,057	0.00	0	0.00	0

Nondepartmental

FUND 1506: County School Fund

FY14 ACTUAL	FY15 ACTUAL	FY16 ADOPTED	FY16 REVISED	EXPENDITURE DETAIL	FY17 PROPOSED	FY17 APPROVED	FY17 ADOPTED
71,179	71,315	77,230	77,230	60160 - Pass-Thru & Pgm Supt	80,300	0	0
0	0	0	0	60170 - Professional Svcs	0	0	0
71,179	71,315	77,230	77,230	TOTAL Contractual Services	80,300	0	0
71,179	71,315	77,230	77,230	TOTAL FUND 1506: County School Fund	80,300	0	0

Nondepartmental

FUND 1511: Special Excise Taxes Fund

FY14 ACTUAL	FY15 ACTUAL	FY16 ADOPTED	FY16 REVISED	EXPENDITURE DETAIL	FY17 PROPOSED	FY17 APPROVED	FY17 ADOPTED
28,306,241	34,461,466	37,146,403	37,146,403	60160 - Pass-Thru & Pgm Supt	42,177,226	0	0
28,306,241	34,461,466	37,146,403	37,146,403	TOTAL Contractual Services	42,177,226	0	0
28,306,241	34,461,466	37,146,403	37,146,403	TOTAL FUND 1511: Special Excise Taxes Fund	42,177,226	0	0

Nondepartmental

FUND 1518: Oregon Historical Society Levy Fund

FY14 ACTUAL	FY15 ACTUAL	FY16 ADOPTED	FY16 REVISED	EXPENDITURE DETAIL	FY17 PROPOSED	FY17 APPROVED	FY17 ADOPTED
1,689,911	1,989,820	2,114,643	2,414,643	60160 - Pass-Thru & Pgm Supt	2,596,778	0	0
1,689,911	1,989,820	2,114,643	2,414,643	TOTAL Contractual Services	2,596,778	0	0
0	7,500	7,500	7,500	60350 - Central Indirect	7,500	0	0
0	7,500	7,500	7,500	TOTAL Internal Services	7,500	0	0
1,689,911	1,997,320	2,122,143	2,422,143	TOTAL FUND 1518: Oregon Historical Society Levy Fund	2,604,278	0	0

Nondepartmental

FUND 1519: Video Lottery Fund

FY14 ACTUAL	FY15 ACTUAL	FY16 ADOPTED	FY16 REVISED	EXPENDITURE DETAIL	FY17 PROPOSED	FY17 APPROVED	FY17 ADOPTED
70,000	0	0	0	60160 - Pass-Thru & Pgm Supt	1,414,642	0	0
203,990	250,000	250,000	250,000	60170 - Professional Svcs	1,072,500	0	0
273,990	250,000	250,000	250,000	TOTAL Contractual Services	2,487,142	0	0
485	0	0	0	60370 - Intl Svc Telephone	0	0	0
7,022	0	0	0	60380 - Intl Svc Data Proc	0	0	0
2,290	0	0	0	60410 - Intl Svc Motor Pool	0	0	0
6,264	0	0	0	60430 - Intl Svc Bldg Mgmt	0	0	0
60	0	0	0	60440 - Intl Svc Other	0	0	0
392,088	392,088	392,089	392,089	60450 - IntlSvcReimbCapDebRe	392,089	0	0
1,344	0	0	0	95430 - Settle Bldg Mgmt Svc	0	0	0
409,553	392,088	392,089	392,089	TOTAL Internal Services	392,089	0	0
43	0	0	0	60180 - Printing	0	0	0
715	0	0	0	60200 - Communications	0	0	0
196	0	0	0	60210 - Rentals	0	0	0
12,144	0	25,000	25,000	60240 - Supplies	27,060	0	0
0	0	0	0	60260 - Travel & Training	0	0	0
113	0	0	0	60270 - Local Travel/Mileage	0	0	0
25,000	0	0	0	60340 - Dues & Subscriptions	0	0	0
38,210	0	25,000	25,000	TOTAL Materials & Supplies	27,060	0	0
84,387	0	0	0	60000 - Permanent	65,000	0	0
54,750	0	83,600	83,600	60100 - Temporary	0	0	0
27,940	0	0	0	60130 - Salary Related Expns	19,961	0	0
19,092	0	7,600	7,600	60135 - Non Base Fringe	0	0	0
18,739	0	0	0	60140 - Insurance Benefits	19,551	0	0
16,715	0	3,800	3,800	60145 - Non Base Insurance	0	0	0
7,595	0	0	0	90001 - ATYP Posting (CATS)	0	0	0
229,217	0	95,000	95,000	TOTAL Personnel	104,512	0	0
950,971	642,088	762,089	762,089	TOTAL FUND 1519: Video Lottery Fund	3,010,803	0	0

NONDEPARTMENTAL

1519: Video Lottery Fund

FY14 ADOPTED		FY15 ADOPTED		FY16 ADOPTED		POSITION DETAIL	Salary		FY17 PROPOSED		FY17 APPROVED		FY17 ADOPTED	
FTE	BASE AMT	FTE	BASE AMT	FTE	BASE AMT		MIN	MAX	FTE	BASE AMT	FTE	BASE AMT	FTE	BASE AMT
1.00	92,614	0.00	0	0.00	0	9400-Staff Assistant	N/A	N/A	0.70	35,894	0.00	0	0.00	0
0.00	0	0.00	0	0.00	0	SALARY/ACTG ADJUSTMENTS	N/A	N/A	0.00	29,106	0.00	0	0.00	0
1.00	92,614	0.00	0	0.00	0	TOTAL BUDGET			0.70	65,000	0.00	0	0.00	0

Nondepartmental

FUND 2002: Capital Debt Retirement Fund

FY14 ACTUAL	FY15 ACTUAL	FY16 ADOPTED	FY16 REVISED	EXPENDITURE DETAIL	FY17 PROPOSED	FY17 APPROVED	FY17 ADOPTED
119,098	1,525	3,000	3,000	60170 - Professional Svcs	3,000	0	0
119,098	1,525	3,000	3,000	TOTAL Contractual Services	3,000	0	0
37,249,101	12,107,003	9,916,932	9,916,932	60490 - Principal	10,972,613	0	0
8,711,840	7,171,663	7,092,158	7,092,158	60500 - Interest	6,607,604	0	0
45,960,941	19,278,666	17,009,090	17,009,090	TOTAL Debt Service	17,580,217	0	0
0	0	0	0	60410 - Intl Svc Motor Pool	0	0	0
0	0	0	0	TOTAL Internal Services	0	0	0
46,080,039	19,280,191	17,012,090	17,012,090	TOTAL FUND 2002: Capital Debt Retirement Fund	17,583,217	0	0

Nondepartmental

FUND 2003: General Obligation Bond Sinking Fund

FY14 ACTUAL	FY15 ACTUAL	FY16 ADOPTED	FY16 REVISED	EXPENDITURE DETAIL	FY17 PROPOSED	FY17 APPROVED	FY17 ADOPTED
7,210,000	6,155,000	5,665,000	5,665,000	60490 - Principal	5,905,000	0	0
950,800	616,675	349,500	349,500	60500 - Interest	118,100	0	0
8,160,800	6,771,675	6,014,500	6,014,500	TOTAL Debt Service	6,023,100	0	0
8,160,800	6,771,675	6,014,500	6,014,500	TOTAL FUND 2003: General Obligation Bond Sinking Fund	6,023,100	0	0

Nondepartmental

FUND 2004: PERS Bond Sinking Fund

FY14 ACTUAL	FY15 ACTUAL	FY16 ADOPTED	FY16 REVISED	EXPENDITURE DETAIL	FY17 PROPOSED	FY17 APPROVED	FY17 ADOPTED
0	0	0	0	60160 - Pass-Thru & Pgm Supt	25,000,000	0	0
450	450	1,000	1,000	60170 - Professional Svcs	1,000	0	0
450	450	1,000	1,000	TOTAL Contractual Services	25,001,000	0	0
4,471,921	4,468,962	6,844,944	6,844,944	60490 - Principal	16,985,000	0	0
13,564,679	14,617,638	13,341,656	13,341,656	60500 - Interest	4,358,067	0	0
18,036,600	19,086,600	20,186,600	20,186,600	TOTAL Debt Service	21,343,067	0	0
18,037,050	19,087,050	20,187,600	20,187,600	TOTAL FUND 2004: PERS Bond Sinking Fund	46,344,067	0	0

Nondepartmental

FUND 3500: Risk Management Fund

FY14 ACTUAL	FY15 ACTUAL	FY16 ADOPTED	FY16 REVISED	EXPENDITURE DETAIL	FY17 PROPOSED	FY17 APPROVED	FY17 ADOPTED
500	1,382	0	0	60160 - Pass-Thru & Pgm Supt	0	0	0
16,846	10,570	25,000	25,000	60170 - Professional Svcs	25,000	0	0
17,346	11,952	25,000	25,000	TOTAL Contractual Services	25,000	0	0
15,686	7,279	12,677	12,677	60370 - Intl Svc Telephone	16,657	0	0
211,449	221,718	167,989	167,989	60380 - Intl Svc Data Proc	147,729	0	0
855	851	1,026	1,026	60410 - Intl Svc Motor Pool	1,872	0	0
258,628	277,186	278,330	278,330	60430 - Intl Svc Bldg Mgmt	321,619	0	0
0	120	0	0	60440 - Intl Svc Other	0	0	0
26,989	27,113	36,848	36,848	60460 - Intl Svc Dist/Postge	33,340	0	0
6,780	74,594	0	0	95430 - Settle Bldg Mgmt Svc	0	0	0
520,387	608,862	496,870	496,870	TOTAL Internal Services	521,217	0	0
5,324	7,068	5,100	5,100	60180 - Printing	7,000	0	0
12,433	6,065	6,622	6,622	60200 - Communications	6,000	0	0
0	0	5,000	5,000	60220 - Repairs and Maint	9,000	0	0
137	0	0	0	60230 - Postage	0	0	0
6,298	21,900	23,817	15,087	60240 - Supplies	24,000	0	0
10,049	7,553	20,000	13,896	60260 - Travel & Training	25,770	0	0
374	42	2,000	2,000	60270 - Local Travel/Mileage	2,000	0	0
39,052	39,862	25,000	25,000	60290 - Software Lic / Maint	50,000	0	0
20	0	0	0	60330 - Claims Paid	0	0	0
22,418	22,325	50,000	50,000	60340 - Dues & Subscriptions	50,000	0	0
-8,320	-1,872	0	0	95101 - Settle Matrl & Svcs	0	0	0
87,785	102,943	137,539	122,705	TOTAL Materials & Supplies	173,770	0	0
2,071,938	2,277,611	2,674,046	2,684,917	60000 - Permanent	2,915,945	0	0
6,938	5,580	10,000	10,000	60100 - Temporary	0	0	0
132	0	0	0	60110 - Overtime	0	0	0
671,807	683,350	857,697	860,926	60130 - Salary Related Expns	975,605	0	0
581	768	837	837	60135 - Non Base Fringe	0	0	0
434,481	448,055	534,298	535,032	60140 - Insurance Benefits	586,856	0	0
233	174	175	175	60145 - Non Base Insurance	0	0	0
3,186,108	3,415,537	4,077,053	4,091,887	TOTAL Personnel	4,478,406	0	0
3,811,627	4,139,294	4,736,462	4,736,462	TOTAL FUND 3500: Risk Management Fund	5,198,393	0	0

NONDEPARTMENTAL

3500: Risk Management Fund

FY14 ADOPTED		FY15 ADOPTED		FY16 ADOPTED		POSITION DETAIL	Salary		FY17 PROPOSED		FY17 APPROVED		FY17 ADOPTED	
FTE	BASE AMT	FTE	BASE AMT	FTE	BASE AMT		MIN	MAX	FTE	BASE AMT	FTE	BASE AMT	FTE	BASE AMT
1.00	49,257	0.00	0	0.00	0	6002-Office Assistant/Sr	18.69	23.01	0.00	0	0.00	0	0.00	0
1.00	47,889	1.00	49,422	1.00	52,584	6054-Administrative Assistant	21.72	26.66	1.00	54,768	0.00	0	0.00	0
0.00	0	1.00	37,930	1.00	40,202	9002-Legal Assistant 1/NR	17.52	24.53	1.00	47,071	0.00	0	0.00	0
3.00	156,648	3.00	145,707	3.00	150,920	9003-Legal Assistant 2/NR	19.31	27.03	1.00	56,434	0.00	0	0.00	0
1.00	62,053	1.00	44,738	1.00	46,036	9004-Legal Assistant, SR/NR	22.38	31.33	3.00	177,021	0.00	0	0.00	0
1.00	66,490	0.80	52,719	0.80	54,249	9054-Paralegal	23.54	32.96	0.80	55,061	0.00	0	0.00	0
0.00	0	1.00	87,577	1.00	97,463	9060-Asst County Attorney 1	31.70	47.55	1.00	100,416	0.00	0	0.00	0
6.00	567,052	6.00	593,503	4.00	433,191	9190-Asst County Attorney 2	36.29	54.44	3.00	334,720	0.00	0	0.00	0
8.00	905,391	7.00	870,975	11.00	1,441,790	9440-Asst County Attorney, Senior	47.48	75.97	13.00	1,721,729	0.00	0	0.00	0
1.00	170,217	1.00	178,157	1.00	188,826	9510-County Attorney	68.25	109.20	1.00	197,414	0.00	0	0.00	0
1.00	156,778	1.00	164,026	1.00	168,785	9631-Deputy County Attorney	51.28	82.05	1.00	171,311	0.00	0	0.00	0
0.00	0	0.00	49,675	0.00	0	SALARY/ACTG ADJUSTMENTS	N/A	N/A	0.00	0	0.00	0	0.00	0
23.00	2,181,775	22.80	2,274,429	24.80	2,674,046	TOTAL BUDGET			25.80	2,915,945	0.00	0	0.00	0

Sheriff

FUND 1000: General Fund

FY14 ACTUAL	FY15 ACTUAL	FY16 ADOPTED	FY16 REVISED	EXPENDITURE DETAIL	FY17 PROPOSED	FY17 APPROVED	FY17 ADOPTED
189,502	1,043,128	1,080,595	1,080,595	60550 - Capital Equipment	590,095	0	0
0	0	0	0	95109 - Settle Capital	0	0	0
189,502	1,043,128	1,080,595	1,080,595	TOTAL Capital Outlay	590,095	0	0
0	0	52,470	52,470	60160 - Pass-Thru & Pgm Supt	52,470	0	0
672,694	810,218	612,084	612,084	60170 - Professional Svcs	666,126	0	0
672,694	810,218	664,554	664,554	TOTAL Contractual Services	718,596	0	0
202,512	142,587	191,752	191,752	60370 - Intl Svc Telephone	188,860	0	0
3,162,608	2,824,822	3,076,413	3,076,413	60380 - Intl Svc Data Proc	3,082,904	0	0
1,825,869	1,878,493	1,960,353	1,960,353	60410 - Intl Svc Motor Pool	2,246,221	0	0
435,027	495,234	377,660	377,660	60420 - Intl Svc Electronics	0	0	0
7,456,668	8,102,014	8,562,235	8,562,235	60430 - Intl Svc Bldg Mgmt	9,059,267	0	0
18,860	20,695	0	0	60440 - Intl Svc Other	0	0	0
126,539	140,829	130,620	130,620	60460 - Intl Svc Dist/Postge	171,281	0	0
50	0	0	0	95107 - Settle Int Svc Expenses	0	0	0
226,778	365,896	0	0	95430 - Settle Bldg Mgmt Svc	0	0	0
13,454,911	13,970,569	14,299,033	14,299,033	TOTAL Internal Services	14,748,533	0	0
120,194	138,425	150,483	150,483	60180 - Printing	154,790	0	0
2,214	5,525	1,345	1,345	60190 - Utilities	1,345	0	0
741,073	1,064,444	1,193,863	1,193,863	60200 - Communications	1,113,769	0	0
89,430	67,234	103,289	103,289	60210 - Rentals	103,203	0	0
94,257	89,521	594,550	594,550	60220 - Repairs and Maint	711,793	0	0
1,293	1,533	3,951	3,951	60230 - Postage	3,951	0	0
1,508,356	2,213,604	2,321,305	2,336,601	60240 - Supplies	2,261,823	0	0
0	0	0	0	60246 - Med&Dental Supplies	0	0	0
2,619,145	2,550,835	2,837,098	2,837,098	60250 - Food	2,829,382	0	0
92,600	108,429	264,433	264,433	60260 - Travel & Training	263,562	0	0
3,392	8,476	49,622	49,622	60270 - Local Travel/Mileage	49,460	0	0
301,895	234,643	266,391	266,391	60290 - Software Lic / Maint	266,391	0	0
0	25,000	0	0	60330 - Claims Paid	0	0	0
8,663	21,027	11,436	11,436	60340 - Dues & Subscriptions	11,436	0	0
0	0	0	0	60610 - Loss-Inv Revaluation	0	0	0
0	-193	0	0	60615 - Physical Inventory Adjustment	0	0	0
0	-5	0	0	60620 - Inventory Cost Difference	0	0	0
0	702	0	0	60660 - Goods Issue	0	0	0
-19	-2	0	0	60680 - Cash Discounts Taken	0	0	0
182	0	0	0	92002 - Equipment Use	0	0	0
0	0	0	0	95001 - Billed To 3rd Party	0	0	0
-2,295	-2,227	0	0	95101 - Settle Matrl & Svcs	0	0	0
310	20	0	0	95110 - Settle Inv Acct	0	0	0
5,580,691	6,526,991	7,797,766	7,813,062	TOTAL Materials & Supplies	7,770,905	0	0
44,746,270	46,369,117	51,431,802	51,595,981	60000 - Permanent	51,834,504	0	0
513,312	565,736	270,805	270,805	60100 - Temporary	270,319	0	0

Sheriff

FUND 1000: General Fund

FY14 ACTUAL	FY15 ACTUAL	FY16 ADOPTED	FY16 REVISED	EXPENDITURE DETAIL	FY17 PROPOSED	FY17 APPROVED	FY17 ADOPTED
7,022,208	6,309,736	4,959,960	4,972,525	60110 - Overtime	4,909,782	0	0
1,494,999	1,555,233	1,259,895	1,259,895	60120 - Premium	1,248,354	0	0
20,852,872	19,872,331	20,782,846	20,844,342	60130 - Salary Related Expns	21,975,641	0	0
85,415	86,605	22,666	22,666	60135 - Non Base Fringe	22,682	0	0
14,239,088	14,231,415	15,507,550	15,556,191	60140 - Insurance Benefits	16,028,845	0	0
31,402	34,910	12,185	12,185	60145 - Non Base Insurance	11,757	0	0
-194,308	-275,657	0	0	90001 - ATYP Posting (CATS)	0	0	0
0	0	0	0	90002 - ATYP On Call (CATS)	0	0	0
-178,147	-99,508	0	0	92001 - Sheriff Office OT (CATS)	0	0	0
-1,855	0	0	0	93002 - Assess Labor	0	0	0
23,642	191,658	0	0	95102 - Settle Labor	0	0	0
88,634,897	88,841,575	94,247,709	94,534,590	TOTAL Personnel	96,301,884	0	0
108,532,696	111,192,481	118,089,657	118,391,834	TOTAL FUND 1000: General Fund	120,130,013	0	0

SHERIFF

1000: General Fund

FY14 ADOPTED		FY15 ADOPTED		FY16 ADOPTED		POSITION DETAIL	Salary		FY17 PROPOSED		FY17 APPROVED		FY17 ADOPTED	
FTE	BASE AMT	FTE	BASE AMT	FTE	BASE AMT		MIN	MAX	FTE	BASE AMT	FTE	BASE AMT	FTE	BASE AMT
15.00	1,412,824	15.00	1,441,299	16.37	1,608,040	2005-Sergeant	35.79	49.28	18.37	1,848,094	0.00	0	0.00	0
61.30	4,538,146	63.60	4,648,939	78.60	5,745,697	2025-Deputy Sheriff	28.20	39.30	79.85	6,246,186	0.00	0	0.00	0
345.62	25,511,099	345.62	25,112,173	348.42	25,992,271	2029-Corrections Officer	27.65	38.83	335.68	25,384,591	0.00	0	0.00	0
32.10	3,041,138	32.10	3,039,706	32.10	3,091,790	4055-Corrections Sergeant	36.71	48.84	33.10	3,185,473	0.00	0	0.00	0
1.00	147,882	1.00	151,648	1.00	154,533	5004-Sheriff	75.12	75.12	1.00	156,852	0.00	0	0.00	0
5.00	195,435	5.00	191,009	6.00	232,114	6001-Office Assistant 2	16.16	19.85	6.00	242,163	0.00	0	0.00	0
9.90	447,164	8.90	387,754	7.90	357,075	6002-Office Assistant/Sr	18.69	23.01	7.90	356,774	0.00	0	0.00	0
3.50	189,820	3.00	170,152	4.00	246,373	6022-Program Coordinator	25.92	31.88	4.00	252,656	0.00	0	0.00	0
1.00	68,570	1.00	69,618	1.00	58,474	6026-Budget Analyst	28.32	34.82	1.00	59,124	0.00	0	0.00	0
4.00	170,952	4.00	168,432	4.00	177,042	6027-Finance Technician	18.69	23.01	4.00	177,980	0.00	0	0.00	0
1.00	52,492	2.00	101,413	2.00	101,890	6029-Finance Specialist 1	21.72	26.66	1.00	46,881	0.00	0	0.00	0
1.00	60,886	1.00	61,812	1.00	63,849	6030-Finance Specialist 2	25.14	30.92	1.00	59,566	0.00	0	0.00	0
1.00	63,406	1.00	66,228	1.00	70,474	6032-Finance Specialist/Sr	28.32	34.82	2.00	133,753	0.00	0	0.00	0
1.00	64,603	1.00	65,585	1.00	55,062	6033-Administrative Analyst	26.66	32.81	1.00	55,675	0.00	0	0.00	0
3.00	243,723	3.00	233,764	3.00	227,698	6087-Research/Evaluation Analyst/Sr	33.78	41.57	3.00	248,698	0.00	0	0.00	0
22.37	1,167,956	22.37	1,164,331	21.70	1,134,050	6107-Equipment/Property Technician	21.72	26.66	21.70	1,151,389	0.00	0	0.00	0
3.00	157,476	3.00	159,875	3.00	165,186	6108-Logistics Evidence Tech	21.72	26.66	3.00	167,025	0.00	0	0.00	0
1.00	67,263	1.00	69,618	1.00	71,911	6111-Procurement Analyst/Sr	28.32	34.82	1.00	72,711	0.00	0	0.00	0
0.00	0	0.00	0	0.67	31,530	6115-Procurement Associate	21.07	25.92	0.67	32,845	0.00	0	0.00	0
46.00	2,140,405	46.00	2,139,509	47.00	2,227,995	6150-Mcso Records Technician	19.85	24.43	47.00	2,243,852	0.00	0	0.00	0
6.00	333,052	6.00	342,751	6.00	357,307	6151-Mcso Records Coordinator	23.71	29.16	6.00	353,127	0.00	0	0.00	0
1.00	57,420	1.00	58,300	1.00	60,221	6182-Fleet Maintenance Technician 3	23.71	29.16	1.00	60,891	0.00	0	0.00	0
1.00	37,918	1.00	38,505	1.00	39,774	6245-Sewing Specialist	15.67	19.26	1.00	40,216	0.00	0	0.00	0
2.00	116,224	4.00	215,617	2.00	119,131	6248-Background Investigator	25.92	31.88	2.00	116,218	0.00	0	0.00	0
1.00	71,618	1.00	72,140	1.00	71,977	6256-Civil Deputy/Sr	28.60	36.22	0.00	0	0.00	0	0.00	0
40.10	1,764,155	39.10	1,726,912	39.10	1,776,369	6258-Facility Security Officer	19.26	23.71	39.10	1,792,804	0.00	0	0.00	0
3.00	178,149	3.00	180,967	3.00	188,514	6259-Civil Deputy	23.96	30.54	3.00	191,316	0.00	0	0.00	0
2.00	137,140	2.00	139,235	2.00	143,822	6264-Corrections Hearings Officer	28.32	34.82	2.00	145,422	0.00	0	0.00	0
4.00	197,843	4.00	197,579	4.00	204,086	6266-Corrections Technician	21.07	25.92	4.00	216,480	0.00	0	0.00	0
15.00	954,435	15.00	964,145	15.00	989,695	6268-Corrections Counselor	26.66	32.81	15.00	981,947	0.00	0	0.00	0
2.00	90,498	2.00	93,179	2.00	97,626	6280-Investigative Technician	19.85	24.43	2.00	90,582	0.00	0	0.00	0
1.00	78,602	1.00	79,739	2.00	161,469	6405-Development Analyst	35.87	44.13	1.00	74,888	0.00	0	0.00	0

SHERIFF

1000: General Fund

FY14 ADOPTED		FY15 ADOPTED		FY16 ADOPTED		POSITION DETAIL	Salary		FY17 PROPOSED		FY17 APPROVED		FY17 ADOPTED	
FTE	BASE AMT	FTE	BASE AMT	FTE	BASE AMT		MIN	MAX	FTE	BASE AMT	FTE	BASE AMT	FTE	BASE AMT
0.00	0	0.00	0	0.00	0	6406-Development Analyst/Sr	42.86	52.69	1.00	93,754	0.00	0	0.00	0
1.00	103,732	1.00	105,326	1.00	108,796	6412-Systems Administrator/Sr	42.86	52.68	1.00	110,006	0.00	0	0.00	0
5.00	407,529	5.00	418,713	5.00	440,185	6414-Systems Administrator	36.95	45.45	5.00	450,209	0.00	0	0.00	0
2.00	119,164	2.00	131,270	2.00	139,132	9001-Legislative/Admin Secretary	N/A	N/A	2.00	148,634	0.00	0	0.00	0
1.00	72,124	1.00	72,517	1.00	74,621	9005-Administrative Analyst, Senior	25.91	36.27	1.00	75,738	0.00	0	0.00	0
0.00	0	0.00	0	0.00	0	9007-Chaplain	22.38	31.33	1.00	65,417	0.00	0	0.00	0
0.00	0	0.00	0	0.00	0	9041-Research Scientist	31.70	47.55	1.00	66,193	0.00	0	0.00	0
0.00	0	2.00	88,231	2.00	95,866	9061-Human Resources Technician	20.31	28.43	2.00	90,938	0.00	0	0.00	0
1.00	62,040	1.00	64,250	1.00	67,811	9080-Human Resources Analyst 1	23.54	32.96	1.00	68,826	0.00	0	0.00	0
1.00	83,452	0.00	0	1.00	61,670	9202-MCSO Corrections Program Admin	29.98	41.97	1.00	90,059	0.00	0	0.00	0
1.00	108,252	1.00	108,843	1.00	112,001	9336-Finance Manager	36.29	54.44	1.00	113,677	0.00	0	0.00	0
3.50	280,630	3.50	286,892	3.50	298,030	9361-Program Supervisor	27.20	41.97	4.00	290,328	0.00	0	0.00	0
1.00	101,169	1.00	101,721	1.00	102,682	9364-Manager 2	33.92	50.88	1.00	97,602	0.00	0	0.00	0
1.00	65,000	1.00	65,000	1.00	85,265	9400-Staff Assistant	N/A	N/A	1.00	89,141	0.00	0	0.00	0
1.00	106,134	1.00	109,914	1.00	116,496	9452-IT Manager 1	39.20	58.80	1.00	121,791	0.00	0	0.00	0
0.00	0	1.00	94,358	0.00	0	9615-Program Manager 1	31.47	48.58	0.00	0	0.00	0	0.00	0
1.00	104,912	1.00	108,649	1.00	115,156	9621-Human Resources Manager 2	39.20	58.80	1.00	120,390	0.00	0	0.00	0
3.00	406,171	3.00	420,640	3.00	442,962	9625-Chief Deputy	47.48	75.97	3.00	468,850	0.00	0	0.00	0
1.00	141,979	1.00	142,754	1.00	155,842	9626-Undersheriff	47.48	75.97	1.00	158,621	0.00	0	0.00	0
6.00	760,359	6.00	787,443	6.66	883,268	9627-Captain	43.96	70.34	8.00	1,040,552	0.00	0	0.00	0
0.00	0	0.00	0	1.00	39,716	9634-Administrative Specialist/Nr	19.31	27.03	1.00	53,403	0.00	0	0.00	0
9.00	1,000,565	9.00	984,887	9.00	1,020,005	9647-Lieutenant/Corrections	39.20	58.80	8.00	956,969	0.00	0	0.00	0
3.00	209,011	3.00	212,927	3.00	223,281	9670-Human Resources Analyst 2	25.88	38.82	3.00	219,426	0.00	0	0.00	0
4.00	447,394	4.00	461,075	4.00	479,999	9705-Lieutenant	39.20	58.80	5.00	532,004	0.00	0	0.00	0
1.00	87,614	1.00	88,092	1.00	90,648	9710-Management Assistant	31.47	44.06	0.00	0	0.00	0	0.00	0
0.00	-128,928	0.00	0	0.00	0	9998-Salary/Actg Adjustments	N/A	N/A	0.00	0	0.00	0	0.00	0
0.00	0	0.00	335,135	0.00	255,325	SALARY/ACTG ADJUSTMENTS	N/A	N/A	0.00	125,797	0.00	0	0.00	0
682.39	48,296,597	687.19	48,740,571	709.02	51,431,802	TOTAL BUDGET			702.37	51,834,504	0.00	0	0.00	0

Sheriff

FUND 1505: Federal/State Program Fund

FY14 ACTUAL	FY15 ACTUAL	FY16 ADOPTED	FY16 REVISED	EXPENDITURE DETAIL	FY17 PROPOSED	FY17 APPROVED	FY17 ADOPTED
331,850	110,446	240,095	240,095	60550 - Capital Equipment	0	0	0
331,850	110,446	240,095	240,095	TOTAL Capital Outlay	0	0	0
73	331	0	0	60160 - Pass-Thru & Pgm Supt	0	0	0
18,485	54,337	135,000	135,000	60170 - Professional Svcs	33,180	0	0
18,558	54,668	135,000	135,000	TOTAL Contractual Services	33,180	0	0
210,409	228,943	254,865	261,077	60350 - Central Indirect	263,992	0	0
545,631	561,596	553,884	567,409	60355 - Dept Indirect	667,982	0	0
8,806	8,739	0	0	60410 - Intl Svc Motor Pool	0	0	0
0	3,594	0	0	60440 - Intl Svc Other	0	0	0
0	-3,594	0	0	95107 - Settle Int Svc Expenses	0	0	0
764,846	799,278	808,749	828,486	TOTAL Internal Services	931,974	0	0
0	99	0	0	60180 - Printing	0	0	0
57,381	2,347	0	0	60200 - Communications	5,000	0	0
0	0	4,067	4,067	60210 - Rentals	4,065	0	0
65,390	8,027	39,769	39,769	60240 - Supplies	68,113	0	0
1,808	6,785	0	0	60250 - Food	0	0	0
21,405	16,871	2,717	5,717	60260 - Travel & Training	35,717	0	0
0	5,528	0	0	60280 - Insurance	0	0	0
0	16,967	0	0	60290 - Software Lic / Maint	5,000	0	0
0	207	0	0	60340 - Dues & Subscriptions	0	0	0
0	0	0	0	95001 - Billed To 3rd Party	0	0	0
0	67	0	0	95101 - Settle Matrl & Svcs	0	0	0
145,984	56,898	46,553	49,553	TOTAL Materials & Supplies	117,895	0	0
4,971,177	5,001,788	5,331,404	5,400,587	60000 - Permanent	5,506,250	0	0
803,895	897,073	892,671	995,707	60110 - Overtime	948,367	0	0
781	0	998	998	60120 - Premium	10,452	0	0
2,442,251	2,388,214	2,354,924	2,418,897	60130 - Salary Related Expns	2,559,101	0	0
1,274,850	1,456,123	1,523,646	1,550,621	60140 - Insurance Benefits	1,618,208	0	0
61,196	104,766	0	0	90001 - ATYP Posting (CATS)	0	0	0
347,287	256,818	0	0	92001 - Sheriff Office OT (CATS)	0	0	0
0	0	0	0	93002 - Assess Labor	0	0	0
-41,472	-128,406	0	0	95102 - Settle Labor	0	0	0
9,859,966	9,976,375	10,103,643	10,366,810	TOTAL Personnel	10,642,378	0	0
11,121,204	10,997,665	11,334,040	11,619,944	TOTAL FUND 1505: Federal/State Program Fund	11,725,427	0	0

SHERIFF

1505: Federal/State Program Fund

FY14 ADOPTED		FY15 ADOPTED		FY16 ADOPTED		POSITION DETAIL	Salary		FY17 PROPOSED		FY17 APPROVED		FY17 ADOPTED	
FTE	BASE AMT	FTE	BASE AMT	FTE	BASE AMT		MIN	MAX	FTE	BASE AMT	FTE	BASE AMT	FTE	BASE AMT
8.20	603,530	8.05	617,837	8.55	667,748	2025-Deputy Sheriff	28.20	39.30	9.55	783,740	0.00	0	0.00	0
49.00	3,722,531	49.00	3,791,683	50.30	3,998,464	2029-Corrections Officer	27.65	38.83	50.30	4,048,025	0.00	0	0.00	0
6.00	578,544	6.00	582,928	6.00	603,522	4055-Corrections Sergeant	36.71	48.84	6.00	611,892	0.00	0	0.00	0
0.00	0	0.00	0	0.00	0	9202-MCSO Corrections Program Admin	29.98	41.97	1.00	62,593	0.00	0	0.00	0
63.20	4,904,605	63.05	4,992,448	64.85	5,269,734	TOTAL BUDGET			66.85	5,506,250	0.00	0	0.00	0

Sheriff

FUND 1513: Inmate Welfare Fund

FY14 ACTUAL	FY15 ACTUAL	FY16 ADOPTED	FY16 REVISED	EXPENDITURE DETAIL	FY17 PROPOSED	FY17 APPROVED	FY17 ADOPTED
27,729	22,061	0	0	60170 - Professional Svcs	0	0	0
27,729	22,061	0	0	TOTAL Contractual Services	0	0	0
25,053	23,918	27,332	27,332	60350 - Central Indirect	21,814	0	0
65,068	58,672	59,503	59,503	60355 - Dept Indirect	55,197	0	0
8,685	7,540	10,285	10,285	60370 - Intl Svc Telephone	10,130	0	0
2,520	2,889	2,129	2,129	60420 - Intl Svc Electronics	0	0	0
35,050	35,000	35,000	35,000	60440 - Intl Svc Other	35,000	0	0
799	918	1,047	1,047	60460 - Intl Svc Dist/Postge	1,229	0	0
0	0	0	0	95105 - Settle Indirect-Central	0	0	0
0	0	0	0	95107 - Settle Int Svc Expenses	0	0	0
27,258	0	0	0	95430 - Settle Bldg Mgmt Svc	0	0	0
164,433	128,937	135,296	135,296	TOTAL Internal Services	123,370	0	0
6,714	5,387	6,500	6,500	60180 - Printing	6,500	0	0
5,575	6,405	0	0	60190 - Utilities	0	0	0
1,394	1,100	1,100	1,100	60200 - Communications	1,100	0	0
2,026	1,685	0	0	60210 - Rentals	0	0	0
17,280	34,645	3,000	3,000	60220 - Repairs and Maint	3,000	0	0
4,800	4,823	0	0	60230 - Postage	0	0	0
131,188	131,688	96,024	96,024	60240 - Supplies	84,996	0	0
333,917	345,755	263,516	263,516	60250 - Food	324,128	0	0
1,983	0	2,850	2,850	60260 - Travel & Training	2,850	0	0
0	820	2,250	2,250	60270 - Local Travel/Mileage	2,250	0	0
120	0	0	0	60290 - Software Lic / Maint	0	0	0
47,085	81,735	68,195	68,195	60340 - Dues & Subscriptions	0	0	0
-12	-57	0	0	60680 - Cash Discounts Taken	0	0	0
0	0	0	0	95101 - Settle Matrl & Svcs	0	0	0
552,070	613,987	443,435	443,435	TOTAL Materials & Supplies	424,824	0	0
284,707	195,262	294,557	294,557	60000 - Permanent	195,583	0	0
0	9,053	4,009	4,009	60100 - Temporary	4,009	0	0
1,300	320	2,405	2,405	60110 - Overtime	4,255	0	0
6,698	4,041	9,421	9,421	60120 - Premium	5,000	0	0
102,059	66,184	102,605	102,605	60130 - Salary Related Expns	70,349	0	0
0	758	336	336	60135 - Non Base Fringe	336	0	0
107,475	69,537	103,121	103,121	60140 - Insurance Benefits	75,413	0	0
0	528	180	180	60145 - Non Base Insurance	174	0	0
3,500	-1,111	0	0	90001 - ATYP Posting (CATS)	0	0	0
0	-4,813	0	0	95102 - Settle Labor	0	0	0
505,738	339,759	516,634	516,634	TOTAL Personnel	355,119	0	0
1,249,970	1,104,744	1,095,365	1,095,365	TOTAL FUND 1513: Inmate Welfare Fund	903,313	0	0

SHERIFF

1513: Inmate Welfare Fund

FY14 ADOPTED		FY15 ADOPTED		FY16 ADOPTED		POSITION DETAIL	Salary		FY17 PROPOSED		FY17 APPROVED		FY17 ADOPTED	
FTE	BASE AMT	FTE	BASE AMT	FTE	BASE AMT		MIN	MAX	FTE	BASE AMT	FTE	BASE AMT	FTE	BASE AMT
0.10	4,532	0.10	3,822	0.10	4,068	6002-Office Assistant/Sr	18.69	23.01	0.10	4,239	0.00	0	0.00	0
0.50	25,516	1.00	63,720	0.00	0	6022-Program Coordinator	25.92	31.88	0.00	0	0.00	0	0.00	0
1.00	45,985	0.00	0	0.00	0	6029-Finance Specialist 1	21.72	26.66	0.00	0	0.00	0	0.00	0
3.63	182,637	3.63	186,399	3.30	171,500	6107-Equipment/Property Technician	21.72	26.66	3.30	175,167	0.00	0	0.00	0
0.00	0	0.00	0	0.33	15,530	6115-Procurement Associate	21.07	25.92	0.33	16,177	0.00	0	0.00	0
1.00	62,296	1.00	62,635	1.00	64,452	9007-Chaplain	22.38	31.33	0.00	0	0.00	0	0.00	0
0.50	35,537	0.50	36,803	0.50	39,007	9361-Program Supervisor	27.20	41.97	0.00	0	0.00	0	0.00	0
6.73	356,503	6.23	353,379	5.23	294,557	TOTAL BUDGET			3.73	195,583	0.00	0	0.00	0

Sheriff

FUND 1516: Justice Services Special Ops Fund

FY14 ACTUAL	FY15 ACTUAL	FY16 ADOPTED	FY16 REVISED	EXPENDITURE DETAIL	FY17 PROPOSED	FY17 APPROVED	FY17 ADOPTED
45,957	24,987	0	0	60550 - Capital Equipment	0	0	0
45,957	24,987	0	0	TOTAL Capital Outlay	0	0	0
162,802	158,785	99,943	129,951	60160 - Pass-Thru & Pgm Supt	201,949	0	0
57,587	23,737	236,390	236,390	60170 - Professional Svcs	236,389	0	0
220,389	182,522	336,333	366,341	TOTAL Contractual Services	438,338	0	0
68,451	75,358	104,045	104,858	60350 - Central Indirect	102,874	0	0
177,782	184,853	226,516	228,287	60355 - Dept Indirect	260,305	0	0
0	0	0	0	60370 - Intl Svc Telephone	0	0	0
75,875	0	0	0	60410 - Intl Svc Motor Pool	0	0	0
2,273	11,944	2,482	2,482	60430 - Intl Svc Bldg Mgmt	2,692	0	0
0	75	0	0	60440 - Intl Svc Other	0	0	0
11,193	9,807	8,566	8,566	60460 - Intl Svc Dist/Postge	13,300	0	0
0	0	0	0	95430 - Settle Bldg Mgmt Svc	0	0	0
335,574	282,037	341,609	344,193	TOTAL Internal Services	379,171	0	0
2,297	4,173	819	819	60180 - Printing	1,819	0	0
1,111	0	0	0	60190 - Utilities	5,000	0	0
48,204	5,950	190	190	60200 - Communications	190	0	0
3,510	1,080	500	500	60210 - Rentals	500	0	0
10,815	1,037	800	800	60220 - Repairs and Maint	5,300	0	0
363	373	717	717	60230 - Postage	717	0	0
76,355	58,098	124,106	124,106	60240 - Supplies	179,153	0	0
16,500	23,376	22,484	22,484	60260 - Travel & Training	28,398	0	0
0	0	0	0	60280 - Insurance	0	0	0
1,966	25,628	30,000	30,000	60290 - Software Lic / Maint	30,000	0	0
680	341	602	602	60340 - Dues & Subscriptions	660	0	0
0	0	0	0	95001 - Billed To 3rd Party	0	0	0
3,190	2,160	0	0	95101 - Settle Matrl & Svcs	0	0	0
164,991	122,216	180,218	180,218	TOTAL Materials & Supplies	251,737	0	0
1,398,071	1,546,645	1,728,397	1,728,397	60000 - Permanent	1,623,827	0	0
54,049	14,206	58,911	58,911	60100 - Temporary	58,911	0	0
250,501	317,857	221,756	221,756	60110 - Overtime	221,927	0	0
41,399	46,997	30,392	30,392	60120 - Premium	26,570	0	0
650,049	700,957	709,635	709,635	60130 - Salary Related Expns	715,266	0	0
13,544	1,190	4,931	4,931	60135 - Non Base Fringe	4,943	0	0
468,572	519,617	554,974	554,974	60140 - Insurance Benefits	536,699	0	0
3,413	829	2,651	2,651	60145 - Non Base Insurance	2,563	0	0
-5,943	-31,812	0	0	90001 - ATYP Posting (CATS)	0	0	0
-177,800	-160,505	0	0	92001 - Sheriff Office OT (CATS)	0	0	0
22,447	-58,668	0	0	95102 - Settle Labor	0	0	0

FY14 ACTUAL	FY15 ACTUAL	FY16 ADOPTED	FY16 REVISED	EXPENDITURE DETAIL	FY17 PROPOSED	FY17 APPROVED	FY17 ADOPTED
2,718,303	2,897,314	3,311,647	3,311,647	TOTAL Personnel	3,190,706	0	0
3,485,213	3,509,076	4,169,807	4,202,399	TOTAL FUND 1516: Justice Services Special Ops Fund	4,259,952	0	0

SHERIFF

1516: Justice Services Special Ops Fund

FY14 ADOPTED		FY15 ADOPTED		FY16 ADOPTED		POSITION DETAIL	Salary		FY17 PROPOSED		FY17 APPROVED		FY17 ADOPTED	
FTE	BASE AMT	FTE	BASE AMT	FTE	BASE AMT		MIN	MAX	FTE	BASE AMT	FTE	BASE AMT	FTE	BASE AMT
1.00	89,477	1.00	94,753	1.00	101,530	2005-Sergeant	35.79	49.28	1.00	74,733	0.00	0	0.00	0
6.00	452,320	5.85	428,745	6.85	521,619	2025-Deputy Sheriff	28.20	39.30	4.85	398,025	0.00	0	0.00	0
7.00	536,991	7.00	541,669	7.00	560,469	2029-Corrections Officer	27.65	38.83	7.00	567,567	0.00	0	0.00	0
0.50	48,212	0.50	48,577	0.50	45,766	4055-Corrections Sergeant	36.71	48.84	0.50	48,460	0.00	0	0.00	0
0.50	15,911	0.50	16,152	0.50	17,005	6001-Office Assistant 2	16.16	19.85	0.50	16,870	0.00	0	0.00	0
3.00	115,296	3.00	125,240	3.00	133,168	6002-Office Assistant/Sr	18.69	23.01	3.00	137,292	0.00	0	0.00	0
1.00	52,492	1.00	53,292	1.00	55,062	6035-Alarm Ordinance Coordinator	21.72	26.66	1.00	55,675	0.00	0	0.00	0
5.00	233,545	6.00	284,497	6.00	293,778	6258-Facility Security Officer	19.26	23.71	6.00	297,042	0.00	0	0.00	0
0.00	0	0.00	0	0.00	0	SALARY/ACTG ADJUSTMENTS	N/A	N/A	0.00	28,163	0.00	0	0.00	0
24.00	1,544,244	24.85	1,592,925	25.85	1,728,397	TOTAL BUDGET			23.85	1,623,827	0.00	0	0.00	0

Financial Summary – All Funds

Table of Contents

Fund 1000	General Fund	1
Fund 1501	Road Fund.....	11
Fund 1503	Bicycle Path Construction Fund.....	13
Fund 1504	Recreation Fund	15
Fund 1505	Federal/State Program Fund	16
Fund 1506	County School Fund.....	22
Fund 1508	Animal Control Fund.....	23
Fund 1509	Willamette River Bridge Fund	25
Fund 1510	Library Fund.....	27
Fund 1511	Special Excise Taxes Fund.....	29
Fund 1512	Land Corner Preservation Fund.....	30
Fund 1513	Inmate Welfare Fund	32
Fund 1516	Justice Services Special Ops Fund	34
Fund 1518	Oregon Historical Society Levy Fund	37
Fund 1519	Video Lottery Fund	38
Fund 2002	Capital Debt Retirement Fund.....	40
Fund 2003	General Obligation Bond Sinking Fund	42
Fund 2004	PERS Bond Sinking Fund	44
Fund 2500	Downtown Courthouse Capital Fund	45
Fund 2503	Asset Replacement Revolving Fund	47
Fund 2504	Financed Projects Fund	48
Fund 2506	Library Capital Construction Fund.....	49
Fund 2507	Capital Improvement Fund.....	50
Fund 2508	Information Technology Capital Fund.....	52
Fund 2509	Asset Preservation Fund.....	53
Fund 2510	Health Headquarters Capital Fund.....	55
Fund 2511	Sellwood Bridge Replacement Fund	56
Fund 2512	Hansen Building Replacement Fund	58
Fund 3002	Behavioral Health Managed Care Fund	59
Fund 3500	Risk Management Fund.....	61
Fund 3501	Fleet Management Fund	64
Fund 3503	Information Technology Fund	66
Fund 3504	Mail Distribution Fund.....	68
Fund 3505	Facilities Management Fund	70

Financial Summary – All Funds

(This page intentionally left blank)

FUND 1000: GENERAL FUND

FY14 ACTUAL	FY15 ACTUAL	FY16 ADOPTED	FY16 REVISED	REVENUE BY CATEGORY AND CLASS	FY17 PROPOSED	FY17 APPROVED	FY17 ADOPTED
69,955,645	71,894,190	80,421,749	80,421,749	TOTAL BEGINNING WORKING CAPITAL	75,755,150	0	0
TAXES							
851,802	582,384	436,920	436,920	In Lieu of Taxes	261,109	0	0
61,834,194	73,857,491	74,460,000	74,460,000	Income Taxes	79,623,954	0	0
23,400,608	25,971,756	26,240,000	26,240,000	Motor Vehicle Rental Tax	28,218,313	0	0
1,726,627	1,871,342	1,921,098	1,921,098	Penalty & Interest	1,898,645	0	0
4,218,561	4,022,050	5,022,131	5,022,131	Prior Year Taxes	5,212,618	0	0
230,856,907	247,232,117	256,799,378	256,799,378	Property Taxes	271,949,538	0	0
0	15,848	0	0	Transient Lodging Tax	0	0	0
322,888,700	353,552,987	364,879,527	364,879,527		387,164,177	0	0
INTERGOVERNMENTAL							
5,839,521	4,718,318	5,004,083	4,892,651	Federal & State Sources	5,104,568	0	0
0	0	137,266	0	Federal Sources	0	0	0
3,562,594	4,232,390	4,005,908	4,292,789	Local Sources	4,226,216	0	0
3,681,468	3,423,125	3,566,250	3,566,250	State Sources	3,624,656	0	0
13,083,583	12,373,833	12,713,507	12,751,690		12,955,440	0	0
LICENSES & PERMITS							
10,041,004	11,390,251	10,798,892	10,798,892	Licenses	12,557,428	0	0
137,092	157,645	150,100	150,100	Permits	140,100	0	0
10,178,097	11,547,896	10,948,992	10,948,992		12,697,528	0	0
SERVICE CHARGES							
124,086	559,194	953,162	953,162	Elections	1,077,693	0	0
17,506	14,912	0	0	Facilities Management	0	0	0
31,661,854	39,544,552	48,468,480	48,667,958	IG Charges for Services	50,902,857	0	0
-1,034,558	-557,570	0	0	Miscellaneous	0	0	0
2,866,662	783,987	1,240,151	1,240,151	Services Charges	1,463,390	0	0
33,635,550	40,345,074	50,661,793	50,861,271		53,443,940	0	0
1,047,212	1,067,468	1,191,367	1,191,367	TOTAL INTEREST	1,338,260	0	0

FUND 1000: GENERAL FUND

FY14 ACTUAL	FY15 ACTUAL	FY16 ADOPTED	FY16 REVISED	REVENUE BY CATEGORY AND CLASS	FY17 PROPOSED	FY17 APPROVED	FY17 ADOPTED
OTHER							
365,009	380,808	312,843	312,843	Dividends/Refunds	323,741	0	0
476,682	505,683	616,435	616,435	Fines/Forfeitures	708,451	0	0
360,047	296,901	18,946	18,946	Miscellaneous	500	0	0
2,660,022	2,955,431	4,596,212	4,645,432	Nongovernmental Grants	6,631,889	0	0
-4,596	-12,200	0	0	Other Miscellaneous	0	0	0
1,442,941	1,280,911	2,164,590	2,164,590	Sales	1,405,903	0	0
22,246,486	26,189,412	33,013,944	33,284,108	Service Reimbursements	28,943,799	0	0
11,378	7,094	500	500	Trusts	0	0	0
27,557,968	31,604,041	40,723,470	41,042,854		38,014,283	0	0
2,614,320	1,770,000	1,755,000	1,755,000	TOTAL FINANCING SOURCES	1,755,000	0	0
480,961,074	524,155,490	563,295,405	563,852,450	FUND TOTAL	583,123,778	0	0

FUND 1000: GENERAL FUND

FY14 ACTUAL	FY15 ACTUAL	FY16 ADOPTED	FY16 REVISED	EXPENDITURES BY DEPARTMENT	FY17 PROPOSED	FY17 APPROVED	FY17 ADOPTED
COUNTY HUMAN SERVICES							
15,872,732	15,687,766	13,643,443	13,692,890	Personnel	14,686,947	0	0
37,815,595	39,267,176	35,578,911	35,126,451	Contractual Services	30,357,567	0	0
2,677,538	2,850,421	2,679,359	2,677,782	Materials & Supplies	2,799,177	0	0
0	32,415	0	672,002	Capital Outlay	0	0	0
56,365,864	57,837,778	51,901,713	52,169,125		47,843,691	0	0
HEALTH DEPARTMENT							
64,162,312	69,322,349	92,745,767	93,014,892	Personnel	96,115,929	0	0
5,350,418	5,227,049	21,943,847	21,882,141	Contractual Services	17,417,162	0	0
18,096,861	21,176,317	19,925,973	19,957,401	Materials & Supplies	25,854,837	0	0
46,960	121,349	120,000	120,000	Capital Outlay	490,000	0	0
87,656,552	95,847,064	134,735,587	134,974,434		139,877,928	0	0
COMMUNITY JUSTICE							
32,754,554	34,967,539	35,428,894	35,279,624	Personnel	36,820,661	0	0
9,792,473	9,211,692	14,222,677	14,206,698	Contractual Services	13,568,770	0	0
11,669,586	12,068,693	12,878,390	12,818,239	Materials & Supplies	13,405,749	0	0
33,949	10,980	11,000	11,000	Capital Outlay	11,000	0	0
104	0	0	0	Debt Service	0	0	0
54,250,666	56,258,905	62,540,961	62,315,561		63,806,180	0	0

FUND 1000: GENERAL FUND

FY14 ACTUAL	FY15 ACTUAL	FY16 ADOPTED	FY16 REVISED	EXPENDITURES BY DEPARTMENT	FY17 PROPOSED	FY17 APPROVED	FY17 ADOPTED
DISTRICT ATTORNEY							
17,283,051	18,077,947	19,757,359	19,852,897	Personnel	20,836,345	0	0
300,233	304,029	274,770	234,770	Contractual Services	288,550	0	0
2,762,934	2,762,375	2,615,608	2,560,070	Materials & Supplies	3,000,796	0	0
4,162	34,137	0	0	Capital Outlay	0	0	0
20,350,380	21,178,488	22,647,737	22,647,737		24,125,691	0	0
SHERIFF							
88,634,897	88,841,575	94,247,709	94,534,590	Personnel	96,301,884	0	0
672,694	810,218	664,554	664,554	Contractual Services	718,596	0	0
19,035,602	20,497,560	22,096,799	22,112,095	Materials & Supplies	22,519,438	0	0
189,502	1,043,128	1,080,595	1,080,595	Capital Outlay	590,095	0	0
108,532,696	111,192,481	118,089,657	118,391,834		120,130,013	0	0
NONDEPARTMENTAL							
7,526,005	7,866,624	8,970,075	8,970,075	Personnel	10,312,296	0	0
7,995,230	9,139,406	9,999,985	9,999,985	Contractual Services	25,329,357	0	0
6,954,454	7,793,873	7,996,002	7,996,002	Materials & Supplies	9,454,547	0	0
22,475,689	24,799,903	26,966,062	26,966,062		45,096,200	0	0
OVERALL COUNTY							
0	0	0	0	Contractual Services	0	0	0
0	0	0	0		0	0	0
COUNTY MANAGEMENT							
20,969,472	22,062,803	25,449,937	25,509,633	Personnel	26,188,428	0	0
2,820,741	2,639,999	9,421,475	9,360,379	Contractual Services	5,834,418	0	0
5,557,314	5,662,516	6,305,472	6,306,872	Materials & Supplies	6,458,539	0	0
1,405,922	9,726	0	0	Capital Outlay	0	0	0
30,753,449	30,375,044	41,176,884	41,176,884		38,481,385	0	0
COMMUNITY SERVICES							
7,759,304	7,866,024	8,845,611	8,965,622	Personnel	9,634,644	0	0
536,475	648,312	917,691	1,317,691	Contractual Services	743,797	0	0
3,128,098	3,633,818	4,372,491	4,352,480	Materials & Supplies	4,938,335	0	0
12,510	275,193	500,000	500,000	Capital Outlay	0	0	0
11,436,387	12,423,346	14,635,793	15,135,793		15,316,776	0	0
COUNTY ASSETS							
4,644,657	5,083,808	5,436,344	5,436,344	Personnel	5,995,659	0	0
280,712	210,998	57,166	57,166	Contractual Services	39,000	0	0
537,421	721,356	756,114	756,114	Materials & Supplies	734,889	0	0
5,462,790	6,016,162	6,249,624	6,249,624		6,769,548	0	0

FUND 1000: GENERAL FUND							
FY14 ACTUAL	FY15 ACTUAL	FY16 ADOPTED	FY16 REVISED	EXPENDITURES BY DEPARTMENT	FY17 PROPOSED	FY17 APPROVED	FY17 ADOPTED
CASH TRANSFERS TO...							
275,000	0	2,306,627	2,306,627	Asset Preservation Fund	100,000	0	0
226,000	0	0	0	Asset Replacement Revolving Fund	0	0	0
0	0	1,400,000	1,400,000	Capital Debt Retirement Fund	0	0	0
8,586,646	800,000	1,670,557	1,670,557	Capital Improvement Fund	7,500,000	0	0
0	0	0	0	Cash Transfer	0	0	0
0	2,300,000	28,120,000	28,120,000	Downtown Courthouse Capital Fund	19,900,000	0	0
0	1,500,000	0	0	Financed Projects Fund	0	0	0
1,203,958	0	250,000	250,000	Fleet Management Fund	0	0	0
0	1,800,000	0	0	General Fund	0	0	0
0	0	0	0	Hansen Building Replacement Fund	3,000,000	0	0
0	1,000,000	0	0	Health HQ Capital Fund	0	0	0
1,500,000	1,739,000	3,250,000	3,250,000	Information Technology Fund	0	0	0
0	0	0	0	IT Capital Fund	1,479,456	0	0
11,791,604	9,139,000	36,997,184	36,997,184		31,979,456	0	0
CONTINGENCY							
0	0	9,824,693	9,298,696	CONTINGENCY	9,841,927	0	0
0	0	9,824,693	9,298,696		9,841,927	0	0
UNAPPROPRIATED BALANCE							
71,894,190	99,087,321	37,529,510	37,529,510	UNAPPROPRIATED BALANCE	39,854,983	0	0
71,894,190	99,087,321	37,529,510	37,529,510		39,854,983	0	0
480,970,266	524,155,490	563,295,405	563,852,444	FUND TOTAL	583,123,778	0	0

FUND 1000: GENERAL FUND							
FY14 ACTUAL	FY15 ACTUAL	FY16 ADOPTED	FY16 REVISED	REVENUE DETAIL	FY17 PROPOSED	FY17 APPROVED	FY17 ADOPTED
COUNTY HUMAN SERVICES							
216	0	0	0	50190 - IG-OP-Fed Thru St	0	0	0
3,233	2,790	0	0	50200 - IG-OP-Other	0	0	0
128,672	0	0	0	50210 - OP-Nongovt'l Prog	0	0	0
86,362	139,714	0	0	50220 - Licenses & Fees	0	0	0
1,500,025	0	0	0	50235 - Charges For Srvc	0	0	0
356,087	190,404	0	0	50236 - IG-Charges For Srvc	0	0	0
9,768	0	0	0	50280 - Fines & Forfeitures	0	0	0
3,801	662	0	0	50300 - OP-Donations	0	0	0
-46	0	0	0	50310 - Intl Svc Reimburse	0	0	0
-6,415	37,651	0	0	50350 - Write Off	0	0	0
452	1,528	0	0	50360 - Misc Revenue	0	0	0
1,592,348	2,362,040	2,685,308	2,827,720	50370 - Dept Indirect Rev	2,961,941	0	0
3,674,504	2,734,790	2,685,308	2,827,720		2,961,941	0	0

FUND 1000: GENERAL FUND

FY14 ACTUAL	FY15 ACTUAL	FY16 ADOPTED	FY16 REVISED	REVENUE DETAIL	FY17 PROPOSED	FY17 APPROVED	FY17 ADOPTED
HEALTH DEPARTMENT							
0	838,792	0	0	50000 - Beg Working Capital	3,682,043	0	0
0	0	137,266	0	50170 - IG-OP-Direct Fed	0	0	0
6,390	6,184	0	0	50180 - IG-OP-Direct St	0	0	0
0	0	3,000	3,000	50190 - IG-OP-Fed Thru St	3,000	0	0
1,275,796	1,088	111,432	0	50195 - IG-OP-Fed Thru Other	0	0	0
131,352	244,203	67,208	67,208	50200 - IG-OP-Other	0	0	0
2,500,939	2,898,829	4,596,212	4,645,432	50210 - OP-Nongovt'l Prog	6,631,889	0	0
4,078,670	4,817,331	4,482,042	4,482,042	50220 - Licenses & Fees	5,382,478	0	0
2,484	3,249	100	100	50230 - Permits	100	0	0
848,630	211,177	872,951	872,951	50235 - Charges For Srvc	1,096,790	0	0
26,235,831	34,326,470	40,175,833	40,375,311	50236 - IG-Charges For Srvc	42,876,197	0	0
12,662	12,202	0	0	50240 - Property/Space Rntls	0	0	0
0	0	0	0	50250 - Sales To The Public	0	0	0
1,396	515	115,785	115,785	50280 - Fines & Forfeitures	115,225	0	0
49,320	35,761	0	0	50290 - Dividends & Rebates	0	0	0
2,800	0	0	0	50300 - OP-Donations	0	0	0
2,800	4,150	0	0	50302 - Gen-Donations	0	0	0
114,362	165,290	0	0	50310 - Intl Svc Reimburse	0	0	0
713,126	0	0	0	50320 - Cash Trnsfr Revenue	0	0	0
68,089	277,337	0	0	50350 - Write Off	0	0	0
514	198	18,446	18,446	50360 - Misc Revenue	0	0	0
6,159,131	7,234,300	11,570,928	11,656,941	50370 - Dept Indirect Rev	9,827,702	0	0
-1,034,584	-557,570	0	0	50400 - Contra Rev RetDisc	0	0	0
41,169,708	50,519,507	62,151,203	62,237,216		69,615,424	0	0

FUND 1000: GENERAL FUND

FY14 ACTUAL	FY15 ACTUAL	FY16 ADOPTED	FY16 REVISED	REVENUE DETAIL	FY17 PROPOSED	FY17 APPROVED	FY17 ADOPTED
COMMUNITY JUSTICE							
0	0	0	0	50195 - IG-OP-Fed Thru Other	0	0	0
2,836,930	3,416,292	3,383,904	3,383,904	50200 - IG-OP-Other	3,389,979	0	0
10,614	8,642	0	0	50210 - OP-Nongovt'l Prog	0	0	0
1,734	847	1,300	1,300	50220 - Licenses & Fees	0	0	0
27	0	0	0	50221 - Photocopy Charges	0	0	0
1,125	0	0	0	50235 - Charges For Srvc	0	0	0
216,863	192,697	212,706	212,706	50236 - IG-Charges For Srvc	179,826	0	0
161,469	175,099	255,330	255,330	50250 - Sales To The Public	80,603	0	0
173,417	224,059	224,400	224,400	50280 - Fines & Forfeitures	313,626	0	0
0	1,377	0	0	50290 - Dividends & Rebates	0	0	0
332	512	0	0	50300 - OP-Donations	0	0	0
69,592	80,205	0	0	50310 - Intl Svc Reimburse	0	0	0
266,793	-31,173	0	0	50350 - Write Off	0	0	0
611	1,317	0	0	50360 - Misc Revenue	0	0	0
2,100,962	2,049,347	2,548,404	2,475,844	50370 - Dept Indirect Rev	2,472,399	0	0
5,840,467	6,119,220	6,626,044	6,553,484		6,436,433	0	0

DISTRICT ATTORNEY

527	0	0	0	50180 - IG-OP-Direct St	0	0	0
448	2,604	0	0	50210 - OP-Nongovt'l Prog	0	0	0
382,798	384,406	350,000	350,000	50235 - Charges For Srvc	350,000	0	0
2,156	0	0	0	50240 - Property/Space Rntls	0	0	0
29,634	25,608	25,000	25,000	50280 - Fines & Forfeitures	28,000	0	0
125	2,003	0	0	50300 - OP-Donations	0	0	0
15,200	15,200	0	0	50310 - Intl Svc Reimburse	0	0	0
861	-10,432	0	0	50350 - Write Off	0	0	0
-9	0	0	0	50360 - Misc Revenue	0	0	0
118,581	148,186	198,426	198,426	50370 - Dept Indirect Rev	440,840	0	0
550,322	567,575	573,426	573,426		818,840	0	0

FUND 1000: GENERAL FUND

FY14 ACTUAL	FY15 ACTUAL	FY16 ADOPTED	FY16 REVISED	REVENUE DETAIL	FY17 PROPOSED	FY17 APPROVED	FY17 ADOPTED
SHERIFF							
36,931	31,855	0	0	50117 - In Lieu Of Tax-Prog	0	0	0
0	0	0	286,881	50200 - IG-OP-Other	324,237	0	0
464,812	493,454	515,500	515,500	50220 - Licenses & Fees	515,500	0	0
34,740	31,809	11,200	11,200	50235 - Charges For Srvc	10,600	0	0
4,715,302	4,678,907	7,945,289	7,945,289	50236 - IG-Charges For Srvc	7,649,934	0	0
1,407	1,407	0	0	50240 - Property/Space Rntls	0	0	0
31,996	25,624	26,000	26,000	50250 - Sales To The Public	28,300	0	0
12	24	0	0	50270 - Interest Earnings	0	0	0
696	1,540	1,250	1,250	50280 - Fines & Forfeitures	1,600	0	0
1,258	3,539	0	0	50290 - Dividends & Rebates	0	0	0
4,320	3,917	500	500	50300 - OP-Donations	0	0	0
105	339	0	0	50302 - Gen-Donations	0	0	0
548,959	767,600	468,509	468,509	50310 - Intl Svc Reimburse	499,647	0	0
0	10,300	0	0	50340 - Asset Sale Proceeds	0	0	0
-435	-5,583	0	0	50350 - Write Off	0	0	0
4,664	1,649	0	0	50360 - Misc Revenue	0	0	0
788,263	805,121	839,903	855,199	50370 - Dept Indirect Rev	983,484	0	0
-4,596	-12,200	0	0	95104 - Settle All Revenue	0	0	0
6,628,434	6,839,302	9,808,151	10,110,328		10,013,302	0	0
NONDEPARTMENTAL							
250,681	202,667	202,667	202,667	50116 - In Lieu Of Tax-Gen	202,667	0	0
0	0	0	0	50180 - IG-OP-Direct St	0	0	0
0	0	0	0	50190 - IG-OP-Fed Thru St	0	0	0
311,078	25,000	42,796	42,796	50200 - IG-OP-Other	0	0	0
956,460	946,799	995,000	995,000	50220 - Licenses & Fees	995,000	0	0
6,750	0	0	0	50235 - Charges For Srvc	0	0	0
600	0	0	0	50250 - Sales To The Public	0	0	0
602	961	0	0	50290 - Dividends & Rebates	0	0	0
14,179	34,956	0	0	50302 - Gen-Donations	0	0	0
120	69	0	0	50310 - Intl Svc Reimburse	0	0	0
4,156	5,001	0	0	50350 - Write Off	0	0	0
1,231	1,052	0	0	50360 - Misc Revenue	0	0	0
1,545,857	1,216,504	1,240,463	1,240,463		1,197,667	0	0

FUND 1000: GENERAL FUND

FY14 ACTUAL	FY15 ACTUAL	FY16 ADOPTED	FY16 REVISED	REVENUE DETAIL	FY17 PROPOSED	FY17 APPROVED	FY17 ADOPTED
OVERALL COUNTY							
69,526,344	70,801,695	80,269,749	80,269,749	50000 - Beg Working Capital	69,409,107	0	0
230,856,907	247,232,117	256,799,378	256,799,378	50100 - Prop Taxes-Current	271,949,538	0	0
4,218,561	4,022,050	5,022,131	5,022,131	50101 - Prop Taxes-Prior	5,212,618	0	0
542,251	756,814	706,083	706,083	50102 - Prop Taxes-Penalties	706,547	0	0
1,184,376	1,114,528	1,215,015	1,215,015	50103 - Prop Taxes-Interest	1,192,098	0	0
159,013	110,875	0	0	50110 - Tax Title	0	0	0
4,563,509	4,717,230	4,889,651	4,889,651	50112 - Govt Shared-Gen	5,101,568	0	0
282,225	250,169	225,000	225,000	50116 - In Lieu Of Tax-Gen	50,000	0	0
0	0	0	0	50117 - In Lieu Of Tax-Prog	0	0	0
0	15,848	0	0	50120 - Trnsient Lodging Tax	0	0	0
23,400,608	25,971,756	26,240,000	26,240,000	50130 - Motor Veh Rental Tax	28,218,313	0	0
61,800,000	73,825,000	74,460,000	74,460,000	50160 - Business Income Tax	79,623,954	0	0
34,194	62,545	0	0	50165 - Personal Income Tax	0	0	0
250,000	514,105	512,000	512,000	50200 - IG-OP-Other	512,000	0	0
169,296	148,236	0	0	50220 - Licenses & Fees	0	0	0
51,115	60,894	0	0	50235 - Charges For Srvc	0	0	0
12,288	13,704	0	0	50236 - IG-Charges For Srvc	0	0	0
3,619	6,351	0	0	50250 - Sales To The Public	0	0	0
960,239	873,604	1,186,930	1,186,930	50270 - Interest Earnings	1,335,194	0	0
261,770	250,931	250,000	250,000	50280 - Fines & Forfeitures	250,000	0	0
0	2,256	0	0	50302 - Gen-Donations	0	0	0
6,655,201	8,095,813	9,593,619	9,692,622	50310 - Intl Svc Reimburse	6,013,220	0	0
73,694	0	0	0	50320 - Cash Trnsfr Revenue	0	0	0
843	-951	0	0	50350 - Write Off	0	0	0
19,206	5,194	0	0	50360 - Misc Revenue	0	0	0
-49	-1,752	0	0	50370 - Dept Indirect Rev	0	0	0
405,025,211	438,849,014	461,369,556	461,468,559		469,574,157	0	0

FUND 1000: GENERAL FUND

FY14 ACTUAL	FY15 ACTUAL	FY16 ADOPTED	FY16 REVISED	REVENUE DETAIL	FY17 PROPOSED	FY17 APPROVED	FY17 ADOPTED
COUNTY MANAGEMENT							
429,301	253,704	152,000	152,000	50000 - Beg Working Capital	2,664,000	0	0
114,869	10,632	9,253	9,253	50110 - Tax Title	8,442	0	0
3,672,682	3,415,941	3,536,250	3,536,250	50111 - CAFFA	3,624,656	0	0
0	-29,852	0	0	50116 - In Lieu Of Tax-Gen	0	0	0
0	-30,054	0	0	50166 - ITAX-Penalties/Fees	0	0	0
1,000	1,000	0	0	50180 - IG-OP-Direct St	0	0	0
0	0	0	0	50190 - IG-OP-Fed Thru St	0	0	0
0	0	0	0	50200 - IG-OP-Other	0	0	0
497	0	0	0	50210 - OP-Nongovt'l Prog	0	0	0
4,254,970	4,843,870	4,805,050	4,805,050	50220 - Licenses & Fees	5,664,450	0	0
35,134	93,271	0	0	50235 - Charges For Srvc	0	0	0
125,167	142,370	132,152	132,152	50236 - IG-Charges For Srvc	194,400	0	0
1,244,354	1,054,452	1,883,260	1,883,260	50250 - Sales To The Public	1,297,000	0	0
86,960	193,840	4,437	4,437	50270 - Interest Earnings	3,066	0	0
0	3,030	0	0	50280 - Fines & Forfeitures	0	0	0
313,828	339,170	312,843	312,843	50290 - Dividends & Rebates	323,741	0	0
0	3,655	0	0	50302 - Gen-Donations	0	0	0
23,460	37,750	2,580	2,580	50310 - Intl Svc Reimburse	17,180	0	0
432	2,908	0	0	50350 - Write Off	0	0	0
504	747	500	500	50360 - Misc Revenue	500	0	0
10,303,159	10,336,433	10,838,325	10,838,325		13,797,435	0	0

FUND 1000: GENERAL FUND

FY14 ACTUAL	FY15 ACTUAL	FY16 ADOPTED	FY16 REVISED	REVENUE DETAIL	FY17 PROPOSED	FY17 APPROVED	FY17 ADOPTED
COMMUNITY SERVICES							
0	0	0	0	50000 - Beg Working Capital	0	0	0
8,083	6,037	0	0	50116 - In Lieu Of Tax-Gen	0	0	0
868	0	30,000	30,000	50180 - IG-OP-Direct St	0	0	0
30,000	30,000	0	0	50200 - IG-OP-Other	0	0	0
28,451	0	0	0	50220 - Licenses & Fees	0	0	0
134,608	154,396	150,000	150,000	50230 - Permits	140,000	0	0
6,345	2,429	6,000	6,000	50235 - Charges For Srvcs	6,000	0	0
0	0	2,500	2,500	50236 - IG-Charges For Srvcs	2,500	0	0
1,282	1,303	0	0	50240 - Property/Space Rntls	0	0	0
903	19,385	0	0	50250 - Sales To The Public	0	0	0
124,086	559,194	953,162	953,162	50260 - Election Reimbursmnt	1,077,693	0	0
602	0	0	0	50302 - Gen-Donations	0	0	0
0	168	56,450	56,450	50310 - Intl Svc Reimburse	56,450	0	0
1,827,500	1,770,000	1,755,000	1,755,000	50320 - Cash Trnsfr Revenue	1,755,000	0	0
-2,494	108	0	0	50350 - Write Off	0	0	0
258	25	0	0	50360 - Misc Revenue	0	0	0
382,110	334,341	591,781	591,781	50370 - Dept Indirect Rev	726,440	0	0
2,542,601	2,877,387	3,544,893	3,544,893		3,764,083	0	0
COUNTY ASSETS							
250	0	0	0	50220 - Licenses & Fees	0	0	0
315	0	0	0	50236 - IG-Charges For Srvcs	0	0	0
1,165	0	0	0	50302 - Gen-Donations	0	0	0
3,678,291	4,095,735	4,458,036	4,458,036	50310 - Intl Svc Reimburse	4,944,496	0	0
435	8	0	0	50350 - Write Off	0	0	0
354	15	0	0	50360 - Misc Revenue	0	0	0
3,680,810	4,095,758	4,458,036	4,458,036		4,944,496	0	0
480,961,074	524,155,490	563,295,405	563,852,450	FUND TOTAL	583,123,778	0	0

FUND 1501: ROAD FUND

FY14 ACTUAL	FY15 ACTUAL	FY16 ADOPTED	FY16 REVISED	REVENUE BY CATEGORY AND CLASS	FY17 PROPOSED	FY17 APPROVED	FY17 ADOPTED
1,565,953	3,644,337	3,155,720	3,155,720	TOTAL BEGINNING WORKING CAPITAL	2,547,550	0	0
TAXES							
6,695,994	6,779,000	6,700,000	6,700,000	County Gas Tax	7,000,000	0	0
169,443	171,008	169,500	169,500	In Lieu of Taxes	50,000	0	0
6,865,437	6,950,008	6,869,500	6,869,500		7,050,000	0	0
INTERGOVERNMENTAL							
473,655	444,519	3,300,000	3,300,000	Federal & State Sources	4,699,000	0	0
2,071,565	365,498	625,000	625,000	Local Sources	1,305,000	0	0
33,085,154	33,980,304	37,405,012	37,405,012	State Sources	37,615,527	0	0
35,630,373	34,790,321	41,330,012	41,330,012		43,619,527	0	0
LICENSES & PERMITS							
0	2,455	0	0	Licenses	0	0	0
74,314	84,042	70,000	70,000	Permits	70,000	0	0
74,314	86,497	70,000	70,000		70,000	0	0
SERVICE CHARGES							
209,784	164,335	102,500	102,500	Services Charges	120,000	0	0
209,784	164,335	102,500	102,500		120,000	0	0
34,973	47,832	45,000	45,000	TOTAL INTEREST	65,000	0	0
OTHER							
46,767	32,786	21,500	21,500	Dividends/Refunds	21,500	0	0
87	128	25,000	25,000	Miscellaneous	25,000	0	0
0	0	0	0	Nongovernmental Grants	0	0	0
0	0	0	0	Other Miscellaneous	0	0	0
7,626	50	0	0	Sales	0	0	0
0	4,042	259,143	259,143	Service Reimbursements	292,320	0	0
54,480	37,006	305,643	305,643		338,820	0	0
44,435,314	45,720,337	51,878,375	51,878,375	FUND TOTAL	53,810,897	0	0

FUND 1501: ROAD FUND

FY14 ACTUAL	FY15 ACTUAL	FY16 ADOPTED	FY16 REVISED	EXPENDITURES BY DEPARTMENT	FY17 PROPOSED	FY17 APPROVED	FY17 ADOPTED
COMMUNITY SERVICES							
6,297,029	5,992,005	6,994,498	6,994,498	Personnel	6,989,675	0	0
28,844,063	30,913,166	30,865,294	30,865,294	Contractual Services	32,501,039	0	0
5,298,014	4,741,641	5,728,583	5,728,583	Materials & Supplies	5,026,183	0	0
351,871	102,533	8,290,000	8,290,000	Capital Outlay	9,294,000	0	0
40,790,977	41,749,345	51,878,375	51,878,375		53,810,897	0	0

FUND 1501: ROAD FUND							
FY14 ACTUAL	FY15 ACTUAL	FY16 ADOPTED	FY16 REVISED	EXPENDITURES BY DEPARTMENT	FY17 PROPOSED	FY17 APPROVED	FY17 ADOPTED
UNAPPROPRIATED BALANCE							
3,644,337	3,970,992	0	0	UNAPPROPRIATED BALANCE	0	0	0
3,644,337	3,970,992	0	0		0	0	0
44,435,314	45,720,337	51,878,375	51,878,375	FUND TOTAL	53,810,897	0	0

FUND 1501: ROAD FUND							
FY14 ACTUAL	FY15 ACTUAL	FY16 ADOPTED	FY16 REVISED	REVENUE DETAIL	FY17 PROPOSED	FY17 APPROVED	FY17 ADOPTED
OVERALL COUNTY							
1,565,953	3,644,337	3,155,720	3,155,720	50000 - Beg Working Capital	2,547,550	0	0
0	0	0	0	50110 - Tax Title	50,000	0	0
0	0	6,348,776	6,348,776	50180 - IG-OP-Direct St	0	0	0
28,096	37,070	45,000	45,000	50270 - Interest Earnings	65,000	0	0
1,594,050	3,681,408	9,549,496	9,549,496		2,662,550	0	0

COMMUNITY SERVICES							
169,443	171,008	169,500	169,500	50117 - In Lieu Of Tax-Prog	0	0	0
6,695,994	6,779,000	6,700,000	6,700,000	50140 - County Gas Tax	7,000,000	0	0
33,085,154	33,980,304	31,056,236	31,056,236	50180 - IG-OP-Direct St	37,615,527	0	0
473,655	444,519	3,300,000	3,300,000	50190 - IG-OP-Fed Thru St	4,699,000	0	0
2,071,565	365,498	625,000	625,000	50200 - IG-OP-Other	1,305,000	0	0
0	2,455	0	0	50220 - Licenses & Fees	0	0	0
74,314	84,042	70,000	70,000	50230 - Permits	70,000	0	0
209,784	164,335	102,500	102,500	50235 - Charges For Srvc	120,000	0	0
7,626	50	0	0	50250 - Sales To The Public	0	0	0
6,876	10,762	0	0	50270 - Interest Earnings	0	0	0
46,767	32,786	21,500	21,500	50290 - Dividends & Rebates	21,500	0	0
0	0	0	0	50302 - Gen-Donations	0	0	0
0	4,042	259,143	259,143	50310 - Intl Svc Reimburse	292,320	0	0
0	0	0	0	50340 - Asset Sale Proceeds	0	0	0
12	103	0	0	50350 - Write Off	0	0	0
75	25	25,000	25,000	50360 - Misc Revenue	25,000	0	0
0	0	0	0	95104 - Settle All Revenue	0	0	0
42,841,264	42,038,929	42,328,879	42,328,879		51,148,347	0	0
44,435,314	45,720,337	51,878,375	51,878,375	FUND TOTAL	53,810,897	0	0

FUND 1503: BICYCLE PATH CONSTRUCTION FUND

FY14 ACTUAL	FY15 ACTUAL	FY16 ADOPTED	FY16 REVISED	REVENUE BY CATEGORY AND CLASS	FY17 PROPOSED	FY17 APPROVED	FY17 ADOPTED
407,918	433,894	368,100	368,100	TOTAL BEGINNING WORKING CAPITAL	436,000	0	0
INTERGOVERNMENTAL							
77,018	0	0	0	State Sources	0	0	0
77,018	0	0	0		0	0	0
1,589	1,755	1,800	1,800	TOTAL INTEREST	1,800	0	0
OTHER							
0	6,098	0	0	Miscellaneous	0	0	0
0	6,098	0	0		0	0	0
486,525	441,747	369,900	369,900	FUND TOTAL	437,800	0	0

FUND 1503: BICYCLE PATH CONSTRUCTION FUND

FY14 ACTUAL	FY15 ACTUAL	FY16 ADOPTED	FY16 REVISED	EXPENDITURES BY DEPARTMENT	FY17 PROPOSED	FY17 APPROVED	FY17 ADOPTED
COMMUNITY SERVICES							
0	-91,214	0	0	Personnel	0	0	0
5,202	6,098	0	0	Contractual Services	0	0	0
47,411	97,568	0	0	Materials & Supplies	0	0	0
18	0	75,000	75,000	Capital Outlay	437,800	0	0
52,631	12,452	75,000	75,000		437,800	0	0
CONTINGENCY							
0	0	294,900	294,900	CONTINGENCY	0	0	0
0	0	294,900	294,900		0	0	0
UNAPPROPRIATED BALANCE							
433,894	429,295	0	0	UNAPPROPRIATED BALANCE	0	0	0
433,894	429,295	0	0		0	0	0
486,525	441,747	369,900	369,900	FUND TOTAL	437,800	0	0

FUND 1503: BICYCLE PATH CONSTRUCTION FUND

FY14 ACTUAL	FY15 ACTUAL	FY16 ADOPTED	FY16 REVISED	REVENUE DETAIL	FY17 PROPOSED	FY17 APPROVED	FY17 ADOPTED
OVERALL COUNTY							
1,589	1,755	0	0	50270 - Interest Earnings	0	0	0
1,589	1,755	0	0		0	0	0

FUND 1503: BICYCLE PATH CONSTRUCTION FUND

FY14 ACTUAL	FY15 ACTUAL	FY16 ADOPTED	FY16 REVISED	REVENUE DETAIL	FY17 PROPOSED	FY17 APPROVED	FY17 ADOPTED
COMMUNITY SERVICES							
407,918	433,894	368,100	368,100	50000 - Beg Working Capital	436,000	0	0
77,018	0	0	0	50180 - IG-OP-Direct St	0	0	0
0	0	1,800	1,800	50270 - Interest Earnings	1,800	0	0
0	6,098	0	0	50350 - Write Off	0	0	0
484,936	439,992	369,900	369,900		437,800	0	0
486,525	441,747	369,900	369,900	FUND TOTAL	437,800	0	0

FUND 1504: RECREATION FUND

FY14 ACTUAL	FY15 ACTUAL	FY16 ADOPTED	FY16 REVISED	REVENUE BY CATEGORY AND CLASS	FY17 PROPOSED	FY17 APPROVED	FY17 ADOPTED
TAXES							
56,796	42,938	102,710	102,710	County Gas Tax	102,640	0	0
56,796	42,938	102,710	102,710		102,640	0	0
56,796	42,938	102,710	102,710	FUND TOTAL	102,640	0	0

FUND 1504: RECREATION FUND

FY14 ACTUAL	FY15 ACTUAL	FY16 ADOPTED	FY16 REVISED	EXPENDITURES BY DEPARTMENT	FY17 PROPOSED	FY17 APPROVED	FY17 ADOPTED
COUNTY MANAGEMENT							
55,595	41,956	100,000	100,000	Contractual Services	100,000	0	0
1,201	982	2,710	2,710	Materials & Supplies	2,640	0	0
56,796	42,938	102,710	102,710		102,640	0	0
56,796	42,938	102,710	102,710	FUND TOTAL	102,640	0	0

FUND 1504: RECREATION FUND

FY14 ACTUAL	FY15 ACTUAL	FY16 ADOPTED	FY16 REVISED	REVENUE DETAIL	FY17 PROPOSED	FY17 APPROVED	FY17 ADOPTED
COUNTY MANAGEMENT							
56,796	42,938	102,710	102,710	50150 - Cnty Marine Fuel Tax	102,640	0	0
56,796	42,938	102,710	102,710		102,640	0	0
56,796	42,938	102,710	102,710	FUND TOTAL	102,640	0	0

FUND 1505: FEDERAL/STATE PROGRAM FUND

FY14 ACTUAL	FY15 ACTUAL	FY16 ADOPTED	FY16 REVISED	REVENUE BY CATEGORY AND CLASS	FY17 PROPOSED	FY17 APPROVED	FY17 ADOPTED
8,816,740	6,179,001	2,047,073	2,402,419	TOTAL BEGINNING WORKING CAPITAL	3,935,320	0	0
INTERGOVERNMENTAL							
89,917,154	97,409,798	104,030,399	106,529,240	Federal & State Sources	104,389,782	0	0
20,264,194	22,383,477	26,149,892	28,260,789	Federal Sources	28,853,394	0	0
5,721,462	6,296,178	7,682,545	7,826,068	Local Sources	30,386,535	0	0
63,223,733	68,350,647	72,529,197	74,387,682	State Sources	76,634,084	0	0
179,126,543	194,440,100	210,392,033	217,003,779		240,263,795	0	0
LICENSES & PERMITS							
1,056,884	1,144,061	956,473	956,473	Licenses	1,159,458	0	0
0	0	6,037	6,037	Permits	6,037	0	0
1,056,884	1,144,061	962,510	962,510		1,165,495	0	0
SERVICE CHARGES							
158,118	161,121	161,121	161,121	Facilities Management	213,227	0	0
51,900,803	56,222,227	43,083,416	43,317,792	IG Charges for Services	52,368,191	0	0
-12,301,633	-14,645,932	0	0	Miscellaneous	0	0	0
3,836,552	3,472,405	4,636,102	4,636,102	Services Charges	2,431,960	0	0
43,593,840	45,209,820	47,880,639	48,115,015		55,013,378	0	0
315	554	0	0	TOTAL INTEREST	0	0	0
OTHER							
13,532	26,156	25,000	25,000	Dividends/Refunds	16,200	0	0
1,100,052	1,055,542	97,372	97,372	Miscellaneous	82,111	0	0
3,060,966	3,678,893	3,605,522	3,728,085	Nongovernmental Grants	4,643,212	0	0
0	0	0	0	Other Miscellaneous	0	0	0
27,700	15,565	0	0	Sales	0	0	0
78,752	10,099	63,102	63,102	Service Reimbursements	68,237	0	0
8,313	6,353	29,000	29,000	Trusts	32,700	0	0
4,289,315	4,792,607	3,819,996	3,942,559		4,842,460	0	0
0	0	0	0	TOTAL FINANCING SOURCES	3,950,512	0	0
236,883,635	251,766,144	265,102,251	272,426,282	FUND TOTAL	309,170,960	0	0

FUND 1505: FEDERAL/STATE PROGRAM FUND

FY14 ACTUAL	FY15 ACTUAL	FY16 ADOPTED	FY16 REVISED	EXPENDITURES BY DEPARTMENT	FY17 PROPOSED	FY17 APPROVED	FY17 ADOPTED
COUNTY HUMAN SERVICES							
47,192,933	53,775,768	45,979,759	49,048,124	Personnel	50,781,329	0	0
54,974,959	56,626,567	32,166,490	34,856,161	Contractual Services	27,605,274	0	0
11,454,486	12,802,076	14,091,156	14,896,813	Materials & Supplies	15,635,736	0	0
-168	63,191	0	25,695	Capital Outlay	0	0	0
113,622,210	123,267,602	92,237,405	98,826,793		94,022,339	0	0
HEALTH DEPARTMENT							
44,156,981	45,382,875	53,162,074	53,714,395	Personnel	65,807,788	0	0
7,666,269	8,414,750	39,712,213	40,275,735	Contractual Services	35,721,898	0	0
20,673,473	22,794,076	26,616,002	26,930,835	Materials & Supplies	28,593,078	0	0
125,704	208,650	0	0	Capital Outlay	154,458	0	0
72,622,426	76,800,351	119,490,289	120,920,965		130,277,222	0	0
COMMUNITY JUSTICE							
16,062,681	17,056,034	19,742,481	19,606,514	Personnel	18,934,385	0	0
6,098,982	6,570,145	9,749,208	8,924,892	Contractual Services	8,560,476	0	0
2,960,541	3,145,965	3,921,097	3,836,909	Materials & Supplies	3,085,796	0	0
25,122,205	26,772,145	33,412,786	32,368,315		30,580,657	0	0
DISTRICT ATTORNEY							
4,935,825	5,244,602	5,664,879	5,779,942	Personnel	6,102,440	0	0
600,133	739,624	613,318	613,318	Contractual Services	2,238,337	0	0
395,849	432,059	516,264	516,264	Materials & Supplies	856,479	0	0
8,080	0	0	0	Capital Outlay	0	0	0
5,939,887	6,416,285	6,794,461	6,909,524		9,197,256	0	0
SHERIFF							
9,859,966	9,976,375	10,103,643	10,366,810	Personnel	10,642,378	0	0
18,558	54,668	135,000	135,000	Contractual Services	33,180	0	0
910,830	856,176	855,302	878,039	Materials & Supplies	1,049,869	0	0
331,850	110,446	240,095	240,095	Capital Outlay	0	0	0
11,121,204	10,997,665	11,334,040	11,619,944		11,725,427	0	0
NONDEPARTMENTAL							
942,338	884,961	870,129	942,963	Personnel	1,363,981	0	0
170,899	91,547	668,395	499,758	Contractual Services	27,232,135	0	0
343,673	29,357	253,709	296,985	Materials & Supplies	480,394	0	0
1,456,910	1,005,864	1,792,233	1,739,706		29,076,510	0	0

FUND 1505: FEDERAL/STATE PROGRAM FUND

FY14 ACTUAL	FY15 ACTUAL	FY16 ADOPTED	FY16 REVISED	EXPENDITURES BY DEPARTMENT	FY17 PROPOSED	FY17 APPROVED	FY17 ADOPTED
COUNTY MANAGEMENT							
0	11,012	0	0	Personnel	0	0	0
0	8,988	0	0	Materials & Supplies	0	0	0
0	20,000	0	0		0	0	0
COMMUNITY SERVICES							
32,868	33,463	0	0	Personnel	0	0	0
0	0	41,037	41,037	Contractual Services	4,291,549	0	0
2,132	1,537	0	0	Materials & Supplies	0	0	0
35,000	35,000	41,037	41,037		4,291,549	0	0
CASH TRANSFERS TO...							
786,820	0	0	0	General Fund	0	0	0
786,820	0	0	0		0	0	0
UNAPPROPRIATED BALANCE							
6,176,975	6,451,233	0	0	UNAPPROPRIATED BALANCE	0	0	0
6,176,975	6,451,233	0	0		0	0	0
236,883,635	251,766,144	265,102,251	272,426,284	FUND TOTAL	309,170,960	0	0

FUND 1505: FEDERAL/STATE PROGRAM FUND

FY14 ACTUAL	FY15 ACTUAL	FY16 ADOPTED	FY16 REVISED	REVENUE DETAIL	FY17 PROPOSED	FY17 APPROVED	FY17 ADOPTED
COUNTY HUMAN SERVICES							
7,799,738	3,022,374	465,037	566,034	50000 - Beg Working Capital	304,702	0	0
4,436,175	4,904,924	7,021,510	7,287,443	50170 - IG-OP-Direct Fed	3,937,724	0	0
22,897,513	29,712,672	10,761,715	13,221,463	50180 - IG-OP-Direct St	9,551,302	0	0
75,084,354	82,760,666	67,343,859	70,973,046	50190 - IG-OP-Fed Thru St	73,466,212	0	0
451,294	849,411	258,901	258,901	50195 - IG-OP-Fed Thru Other	331,797	0	0
3,206,315	3,933,230	4,228,445	4,361,968	50200 - IG-OP-Other	3,474,282	0	0
706,020	1,474,617	1,622,947	1,622,947	50210 - OP-Nongovt'l Prog	2,399,323	0	0
397,873	463,395	289,400	289,400	50220 - Licenses & Fees	269,400	0	0
4,132	4,304	0	0	50221 - Photocopy Charges	0	0	0
30,973	50,598	40,470	40,470	50235 - Charges For Srvc	40,470	0	0
393,967	232,655	0	0	50236 - IG-Charges For Srvc	0	0	0
158,118	161,121	161,121	161,121	50240 - Property/Space Rntls	213,227	0	0
0	65	0	0	50250 - Sales To The Public	0	0	0
315	554	0	0	50270 - Interest Earnings	0	0	0
13,532	26,156	25,000	25,000	50290 - Dividends & Rebates	16,200	0	0
4,953	3,723	19,000	19,000	50300 - OP-Donations	17,700	0	0
180	335	0	0	50302 - Gen-Donations	0	0	0
80	0	0	0	50310 - Intl Svc Reimburse	0	0	0
1,058,703	976,993	0	0	50350 - Write Off	0	0	0
349	1,693	0	0	50360 - Misc Revenue	0	0	0
116,644,584	128,579,486	92,237,405	98,826,793		94,022,339	0	0
HEALTH DEPARTMENT							
804,500	135,868	1,169,030	1,349,705	50000 - Beg Working Capital	1,431,591	0	0
14,885,962	16,529,169	18,024,018	19,274,017	50170 - IG-OP-Direct Fed	21,024,871	0	0
4,516,020	5,731,042	21,079,373	21,030,606	50180 - IG-OP-Direct St	25,565,859	0	0
6,999,576	6,653,328	28,879,915	28,928,682	50190 - IG-OP-Fed Thru St	21,793,130	0	0
1,228,586	1,264,799	494,245	249,869	50195 - IG-OP-Fed Thru Other	612,300	0	0
1,288,735	1,346,905	2,338,315	2,348,315	50200 - IG-OP-Other	3,043,363	0	0
1,746,570	1,702,351	1,530,708	1,530,708	50210 - OP-Nongovt'l Prog	1,808,731	0	0
629,533	650,022	640,872	640,872	50220 - Licenses & Fees	859,103	0	0
2,836,767	2,238,607	2,808,343	2,808,343	50235 - Charges For Srvc	2,391,490	0	0
50,803,454	55,489,889	42,364,996	42,599,372	50236 - IG-Charges For Srvc	51,596,436	0	0
77,672	10,099	63,102	63,102	50310 - Intl Svc Reimburse	68,237	0	0
31,411	30,031	0	0	50350 - Write Off	0	0	0
65	375	97,372	97,372	50360 - Misc Revenue	82,111	0	0
-12,305,765	-14,650,237	0	0	50400 - Contra Rev RetDisc	0	0	0
73,543,087	77,132,248	119,490,289	120,920,963		130,277,222	0	0

FUND 1505: FEDERAL/STATE PROGRAM FUND

FY14 ACTUAL	FY15 ACTUAL	FY16 ADOPTED	FY16 REVISED	REVENUE DETAIL	FY17 PROPOSED	FY17 APPROVED	FY17 ADOPTED
COMMUNITY JUSTICE							
0	2,281,234	313,006	313,006	50000 - Beg Working Capital	1,652,655	0	0
335,481	401,811	891,894	1,454,941	50170 - IG-OP-Direct Fed	1,367,232	0	0
22,313,082	20,278,049	26,136,794	25,528,173	50180 - IG-OP-Direct St	25,158,177	0	0
1,663,525	1,480,721	2,341,317	1,342,420	50190 - IG-OP-Fed Thru St	1,101,975	0	0
82,948	84,772	84,772	84,772	50195 - IG-OP-Fed Thru Other	55,027	0	0
1,168,566	972,053	1,063,805	1,063,805	50200 - IG-OP-Other	467,502	0	0
212,251	172,868	155,234	155,234	50210 - OP-Nongovt'l Prog	89,824	0	0
971,243	1,183,200	1,787,289	1,787,289	50235 - Charges For Srvc	0	0	0
656,495	431,362	638,675	638,675	50236 - IG-Charges For Srvc	688,265	0	0
3,360	2,630	0	0	50300 - OP-Donations	0	0	0
-3,512	37,121	0	0	50350 - Write Off	0	0	0
0	0	0	0	50370 - Dept Indirect Rev	0	0	0
0	0	0	0	95104 - Settle All Revenue	0	0	0
27,403,439	27,325,821	33,412,786	32,368,315		30,580,657	0	0
DISTRICT ATTORNEY							
26,405	243,164	0	0	50000 - Beg Working Capital	67,306	0	0
221,119	206,817	0	0	50170 - IG-OP-Direct Fed	0	0	0
3,444,414	3,123,596	3,492,215	3,492,215	50180 - IG-OP-Direct St	3,691,333	0	0
2,080,308	2,498,028	2,880,740	2,880,740	50190 - IG-OP-Fed Thru St	3,275,308	0	0
61,452	61,756	61,692	61,692	50195 - IG-OP-Fed Thru Other	266,452	0	0
52,893	43,990	51,980	51,980	50200 - IG-OP-Other	1,550,568	0	0
267,284	263,087	281,633	396,696	50210 - OP-Nongovt'l Prog	315,334	0	0
29,557	30,645	26,201	26,201	50220 - Licenses & Fees	30,955	0	0
-382	5,405	0	0	50350 - Write Off	0	0	0
6,183,050	6,476,487	6,794,461	6,909,524		9,197,256	0	0
SHERIFF							
6,938	332,862	100,000	100,000	50000 - Beg Working Capital	102,377	0	0
382,696	340,756	212,470	244,388	50170 - IG-OP-Direct Fed	248,565	0	0
9,403,641	9,045,117	9,735,088	9,952,134	50180 - IG-OP-Direct St	10,347,148	0	0
1,253,675	1,215,756	951,642	988,582	50190 - IG-OP-Fed Thru St	923,847	0	0
301,868	61,692	240,095	240,095	50195 - IG-OP-Fed Thru Other	0	0	0
15,661	33,635	15,000	15,000	50210 - OP-Nongovt'l Prog	20,000	0	0
46,887	68,320	79,745	79,745	50236 - IG-Charges For Srvc	83,490	0	0
27,700	15,500	0	0	50250 - Sales To The Public	0	0	0
15,000	0	0	0	50340 - Asset Sale Proceeds	0	0	0
0	3,925	0	0	50350 - Write Off	0	0	0
11,454,066	11,117,563	11,334,040	11,619,944		11,725,427	0	0

FUND 1505: FEDERAL/STATE PROGRAM FUND

FY14 ACTUAL	FY15 ACTUAL	FY16 ADOPTED	FY16 REVISED	REVENUE DETAIL	FY17 PROPOSED	FY17 APPROVED	FY17 ADOPTED
NONDEPARTMENTAL							
179,159	163,500	0	73,674	50000 - Beg Working Capital	376,689	0	0
2,761	0	0	0	50170 - IG-OP-Direct Fed	2,275,002	0	0
614,062	425,171	1,289,012	1,128,091	50180 - IG-OP-Direct St	1,985,265	0	0
461,245	459,798	493,221	520,441	50190 - IG-OP-Fed Thru St	242,757	0	0
248,324	19,071	0	0	50195 - IG-OP-Fed Thru Other	2,320,977	0	0
4,952	0	0	0	50200 - IG-OP-Other	21,850,820	0	0
110,000	12,000	0	7,500	50210 - OP-Nongovt'l Prog	10,000	0	0
0	0	10,000	10,000	50300 - OP-Donations	15,000	0	0
3,000	0	0	0	50302 - Gen-Donations	0	0	0
1,000	0	0	0	50310 - Intl Svc Reimburse	0	0	0
-4,093	-1	0	0	50350 - Write Off	0	0	0
0	-1	0	0	50360 - Misc Revenue	0	0	0
1,620,409	1,079,538	1,792,233	1,739,706		29,076,510	0	0
OVERALL COUNTY							
0	0	0	0	50000 - Beg Working Capital	0	0	0
0	0	0	0		0	0	0
COUNTY MANAGEMENT							
0	20,000	0	0	50210 - OP-Nongovt'l Prog	0	0	0
0	20,000	0	0		0	0	0
COMMUNITY SERVICES							
35,000	35,000	35,000	35,000	50180 - IG-OP-Direct St	335,000	0	0
-80	0	0	0	50220 - Licenses & Fees	0	0	0
0	0	6,037	6,037	50230 - Permits	6,037	0	0
-2,431	0	0	0	50235 - Charges For Srvcs	0	0	0
0	0	0	0	50330 - Financing Proceeds	3,950,512	0	0
2,511	0	0	0	50350 - Write Off	0	0	0
35,000	35,000	41,037	41,037		4,291,549	0	0
236,883,635	251,766,144	265,102,251	272,426,282	FUND TOTAL	309,170,960	0	0

FUND 1506: COUNTY SCHOOL FUND

FY14 ACTUAL	FY15 ACTUAL	FY16 ADOPTED	FY16 REVISED	REVENUE BY CATEGORY AND CLASS	FY17 PROPOSED	FY17 APPROVED	FY17 ADOPTED
17	31	200	200	TOTAL BEGINNING WORKING CAPITAL	200	0	0
TAXES							
56,481	57,003	57,000	57,000	In Lieu of Taxes	60,000	0	0
56,481	57,003	57,000	57,000		60,000	0	0
INTERGOVERNMENTAL							
14,656	14,251	20,000	20,000	Federal & State Sources	20,000	0	0
14,656	14,251	20,000	20,000		20,000	0	0
56	56	30	30	TOTAL INTEREST	100	0	0
71,210	71,340	77,230	77,230	FUND TOTAL	80,300	0	0

FUND 1506: COUNTY SCHOOL FUND

FY14 ACTUAL	FY15 ACTUAL	FY16 ADOPTED	FY16 REVISED	EXPENDITURES BY DEPARTMENT	FY17 PROPOSED	FY17 APPROVED	FY17 ADOPTED
NONDEPARTMENTAL							
71,179	71,315	77,230	77,230	Contractual Services	80,300	0	0
71,179	71,315	77,230	77,230		80,300	0	0
UNAPPROPRIATED BALANCE							
31	25	0	0	UNAPPROPRIATED BALANCE	0	0	0
31	25	0	0		0	0	0
71,210	71,340	77,230	77,230	FUND TOTAL	80,300	0	0

FUND 1506: COUNTY SCHOOL FUND

FY14 ACTUAL	FY15 ACTUAL	FY16 ADOPTED	FY16 REVISED	REVENUE DETAIL	FY17 PROPOSED	FY17 APPROVED	FY17 ADOPTED
NONDEPARTMENTAL							
17	31	200	200	50000 - Beg Working Capital	200	0	0
14,656	14,251	20,000	20,000	50112 - Govt Shared-Gen	20,000	0	0
56,481	57,003	57,000	57,000	50117 - In Lieu Of Tax-Prog	60,000	0	0
0	0	30	30	50270 - Interest Earnings	100	0	0
71,154	71,284	77,230	77,230		80,300	0	0
OVERALL COUNTY							
56	56	0	0	50270 - Interest Earnings	0	0	0
56	56	0	0		0	0	0
71,210	71,340	77,230	77,230	FUND TOTAL	80,300	0	0

FUND 1508: ANIMAL CONTROL FUND

FY14 ACTUAL	FY15 ACTUAL	FY16 ADOPTED	FY16 REVISED	REVENUE BY CATEGORY AND CLASS	FY17 PROPOSED	FY17 APPROVED	FY17 ADOPTED
594,061	471,163	858,713	858,713	TOTAL BEGINNING WORKING CAPITAL	519,000	0	0
LICENSES & PERMITS							
1,679,759	1,680,631	1,625,000	1,625,000	Licenses	1,625,000	0	0
94,916	137,632	100,000	100,000	Permits	100,000	0	0
1,774,675	1,818,263	1,725,000	1,725,000		1,725,000	0	0
SERVICE CHARGES							
31,583	35,673	35,000	35,000	Services Charges	35,000	0	0
31,583	35,673	35,000	35,000		35,000	0	0
2,691	3,013	0	0	TOTAL INTEREST	0	0	0
OTHER							
34,727	28,333	20,000	20,000	Fines/Forfeitures	20,000	0	0
0	259	0	0	Miscellaneous	0	0	0
2,274	19,508	2,000	2,000	Nongovernmental Grants	2,500	0	0
0	0	0	0	Other Miscellaneous	0	0	0
0	174	0	0	Service Reimbursements	0	0	0
189,366	573,418	188,000	188,000	Trusts	120,000	0	0
226,366	621,692	210,000	210,000		142,500	0	0
2,629,375	2,949,805	2,828,713	2,828,713	FUND TOTAL	2,421,500	0	0

FUND 1508: ANIMAL CONTROL FUND

FY14 ACTUAL	FY15 ACTUAL	FY16 ADOPTED	FY16 REVISED	EXPENDITURES BY DEPARTMENT	FY17 PROPOSED	FY17 APPROVED	FY17 ADOPTED
COMMUNITY SERVICES							
75,652	177,613	290,930	290,930	Personnel	261,460	0	0
144,489	133,568	121,846	121,846	Contractual Services	102,700	0	0
102,076	10,079	337,800	337,800	Materials & Supplies	219,840	0	0
8,496	0	0	0	Capital Outlay	0	0	0
330,712	321,260	750,576	750,576		584,000	0	0
CASH TRANSFERS TO...							
0	170,969	0	0	Asset Replacement Revolving Fund	0	0	0
1,827,500	1,599,031	1,755,000	1,755,000	General Fund	1,755,000	0	0
1,827,500	1,770,000	1,755,000	1,755,000		1,755,000	0	0
CONTINGENCY							
0	0	323,137	323,137	CONTINGENCY	82,500	0	0
0	0	323,137	323,137		82,500	0	0

FUND 1508: ANIMAL CONTROL FUND							
FY14 ACTUAL	FY15 ACTUAL	FY16 ADOPTED	FY16 REVISED	EXPENDITURES BY DEPARTMENT	FY17 PROPOSED	FY17 APPROVED	FY17 ADOPTED
UNAPPROPRIATED BALANCE							
471,163	858,545	0	0	UNAPPROPRIATED BALANCE	0	0	0
471,163	858,545	0	0		0	0	0
2,629,375	2,949,805	2,828,713	2,828,713	FUND TOTAL	2,421,500	0	0

FUND 1508: ANIMAL CONTROL FUND							
FY14 ACTUAL	FY15 ACTUAL	FY16 ADOPTED	FY16 REVISED	REVENUE DETAIL	FY17 PROPOSED	FY17 APPROVED	FY17 ADOPTED
OVERALL COUNTY							
11,324	9,450	0	0	50000 - Beg Working Capital	0	0	0
0	0	0	0	50270 - Interest Earnings	0	0	0
11,324	9,450	0	0		0	0	0

COMMUNITY SERVICES							
582,736	461,713	858,713	858,713	50000 - Beg Working Capital	519,000	0	0
1,679,759	1,680,631	1,625,000	1,625,000	50220 - Licenses & Fees	1,625,000	0	0
94,916	137,632	100,000	100,000	50230 - Permits	100,000	0	0
31,583	35,673	35,000	35,000	50235 - Charges For Srvcs	35,000	0	0
2,691	3,013	0	0	50270 - Interest Earnings	0	0	0
34,727	28,333	20,000	20,000	50280 - Fines & Forfeitures	20,000	0	0
189,366	573,418	188,000	188,000	50300 - OP-Donations	120,000	0	0
2,274	3,504	2,000	2,000	50301 - CAP-Donations	2,500	0	0
0	16,004	0	0	50302 - Gen-Donations	0	0	0
0	174	0	0	50310 - Intl Svc Reimburse	0	0	0
0	259	0	0	50360 - Misc Revenue	0	0	0
0	0	0	0	95104 - Settle All Revenue	0	0	0
2,618,051	2,940,354	2,828,713	2,828,713		2,421,500	0	0
2,629,375	2,949,805	2,828,713	2,828,713	FUND TOTAL	2,421,500	0	0

FUND 1509: WILLAMETTE RIVER BRIDGE FUND

FY14 ACTUAL	FY15 ACTUAL	FY16 ADOPTED	FY16 REVISED	REVENUE BY CATEGORY AND CLASS	FY17 PROPOSED	FY17 APPROVED	FY17 ADOPTED
3,100,718	2,580,014	1,506,275	1,506,275	TOTAL BEGINNING WORKING CAPITAL	7,112,005	0	0
INTERGOVERNMENTAL							
854,537	231,095	654,581	654,581	Federal & State Sources	1,276,970	0	0
5,365,058	5,796,210	5,787,416	5,787,416	State Sources	5,867,768	0	0
6,219,595	6,027,305	6,441,997	6,441,997		7,144,738	0	0
LICENSES & PERMITS							
0	50	0	0	Licenses	0	0	0
2,338	2,697	0	0	Permits	0	0	0
2,338	2,747	0	0		0	0	0
0	0	0	0	TOTAL INTEREST	0	0	0
OTHER							
17,582	12,300	0	0	Dividends/Refunds	0	0	0
6,063	1,000	0	0	Fines/Forfeitures	0	0	0
165,022	7,131	5,000	5,000	Miscellaneous	0	0	0
0	0	0	0	Other Miscellaneous	0	0	0
6,202	6,861	0	0	Sales	0	0	0
0	0	2,909,580	2,909,580	Service Reimbursements	1,374,458	0	0
194,869	27,292	2,914,580	2,914,580		1,374,458	0	0
0	105,000	0	0	TOTAL FINANCING SOURCES	0	0	0
9,517,520	8,742,358	10,862,852	10,862,852	FUND TOTAL	15,631,201	0	0

FUND 1509: WILLAMETTE RIVER BRIDGE FUND

FY14 ACTUAL	FY15 ACTUAL	FY16 ADOPTED	FY16 REVISED	EXPENDITURES BY DEPARTMENT	FY17 PROPOSED	FY17 APPROVED	FY17 ADOPTED
COMMUNITY SERVICES							
2,678,922	2,732,010	5,777,351	5,777,352	Personnel	4,889,644	0	0
1,368,228	1,135,032	415,215	415,215	Contractual Services	2,736,145	0	0
1,714,811	1,194,443	1,652,100	1,652,100	Materials & Supplies	2,045,220	0	0
1,175,544	1,114	2,982,835	2,982,835	Capital Outlay	1,954,474	0	0
6,937,506	5,062,599	10,827,501	10,827,502		11,625,483	0	0
CASH TRANSFERS TO...							
0	0	35,351	35,351	Asset Replacement Revolving Fund	0	0	0
0	0	35,351	35,351		0	0	0
CONTINGENCY							
0	0	0	0	CONTINGENCY	0	0	0
0	0	0	0		0	0	0

FUND 1509: WILLAMETTE RIVER BRIDGE FUND							
FY14 ACTUAL	FY15 ACTUAL	FY16 ADOPTED	FY16 REVISED	EXPENDITURES BY DEPARTMENT	FY17 PROPOSED	FY17 APPROVED	FY17 ADOPTED
UNAPPROPRIATED BALANCE							
2,580,014	3,679,760	0	0	UNAPPROPRIATED BALANCE	4,005,718	0	0
2,580,014	3,679,760	0	0		4,005,718	0	0
9,517,520	8,742,358	10,862,852	10,862,853	FUND TOTAL	15,631,201	0	0

FUND 1509: WILLAMETTE RIVER BRIDGE FUND							
FY14 ACTUAL	FY15 ACTUAL	FY16 ADOPTED	FY16 REVISED	REVENUE DETAIL	FY17 PROPOSED	FY17 APPROVED	FY17 ADOPTED
OVERALL COUNTY							
714,991	912,198	0	0	50000 - Beg Working Capital	0	0	0
0	0	0	0	50270 - Interest Earnings	0	0	0
714,991	912,198	0	0		0	0	0

COMMUNITY SERVICES							
2,385,727	1,667,817	1,506,275	1,506,275	50000 - Beg Working Capital	7,112,005	0	0
5,365,058	5,796,210	5,787,416	5,787,416	50180 - IG-OP-Direct St	5,867,768	0	0
854,537	231,095	654,581	654,581	50190 - IG-OP-Fed Thru St	1,276,970	0	0
0	50	0	0	50220 - Licenses & Fees	0	0	0
2,338	2,697	0	0	50230 - Permits	0	0	0
6,202	6,861	0	0	50250 - Sales To The Public	0	0	0
6,063	1,000	0	0	50280 - Fines & Forfeitures	0	0	0
17,582	12,300	0	0	50290 - Dividends & Rebates	0	0	0
0	0	2,909,580	2,909,580	50310 - Intl Svc Reimburse	1,374,458	0	0
0	105,000	0	0	50320 - Cash Trnsfr Revenue	0	0	0
165,022	0	0	0	50350 - Write Off	0	0	0
0	7,131	5,000	5,000	50360 - Misc Revenue	0	0	0
0	0	0	0	95104 - Settle All Revenue	0	0	0
8,802,530	7,830,160	10,862,852	10,862,852		15,631,201	0	0
9,517,520	8,742,358	10,862,852	10,862,852	FUND TOTAL	15,631,201	0	0

FUND 1510: LIBRARY FUND

FY14 ACTUAL	FY15 ACTUAL	FY16 ADOPTED	FY16 REVISED	REVENUE BY CATEGORY AND CLASS	FY17 PROPOSED	FY17 APPROVED	FY17 ADOPTED
6,498,328	6,586,538	6,800,000	6,800,000	TOTAL BEGINNING WORKING CAPITAL	7,100,000	0	0
TAXES							
170,459	116,920	0	0	Penalty & Interest	0	0	0
620,200	292,877	0	0	Prior Year Taxes	0	0	0
0	0	0	0	Property Taxes	0	0	0
790,660	409,796	0	0		0	0	0
INTERGOVERNMENTAL							
62,880,556	67,974,698	74,098,930	74,098,930	Local Sources	75,610,346	0	0
62,880,556	67,974,698	74,098,930	74,098,930		75,610,346	0	0
SERVICE CHARGES							
-6	0	0	0	Miscellaneous	0	0	0
-6	0	0	0		0	0	0
39,096	12,171	0	0	TOTAL INTEREST	0	0	0
OTHER							
-30	34	0	0	Fines/Forfeitures	0	0	0
2,446	1,871	0	0	Miscellaneous	0	0	0
0	0	0	0	Nongovernmental Grants	0	0	0
0	2,057	0	0	Other Miscellaneous	0	0	0
-1	817	0	0	Sales	0	0	0
35,000	38,821	35,000	35,000	Service Reimbursements	35,000	0	0
37,415	43,600	35,000	35,000		35,000	0	0
70,246,048	75,026,802	80,933,930	80,933,930	FUND TOTAL	82,745,346	0	0

FUND 1510: LIBRARY FUND

FY14 ACTUAL	FY15 ACTUAL	FY16 ADOPTED	FY16 REVISED	EXPENDITURES BY DEPARTMENT	FY17 PROPOSED	FY17 APPROVED	FY17 ADOPTED
LIBRARY							
41,192,942	43,329,501	46,861,811	46,867,069	Personnel	48,788,557	0	0
1,251,106	1,380,828	1,729,590	1,729,590	Contractual Services	1,966,910	0	0
21,190,378	23,273,405	25,090,532	25,085,273	Materials & Supplies	24,889,879	0	0
0	34,564	451,997	451,997	Capital Outlay	0	0	0
25,084	0	0	0	Debt Service	0	0	0
63,659,510	68,018,298	74,133,930	74,133,929		75,645,346	0	0
CONTINGENCY							
0	0	6,800,000	6,800,000	CONTINGENCY	7,100,000	0	0
0	0	6,800,000	6,800,000		7,100,000	0	0

FUND 1510: LIBRARY FUND							
FY14 ACTUAL	FY15 ACTUAL	FY16 ADOPTED	FY16 REVISED	EXPENDITURES BY DEPARTMENT	FY17 PROPOSED	FY17 APPROVED	FY17 ADOPTED
UNAPPROPRIATED BALANCE							
6,586,538	7,008,505	0	0	UNAPPROPRIATED BALANCE	0	0	0
6,586,538	7,008,505	0	0		0	0	0
70,246,048	75,026,802	80,933,930	80,933,929	FUND TOTAL	82,745,346	0	0
FUND 1510: LIBRARY FUND							
FY14 ACTUAL	FY15 ACTUAL	FY16 ADOPTED	FY16 REVISED	REVENUE DETAIL	FY17 PROPOSED	FY17 APPROVED	FY17 ADOPTED
DISTRICT ATTORNEY							
0	0	0	0	50350 - Write Off	0	0	0
0	0	0	0		0	0	0
LIBRARY							
738,633	0	0	0	50000 - Beg Working Capital	0	0	0
0	0	0	0	50100 - Prop Taxes-Current	0	0	0
620,200	292,877	0	0	50101 - Prop Taxes-Prior	0	0	0
170,459	116,920	0	0	50103 - Prop Taxes-Interest	0	0	0
62,880,556	67,974,698	74,098,930	74,098,930	50200 - IG-OP-Other	75,610,346	0	0
0	0	0	0	50210 - OP-Nongovt'l Prog	0	0	0
-4	0	0	0	50221 - Photocopy Charges	0	0	0
-2	0	0	0	50222 - Printer Charges	0	0	0
-1	817	0	0	50250 - Sales To The Public	0	0	0
55	0	0	0	50270 - Interest Earnings	0	0	0
-30	34	0	0	50280 - Fines & Forfeitures	0	0	0
35,000	38,821	35,000	35,000	50310 - Intl Svc Reimburse	35,000	0	0
1,129	245	0	0	50350 - Write Off	0	0	0
1,317	1,626	0	0	50360 - Misc Revenue	0	0	0
0	2,057	0	0	95104 - Settle All Revenue	0	0	0
64,447,312	68,428,094	74,133,930	74,133,930		75,645,346	0	0
OVERALL COUNTY							
5,759,695	6,586,538	6,800,000	6,800,000	50000 - Beg Working Capital	7,100,000	0	0
39,041	12,171	0	0	50270 - Interest Earnings	0	0	0
5,798,736	6,598,708	6,800,000	6,800,000		7,100,000	0	0
70,246,048	75,026,802	80,933,930	80,933,930	FUND TOTAL	82,745,346	0	0

FUND 1511: SPECIAL EXCISE TAXES FUND

FY14 ACTUAL	FY15 ACTUAL	FY16 ADOPTED	FY16 REVISED	REVENUE BY CATEGORY AND CLASS	FY17 PROPOSED	FY17 APPROVED	FY17 ADOPTED
314,594	315,371	315,370	315,370	TOTAL BEGINNING WORKING CAPITAL	13,437	0	0
TAXES							
4,034,588	4,477,889	4,793,091	4,793,091	Motor Vehicle Rental Tax	5,320,331	0	0
24,267,759	29,676,321	32,033,442	32,033,442	Transient Lodging Tax	36,838,458	0	0
28,302,347	34,154,210	36,826,533	36,826,533		42,158,789	0	0
4,671	5,323	4,500	4,500	TOTAL INTEREST	5,000	0	0
28,621,612	34,474,904	37,146,403	37,146,403	FUND TOTAL	42,177,226	0	0

FUND 1511: SPECIAL EXCISE TAXES FUND

FY14 ACTUAL	FY15 ACTUAL	FY16 ADOPTED	FY16 REVISED	EXPENDITURES BY DEPARTMENT	FY17 PROPOSED	FY17 APPROVED	FY17 ADOPTED
NONDEPARTMENTAL							
28,306,241	34,461,466	37,146,403	37,146,403	Contractual Services	42,177,226	0	0
28,306,241	34,461,466	37,146,403	37,146,403		42,177,226	0	0
UNAPPROPRIATED BALANCE							
315,371	13,437	0	0	UNAPPROPRIATED BALANCE	0	0	0
315,371	13,437	0	0		0	0	0
28,621,612	34,474,904	37,146,403	37,146,403	FUND TOTAL	42,177,226	0	0

FUND 1511: SPECIAL EXCISE TAXES FUND

FY14 ACTUAL	FY15 ACTUAL	FY16 ADOPTED	FY16 REVISED	REVENUE DETAIL	FY17 PROPOSED	FY17 APPROVED	FY17 ADOPTED
NONDEPARTMENTAL							
314,594	315,371	315,370	315,370	50000 - Beg Working Capital	13,437	0	0
24,267,759	29,676,321	32,033,442	32,033,442	50120 - Trnsient Lodging Tax	36,838,458	0	0
4,034,588	4,477,889	4,793,091	4,793,091	50130 - Motor Veh Rental Tax	5,320,331	0	0
0	0	4,500	4,500	50270 - Interest Earnings	5,000	0	0
28,616,941	34,469,580	37,146,403	37,146,403		42,177,226	0	0
OVERALL COUNTY							
4,671	5,323	0	0	50270 - Interest Earnings	0	0	0
4,671	5,323	0	0		0	0	0
28,621,612	34,474,904	37,146,403	37,146,403	FUND TOTAL	42,177,226	0	0

FUND 1512: LAND CORNER PRESERVATION FUND

FY14 ACTUAL	FY15 ACTUAL	FY16 ADOPTED	FY16 REVISED	REVENUE BY CATEGORY AND CLASS	FY17 PROPOSED	FY17 APPROVED	FY17 ADOPTED
1,285,145	1,594,603	1,889,650	1,889,650	TOTAL BEGINNING WORKING CAPITAL	2,853,000	0	0
INTERGOVERNMENTAL							
0	13,422	0	0	Local Sources	0	0	0
0	13,422	0	0		0	0	0
LICENSES & PERMITS							
26	0	0	0	Licenses	0	0	0
26	0	0	0		0	0	0
SERVICE CHARGES							
167,956	177,455	165,000	165,000	Services Charges	250,000	0	0
167,956	177,455	165,000	165,000		250,000	0	0
5,904	8,014	7,500	7,500	TOTAL INTEREST	15,000	0	0
OTHER							
0	0	0	0	Other Miscellaneous	0	0	0
1,287,420	1,355,078	1,225,000	1,225,000	Sales	1,050,000	0	0
57	0	240,000	240,000	Service Reimbursements	205,000	0	0
1,287,477	1,355,078	1,465,000	1,465,000		1,255,000	0	0
2,746,508	3,148,572	3,527,150	3,527,150	FUND TOTAL	4,373,000	0	0

FUND 1512: LAND CORNER PRESERVATION FUND

FY14 ACTUAL	FY15 ACTUAL	FY16 ADOPTED	FY16 REVISED	EXPENDITURES BY DEPARTMENT	FY17 PROPOSED	FY17 APPROVED	FY17 ADOPTED
COMMUNITY SERVICES							
884,820	674,256	1,111,806	1,111,806	Personnel	1,170,223	0	0
732	974	2,000	2,000	Contractual Services	2,000	0	0
237,022	230,806	347,009	347,009	Materials & Supplies	393,318	0	0
29,332	0	40,000	40,000	Capital Outlay	60,000	0	0
1,151,905	906,035	1,500,815	1,500,815		1,625,541	0	0
UNAPPROPRIATED BALANCE							
1,594,603	2,242,537	2,026,335	2,026,335	UNAPPROPRIATED BALANCE	2,747,459	0	0
1,594,603	2,242,537	2,026,335	2,026,335		2,747,459	0	0
2,746,508	3,148,572	3,527,150	3,527,150	FUND TOTAL	4,373,000	0	0

FUND 1512: LAND CORNER PRESERVATION FUND

FY14 ACTUAL	FY15 ACTUAL	FY16 ADOPTED	FY16 REVISED	REVENUE DETAIL	FY17 PROPOSED	FY17 APPROVED	FY17 ADOPTED
OVERALL COUNTY							
0	0	1,889,650	1,889,650	50000 - Beg Working Capital	2,853,000	0	0
5,904	8,014	7,500	7,500	50270 - Interest Earnings	15,000	0	0
5,904	8,014	1,897,150	1,897,150		2,868,000	0	0
COMMUNITY SERVICES							
1,285,145	1,594,603	0	0	50000 - Beg Working Capital	0	0	0
0	13,422	0	0	50200 - IG-OP-Other	0	0	0
26	0	0	0	50220 - Licenses & Fees	0	0	0
167,956	177,455	165,000	165,000	50235 - Charges For Srvcs	250,000	0	0
1,287,420	1,355,078	1,225,000	1,225,000	50250 - Sales To The Public	1,050,000	0	0
57	0	240,000	240,000	50310 - Intl Svc Reimburse	205,000	0	0
0	0	0	0	95104 - Settle All Revenue	0	0	0
2,740,604	3,140,558	1,630,000	1,630,000		1,505,000	0	0
2,746,508	3,148,572	3,527,150	3,527,150	FUND TOTAL	4,373,000	0	0

FUND 1513: INMATE WELFARE FUND

FY14 ACTUAL	FY15 ACTUAL	FY16 ADOPTED	FY16 REVISED	REVENUE BY CATEGORY AND CLASS	FY17 PROPOSED	FY17 APPROVED	FY17 ADOPTED
78,509	1,093	0	0	0 TOTAL BEGINNING WORKING CAPITAL	0	0	0
SERVICE CHARGES							
20,241	21,461	16,585	16,585	Services Charges	22,000	0	0
20,241	21,461	16,585	16,585		22,000	0	0
0	0	500	500	500 TOTAL INTEREST	0	0	0
OTHER							
483	0	1,000	1,000	Dividends/Refunds	0	0	0
14,195	9,200	10,000	10,000	Fines/Forfeitures	10,000	0	0
1,138,119	1,085,481	1,068,280	1,068,280	Sales	871,313	0	0
1,152,797	1,094,681	1,079,280	1,079,280		881,313	0	0
1,251,547	1,117,234	1,096,365	1,096,365	FUND TOTAL	903,313	0	0

FUND 1513: INMATE WELFARE FUND

FY14 ACTUAL	FY15 ACTUAL	FY16 ADOPTED	FY16 REVISED	EXPENDITURES BY DEPARTMENT	FY17 PROPOSED	FY17 APPROVED	FY17 ADOPTED
COMMUNITY JUSTICE							
434	0	900	900	Contractual Services	0	0	0
49	0	100	100	Materials & Supplies	0	0	0
483	0	1,000	1,000		0	0	0
SHERIFF							
505,738	339,759	516,634	516,634	Personnel	355,119	0	0
27,729	22,061	0	0	Contractual Services	0	0	0
716,503	742,924	578,731	578,731	Materials & Supplies	548,194	0	0
1,249,970	1,104,744	1,095,365	1,095,365		903,313	0	0
UNAPPROPRIATED BALANCE							
1,093	12,490	0	0	UNAPPROPRIATED BALANCE	0	0	0
1,093	12,490	0	0		0	0	0
1,251,547	1,117,234	1,096,365	1,096,365	FUND TOTAL	903,313	0	0

FUND 1513: INMATE WELFARE FUND

FY14 ACTUAL	FY15 ACTUAL	FY16 ADOPTED	FY16 REVISED	REVENUE DETAIL	FY17 PROPOSED	FY17 APPROVED	FY17 ADOPTED
COMMUNITY JUSTICE							
483	0	1,000	1,000	50290 - Dividends & Rebates	0	0	0
483	0	1,000	1,000		0	0	0

FUND 1513: INMATE WELFARE FUND

FY14 ACTUAL	FY15 ACTUAL	FY16 ADOPTED	FY16 REVISED	REVENUE DETAIL	FY17 PROPOSED	FY17 APPROVED	FY17 ADOPTED
SHERIFF							
78,509	1,093	0	0	50000 - Beg Working Capital	0	0	0
20,241	21,461	16,585	16,585	50235 - Charges For Srvc	22,000	0	0
1,138,119	1,085,481	1,068,280	1,068,280	50250 - Sales To The Public	871,313	0	0
0	0	500	500	50270 - Interest Earnings	0	0	0
14,195	9,200	10,000	10,000	50280 - Fines & Forfeitures	10,000	0	0
1,251,063	1,117,234	1,095,365	1,095,365		903,313	0	0
OVERALL COUNTY							
0	0	0	0	50270 - Interest Earnings	0	0	0
0	0	0	0		0	0	0
1,251,547	1,117,234	1,096,365	1,096,365	FUND TOTAL	903,313	0	0

FUND 1516: JUSTICE SERVICES SPECIAL OPS FUND

FY14 ACTUAL	FY15 ACTUAL	FY16 ADOPTED	FY16 REVISED	REVENUE BY CATEGORY AND CLASS	FY17 PROPOSED	FY17 APPROVED	FY17 ADOPTED
549,913	522,687	272,546	305,138	TOTAL BEGINNING WORKING CAPITAL	444,000	0	0
INTERGOVERNMENTAL							
0	0	98,000	98,000	Local Sources	98,000	0	0
6,121	8,923	9,000	9,000	State Sources	5,000	0	0
6,121	8,923	107,000	107,000		103,000	0	0
LICENSES & PERMITS							
2,276,417	2,252,653	2,354,520	2,354,520	Licenses	2,389,210	0	0
516,268	541,011	470,000	470,000	Permits	520,000	0	0
2,792,685	2,793,664	2,824,520	2,824,520		2,909,210	0	0
SERVICE CHARGES							
1,642,718	1,736,189	1,939,277	1,939,277	IG Charges for Services	1,744,253	0	0
39,390	16,359	17,500	17,500	Services Charges	54,515	0	0
1,682,108	1,752,548	1,956,777	1,956,777		1,798,768	0	0
1,395	597	0	0	TOTAL INTEREST	0	0	0
OTHER							
9,940	9,967	0	0	Dividends/Refunds	0	0	0
930,979	911,205	1,101,200	1,101,200	Fines/Forfeitures	1,071,700	0	0
450	5,593	0	0	Miscellaneous	0	0	0
47	0	0	0	Nongovernmental Grants	0	0	0
-10,000	12,200	0	0	Other Miscellaneous	0	0	0
96,327	52,736	50,000	50,000	Sales	40,000	0	0
257,171	267,484	267,484	267,484	Service Reimbursements	267,484	0	0
2,250	6,800	0	0	Trusts	0	0	0
1,287,165	1,265,985	1,418,684	1,418,684		1,379,184	0	0
6,319,388	6,344,405	6,579,527	6,612,119	FUND TOTAL	6,634,162	0	0

FUND 1516: JUSTICE SERVICES SPECIAL OPS FUND

FY14 ACTUAL	FY15 ACTUAL	FY16 ADOPTED	FY16 REVISED	EXPENDITURES BY DEPARTMENT	FY17 PROPOSED	FY17 APPROVED	FY17 ADOPTED
COMMUNITY JUSTICE							
1,884,606	1,814,009	1,898,941	1,902,762	Personnel	1,873,013	0	0
99,698	108,119	173,872	173,872	Contractual Services	126,546	0	0
328,305	314,054	336,907	333,086	Materials & Supplies	374,651	0	0
2,312,609	2,236,183	2,409,720	2,409,720		2,374,210	0	0

FUND 1516: JUSTICE SERVICES SPECIAL OPS FUND								
FY14 ACTUAL	FY15 ACTUAL	FY16 ADOPTED	FY16 REVISED	EXPENDITURES BY DEPARTMENT	FY17 PROPOSED	FY17 APPROVED	FY17 ADOPTED	
DISTRICT ATTORNEY								
0	86,126	0	0	Personnel	0	0	0	0
88	6,614	0	0	Materials & Supplies	0	0	0	0
18,791	0	0	0	Capital Outlay	0	0	0	0
18,879	92,740	0	0		0	0	0	0
SHERIFF								
2,718,303	2,897,314	3,311,647	3,311,647	Personnel	3,190,706	0	0	0
220,389	182,522	336,333	366,341	Contractual Services	438,338	0	0	0
500,564	404,253	521,827	524,411	Materials & Supplies	630,908	0	0	0
45,957	24,987	0	0	Capital Outlay	0	0	0	0
3,485,213	3,509,076	4,169,807	4,202,399		4,259,952	0	0	0
UNAPPROPRIATED BALANCE								
522,687	506,406	0	0	UNAPPROPRIATED BALANCE	0	0	0	0
522,687	506,406	0	0		0	0	0	0
6,339,388	6,344,405	6,579,527	6,612,119	FUND TOTAL	6,634,162	0	0	0

FUND 1516: JUSTICE SERVICES SPECIAL OPS FUND								
FY14 ACTUAL	FY15 ACTUAL	FY16 ADOPTED	FY16 REVISED	REVENUE DETAIL	FY17 PROPOSED	FY17 APPROVED	FY17 ADOPTED	
COMMUNITY JUSTICE								
59,287	0	0	0	50000 - Beg Working Capital	0	0	0	0
47	0	0	0	50210 - OP-Nongovt'l Prog	0	0	0	0
2,242,420	2,226,342	2,329,720	2,329,720	50220 - Licenses & Fees	2,368,710	0	0	0
465	218	80,000	80,000	50280 - Fines & Forfeitures	5,500	0	0	0
9,940	9,967	0	0	50290 - Dividends & Rebates	0	0	0	0
425	0	0	0	50350 - Write Off	0	0	0	0
25	-345	0	0	50360 - Misc Revenue	0	0	0	0
0	0	0	0	95104 - Settle All Revenue	0	0	0	0
2,312,609	2,236,183	2,409,720	2,409,720		2,374,210	0	0	0
DISTRICT ATTORNEY								
92,786	93,034	0	0	50000 - Beg Working Capital	0	0	0	0
248	0	0	0	50270 - Interest Earnings	0	0	0	0
18,879	0	0	0	50280 - Fines & Forfeitures	0	0	0	0
111,913	93,034	0	0		0	0	0	0

FUND 1516: JUSTICE SERVICES SPECIAL OPS FUND

FY14 ACTUAL	FY15 ACTUAL	FY16 ADOPTED	FY16 REVISED	REVENUE DETAIL	FY17 PROPOSED	FY17 APPROVED	FY17 ADOPTED
SHERIFF							
397,841	429,653	272,546	305,138	50000 - Beg Working Capital	444,000	0	0
6,121	8,923	9,000	9,000	50180 - IG-OP-Direct St	5,000	0	0
0	0	98,000	98,000	50200 - IG-OP-Other	98,000	0	0
33,997	26,311	24,800	24,800	50220 - Licenses & Fees	20,500	0	0
516,268	541,011	470,000	470,000	50230 - Permits	520,000	0	0
39,390	16,359	17,500	17,500	50235 - Charges For Srvc	54,515	0	0
1,642,718	1,736,189	1,939,277	1,939,277	50236 - IG-Charges For Srvc	1,744,253	0	0
96,327	52,736	50,000	50,000	50250 - Sales To The Public	40,000	0	0
1,147	597	0	0	50270 - Interest Earnings	0	0	0
911,635	910,987	1,021,200	1,021,200	50280 - Fines & Forfeitures	1,066,200	0	0
2,250	6,800	0	0	50300 - OP-Donations	0	0	0
257,171	267,484	267,484	267,484	50310 - Intl Svc Reimburse	267,484	0	0
0	5,748	0	0	50340 - Asset Sale Proceeds	0	0	0
0	190	0	0	50360 - Misc Revenue	0	0	0
-10,000	12,200	0	0	95104 - Settle All Revenue	0	0	0
3,894,866	4,015,188	4,169,807	4,202,399		4,259,952	0	0
OVERALL COUNTY							
0	0	0	0	50270 - Interest Earnings	0	0	0
0	0	0	0		0	0	0
6,319,388	6,344,405	6,579,527	6,612,119	FUND TOTAL	6,634,162	0	0

FUND 1518: OREGON HISTORICAL SOCIETY LEVY FUND

FY14 ACTUAL	FY15 ACTUAL	FY16 ADOPTED	FY16 REVISED	REVENUE BY CATEGORY AND CLASS	FY17 PROPOSED	FY17 APPROVED	FY17 ADOPTED
12,646	9,478	12,068	12,068	TOTAL BEGINNING WORKING CAPITAL	16,490	0	0
TAXES							
1,138	877	0	0	In Lieu of Taxes	0	0	0
4,416	6,609	7,270	7,270	Penalty & Interest	8,000	0	0
22,982	30,267	26,436	26,436	Prior Year Taxes	33,350	0	0
1,657,931	1,964,290	2,073,369	2,373,369	Property Taxes	2,543,438	0	0
1,686,467	2,002,044	2,107,075	2,407,075		2,584,788	0	0
275	172	3,000	3,000	TOTAL INTEREST	3,000	0	0
1,699,388	2,011,693	2,122,143	2,422,143	FUND TOTAL	2,604,278	0	0

FUND 1518: OREGON HISTORICAL SOCIETY LEVY FUND

FY14 ACTUAL	FY15 ACTUAL	FY16 ADOPTED	FY16 REVISED	EXPENDITURES BY DEPARTMENT	FY17 PROPOSED	FY17 APPROVED	FY17 ADOPTED
NONDEPARTMENTAL							
1,689,911	1,989,820	2,114,643	2,414,643	Contractual Services	2,596,778	0	0
0	7,500	7,500	7,500	Materials & Supplies	7,500	0	0
1,689,911	1,997,320	2,122,143	2,422,143		2,604,278	0	0
UNAPPROPRIATED BALANCE							
9,478	14,373	0	0	UNAPPROPRIATED BALANCE	0	0	0
9,478	14,373	0	0		0	0	0
1,699,388	2,011,693	2,122,143	2,422,143	FUND TOTAL	2,604,278	0	0

FUND 1518: OREGON HISTORICAL SOCIETY LEVY FUND

FY14 ACTUAL	FY15 ACTUAL	FY16 ADOPTED	FY16 REVISED	REVENUE DETAIL	FY17 PROPOSED	FY17 APPROVED	FY17 ADOPTED
NONDEPARTMENTAL							
12,646	9,478	12,068	12,068	50000 - Beg Working Capital	16,490	0	0
1,657,931	1,964,290	2,073,369	2,373,369	50100 - Prop Taxes-Current	2,543,438	0	0
22,982	30,267	26,436	26,436	50101 - Prop Taxes-Prior	33,350	0	0
4,416	6,609	7,270	7,270	50103 - Prop Taxes-Interest	8,000	0	0
1,138	877	0	0	50110 - Tax Title	0	0	0
275	172	3,000	3,000	50270 - Interest Earnings	3,000	0	0
1,699,388	2,011,693	2,122,143	2,422,143		2,604,278	0	0
1,699,388	2,011,693	2,122,143	2,422,143	FUND TOTAL	2,604,278	0	0

FUND 1519: VIDEO LOTTERY FUND

FY14 ACTUAL	FY15 ACTUAL	FY16 ADOPTED	FY16 REVISED	REVENUE BY CATEGORY AND CLASS	FY17 PROPOSED	FY17 APPROVED	FY17 ADOPTED
1,328,280	703,733	544,503	544,503	TOTAL BEGINNING WORKING CAPITAL	1,406,100	0	0
INTERGOVERNMENTAL							
4,620,223	4,802,224	4,895,916	4,895,916	State Sources	5,330,000	0	0
4,620,223	4,802,224	4,895,916	4,895,916		5,330,000	0	0
1,574	0	0	0	TOTAL INTEREST	0	0	0
OTHER							
0	-3,175	0	0	Miscellaneous	0	0	0
671	0	0	0	Nongovernmental Grants	0	0	0
671	-3,175	0	0		0	0	0
5,950,748	5,502,782	5,440,419	5,440,419	FUND TOTAL	6,736,100	0	0

FUND 1519: VIDEO LOTTERY FUND

FY14 ACTUAL	FY15 ACTUAL	FY16 ADOPTED	FY16 REVISED	EXPENDITURES BY DEPARTMENT	FY17 PROPOSED	FY17 APPROVED	FY17 ADOPTED
COUNTY HUMAN SERVICES							
1,925,297	1,096,581	1,014,642	1,014,642	Contractual Services	0	0	0
1,925,297	1,096,581	1,014,642	1,014,642		0	0	0
COMMUNITY JUSTICE							
2,270,212	2,284,983	2,265,603	2,265,603	Personnel	2,181,904	0	0
12,266	9,644	20,642	20,642	Contractual Services	109,953	0	0
29,504	17,355	25,737	25,737	Materials & Supplies	20,125	0	0
2,311,982	2,311,982	2,311,982	2,311,982		2,311,982	0	0
NONDEPARTMENTAL							
229,217	0	95,000	95,000	Personnel	104,512	0	0
273,990	250,000	250,000	250,000	Contractual Services	2,487,142	0	0
447,763	392,088	417,089	417,089	Materials & Supplies	419,149	0	0
950,971	642,088	762,089	762,089		3,010,803	0	0
COUNTY MANAGEMENT							
0	136,520	130,859	130,859	Personnel	134,761	0	0
0	0	103,000	103,000	Contractual Services	2,615	0	0
0	36,134	41,074	41,074	Materials & Supplies	42,939	0	0
0	172,654	274,933	274,933		180,315	0	0

FUND 1519: VIDEO LOTTERY FUND								
FY14 ACTUAL	FY15 ACTUAL	FY16 ADOPTED	FY16 REVISED	EXPENDITURES BY DEPARTMENT	FY17 PROPOSED	FY17 APPROVED	FY17 ADOPTED	
COMMUNITY SERVICES								
0	181,411	273,684	273,684	Personnel	265,000	0	0	0
58,750	177,753	323,497	323,497	Contractual Services	435,000	0	0	0
15	3,387	0	0	Materials & Supplies	0	0	0	0
58,765	362,551	597,181	597,181		700,000	0	0	0
CONTINGENCY								
0	0	479,592	479,592	CONTINGENCY	533,000	0	0	0
0	0	479,592	479,592		533,000	0	0	0
UNAPPROPRIATED BALANCE								
703,733	916,927	0	0	UNAPPROPRIATED BALANCE	0	0	0	0
703,733	916,927	0	0		0	0	0	0
5,950,748	5,502,782	5,440,419	5,440,419	FUND TOTAL	6,736,100	0	0	0

FUND 1519: VIDEO LOTTERY FUND								
FY14 ACTUAL	FY15 ACTUAL	FY16 ADOPTED	FY16 REVISED	REVENUE DETAIL	FY17 PROPOSED	FY17 APPROVED	FY17 ADOPTED	
COMMUNITY JUSTICE								
0	0	0	0	50360 - Misc Revenue	0	0	0	0
0	0	0	0		0	0	0	0
NONDEPARTMENTAL								
671	0	0	0	50302 - Gen-Donations	0	0	0	0
0	-3,175	0	0	50350 - Write Off	0	0	0	0
671	-3,175	0	0		0	0	0	0
OVERALL COUNTY								
1,328,280	703,733	544,503	544,503	50000 - Beg Working Capital	1,406,100	0	0	0
4,620,223	4,802,224	4,895,916	4,895,916	50115 - Lottery Revenues	5,330,000	0	0	0
1,574	0	0	0	50270 - Interest Earnings	0	0	0	0
5,950,076	5,505,957	5,440,419	5,440,419		6,736,100	0	0	0
5,950,748	5,502,782	5,440,419	5,440,419	FUND TOTAL	6,736,100	0	0	0

FUND 2002: CAPITAL DEBT RETIREMENT FUND

FY14 ACTUAL	FY15 ACTUAL	FY16 ADOPTED	FY16 REVISED	REVENUE BY CATEGORY AND CLASS	FY17 PROPOSED	FY17 APPROVED	FY17 ADOPTED
4,456,760	1,063,193	305,695	305,695	TOTAL BEGINNING WORKING CAPITAL	1,687,426	0	0
INTERGOVERNMENTAL							
297,702	297,381	297,702	297,702	Federal Sources	298,985	0	0
297,702	297,381	297,702	297,702		298,985	0	0
0	0	10,000	10,000	TOTAL INTEREST	10,000	0	0
OTHER							
17,296,579	16,669,466	16,691,963	16,691,963	Service Reimbursements	16,694,182	0	0
17,296,579	16,669,466	16,691,963	16,691,963		16,694,182	0	0
25,092,192	1,800,000	1,400,000	1,400,000	TOTAL FINANCING SOURCES	0	0	0
47,143,232	19,830,041	18,705,360	18,705,360	FUND TOTAL	18,690,593	0	0

FUND 2002: CAPITAL DEBT RETIREMENT FUND

FY14 ACTUAL	FY15 ACTUAL	FY16 ADOPTED	FY16 REVISED	EXPENDITURES BY DEPARTMENT	FY17 PROPOSED	FY17 APPROVED	FY17 ADOPTED
NONDEPARTMENTAL							
119,098	1,525	3,000	3,000	Contractual Services	3,000	0	0
0	0	0	0	Materials & Supplies	0	0	0
45,960,941	19,278,666	17,009,090	17,009,090	Debt Service	17,580,217	0	0
46,080,039	19,280,191	17,012,090	17,012,090		17,583,217	0	0
CASH TRANSFERS TO...							
0	250,000	0	0	Asset Replacement Revolving Fund	0	0	0
0	0	0	0	Cash Transfer	0	0	0
0	250,000	0	0		0	0	0
UNAPPROPRIATED BALANCE							
1,063,193	299,850	1,693,270	1,693,270	UNAPPROPRIATED BALANCE	1,107,376	0	0
1,063,193	299,850	1,693,270	1,693,270		1,107,376	0	0
47,143,232	19,830,041	18,705,360	18,705,360	FUND TOTAL	18,690,593	0	0

FUND 2002: CAPITAL DEBT RETIREMENT FUND

FY14 ACTUAL	FY15 ACTUAL	FY16 ADOPTED	FY16 REVISED	REVENUE DETAIL	FY17 PROPOSED	FY17 APPROVED	FY17 ADOPTED
NONDEPARTMENTAL							
297,702	297,381	297,702	297,702	50170 - IG-OP-Direct Fed	298,985	0	0
78	68	0	0	50270 - Interest Earnings	0	0	0
17,296,579	16,669,466	16,691,963	16,691,963	50310 - Intl Svc Reimburse	16,694,182	0	0
22,530,000	0	0	0	50330 - Financing Proceeds	0	0	0
2,562,192	0	0	0	50335 - Premium on LT Debt	0	0	0
42,686,550	16,966,915	16,989,665	16,989,665		16,993,167	0	0
OVERALL COUNTY							
4,456,760	1,063,193	305,695	305,695	50000 - Beg Working Capital	1,687,426	0	0
-78	-68	10,000	10,000	50270 - Interest Earnings	10,000	0	0
0	1,800,000	1,400,000	1,400,000	50320 - Cash Trnsfr Revenue	0	0	0
4,456,682	2,863,125	1,715,695	1,715,695		1,697,426	0	0
47,143,232	19,830,041	18,705,360	18,705,360	FUND TOTAL	18,690,593	0	0

FUND 2003: GENERAL OBLIGATION BOND SINKING FUND

FY14 ACTUAL	FY15 ACTUAL	FY16 ADOPTED	FY16 REVISED	REVENUE BY CATEGORY AND CLASS	FY17 PROPOSED	FY17 APPROVED	FY17 ADOPTED
7,714,118	6,577,622	5,924,269	5,924,269	TOTAL BEGINNING WORKING CAPITAL	6,023,100	0	0
TAXES							
4,671	2,656	0	0	In Lieu of Taxes	0	0	0
43,063	37,843	32,000	32,000	Penalty & Interest	0	0	0
149,586	132,270	160,000	160,000	Prior Year Taxes	0	0	0
6,804,879	5,946,285	5,886,331	5,886,331	Property Taxes	0	0	0
7,002,199	6,119,055	6,078,331	6,078,331		0	0	0
22,106	22,027	35,000	35,000	TOTAL INTEREST	0	0	0
14,738,422	12,718,704	12,037,600	12,037,600	FUND TOTAL	6,023,100	0	0

FUND 2003: GENERAL OBLIGATION BOND SINKING FUND

FY14 ACTUAL	FY15 ACTUAL	FY16 ADOPTED	FY16 REVISED	EXPENDITURES BY DEPARTMENT	FY17 PROPOSED	FY17 APPROVED	FY17 ADOPTED
NONDEPARTMENTAL							
8,160,800	6,771,675	6,014,500	6,014,500	Debt Service	6,023,100	0	0
8,160,800	6,771,675	6,014,500	6,014,500		6,023,100	0	0
UNAPPROPRIATED BALANCE							
6,577,622	5,947,029	6,023,100	6,023,100	UNAPPROPRIATED BALANCE	0	0	0
6,577,622	5,947,029	6,023,100	6,023,100		0	0	0
14,738,422	12,718,704	12,037,600	12,037,600	FUND TOTAL	6,023,100	0	0

FUND 2003: GENERAL OBLIGATION BOND SINKING FUND

FY14 ACTUAL	FY15 ACTUAL	FY16 ADOPTED	FY16 REVISED	REVENUE DETAIL	FY17 PROPOSED	FY17 APPROVED	FY17 ADOPTED
NONDEPARTMENTAL							
7,714,118	6,577,622	0	0	50000 - Beg Working Capital	0	0	0
6,804,879	5,946,285	0	0	50100 - Prop Taxes-Current	0	0	0
149,586	132,270	0	0	50101 - Prop Taxes-Prior	0	0	0
43,063	37,843	0	0	50103 - Prop Taxes-Interest	0	0	0
4,671	2,656	0	0	50110 - Tax Title	0	0	0
1,137	535	0	0	50270 - Interest Earnings	0	0	0
14,717,453	12,697,212	0	0		0	0	0

FUND 2003: GENERAL OBLIGATION BOND SINKING FUND

FY14 ACTUAL	FY15 ACTUAL	FY16 ADOPTED	FY16 REVISED	REVENUE DETAIL	FY17 PROPOSED	FY17 APPROVED	FY17 ADOPTED
OVERALL COUNTY							
0	0	5,924,269	5,924,269	50000 - Beg Working Capital	6,023,100	0	0
0	0	5,886,331	5,886,331	50100 - Prop Taxes-Current	0	0	0
0	0	160,000	160,000	50101 - Prop Taxes-Prior	0	0	0
0	0	32,000	32,000	50103 - Prop Taxes-Interest	0	0	0
20,969	21,492	35,000	35,000	50270 - Interest Earnings	0	0	0
20,969	21,492	12,037,600	12,037,600		6,023,100	0	0
14,738,422	12,718,704	12,037,600	12,037,600	FUND TOTAL	6,023,100	0	0

FUND 2004: PERS BOND SINKING FUND

FY14 ACTUAL	FY15 ACTUAL	FY16 ADOPTED	FY16 REVISED	REVENUE BY CATEGORY AND CLASS	FY17 PROPOSED	FY17 APPROVED	FY17 ADOPTED
57,832,047	69,364,726	76,565,199	76,565,199	TOTAL BEGINNING WORKING CAPITAL	89,381,149	0	0
251,308	319,460	320,000	320,000	TOTAL INTEREST	386,287	0	0
OTHER							
29,318,422	33,681,496	20,286,427	20,286,427	Service Reimbursements	28,128,480	0	0
29,318,422	33,681,496	20,286,427	20,286,427		28,128,480	0	0
87,401,776	103,365,682	97,171,626	97,171,626	FUND TOTAL	117,895,916	0	0

FUND 2004: PERS BOND SINKING FUND

FY14 ACTUAL	FY15 ACTUAL	FY16 ADOPTED	FY16 REVISED	EXPENDITURES BY DEPARTMENT	FY17 PROPOSED	FY17 APPROVED	FY17 ADOPTED
NONDEPARTMENTAL							
450	450	1,000	1,000	Contractual Services	25,001,000	0	0
18,036,600	19,086,600	20,186,600	20,186,600	Debt Service	21,343,067	0	0
18,037,050	19,087,050	20,187,600	20,187,600		46,344,067	0	0
UNAPPROPRIATED BALANCE							
69,364,726	84,278,632	76,984,026	76,984,026	UNAPPROPRIATED BALANCE	71,551,849	0	0
69,364,726	84,278,632	76,984,026	76,984,026		71,551,849	0	0
87,401,776	103,365,682	97,171,626	97,171,626	FUND TOTAL	117,895,916	0	0

FUND 2004: PERS BOND SINKING FUND

FY14 ACTUAL	FY15 ACTUAL	FY16 ADOPTED	FY16 REVISED	REVENUE DETAIL	FY17 PROPOSED	FY17 APPROVED	FY17 ADOPTED
NONDEPARTMENTAL							
57,832,047	69,364,726	0	0	50000 - Beg Working Capital	0	0	0
29,318,422	33,681,496	20,286,427	20,286,427	50310 - Intl Svc Reimburse	28,128,480	0	0
87,150,469	103,046,222	20,286,427	20,286,427		28,128,480	0	0
OVERALL COUNTY							
0	0	76,565,199	76,565,199	50000 - Beg Working Capital	89,381,149	0	0
251,308	319,460	320,000	320,000	50270 - Interest Earnings	386,287	0	0
251,308	319,460	76,885,199	76,885,199		89,767,436	0	0
87,401,776	103,365,682	97,171,626	97,171,626	FUND TOTAL	117,895,916	0	0

FUND 2500: DOWNTOWN COURTHOUSE CAPITAL FUND

FY14 ACTUAL	FY15 ACTUAL	FY16 ADOPTED	FY16 REVISED	REVENUE BY CATEGORY AND CLASS	FY17 PROPOSED	FY17 APPROVED	FY17 ADOPTED
0	0	10,780,900	10,780,900	TOTAL BEGINNING WORKING CAPITAL	31,900,935	0	0
INTERGOVERNMENTAL							
0	10,000	5,000,000	5,000,000	State Sources	32,451,607	0	0
0	10,000	5,000,000	5,000,000		32,451,607	0	0
0	40,190	0	0	TOTAL INTEREST	0	0	0
OTHER							
0	0	10,430,000	10,430,000	Miscellaneous	0	0	0
0	0	10,430,000	10,430,000		0	0	0
0	11,900,720	28,120,000	28,120,000	TOTAL FINANCING SOURCES	34,250,000	0	0
0	11,950,910	54,330,900	54,330,900	FUND TOTAL	98,602,542	0	0

FUND 2500: DOWNTOWN COURTHOUSE CAPITAL FUND

FY14 ACTUAL	FY15 ACTUAL	FY16 ADOPTED	FY16 REVISED	EXPENDITURES BY DEPARTMENT	FY17 PROPOSED	FY17 APPROVED	FY17 ADOPTED
COUNTY ASSETS							
0	219,603	0	0	Personnel	67,791	0	0
0	1,339,931	6,613,000	6,613,000	Contractual Services	92,480,282	0	0
0	1,081	132,000	132,000	Materials & Supplies	974,469	0	0
0	35,000	46,225,900	46,225,900	Capital Outlay	5,080,000	0	0
0	1,595,614	52,970,900	52,970,900		98,602,542	0	0
CONTINGENCY							
0	0	1,360,000	1,360,000	CONTINGENCY	0	0	0
0	0	1,360,000	1,360,000		0	0	0
UNAPPROPRIATED BALANCE							
0	10,355,295	0	0	UNAPPROPRIATED BALANCE	0	0	0
0	10,355,295	0	0		0	0	0
0	11,950,910	54,330,900	54,330,900	FUND TOTAL	98,602,542	0	0

FUND 2500: DOWNTOWN COURTHOUSE CAPITAL FUND

FY14 ACTUAL	FY15 ACTUAL	FY16 ADOPTED	FY16 REVISED	REVENUE DETAIL	FY17 PROPOSED	FY17 APPROVED	FY17 ADOPTED
OVERALL COUNTY							
0	40,190	0	0	50270 - Interest Earnings	0	0	0
0	40,190	0	0		0	0	0

FUND 2500: DOWNTOWN COURTHOUSE CAPITAL FUND

FY14 ACTUAL	FY15 ACTUAL	FY16 ADOPTED	FY16 REVISED	REVENUE DETAIL	FY17 PROPOSED	FY17 APPROVED	FY17 ADOPTED
COUNTY ASSETS							
0	0	10,780,900	10,780,900	50000 - Beg Working Capital	31,900,935	0	0
0	10,000	5,000,000	5,000,000	50180 - IG-OP-Direct St	32,451,607	0	0
0	11,900,720	28,120,000	28,120,000	50320 - Cash Trnsfr Revenue	19,900,000	0	0
0	0	0	0	50330 - Financing Proceeds	14,350,000	0	0
0	0	10,430,000	10,430,000	50340 - Asset Sale Proceeds	0	0	0
0	11,910,720	54,330,900	54,330,900		98,602,542	0	0
0	11,950,910	54,330,900	54,330,900	FUND TOTAL	98,602,542	0	0

FUND 2503: ASSET REPLACEMENT REVOLVING FUND

FY14 ACTUAL	FY15 ACTUAL	FY16 ADOPTED	FY16 REVISED	REVENUE BY CATEGORY AND CLASS	FY17 PROPOSED	FY17 APPROVED	FY17 ADOPTED
0	226,000	371,000	371,000	TOTAL BEGINNING WORKING CAPITAL	375,186	0	0
0	3,226	0	0	TOTAL INTEREST	0	0	0
226,000	250,000	35,351	35,351	TOTAL FINANCING SOURCES	0	0	0
226,000	479,226	406,351	406,351	FUND TOTAL	375,186	0	0

FUND 2503: ASSET REPLACEMENT REVOLVING FUND

FY14 ACTUAL	FY15 ACTUAL	FY16 ADOPTED	FY16 REVISED	EXPENDITURES BY DEPARTMENT	FY17 PROPOSED	FY17 APPROVED	FY17 ADOPTED
COUNTY ASSETS							
0	0	371,000	371,000	Contractual Services	0	0	0
0	0	35,351	35,351	Materials & Supplies	0	0	0
0	0	0	0	Capital Outlay	375,186	0	0
0	0	406,351	406,351		375,186	0	0
CASH TRANSFERS TO...							
0	105,000	0	0	Asset Replacement Revolving Fund	0	0	0
0	105,000	0	0		0	0	0
UNAPPROPRIATED BALANCE							
226,000	374,226	0	0	UNAPPROPRIATED BALANCE	0	0	0
226,000	374,226	0	0		0	0	0
226,000	479,226	406,351	406,351	FUND TOTAL	375,186	0	0

FUND 2503: ASSET REPLACEMENT REVOLVING FUND

FY14 ACTUAL	FY15 ACTUAL	FY16 ADOPTED	FY16 REVISED	REVENUE DETAIL	FY17 PROPOSED	FY17 APPROVED	FY17 ADOPTED
OVERALL COUNTY							
0	226,000	0	0	50000 - Beg Working Capital	0	0	0
0	3,226	0	0	50270 - Interest Earnings	0	0	0
0	229,226	0	0		0	0	0
COUNTY ASSETS							
0	0	371,000	371,000	50000 - Beg Working Capital	375,186	0	0
226,000	250,000	35,351	35,351	50320 - Cash Trnsfr Revenue	0	0	0
226,000	250,000	406,351	406,351		375,186	0	0
226,000	479,226	406,351	406,351	FUND TOTAL	375,186	0	0

FUND 2504: FINANCED PROJECTS FUND

FY14 ACTUAL	FY15 ACTUAL	FY16 ADOPTED	FY16 REVISED	REVENUE BY CATEGORY AND CLASS	FY17 PROPOSED	FY17 APPROVED	FY17 ADOPTED
3,962,235	3,864,024	4,930,000	4,930,000	TOTAL BEGINNING WORKING CAPITAL	4,094,000	0	0
15,425	19,451	0	0	TOTAL INTEREST	0	0	0
0	1,500,000	0	0	TOTAL FINANCING SOURCES	0	0	0
3,977,660	5,383,476	4,930,000	4,930,000	FUND TOTAL	4,094,000	0	0

FUND 2504: FINANCED PROJECTS FUND

FY14 ACTUAL	FY15 ACTUAL	FY16 ADOPTED	FY16 REVISED	EXPENDITURES BY DEPARTMENT	FY17 PROPOSED	FY17 APPROVED	FY17 ADOPTED
COUNTY MANAGEMENT							
89,761	25,076	322,210	322,210	Personnel	338,334	0	0
366	356,530	4,111,738	4,111,738	Contractual Services	3,339,466	0	0
23,509	2,126	496,052	496,052	Materials & Supplies	416,200	0	0
0	49,685	0	0	Capital Outlay	0	0	0
113,635	433,417	4,930,000	4,930,000		4,094,000	0	0
UNAPPROPRIATED BALANCE							
3,864,024	4,950,058	0	0	UNAPPROPRIATED BALANCE	0	0	0
3,864,024	4,950,058	0	0		0	0	0
3,977,660	5,383,476	4,930,000	4,930,000	FUND TOTAL	4,094,000	0	0

FUND 2504: FINANCED PROJECTS FUND

FY14 ACTUAL	FY15 ACTUAL	FY16 ADOPTED	FY16 REVISED	REVENUE DETAIL	FY17 PROPOSED	FY17 APPROVED	FY17 ADOPTED
OVERALL COUNTY							
933,775	949,199	0	0	50000 - Beg Working Capital	0	0	0
15,425	19,451	0	0	50270 - Interest Earnings	0	0	0
949,199	968,651	0	0		0	0	0
COUNTY MANAGEMENT							
3,028,460	2,914,825	4,930,000	4,930,000	50000 - Beg Working Capital	4,094,000	0	0
0	1,500,000	0	0	50320 - Cash Trnsfr Revenue	0	0	0
3,028,460	4,414,825	4,930,000	4,930,000		4,094,000	0	0
3,977,660	5,383,476	4,930,000	4,930,000	FUND TOTAL	4,094,000	0	0

FUND 2506: LIBRARY CAPITAL CONSTRUCTION FUND

FY14 ACTUAL	FY15 ACTUAL	FY16 ADOPTED	FY16 REVISED	REVENUE BY CATEGORY AND CLASS	FY17 PROPOSED	FY17 APPROVED	FY17 ADOPTED
0	0	1,800,000	2,047,574	TOTAL BEGINNING WORKING CAPITAL	2,201,628	0	0
0	5,680	0	0	TOTAL INTEREST	0	0	0
OTHER							
0	11,294	0	0	Dividends/Refunds	0	0	0
0	1,076,637	1,148,700	1,148,700	Service Reimbursements	1,238,162	0	0
0	1,087,930	1,148,700	1,148,700		1,238,162	0	0
0	1,078,853	0	0	TOTAL FINANCING SOURCES	0	0	0
0	2,172,464	2,948,700	3,196,274	FUND TOTAL	3,439,790	0	0

FUND 2506: LIBRARY CAPITAL CONSTRUCTION FUND

FY14 ACTUAL	FY15 ACTUAL	FY16 ADOPTED	FY16 REVISED	EXPENDITURES BY DEPARTMENT	FY17 PROPOSED	FY17 APPROVED	FY17 ADOPTED
COUNTY ASSETS							
0	37,040	0	0	Personnel	0	0	0
0	56,507	1,230,000	1,477,574	Contractual Services	1,300,000	0	0
0	31,331	200,000	200,000	Materials & Supplies	897,790	0	0
0	10	1,518,700	1,518,700	Capital Outlay	1,242,000	0	0
0	124,889	2,948,700	3,196,274		3,439,790	0	0
UNAPPROPRIATED BALANCE							
0	2,047,574	0	0	UNAPPROPRIATED BALANCE	0	0	0
0	2,047,574	0	0		0	0	0
0	2,172,464	2,948,700	3,196,274	FUND TOTAL	3,439,790	0	0

FUND 2506: LIBRARY CAPITAL CONSTRUCTION FUND

FY14 ACTUAL	FY15 ACTUAL	FY16 ADOPTED	FY16 REVISED	REVENUE DETAIL	FY17 PROPOSED	FY17 APPROVED	FY17 ADOPTED
OVERALL COUNTY							
0	5,680	0	0	50270 - Interest Earnings	0	0	0
0	5,680	0	0		0	0	0
COUNTY ASSETS							
0	0	1,800,000	2,047,574	50000 - Beg Working Capital	2,201,628	0	0
0	11,294	0	0	50290 - Dividends & Rebates	0	0	0
0	1,076,637	1,148,700	1,148,700	50310 - Intl Svc Reimburse	1,238,162	0	0
0	1,078,853	0	0	50320 - Cash Trnsfr Revenue	0	0	0
0	2,166,783	2,948,700	3,196,274		3,439,790	0	0
0	2,172,464	2,948,700	3,196,274	FUND TOTAL	3,439,790	0	0

FUND 2507: CAPITAL IMPROVEMENT FUND

FY14 ACTUAL	FY15 ACTUAL	FY16 ADOPTED	FY16 REVISED	REVENUE BY CATEGORY AND CLASS	FY17 PROPOSED	FY17 APPROVED	FY17 ADOPTED
19,404,974	32,848,146	12,790,000	12,790,000	TOTAL BEGINNING WORKING CAPITAL	10,016,216	0	0
TAXES							
0	0	0	0	Motor Vehicle Rental Tax	0	0	0
0	0	0	0		0	0	0
SERVICE CHARGES							
56,763	628,302	1,537,500	1,537,500	IG Charges for Services	590,441	0	0
56,763	628,302	1,537,500	1,537,500		590,441	0	0
91,014	58,554	25,000	25,000	TOTAL INTEREST	35,000	0	0
OTHER							
97,689	4,741	0	0	Dividends/Refunds	0	0	0
10,000,000	251,000	0	0	Miscellaneous	0	0	0
0	0	0	0	Other Miscellaneous	0	0	0
3,375,842	3,505,758	3,664,778	3,664,778	Service Reimbursements	3,955,847	0	0
13,473,532	3,761,499	3,664,778	3,664,778		3,955,847	0	0
8,924,755	1,167,500	2,306,937	2,306,937	TOTAL FINANCING SOURCES	8,050,088	0	0
41,951,038	38,464,001	20,324,215	20,324,215	FUND TOTAL	22,647,592	0	0

FUND 2507: CAPITAL IMPROVEMENT FUND

FY14 ACTUAL	FY15 ACTUAL	FY16 ADOPTED	FY16 REVISED	EXPENDITURES BY DEPARTMENT	FY17 PROPOSED	FY17 APPROVED	FY17 ADOPTED
COUNTY MANAGEMENT							
0	0	0	0	Personnel	0	0	0
0	0	0	0	Contractual Services	0	0	0
0	0	0	0		0	0	0
COUNTY ASSETS							
1,627,113	985,099	0	0	Personnel	15,065	0	0
5,466,268	2,969,804	6,135,557	6,135,557	Contractual Services	13,617,326	0	0
1,754,956	2,398,390	1,975,000	1,975,000	Materials & Supplies	4,374,622	0	0
254,531	684,789	12,213,658	12,213,658	Capital Outlay	2,249,813	0	0
24	4	0	0	Debt Service	0	0	0
9,102,891	7,038,086	20,324,215	20,324,215		20,256,826	0	0

FUND 2507: CAPITAL IMPROVEMENT FUND							
FY14 ACTUAL	FY15 ACTUAL	FY16 ADOPTED	FY16 REVISED	EXPENDITURES BY DEPARTMENT	FY17 PROPOSED	FY17 APPROVED	FY17 ADOPTED
CASH TRANSFERS TO...							
0	0	0	0	Cash Transfer	0	0	0
0	9,600,720	0	0	Downtown Courthouse Capital Fund	0	0	0
0	0	0	0	Hansen Building Replacement Fund	2,390,766	0	0
0	14,361,207	0	0	Health HQ Capital Fund	0	0	0
0	1,078,853	0	0	Library Construction Fund	0	0	0
0	25,040,780	0	0		2,390,766	0	0
UNAPPROPRIATED BALANCE							
32,848,146	6,385,135	0	0	UNAPPROPRIATED BALANCE	0	0	0
32,848,146	6,385,135	0	0		0	0	0
41,951,038	38,464,001	20,324,215	20,324,215	FUND TOTAL	22,647,592	0	0

FUND 2507: CAPITAL IMPROVEMENT FUND							
FY14 ACTUAL	FY15 ACTUAL	FY16 ADOPTED	FY16 REVISED	REVENUE DETAIL	FY17 PROPOSED	FY17 APPROVED	FY17 ADOPTED
OVERALL COUNTY							
0	0	0	0	50000 - Beg Working Capital	2,390,766	0	0
91,014	58,554	0	0	50270 - Interest Earnings	0	0	0
91,014	58,554	0	0		2,390,766	0	0
COUNTY ASSETS							
19,404,974	32,848,146	12,790,000	12,790,000	50000 - Beg Working Capital	7,625,450	0	0
0	0	0	0	50130 - Motor Veh Rental Tax	0	0	0
10,000,000	0	0	0	50215 - CAP-Other Prog	0	0	0
56,763	628,302	1,537,500	1,537,500	50236 - IG-Charges For Srvcs	590,441	0	0
0	0	25,000	25,000	50270 - Interest Earnings	35,000	0	0
97,689	4,741	0	0	50290 - Dividends & Rebates	0	0	0
3,375,842	3,505,758	3,664,778	3,664,778	50310 - Intl Svc Reimburse	3,955,847	0	0
8,924,755	1,167,500	2,306,937	2,306,937	50320 - Cash Trnsfr Revenue	8,050,088	0	0
0	260,000	0	0	50340 - Asset Sale Proceeds	0	0	0
0	-9,000	0	0	50350 - Write Off	0	0	0
0	0	0	0	95104 - Settle All Revenue	0	0	0
41,860,023	38,405,447	20,324,215	20,324,215		20,256,826	0	0
41,951,038	38,464,001	20,324,215	20,324,215	FUND TOTAL	22,647,592	0	0

FUND 2508: INFORMATION TECHNOLOGY CAPITAL FUND

FY14 ACTUAL	FY15 ACTUAL	FY16 ADOPTED	FY16 REVISED	REVENUE BY CATEGORY AND CLASS	FY17 PROPOSED	FY17 APPROVED	FY17 ADOPTED
0	0	0	0	0 TOTAL FINANCING SOURCES	6,861,123	0	0
0	0	0	0	0 FUND TOTAL	6,861,123	0	0

FUND 2508: INFORMATION TECHNOLOGY CAPITAL FUND

FY14 ACTUAL	FY15 ACTUAL	FY16 ADOPTED	FY16 REVISED	EXPENDITURES BY DEPARTMENT	FY17 PROPOSED	FY17 APPROVED	FY17 ADOPTED
COUNTY ASSETS							
0	0	0	0	Personnel	172,967	0	0
0	0	0	0	Contractual Services	6,486,374	0	0
0	0	0	0	Materials & Supplies	201,782	0	0
0	0	0	0		6,861,123	0	0
0	0	0	0	0 FUND TOTAL	6,861,123	0	0

FUND 2508: INFORMATION TECHNOLOGY CAPITAL FUND

FY14 ACTUAL	FY15 ACTUAL	FY16 ADOPTED	FY16 REVISED	REVENUE DETAIL	FY17 PROPOSED	FY17 APPROVED	FY17 ADOPTED
COUNTY ASSETS							
0	0	0	0	50320 - Cash Trnsfr Revenue	6,861,123	0	0
0	0	0	0		6,861,123	0	0
0	0	0	0	0 FUND TOTAL	6,861,123	0	0

FUND 2509: ASSET PRESERVATION FUND

FY14 ACTUAL	FY15 ACTUAL	FY16 ADOPTED	FY16 REVISED	REVENUE BY CATEGORY AND CLASS	FY17 PROPOSED	FY17 APPROVED	FY17 ADOPTED
7,924,084	9,109,384	8,660,000	8,660,000	TOTAL BEGINNING WORKING CAPITAL	11,950,062	0	0
INTERGOVERNMENTAL							
0	0	0	0	State Sources	230,000	0	0
0	0	0	0		230,000	0	0
SERVICE CHARGES							
0	20,957	0	0	Services Charges	0	0	0
0	20,957	0	0		0	0	0
34,040	39,710	20,000	20,000	TOTAL INTEREST	20,000	0	0
OTHER							
0	315,607	0	0	Dividends/Refunds	0	0	0
0	10	0	0	Miscellaneous	0	0	0
3,780,490	3,215,786	3,508,817	3,508,817	Service Reimbursements	3,837,872	0	0
3,780,490	3,531,402	3,508,817	3,508,817		3,837,872	0	0
541,201	289,350	2,475,557	2,475,557	TOTAL FINANCING SOURCES	360,604	0	0
12,279,815	12,990,803	14,664,374	14,664,374	FUND TOTAL	16,398,538	0	0

FUND 2509: ASSET PRESERVATION FUND

FY14 ACTUAL	FY15 ACTUAL	FY16 ADOPTED	FY16 REVISED	EXPENDITURES BY DEPARTMENT	FY17 PROPOSED	FY17 APPROVED	FY17 ADOPTED
COUNTY ASSETS							
404,471	511,680	0	0	Personnel	0	0	0
1,924,145	2,311,644	4,306,627	4,306,627	Contractual Services	4,636,627	0	0
752,076	956,818	350,000	350,000	Materials & Supplies	390,000	0	0
89,716	20,933	10,007,747	10,007,747	Capital Outlay	11,371,911	0	0
23	2	0	0	Debt Service	0	0	0
3,170,431	3,801,077	14,664,374	14,664,374		16,398,538	0	0
UNAPPROPRIATED BALANCE							
9,109,384	9,189,726	0	0	UNAPPROPRIATED BALANCE	0	0	0
9,109,384	9,189,726	0	0		0	0	0
12,279,815	12,990,803	14,664,374	14,664,374	FUND TOTAL	16,398,538	0	0

FUND 2509: ASSET PRESERVATION FUND

FY14 ACTUAL	FY15 ACTUAL	FY16 ADOPTED	FY16 REVISED	REVENUE DETAIL	FY17 PROPOSED	FY17 APPROVED	FY17 ADOPTED
OVERALL COUNTY							
34,040	39,710	0	0	50270 - Interest Earnings	0	0	0
34,040	39,710	0	0		0	0	0

FUND 2509: ASSET PRESERVATION FUND								
FY14 ACTUAL	FY15 ACTUAL	FY16 ADOPTED	FY16 REVISED	REVENUE DETAIL	FY17 PROPOSED	FY17 APPROVED	FY17 ADOPTED	
COUNTY MANAGEMENT								
0	10	0	0	50350 - Write Off	0	0	0	0
0	10	0	0		0	0	0	0
COUNTY ASSETS								
7,924,084	9,109,384	8,660,000	8,660,000	50000 - Beg Working Capital	11,950,062	0	0	0
0	0	0	0	50180 - IG-OP-Direct St	230,000	0	0	0
0	20,957	0	0	50235 - Charges For Srvcs	0	0	0	0
0	0	20,000	20,000	50270 - Interest Earnings	20,000	0	0	0
0	315,607	0	0	50290 - Dividends & Rebates	0	0	0	0
3,780,490	3,215,786	3,508,817	3,508,817	50310 - Intl Svc Reimburse	3,837,872	0	0	0
541,201	289,350	2,475,557	2,475,557	50320 - Cash Trnsfr Revenue	360,604	0	0	0
12,245,775	12,951,083	14,664,374	14,664,374		16,398,538	0	0	0
12,279,815	12,990,803	14,664,374	14,664,374	FUND TOTAL	16,398,538	0	0	0

FUND 2510: HEALTH HEADQUARTERS CAPITAL FUND

FY14 ACTUAL	FY15 ACTUAL	FY16 ADOPTED	FY16 REVISED	REVENUE BY CATEGORY AND CLASS	FY17 PROPOSED	FY17 APPROVED	FY17 ADOPTED
0	0	14,500,000	14,500,000	TOTAL BEGINNING WORKING CAPITAL	11,000,000	0	0
0	40,789	0	0	TOTAL INTEREST	0	0	0
OTHER							
0	0	16,900,000	16,900,000	Miscellaneous	16,948,460	0	0
0	0	16,900,000	16,900,000		16,948,460	0	0
0	15,361,207	13,739,000	13,739,000	TOTAL FINANCING SOURCES	36,851,540	0	0
0	15,401,996	45,139,000	45,139,000	FUND TOTAL	64,800,000	0	0

FUND 2510: HEALTH HEADQUARTERS CAPITAL FUND

FY14 ACTUAL	FY15 ACTUAL	FY16 ADOPTED	FY16 REVISED	EXPENDITURES BY DEPARTMENT	FY17 PROPOSED	FY17 APPROVED	FY17 ADOPTED
COUNTY ASSETS							
0	255,222	0	0	Personnel	67,791	0	0
0	1,044,696	0	0	Contractual Services	64,498,209	0	0
0	71,720	0	0	Materials & Supplies	234,000	0	0
0	0	45,139,000	45,139,000	Capital Outlay	0	0	0
0	1,371,638	45,139,000	45,139,000		64,800,000	0	0
UNAPPROPRIATED BALANCE							
0	14,030,358	0	0	UNAPPROPRIATED BALANCE	0	0	0
0	14,030,358	0	0		0	0	0
0	15,401,996	45,139,000	45,139,000	FUND TOTAL	64,800,000	0	0

FUND 2510: HEALTH HEADQUARTERS CAPITAL FUND

FY14 ACTUAL	FY15 ACTUAL	FY16 ADOPTED	FY16 REVISED	REVENUE DETAIL	FY17 PROPOSED	FY17 APPROVED	FY17 ADOPTED
COUNTY ASSETS							
0	0	14,500,000	14,500,000	50000 - Beg Working Capital	11,000,000	0	0
0	0	16,900,000	16,900,000	50215 - CAP-Other Prog	16,948,460	0	0
0	40,789	0	0	50270 - Interest Earnings	0	0	0
0	15,361,207	0	0	50320 - Cash Trnsfr Revenue	0	0	0
0	0	13,739,000	13,739,000	50330 - Financing Proceeds	36,851,540	0	0
0	15,401,996	45,139,000	45,139,000		64,800,000	0	0
0	15,401,996	45,139,000	45,139,000	FUND TOTAL	64,800,000	0	0

FUND 2511: SELLWOOD BRIDGE REPLACEMENT FUND

FY14 ACTUAL	FY15 ACTUAL	FY16 ADOPTED	FY16 REVISED	REVENUE BY CATEGORY AND CLASS	FY17 PROPOSED	FY17 APPROVED	FY17 ADOPTED
75,694,451	70,974,109	41,240,683	41,240,683	TOTAL BEGINNING WORKING CAPITAL	14,368,792	0	0
INTERGOVERNMENTAL							
19,473,351	5,014,536	192,068	192,068	Federal & State Sources	131,086	0	0
0	0	0	0	Local Sources	10,500,000	0	0
5,230,396	12,961,717	9,000,000	9,000,000	State Sources	1,018,104	0	0
24,703,747	17,976,253	9,192,068	9,192,068		11,649,190	0	0
LICENSES & PERMITS							
11,249,027	11,602,487	11,172,605	11,172,605	Licenses	11,481,537	0	0
11,249,027	11,602,487	11,172,605	11,172,605		11,481,537	0	0
211,291	256,108	10,000	10,000	TOTAL INTEREST	0	0	0
OTHER							
0	9,386	0	0	Dividends/Refunds	0	0	0
50,000,304	20,000,000	0	0	Miscellaneous	0	0	0
0	208	0	0	Sales	0	0	0
50,000,304	20,009,594	0	0		0	0	0
161,858,820	120,818,551	61,615,356	61,615,356	FUND TOTAL	37,499,519	0	0

FUND 2511: SELLWOOD BRIDGE REPLACEMENT FUND

FY14 ACTUAL	FY15 ACTUAL	FY16 ADOPTED	FY16 REVISED	EXPENDITURES BY DEPARTMENT	FY17 PROPOSED	FY17 APPROVED	FY17 ADOPTED
COMMUNITY SERVICES							
3,056,907	3,167,486	78,150	78,150	Personnel	83,538	0	0
16,317,643	7,116,216	5,570,000	5,570,000	Contractual Services	2,830,000	0	0
10,047,152	10,012,061	12,935,207	12,935,207	Materials & Supplies	11,032,756	0	0
61,463,009	43,700,641	43,031,999	43,031,999	Capital Outlay	23,553,225	0	0
90,884,711	63,996,404	61,615,356	61,615,356		37,499,519	0	0
UNAPPROPRIATED BALANCE							
70,974,109	56,822,146	0	0	UNAPPROPRIATED BALANCE	0	0	0
70,974,109	56,822,146	0	0		0	0	0
161,858,820	120,818,551	61,615,356	61,615,356	FUND TOTAL	37,499,519	0	0

FUND 2511: SELLWOOD BRIDGE REPLACEMENT FUND

FY14 ACTUAL	FY15 ACTUAL	FY16 ADOPTED	FY16 REVISED	REVENUE DETAIL	FY17 PROPOSED	FY17 APPROVED	FY17 ADOPTED
COMMUNITY SERVICES							
75,694,451	70,974,109	41,240,683	41,240,683	50000 - Beg Working Capital	14,368,792	0	0
5,230,396	12,961,717	9,000,000	9,000,000	50180 - IG-OP-Direct St	1,018,104	0	0
19,473,351	5,014,536	192,068	192,068	50190 - IG-OP-Fed Thru St	131,086	0	0
0	0	0	0	50200 - IG-OP-Other	10,500,000	0	0
50,000,000	20,000,000	0	0	50215 - CAP-Other Prog	0	0	0
11,249,027	11,602,487	11,172,605	11,172,605	50220 - Licenses & Fees	11,481,537	0	0
0	208	0	0	50250 - Sales To The Public	0	0	0
211,291	256,108	10,000	10,000	50270 - Interest Earnings	0	0	0
0	9,386	0	0	50290 - Dividends & Rebates	0	0	0
79	0	0	0	50350 - Write Off	0	0	0
225	0	0	0	50360 - Misc Revenue	0	0	0
161,858,820	120,818,551	61,615,356	61,615,356		37,499,519	0	0
161,858,820	120,818,551	61,615,356	61,615,356	FUND TOTAL	37,499,519	0	0

FUND 2512: HANSEN BUILDING REPLACEMENT FUND

FY14 ACTUAL	FY15 ACTUAL	FY16 ADOPTED	FY16 REVISED	REVENUE BY CATEGORY AND CLASS	FY17 PROPOSED	FY17 APPROVED	FY17 ADOPTED
0	0	0	0	0 TOTAL FINANCING SOURCES	5,390,766	0	0
0	0	0	0	0 FUND TOTAL	5,390,766	0	0

FUND 2512: HANSEN BUILDING REPLACEMENT FUND

FY14 ACTUAL	FY15 ACTUAL	FY16 ADOPTED	FY16 REVISED	EXPENDITURES BY DEPARTMENT	FY17 PROPOSED	FY17 APPROVED	FY17 ADOPTED
COUNTY ASSETS							
0	0	0	0	Contractual Services	3,973,411	0	0
0	0	0	0	Capital Outlay	1,417,355	0	0
0	0	0	0		5,390,766	0	0
0	0	0	0	0 FUND TOTAL	5,390,766	0	0

FUND 2512: HANSEN BUILDING REPLACEMENT FUND

FY14 ACTUAL	FY15 ACTUAL	FY16 ADOPTED	FY16 REVISED	REVENUE DETAIL	FY17 PROPOSED	FY17 APPROVED	FY17 ADOPTED
COUNTY ASSETS							
0	0	0	0	50320 - Cash Trnsfr Revenue	5,390,766	0	0
0	0	0	0		5,390,766	0	0
0	0	0	0	0 FUND TOTAL	5,390,766	0	0

FUND 3002: BEHAVIORAL HEALTH MANAGED CARE FUND

FY14 ACTUAL	FY15 ACTUAL	FY16 ADOPTED	FY16 REVISED	REVENUE BY CATEGORY AND CLASS	FY17 PROPOSED	FY17 APPROVED	FY17 ADOPTED
16,650,992	16,711,440	23,370,135	23,370,135	TOTAL BEGINNING WORKING CAPITAL	4,075,189	0	0
INTERGOVERNMENTAL							
53,111,511	71,148,901	71,497,328	72,522,063	Federal & State Sources	64,214,775	0	0
0	0	1,024,735	0	State Sources	0	0	0
53,111,511	71,148,901	72,522,063	72,522,063		64,214,775	0	0
93,761	108,901	117,000	117,000	TOTAL INTEREST	0	0	0
OTHER							
10,609	93,364	0	0	Miscellaneous	0	0	0
-245	0	0	0	Trusts	0	0	0
10,364	93,364	0	0		0	0	0
69,866,627	88,062,606	96,009,198	96,009,198	FUND TOTAL	68,289,964	0	0

FUND 3002: BEHAVIORAL HEALTH MANAGED CARE FUND

FY14 ACTUAL	FY15 ACTUAL	FY16 ADOPTED	FY16 REVISED	EXPENDITURES BY DEPARTMENT	FY17 PROPOSED	FY17 APPROVED	FY17 ADOPTED
COUNTY HUMAN SERVICES							
4,916,336	6,319,704	0	0	Personnel	0	0	0
44,815,575	59,437,026	0	0	Contractual Services	0	0	0
3,423,276	4,550,086	0	0	Materials & Supplies	0	0	0
53,155,187	70,306,816	0	0		0	0	0
HEALTH DEPARTMENT							
0	0	7,725,030	7,734,475	Personnel	8,722,691	0	0
0	0	58,130,077	58,130,077	Contractual Services	52,560,088	0	0
0	0	7,158,716	7,149,271	Materials & Supplies	2,931,996	0	0
0	0	73,013,823	73,013,823		64,214,775	0	0
CONTINGENCY							
0	0	22,995,375	22,995,375	CONTINGENCY	4,075,189	0	0
0	0	22,995,375	22,995,375		4,075,189	0	0
UNAPPROPRIATED BALANCE							
16,711,440	17,755,790	0	0	UNAPPROPRIATED BALANCE	0	0	0
16,711,440	17,755,790	0	0		0	0	0
69,866,627	88,062,606	96,009,198	96,009,198	FUND TOTAL	68,289,964	0	0

FUND 3002: BEHAVIORAL HEALTH MANAGED CARE FUND							
FY14 ACTUAL	FY15 ACTUAL	FY16 ADOPTED	FY16 REVISED	REVENUE DETAIL	FY17 PROPOSED	FY17 APPROVED	FY17 ADOPTED
COUNTY HUMAN SERVICES							
13,228,940	13,281,105	0	0	50000 - Beg Working Capital	0	0	0
53,111,511	71,148,901	0	0	50195 - IG-OP-Fed Thru Other	0	0	0
52,165	65,060	0	0	50270 - Interest Earnings	0	0	0
-245	0	0	0	50300 - OP-Donations	0	0	0
10,609	93,194	0	0	50350 - Write Off	0	0	0
0	170	0	0	50360 - Misc Revenue	0	0	0
66,402,980	84,588,430	0	0		0	0	0
HEALTH DEPARTMENT							
0	0	491,760	491,760	50000 - Beg Working Capital	0	0	0
0	0	1,024,735	0	50180 - IG-OP-Direct St	0	0	0
0	0	1,451,693	0	50190 - IG-OP-Fed Thru St	0	0	0
0	0	70,045,635	72,522,063	50195 - IG-OP-Fed Thru Other	64,214,775	0	0
0	0	73,013,823	73,013,823		64,214,775	0	0
OVERALL COUNTY							
3,422,051	3,430,335	22,878,375	22,878,375	50000 - Beg Working Capital	4,075,189	0	0
41,596	43,841	117,000	117,000	50270 - Interest Earnings	0	0	0
3,463,648	3,474,176	22,995,375	22,995,375		4,075,189	0	0
69,866,627	88,062,606	96,009,198	96,009,198	FUND TOTAL	68,289,964	0	0

FUND 3500: RISK MANAGEMENT FUND

FY14 ACTUAL	FY15 ACTUAL	FY16 ADOPTED	FY16 REVISED	REVENUE BY CATEGORY AND CLASS	FY17 PROPOSED	FY17 APPROVED	FY17 ADOPTED
51,153,439	54,556,100	56,406,000	56,406,000	TOTAL BEGINNING WORKING CAPITAL	57,000,000	0	0
INTERGOVERNMENTAL							
0	45,557	0	0	State Sources	0	0	0
0	45,557	0	0		0	0	0
LICENSES & PERMITS							
3,893	5,378	0	0	Licenses	0	0	0
3,893	5,378	0	0		0	0	0
SERVICE CHARGES							
25,370	26,262	20,000	20,000	Facilities Management	30,000	0	0
50	40	0	0	Miscellaneous	0	0	0
18,045	17,015	30,000	30,000	Services Charges	20,000	0	0
43,465	43,317	50,000	50,000		50,000	0	0
253,700	271,968	250,000	250,000	TOTAL INTEREST	325,000	0	0
OTHER							
783,957	3,641,945	560,600	560,600	Dividends/Refunds	570,000	0	0
8,067	27,640	0	0	Fines/Forfeitures	0	0	0
4,143	6,907	0	0	Miscellaneous	0	0	0
306	0	0	0	Nongovernmental Grants	0	0	0
8,521,118	8,725,020	8,505,100	8,505,100	Other Miscellaneous	8,594,898	0	0
85,555,577	88,884,366	97,803,587	98,782,351	Service Reimbursements	106,368,642	0	0
94,873,168	101,285,877	106,869,287	107,848,051		115,533,540	0	0
146,327,665	156,208,196	163,575,287	164,554,051	FUND TOTAL	172,908,540	0	0

FUND 3500: RISK MANAGEMENT FUND

FY14 ACTUAL	FY15 ACTUAL	FY16 ADOPTED	FY16 REVISED	EXPENDITURES BY DEPARTMENT	FY17 PROPOSED	FY17 APPROVED	FY17 ADOPTED
NONDEPARTMENTAL							
3,186,108	3,415,537	4,077,053	4,091,887	Personnel	4,478,406	0	0
17,346	11,952	25,000	25,000	Contractual Services	25,000	0	0
608,172	711,805	634,409	619,575	Materials & Supplies	694,987	0	0
3,811,627	4,139,294	4,736,462	4,736,462		5,198,393	0	0
COUNTY MANAGEMENT							
3,867,714	4,224,800	4,022,697	4,021,457	Personnel	4,015,932	0	0
1,756,252	3,259,388	2,085,444	2,085,444	Contractual Services	2,192,587	0	0
82,324,285	88,481,315	96,074,684	97,054,688	Materials & Supplies	104,176,628	0	0
11,687	0	0	0	Capital Outlay	0	0	0
87,959,938	95,965,503	102,182,825	103,161,589		110,385,147	0	0

FUND 3500: RISK MANAGEMENT FUND							
FY14 ACTUAL	FY15 ACTUAL	FY16 ADOPTED	FY16 REVISED	EXPENDITURES BY DEPARTMENT	FY17 PROPOSED	FY17 APPROVED	FY17 ADOPTED
CONTINGENCY							
0	0	12,500,000	12,500,000	CONTINGENCY	15,000,000	0	0
0	0	12,500,000	12,500,000		15,000,000	0	0
UNAPPROPRIATED BALANCE							
54,556,100	56,103,399	44,156,000	44,156,000	UNAPPROPRIATED BALANCE	42,325,000	0	0
54,556,100	56,103,399	44,156,000	44,156,000		42,325,000	0	0
146,327,665	156,208,196	163,575,287	164,554,051	FUND TOTAL	172,908,540	0	0

FUND 3500: RISK MANAGEMENT FUND							
FY14 ACTUAL	FY15 ACTUAL	FY16 ADOPTED	FY16 REVISED	REVENUE DETAIL	FY17 PROPOSED	FY17 APPROVED	FY17 ADOPTED
NONDEPARTMENTAL							
3,543	5,053	0	0	50220 - Licenses & Fees	0	0	0
50	40	0	0	50221 - Photocopy Charges	0	0	0
1,628	2,805	0	0	50280 - Fines & Forfeitures	0	0	0
0	0	0	0	50310 - Intl Svc Reimburse	0	0	0
0	0	4,736,462	4,736,462	50311 - Svc Rmb Insur Liab	0	0	0
0	0	0	0	50322 - Service Reimbursement County Atty	5,198,393	0	0
361	0	0	0	50350 - Write Off	0	0	0
3,291	1,148	0	0	50360 - Misc Revenue	0	0	0
8,873	9,046	4,736,462	4,736,462		5,198,393	0	0
OVERALL COUNTY							
51,153,439	54,556,100	56,406,000	56,406,000	50000 - Beg Working Capital	57,000,000	0	0
253,700	271,968	250,000	250,000	50270 - Interest Earnings	325,000	0	0
51,407,139	54,828,067	56,656,000	56,656,000		57,325,000	0	0

FUND 3500: RISK MANAGEMENT FUND

FY14 ACTUAL	FY15 ACTUAL	FY16 ADOPTED	FY16 REVISED	REVENUE DETAIL	FY17 PROPOSED	FY17 APPROVED	FY17 ADOPTED
COUNTY MANAGEMENT							
0	45,557	0	0	50180 - IG-OP-Direct St	0	0	0
0	0	0	0	50210 - OP-Nongovt'l Prog	0	0	0
350	325	0	0	50220 - Licenses & Fees	0	0	0
18,045	17,015	30,000	30,000	50235 - Charges For Srvc	20,000	0	0
25,370	26,262	20,000	20,000	50240 - Property/Space Rntls	30,000	0	0
6,439	24,835	0	0	50280 - Fines & Forfeitures	0	0	0
783,957	3,641,945	560,600	560,600	50290 - Dividends & Rebates	570,000	0	0
4,182,596	4,107,881	4,050,000	4,050,000	50291 - Retiree/COBRA Prem	4,059,798	0	0
4,338,522	4,617,139	4,455,100	4,455,100	50292 - Employee Bnft Cntrbt	4,535,100	0	0
306	0	0	0	50302 - Gen-Donations	0	0	0
1,236	1,569	746,053	746,053	50310 - Intl Svc Reimburse	765,729	0	0
6,912,699	7,330,350	2,795,385	2,795,385	50311 - Svc Rmb Insur Liab	3,525,985	0	0
3,851,157	4,081,899	4,525,060	4,525,060	50312 - Svc Rmb Work Comp	4,518,766	0	0
5,965,357	6,363,932	5,800,000	5,800,000	50313 - Svc Rmb Ret Hlth Ins	6,000,000	0	0
1,353,675	796,352	842,883	842,883	50315 - Svc Rmb Unemp Insur	921,304	0	0
62,829,738	65,380,509	70,367,747	71,346,511	50316 - Svc Rmb Med/Dental	77,606,816	0	0
521,475	541,692	500,000	500,000	50317 - Svc Rmb Life Ins	525,000	0	0
1,211,047	1,284,613	1,450,000	1,450,000	50318 - Svc Rmb LTD	1,450,000	0	0
2,909,193	3,103,449	6,039,997	6,039,997	50321 - Svc Rmb Ben Admin	5,856,649	0	0
193	4,546	0	0	50350 - Write Off	0	0	0
298	1,212	0	0	50360 - Misc Revenue	0	0	0
0	0	0	0	95104 - Settle All Revenue	0	0	0
94,911,653	101,371,083	102,182,825	103,161,589		110,385,147	0	0
146,327,665	156,208,196	163,575,287	164,554,051	FUND TOTAL	172,908,540	0	0

FUND 3501: FLEET MANAGEMENT FUND

FY14 ACTUAL	FY15 ACTUAL	FY16 ADOPTED	FY16 REVISED	REVENUE BY CATEGORY AND CLASS	FY17 PROPOSED	FY17 APPROVED	FY17 ADOPTED
4,204,854	5,445,604	3,728,902	3,728,902	TOTAL BEGINNING WORKING CAPITAL	4,462,754	0	0
SERVICE CHARGES							
34,820	15,329	31,225	31,225	IG Charges for Services	15,500	0	0
31,103	40,343	31,900	31,900	Miscellaneous	0	0	0
65,922	55,671	63,125	63,125		15,500	0	0
18,177	19,752	19,000	19,000	TOTAL INTEREST	20,000	0	0
OTHER							
122,393	36,750	111,225	111,225	Dividends/Refunds	80,000	0	0
380,375	845,325	130,000	130,000	Miscellaneous	100,715	0	0
8,802	3,068	5,000	5,000	Sales	1,500	0	0
5,255,571	5,294,787	5,813,866	5,813,866	Service Reimbursements	6,440,784	0	0
5,767,141	6,179,930	6,060,091	6,060,091		6,622,999	0	0
1,203,958	0	250,000	250,000	TOTAL FINANCING SOURCES	0	0	0
11,260,052	11,700,958	10,121,118	10,121,118	FUND TOTAL	11,121,253	0	0

FUND 3501: FLEET MANAGEMENT FUND

FY14 ACTUAL	FY15 ACTUAL	FY16 ADOPTED	FY16 REVISED	EXPENDITURES BY DEPARTMENT	FY17 PROPOSED	FY17 APPROVED	FY17 ADOPTED
COUNTY ASSETS							
1,202,669	1,088,530	1,252,748	1,252,748	Personnel	1,201,461	0	0
490,033	453,097	854,785	854,785	Contractual Services	609,047	0	0
2,839,484	2,570,782	2,809,818	2,809,818	Materials & Supplies	3,247,552	0	0
1,282,262	3,564,462	4,756,164	4,756,164	Capital Outlay	6,035,054	0	0
5,814,447	7,676,870	9,673,515	9,673,515		11,093,114	0	0
CONTINGENCY							
0	0	447,603	447,603	CONTINGENCY	28,139	0	0
0	0	447,603	447,603		28,139	0	0
UNAPPROPRIATED BALANCE							
5,445,604	4,024,088	0	0	UNAPPROPRIATED BALANCE	0	0	0
5,445,604	4,024,088	0	0		0	0	0
11,260,052	11,700,958	10,121,118	10,121,118	FUND TOTAL	11,121,253	0	0

FUND 3501: FLEET MANAGEMENT FUND

FY14 ACTUAL	FY15 ACTUAL	FY16 ADOPTED	FY16 REVISED	REVENUE DETAIL	FY17 PROPOSED	FY17 APPROVED	FY17 ADOPTED
OVERALL COUNTY							
0	5,445,604	0	0	50000 - Beg Working Capital	0	0	0
18,177	19,752	0	0	50270 - Interest Earnings	0	0	0
18,177	5,465,356	0	0		0	0	0
COUNTY ASSETS							
4,204,854	0	3,728,902	3,728,902	50000 - Beg Working Capital	4,462,754	0	0
34,820	15,329	31,225	31,225	50236 - IG-Charges For Srvc	15,500	0	0
31,103	40,343	31,900	31,900	50241 - Motor Pool Parking	0	0	0
8,802	3,068	5,000	5,000	50250 - Sales To The Public	1,500	0	0
0	0	19,000	19,000	50270 - Interest Earnings	20,000	0	0
122,393	36,750	111,225	111,225	50290 - Dividends & Rebates	80,000	0	0
5,255,571	5,294,787	5,813,866	5,813,866	50310 - Intl Svc Reimburse	6,440,784	0	0
1,203,958	0	250,000	250,000	50320 - Cash Trnsfr Revenue	0	0	0
380,375	845,033	130,000	130,000	50340 - Asset Sale Proceeds	0	0	0
0	0	0	0	50350 - Write Off	100,715	0	0
0	292	0	0	50360 - Misc Revenue	0	0	0
11,241,875	6,235,602	10,121,118	10,121,118		11,121,253	0	0
11,260,052	11,700,958	10,121,118	10,121,118	FUND TOTAL	11,121,253	0	0

FUND 3503: INFORMATION TECHNOLOGY FUND

FY14 ACTUAL	FY15 ACTUAL	FY16 ADOPTED	FY16 REVISED	REVENUE BY CATEGORY AND CLASS	FY17 PROPOSED	FY17 APPROVED	FY17 ADOPTED
7,051,854	6,368,598	5,273,067	6,074,240	TOTAL BEGINNING WORKING CAPITAL	7,414,803	0	0
LICENSES & PERMITS							
0	191	0	0	Licenses	0	0	0
0	191	0	0		0	0	0
SERVICE CHARGES							
35,000	0	0	0	IG Charges for Services	0	0	0
340,198	288,054	262,148	262,148	Services Charges	227,295	0	0
375,198	288,054	262,148	262,148		227,295	0	0
32,725	33,303	0	0	TOTAL INTEREST	0	0	0
OTHER							
900	1,400	0	0	Dividends/Refunds	0	0	0
2,516	14,931	0	0	Miscellaneous	277,778	0	0
0	1,013	0	0	Nongovernmental Grants	0	0	0
78,362	44,314	0	0	Sales	0	0	0
36,914,565	37,479,521	41,896,820	41,896,820	Service Reimbursements	45,901,866	0	0
36,996,343	37,541,180	41,896,820	41,896,820		46,179,644	0	0
1,500,000	1,739,000	3,250,000	3,250,000	TOTAL FINANCING SOURCES	0	0	0
45,956,120	45,970,327	50,682,035	51,483,208	FUND TOTAL	53,821,742	0	0

FUND 3503: INFORMATION TECHNOLOGY FUND

FY14 ACTUAL	FY15 ACTUAL	FY16 ADOPTED	FY16 REVISED	EXPENDITURES BY DEPARTMENT	FY17 PROPOSED	FY17 APPROVED	FY17 ADOPTED
COUNTY ASSETS							
21,165,434	21,755,147	24,565,872	24,792,085	Personnel	26,897,498	0	0
2,970,142	2,457,650	4,998,028	5,065,274	Contractual Services	2,319,583	0	0
15,239,847	14,005,638	17,582,518	18,061,730	Materials & Supplies	17,229,015	0	0
212,098	576,892	2,666,107	2,694,609	Capital Outlay	1,109,469	0	0
39,587,522	38,795,327	49,812,525	50,613,698		47,555,565	0	0
CASH TRANSFERS TO...							
0	0	0	0	IT Capital Fund	5,381,667	0	0
0	0	0	0		5,381,667	0	0
CONTINGENCY							
0	0	869,510	869,510	CONTINGENCY	884,510	0	0
0	0	869,510	869,510		884,510	0	0

FUND 3503: INFORMATION TECHNOLOGY FUND							
FY14 ACTUAL	FY15 ACTUAL	FY16 ADOPTED	FY16 REVISED	EXPENDITURES BY DEPARTMENT	FY17 PROPOSED	FY17 APPROVED	FY17 ADOPTED
UNAPPROPRIATED BALANCE							
6,368,598	7,175,000	0	0	UNAPPROPRIATED BALANCE	0	0	0
6,368,598	7,175,000	0	0		0	0	0
45,956,120	45,970,327	50,682,035	51,483,208	FUND TOTAL	53,821,742	0	0

FUND 3503: INFORMATION TECHNOLOGY FUND							
FY14 ACTUAL	FY15 ACTUAL	FY16 ADOPTED	FY16 REVISED	REVENUE DETAIL	FY17 PROPOSED	FY17 APPROVED	FY17 ADOPTED
OVERALL COUNTY							
7,051,854	6,368,598	0	0	50000 - Beg Working Capital	5,381,667	0	0
32,725	33,303	0	0	50270 - Interest Earnings	0	0	0
7,084,579	6,401,902	0	0		5,381,667	0	0

COUNTY ASSETS							
0	0	5,273,067	6,074,240	50000 - Beg Working Capital	2,033,136	0	0
0	191	0	0	50220 - Licenses & Fees	0	0	0
340,198	288,054	262,148	262,148	50235 - Charges For Srvc	227,295	0	0
35,000	0	0	0	50236 - IG-Charges For Srvc	0	0	0
78,362	44,314	0	0	50250 - Sales To The Public	0	0	0
900	1,400	0	0	50290 - Dividends & Rebates	0	0	0
0	1,013	0	0	50302 - Gen-Donations	0	0	0
36,914,565	37,479,521	41,896,820	41,896,820	50310 - Intl Svc Reimburse	45,901,866	0	0
1,500,000	1,739,000	3,250,000	3,250,000	50320 - Cash Trnsfr Revenue	0	0	0
966	14,540	0	0	50340 - Asset Sale Proceeds	0	0	0
1,068	135	0	0	50350 - Write Off	277,778	0	0
481	256	0	0	50360 - Misc Revenue	0	0	0
38,871,541	39,568,425	50,682,035	51,483,208		48,440,075	0	0
45,956,120	45,970,327	50,682,035	51,483,208	FUND TOTAL	53,821,742	0	0

FUND 3504: MAIL DISTRIBUTION FUND

FY14 ACTUAL	FY15 ACTUAL	FY16 ADOPTED	FY16 REVISED	REVENUE BY CATEGORY AND CLASS	FY17 PROPOSED	FY17 APPROVED	FY17 ADOPTED
1,060,146	1,016,929	770,716	770,716	TOTAL BEGINNING WORKING CAPITAL	469,000	0	0
SERVICE CHARGES							
92,247	71,123	95,724	95,724	IG Charges for Services	90,177	0	0
0	22	0	0	Miscellaneous	0	0	0
92,247	71,145	95,724	95,724		90,177	0	0
4,160	3,798	5,000	5,000	TOTAL INTEREST	0	0	0
OTHER							
36	0	0	0	Miscellaneous	0	0	0
-5,198	11,475	500	500	Sales	0	0	0
2,122,280	2,254,635	2,405,636	2,405,636	Service Reimbursements	2,586,953	0	0
2,117,118	2,266,110	2,406,136	2,406,136		2,586,953	0	0
3,273,672	3,357,982	3,277,576	3,277,576	FUND TOTAL	3,146,130	0	0

FUND 3504: MAIL DISTRIBUTION FUND

FY14 ACTUAL	FY15 ACTUAL	FY16 ADOPTED	FY16 REVISED	EXPENDITURES BY DEPARTMENT	FY17 PROPOSED	FY17 APPROVED	FY17 ADOPTED
COUNTY ASSETS							
883,870	891,663	1,062,431	1,062,431	Personnel	1,088,992	0	0
53,944	124,693	138,000	138,000	Contractual Services	34,525	0	0
1,314,015	1,508,252	1,732,751	1,732,751	Materials & Supplies	1,485,858	0	0
4,915	0	61,500	61,500	Capital Outlay	369,585	0	0
2,256,743	2,524,608	2,994,682	2,994,682		2,978,960	0	0
CONTINGENCY							
0	0	282,894	282,894	CONTINGENCY	167,170	0	0
0	0	282,894	282,894		167,170	0	0
UNAPPROPRIATED BALANCE							
1,016,929	833,374	0	0	UNAPPROPRIATED BALANCE	0	0	0
1,016,929	833,374	0	0		0	0	0
3,273,672	3,357,982	3,277,576	3,277,576	FUND TOTAL	3,146,130	0	0

FUND 3504: MAIL DISTRIBUTION FUND

FY14 ACTUAL	FY15 ACTUAL	FY16 ADOPTED	FY16 REVISED	REVENUE DETAIL	FY17 PROPOSED	FY17 APPROVED	FY17 ADOPTED
OVERALL COUNTY							
1,060,146	1,016,929	0	0	50000 - Beg Working Capital	0	0	0
4,160	3,798	0	0	50270 - Interest Earnings	0	0	0
1,064,306	1,020,727	0	0		0	0	0

FUND 3504: MAIL DISTRIBUTION FUND

FY14 ACTUAL	FY15 ACTUAL	FY16 ADOPTED	FY16 REVISED	REVENUE DETAIL	FY17 PROPOSED	FY17 APPROVED	FY17 ADOPTED
COUNTY ASSETS							
0	0	770,716	770,716	50000 - Beg Working Capital	469,000	0	0
0	22	0	0	50221 - Photocopy Charges	0	0	0
92,247	71,123	95,724	95,724	50236 - IG-Charges For Srvcs	90,177	0	0
-5,198	11,475	500	500	50250 - Sales To The Public	0	0	0
0	0	5,000	5,000	50270 - Interest Earnings	0	0	0
2,122,280	2,254,635	2,405,636	2,405,636	50310 - Intl Svc Reimburse	2,586,953	0	0
36	0	0	0	50360 - Misc Revenue	0	0	0
2,209,365	2,337,255	3,277,576	3,277,576		3,146,130	0	0
3,273,672	3,357,982	3,277,576	3,277,576	FUND TOTAL	3,146,130	0	0

FUND 3505: FACILITIES MANAGEMENT FUND

FY14 ACTUAL	FY15 ACTUAL	FY16 ADOPTED	FY16 REVISED	REVENUE BY CATEGORY AND CLASS	FY17 PROPOSED	FY17 APPROVED	FY17 ADOPTED
1,897,995	1,090,474	775,000	775,000	TOTAL BEGINNING WORKING CAPITAL	500,000	0	0
TAXES							
0	0	0	0	Motor Vehicle Rental Tax	0	0	0
0	0	0	0		0	0	0
INTERGOVERNMENTAL							
310,000	0	0	0	Local Sources	0	0	0
310,000	0	0	0		0	0	0
LICENSES & PERMITS							
6,289	20,448	31,500	31,500	Licenses	0	0	0
6,289	20,448	31,500	31,500		0	0	0
SERVICE CHARGES							
2,092,106	2,165,537	1,882,545	1,882,545	Facilities Management	1,389,109	0	0
929,311	848,185	2,807,270	2,807,270	IG Charges for Services	907,253	0	0
1,909	8,593	0	0	Services Charges	0	0	0
3,023,326	3,022,316	4,689,815	4,689,815		2,296,362	0	0
12,555	9,849	25,000	25,000	TOTAL INTEREST	0	0	0
OTHER							
38,455	51,576	40,000	40,000	Dividends/Refunds	40,000	0	0
0	650	0	0	Fines/Forfeitures	0	0	0
2,332	3,570	6,105,328	6,105,328	Miscellaneous	7,618,739	0	0
14,596	-2,057	0	0	Other Miscellaneous	0	0	0
0	22	0	0	Sales	0	0	0
30,773,046	33,754,380	34,823,393	34,823,393	Service Reimbursements	37,201,090	0	0
30,828,429	33,808,140	40,968,721	40,968,721		44,859,829	0	0
36,078,593	37,951,227	46,490,036	46,490,036	FUND TOTAL	47,656,191	0	0

FUND 3505: FACILITIES MANAGEMENT FUND

FY14 ACTUAL	FY15 ACTUAL	FY16 ADOPTED	FY16 REVISED	EXPENDITURES BY DEPARTMENT	FY17 PROPOSED	FY17 APPROVED	FY17 ADOPTED
COUNTY MANAGEMENT							
108	0	0	0	Personnel	0	0	0
60,544	254	0	0	Contractual Services	0	0	0
-60,651	-254	0	0	Materials & Supplies	0	0	0
0	0	0	0	Capital Outlay	0	0	0
0	0	0	0		0	0	0

FUND 3505: FACILITIES MANAGEMENT FUND							
FY14 ACTUAL	FY15 ACTUAL	FY16 ADOPTED	FY16 REVISED	EXPENDITURES BY DEPARTMENT	FY17 PROPOSED	FY17 APPROVED	FY17 ADOPTED
COUNTY ASSETS							
8,943,509	9,178,725	12,181,695	12,181,695	Personnel	13,575,766	0	0
7,039,039	8,727,666	7,014,223	7,014,223	Contractual Services	7,062,356	0	0
18,328,951	18,759,174	25,963,808	25,963,808	Materials & Supplies	25,707,377	0	0
43,118	15,819	0	0	Capital Outlay	0	0	0
34,354,617	36,681,383	45,159,726	45,159,726		46,345,499	0	0
CASH TRANSFERS TO...							
0	289,350	168,930	168,930	Asset Preservation Fund	260,604	0	0
0	367,500	636,380	636,380	Capital Improvement Fund	550,088	0	0
0	0	0	0	Cash Transfer	0	0	0
604,310	0	0	0	Facilities Fund	0	0	0
604,310	656,850	805,310	805,310		810,692	0	0
CONTINGENCY							
0	0	525,000	525,000	CONTINGENCY	500,000	0	0
0	0	525,000	525,000		500,000	0	0
UNAPPROPRIATED BALANCE							
1,090,474	612,995	0	0	UNAPPROPRIATED BALANCE	0	0	0
1,090,474	612,995	0	0		0	0	0
36,049,401	37,951,227	46,490,036	46,490,036	FUND TOTAL	47,656,191	0	0

FUND 3505: FACILITIES MANAGEMENT FUND							
FY14 ACTUAL	FY15 ACTUAL	FY16 ADOPTED	FY16 REVISED	REVENUE DETAIL	FY17 PROPOSED	FY17 APPROVED	FY17 ADOPTED
OVERALL COUNTY							
1,897,995	1,090,474	0	0	50000 - Beg Working Capital	0	0	0
12,555	9,849	0	0	50270 - Interest Earnings	0	0	0
1,910,549	1,100,324	0	0		0	0	0

FUND 3505: FACILITIES MANAGEMENT FUND

FY14 ACTUAL	FY15 ACTUAL	FY16 ADOPTED	FY16 REVISED	REVENUE DETAIL	FY17 PROPOSED	FY17 APPROVED	FY17 ADOPTED
COUNTY ASSETS							
0	0	775,000	775,000	50000 - Beg Working Capital	500,000	0	0
0	0	0	0	50130 - Motor Veh Rental Tax	0	0	0
310,000	0	0	0	50200 - IG-OP-Other	0	0	0
6,289	20,448	31,500	31,500	50220 - Licenses & Fees	0	0	0
1,909	8,593	0	0	50235 - Charges For Srvc	0	0	0
929,311	848,185	2,807,270	2,807,270	50236 - IG-Charges For Srvc	907,253	0	0
2,092,106	2,165,537	1,882,545	1,882,545	50240 - Property/Space Rntls	1,389,109	0	0
0	22	0	0	50250 - Sales To The Public	0	0	0
0	0	25,000	25,000	50270 - Interest Earnings	0	0	0
0	650	0	0	50280 - Fines & Forfeitures	0	0	0
38,455	51,576	40,000	40,000	50290 - Dividends & Rebates	40,000	0	0
30,773,046	33,754,380	34,823,393	34,823,393	50310 - Intl Svc Reimburse	37,201,090	0	0
0	0	0	0	50316 - Svc Rmb Med/Dental	0	0	0
2,073	2,993	6,093,328	6,093,328	50350 - Write Off	7,618,739	0	0
260	577	12,000	12,000	50360 - Misc Revenue	0	0	0
14,596	-2,057	0	0	95104 - Settle All Revenue	0	0	0
34,168,043	36,850,904	46,490,036	46,490,036		47,656,191	0	0
36,078,593	37,951,227	46,490,036	46,490,036	FUND TOTAL	47,656,191	0	0

Capital Budget

Below is a list of program offers, and their budgets, dedicated in-part or entirely to capital projects for each of the three capital groups: Transportation, Facilities, and Information Technology (IT). The Adopted budget will include individual project budgets.

Transportation

Sellwood Replacement Project (91017): \$37,499,519 in the Sellwood Bridge Replacement Fund (2511) to replace the deteriorated two-lane Sellwood Bridge with a modern multi-modal facility. The project is expected to be completed in FY 2017.

Transportation Capital (91018): \$13,424,262 across the Road (1501), Bicycle Path Construction (1503) and Willamette River Bridge (1509) Funds for projects to maintain and enhance County-owned bridges, roads, and bicycle and pedestrian ways.

Facilities

Facilities Capital Improvement Program (78205): \$12,195,851 across the CIP Fund (2507) and the Asset Replacement Revolving Fund (2503) primarily for projects in high need Tier II and Tier III buildings.

Facilities Capital Asset Preservation Program (78206): \$13,761,911 in the Asset Preservation Fund (2509) for projects to maintain Tier I buildings which are designated for long-term retention.

Facilities Downtown Courthouse (78212): \$98,602,542 in the Downtown Courthouse Capital Fund (2500) for construction of a new courthouse. Funds include a \$19,900,000 transfer of one-time-only General Funds for FY 2017..

Library Construction Fund (78213): \$3,439,790 in the Library Capital Construction Fund (2506) for projects in Library District buildings.

Health Headquarters Construction (78214): \$64,800,000 in the Health Headquarters Capital Fund (2510) to construct a new headquarters and clinic facility for the Multnomah County Health Department in the Old Town/Chinatown Neighborhood of Portland.

Yeon - AG Fuel Tanks Installation (78217): \$436,661 in the CIP Fund (2507) to restore an East County fueling station for County vehicles.

Yeon Annex - Reception and Lobby Redesign (78219): \$49,500 in the CIP Fund (2507) to improve customer service, accessibility and safety for the Land Use and Transportation Planning program.

Facilities (cont.)

ESPC - Juvenile Justice Complex Lighting (78215): \$1,040,000 in the Asset Preservation (AP) Fund (2509) to modernize lighting fixtures and reduce electricity consumption in the Juvenile Justice Complex.

ESPC- Inverness Jail - Water (78216): \$1,496,627 in the AP Fund (2509) to modernize plumbing fixtures and equipment and reduce water consumption and cost in the Inverness Jail.

Hansen Building Replacement (78218): \$5,390,766 in the Hansen Building Replacement Fund (2512) for development and execution of the strategy to relocate the Multnomah County Sheriff's Office (MCSO) Law Enforcement Division to a facility appropriately sized and sited to deliver critical public safety services to the citizens of Multnomah County. This includes a \$3,000,000 transfer of one-time-only General Funds in FY 2017.

DCJ Mid County Facility (78220): \$7,500,000 transferred from the General Fund to the CIP Fund 2507 to acquire an asset in a mid-county location that will consolidate four separate DCJ sites into a single County owned facility.

Information Technology (IT)

IT Continuity of Operations (78300): \$114,630 in the IT Capital Fund (2508) to increase capacity and redundancy in remote access to County IT systems and applications and in wireless networks in the event of system outages.

IT Innovation & Investment Projects (78301A): \$3,740,269 in the IT Capital Fund (2508) for IT capital projects currently in progress as well as funding for replacement of high risk software applications.

DART Assessment & Taxation System Upgrade (72035): \$4,094,000 in the Financed Projects Fund (2504) for a new Assessment & Taxation system.

Cybersecurity (78318): \$1,266,610 in the IT Capital Fund (2508) to replace the County's aging firewall, address critical security vulnerabilities, and replace an end of life e-mail security and archiving service.

CRIMES Replacement Assessment (78319): \$1,574,456 (includes \$1,479,456 one-time-only transfer from the General Fund) in the IT Capital Fund (2508) to replace a case management system used by the District Attorney's Office. The District Attorney's Office (program 15012) is also budgeting \$275,000 in the General Fund for this project.

Table of Contents

Goals	3
Financial Forecasts for the General Fund	3
Tax Revenues	4
Federal/State Grant and Foundation Revenues.....	7
Recovery of Indirect Costs	8
Use of One-Time-Only Resources	9
User Fees, Sales, and Service Charges	10
Budgeted General Fund Reserves	11
General Fund Contingency.....	13
Capital Asset and Transportation Planning Policies.....	14
<i>Capital Improvement Plan - Facilities and Property Management.....</i>	<i>14</i>
<i>Best Use or Disposition of Surplus Property Policy.....</i>	<i>16</i>
<i>Transportation Financing</i>	<i>16</i>
<i>Information Technology Capital Projects Financing</i>	<i>17</i>
<i>Insurance Coverage for Large Capital Projects.....</i>	<i>17</i>
Long-Term Liabilities.....	18
Other Fund Balances	20
Internal Service Funds.....	22
Investments Banking, Services and Cash Management	23
Short-term and Long-term Debt Financings.....	24
Interfund Loans	26

(this page intentionally left blank)

Goals

The goals of the County's financial policies are:

1. To preserve capital through prudent budgeting and financial management.
2. To achieve the most productive use of County funds that meets the goals of the Board of County Commissioners.
3. To achieve a stable balance between the County's ongoing financial commitments and the continuing revenues available to the County.
4. To leverage local dollars with Federal and State funding/grants.
5. To support accountability to the citizens of Multnomah County.

It is the intention of the Multnomah County Board of Commissioners to comply with all federal and statutory requirements, Generally Accepted Accounting Principles (GAAP), and Governmental Accounting Standards Board (GASB) directives (see Multnomah County's Ordinance No. 1101).

Financial Forecasts for the General Fund

Governments at all levels should forecast major revenues and expenditures. The forecast should extend at least three to five years beyond the budget period and be regularly monitored and updated. It should be clearly stated and available to participants in the budget process, as should its underlying assumptions and methodology. The forecast should also be referenced in the final budget document. To improve future forecasting, the variances between previous forecasts and actual amounts should be analyzed. The variance analysis should identify all factors that influence revenue collections, expenditure levels, and forecast assumptions.

Policy Statement

The Board of County Commissioners recognizes the importance of developing a combined revenue and expenditure forecast. The Budget Office will prepare a five-year financial forecast for the General Fund to assess the long-term financial implications of current, as well as proposed, policies and programs. The forecast will detail assumptions regarding both short-term and long-term financial issues facing the county. Those assumptions will guide the development of appropriate financial strategies to achieve the goals outlined above. The forecast will be referenced on the County's website and incorporated in the annual budget document. The General Fund revenue and expenditure forecast will:

1. Provide an understanding of available funding;
2. Evaluate financial risk;
3. Assess the likelihood that services can be sustained;
4. Assess the level at which capital investment can be made;
5. Identify future commitments and resource demands;
6. Identify the key variables that might change the level of revenue; and
7. Identify one-time-only resources and recommend appropriate uses.

Status

The County is in compliance with this policy.

Tax Revenues

State statutes and the County Code provide Multnomah County with the ability to raise revenue through taxation. The County currently uses the following taxes:

1. Property Taxes are governed by state statute and the Oregon Constitution and are levied for the following purposes:
 - a “Permanent Rate” is available for general uses, that is set at \$4.34 per \$1,000 of assess value;
 - a levy to pay debt service on General Obligation Bonds that is set annually at a level to provide sufficient revenue to support the payments.
2. Business Income Tax is set at 1.45% of net business income generated in Multnomah County. This tax is authorized by County Code, Chapter 12.
3. Motor Vehicle Rental Tax is set at 17% of the value of rental fees. The first 14.5% is available for general uses. The remaining 2.5% supports the Oregon Convention Center under an agreement with the Metropolitan Service District. This tax is authorized by County Code, Chapter 11.
4. Transient Lodging Tax is set at 11.5% of the room rent charged by hotel operators. Nearly all of the County proceeds from this tax are used to support the Oregon Convention Center and other tourist amenities under an agreement with the Metropolitan Service District. This tax is authorized by County Code, Chapter 11.
5. Motor Vehicle Fuel Tax is set at 3 cents per gallon of gasoline (or diesel) sold in Multnomah County. The proceeds of this tax are dedicated to transportation programs. This revenue is shared by Multnomah County and the cities of Portland, Gresham, Troutdale, and Fairview. This tax is authorized by County Code, Chapter 11.

Policy Statement

The Board recognizes that taxation is necessary to provide public services to the citizens of the county. When considering changes to the County’s tax structure, the Board will consider:

- The ability of taxpayers to pay the taxes;
- The impact of taxes imposed by the County on other local governments;
- The effect of taxes on the county economy;
- The administrative and collection costs of the taxes; and
- The ease with which the taxes can be understood by taxpayers.

State statutes allow the County to levy “local option” taxes that are not allowed to exceed five years. It is the intent of the Board to use this short-term revenue source to fund priority service programs only after all other sources of revenue have been analyzed and have been determined not to be feasible.

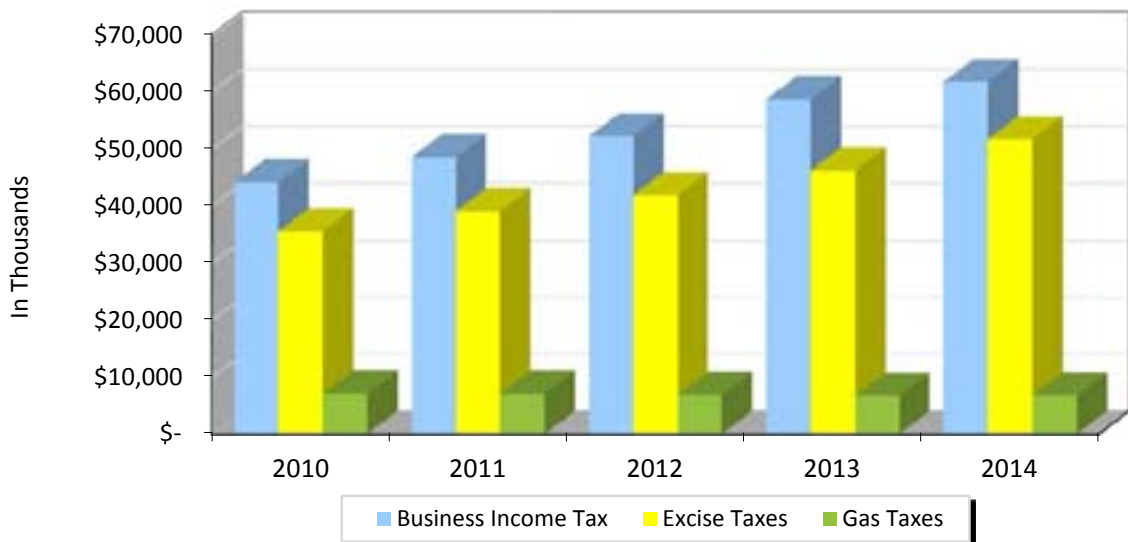
Status

All decisions to levy taxes are made in an atmosphere of intense public and internal debate, particularly with regard to the progressivity of the tax, its administrative cost, its impact on the regional economy, its effect on other local governments, and the degree to which the tax might be acceptable to the public.

The County's tax revenues represent about 40% of the total Governmental Fund Type revenues (General and Special Revenue Funds). The following graphs depict actual tax revenue by source (\$ in thousands). No new taxes are proposed in the FY 2016 budget.

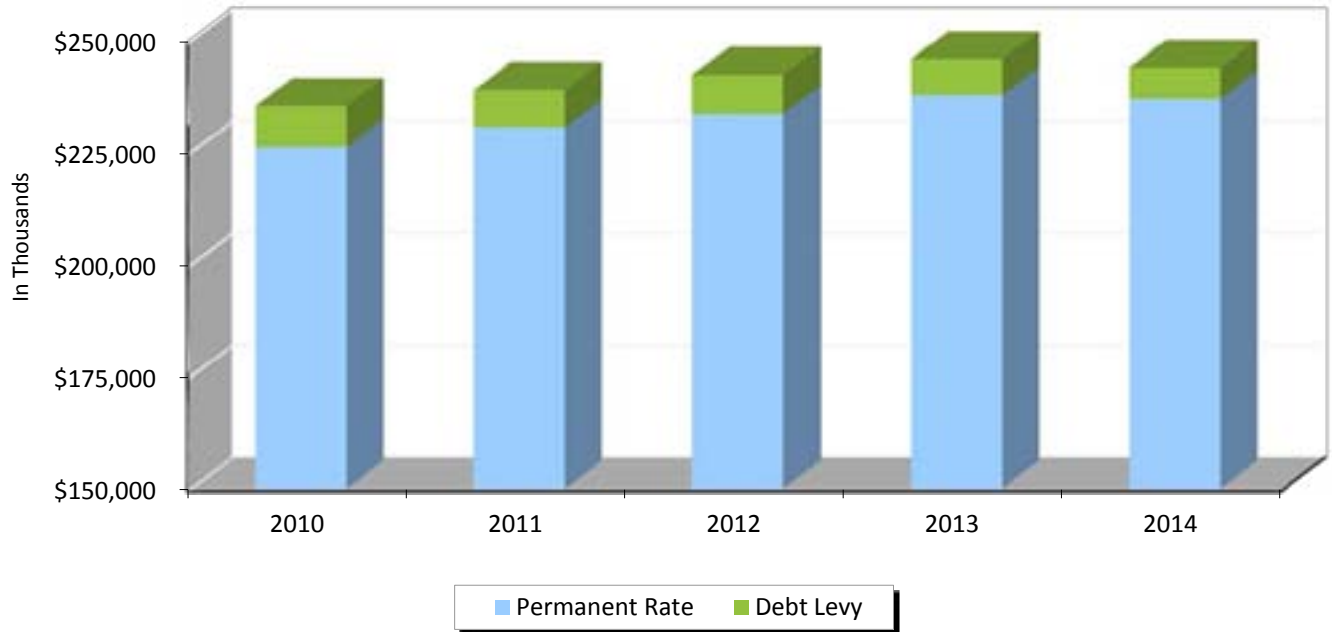
Note that the first Property Tax graph below shows the historical information for the Library Local Option Levy. In FY 2014, this levy was replaced by a permanent Library District.

Other Tax Revenue by Source



Other Tax Revenue	2010	2011	2012	2013	2014
Business Income Tax	\$44,150	\$48,570	\$52,250	\$58,750	\$61,800
Excise Taxes	\$35,545	\$39,051	\$41,904	\$46,227	\$51,703
Gas Taxes	\$7,147	\$7,116	\$6,873	\$6,707	\$6,753
Total Other Tax Revenues	\$86,842	\$94,737	\$101,027	\$111,684	\$120,256

Property Tax Revenue



Property Tax Revenue	2010	2011	2012	2013	2014
Permanent Rate	\$226,189	\$230,518	\$233,453	\$237,587	\$236,802
Debt Service Levy	\$9,010	\$8,279	\$8,735	\$8,085	\$6,998
Total Property Taxes	\$235,199	\$238,797	\$242,188	\$245,672	\$243,800

Federal/ State Grant and Foundation Revenues

Policy Statement

Grants and foundation funds are used, and provide significant leverage, to support an array of County services. All of these revenues are restricted to a specific purpose, such as health and social services or public safety. Reimbursements made to the County as a result of leveraging outside resources are considered to be unrestricted General Fund revenue unless the spending is specifically detailed by Grantor or Foundation.

The Board understands that grants and private sources present opportunities and risks. They allow the County to provide basic or enhanced levels of service and to cover gaps in services, but they may also commit the County to serving larger or different groups of clients which would put pressure on County-generated revenues if the grant were withdrawn. When applying for a grant, the Board will consider:

1. Whether the funds are aligned with the County's mission and goals.
2. Opportunities for leveraging other funds to continue the program.
3. The amount of locally generated revenue required to supplement the revenue source.
4. Whether the revenue will cover the full cost of the proposed program, or whether the County is expected to provide program support and administrative overhead. It is the intent of the County to recover all costs related to grant and foundation revenues.
5. The degree of stability of the funding source.
6. Whether decline or withdrawal of the revenue creates an expectation that the County will continue the program.
7. How County programs can maximize revenue support from state or federal sources.
8. Whether the funds are used for pilot or model programs and will result in a more efficient and/or effective way of doing business.

Departments will provide the Board with a notice of intent (NOI) before applying for grant funding (see Administrative Procedure BCC-1). The Board requires the resources to be used in accordance with any stipulated restrictions and prior to using unrestricted revenues including General Fund appropriations for the same program or purpose.

The County is in compliance.

Status

Recovery of Indirect Costs

Policy Statement

The Federal government recognizes identifiable overhead costs are incurred in providing services to support grants and contracts. Therefore, the Office of Management and Budget (OMB) establishes principles and standards to provide a uniform approach for determining costs and to promote effective program delivery, efficiency and better relationships between governmental units and the Federal government. The County's indirect cost allocation plan is prepared annually in accordance with Chapters I and II, part 200 in the Uniform Administrative Requirements, Cost Principles and Audit Requirements for Federal Awards as published in the Federal Register on December 26, 2013, or commonly referred to as "Uniform Grant Guidance".

It is the policy of the Board to recover from dedicated revenue sources the full cost of programs supported by those sources.

The exception to the above policy occurs when the grantor agency does not allow the grantee to charge indirect costs or allows only a fixed amount or a maximum indirect cost rate. The Board will have the final authority to accept a grant that does not allow the recovery of all or part of indirect costs. In that event, the General Fund will absorb any indirect cost attributable to the program.

Status

The County updates the plan annually and the Chief Financial Officer certifies the accuracy of its indirect cost rate proposal and cost allocation plan. For further information, see the General Ledger Indirect Plan website at www.multco.us/finance/cost-allocation-plans.

Use of One-Time-Only Resources

Policy Statement

Unrestricted one-time-only resources present organizations with temptations that are hard to resist. In the short run it appears more beneficial to allocate such resources to the highest priority public service that would otherwise be unfunded than to restrict them to costs associated with one-time needs and those that will not recur in following years. However, the result of this practice is to expand operational levels and public expectations beyond the capacity of the organization to generate continuing funding. This inevitably produces shortfalls and crises.

Sustaining an ongoing program level by deferring necessary expenditures or by incurring future obligations also inevitably produces shortfalls and crises.

It is the policy of the Board that the County will fund ongoing programs with ongoing revenues, and to restrict the allocation of one-time revenues to non-recurring expenditures.

Examples of one time revenues include:

- Proceeds on the sale of capital assets
- Business Income Taxes collected in excess of budgeted revenues
- General Fund ending fund balance in excess of budgeted balance

When the County budgets unrestricted one-time-only resources, the Board will first set these funds aside for reserves. If reserve requirements have been met one-time only resources can be allocated to projects or programs that will not require future financial commitments. The Board will consider the following when allocating these one-time-only resources:

1. After fully funding reserves as established by policy, 50% of any remaining one-time only resources will be allocated to the capitalization, or recapitalization, of major County facilities projects.
2. One-time only spending proposals for projects or pilot programs, particularly investments that may result in innovative ideas or technology, long-term efficiencies or savings that do not require ongoing support.
3. Bridge or gap financing for exiting programs for a finite period of time.

Status

During budget deliberations the Budget Director is responsible for providing a list of sources and uses of one-time-only funds and informing the Chair and the Board on the recommended use of the funds received. With this information, the Board is able to appropriate and direct one-time-only resources to infrequent and unique expenditures in an effort to achieve compliance with this policy.

User Fees, Sales, and Service Charges

Policy Statement

State and local governments use charges and fees to fund the provision of goods and services. Charges are voluntary payments that are used to finance traditional governmental services. A fee is imposed as a result of a public need to regulate activities, typically related to health, safety or other protective purposes. Fees result in the purchase of a privilege or authorization and are applied to such activities as restaurant inspections, building permits and marriage licenses.

User fees are generally intended to cover all the costs or an agreed upon portion of the costs for providing services. Inflation or increased service delivery can erode the established user fees if the cost of service increases faster than revenue from fee increases.

It is the general policy of the Board that user fees and service charges be established at a level to recover the 100% costs to provide services. Exceptions to this policy will be made depending on the benefit to the user of the service, the ability of the user to pay for the service, the benefit to County citizens, and the type of service provided.

User fees and service charges collected by County agencies will be periodically reviewed. Based on this review, the Chair will make recommendations to the Board regarding proposed changes to fee or service charge schedules.

Revenues generated from sales (and commissions on sales) of goods and services sold in County-owned or leased facilities are to be credited to the County's General Fund unless:

1. They are generated for inmate welfare commissary operations;
2. They are generated in Library facilities used for Library operations;
3. They are generated by internal service providers and offset rates charged to departments; or
4. The Board grants an exception.

Status

The Budget Office provides an annual comprehensive review of fees and charges (more information can be found at <http://multco.us/budget/master-fee-schedule>). Departments are generally responsible for ongoing review of fees and charges associated with their operations during the year.

Budgeted General Fund Reserves

Policy Statement

Using all available ongoing revenue each year to pay for ongoing programs can result in fluctuations in program levels as revenues vary from one year to the next. Adding programs in one year (based on positive short term receipts) can cause the same or other programs to be cut in the next year if costs outpace revenues. This has a detrimental effect on service delivery over time, reducing efficiency and causing budgetary and political problems that can be avoided if program decisions are made in the context of the County's long-term financial capacity. The County's General Fund is weighted toward a handful of revenues that make up approximately 90% of total resources. Because the revenue stream is not very diverse, and the major source of General Fund revenue is limited by the State Constitution, it is critical that the County maintain an appropriate level of reserves.

It is a goal of the County to build a more diverse revenue stream. Further, the County may want an additional reserve in order to offset the volatility of or lack of diversity in the revenue stream.

Maintaining an appropriate reserve helps the County maintain its favorable bond rating, which is currently Aaa from Moody's Investors Service for the County's General Obligation bonds and Aa1 for Full Faith and Credit Bonds. Moody's generally established benchmark for the General Fund Balance or reserve is a dollar amount equal to at least 10% of actual General Fund revenues.

Moody's general guidelines for issuing bond ratings presume that an entity has a sufficiently diverse revenue stream to enable it to sustain adversity of any one of the revenue sources. In addition, the guidelines presume that the entity is not facing future liabilities it will be unable to meet or that it has adopted and followed a plan to address significant known liabilities.

The Board understands that to avoid financial instability, continuing requirements should be insulated from temporary fluctuations in revenues.

It is the goal of the Board to fund and maintain a General Fund budgeted reserve, designated as unappropriated fund balance and funded at approximately 10% of the "corporate" revenues of the General Fund and the Special Revenue Video Lottery Fund. Corporate revenues are defined as revenues that are available for general use and over which the Board has complete discretion.

Corporate revenues include Property Tax, Business Income Tax, Motor Vehicle Rental Tax, State Revenue Sharing (Cigarette, Liquor, Video Lottery, and Amusement Device Taxes), and Interest Earnings. These revenue sources account for approximately 90% of total General Fund resources excluding Beginning Working Capital.

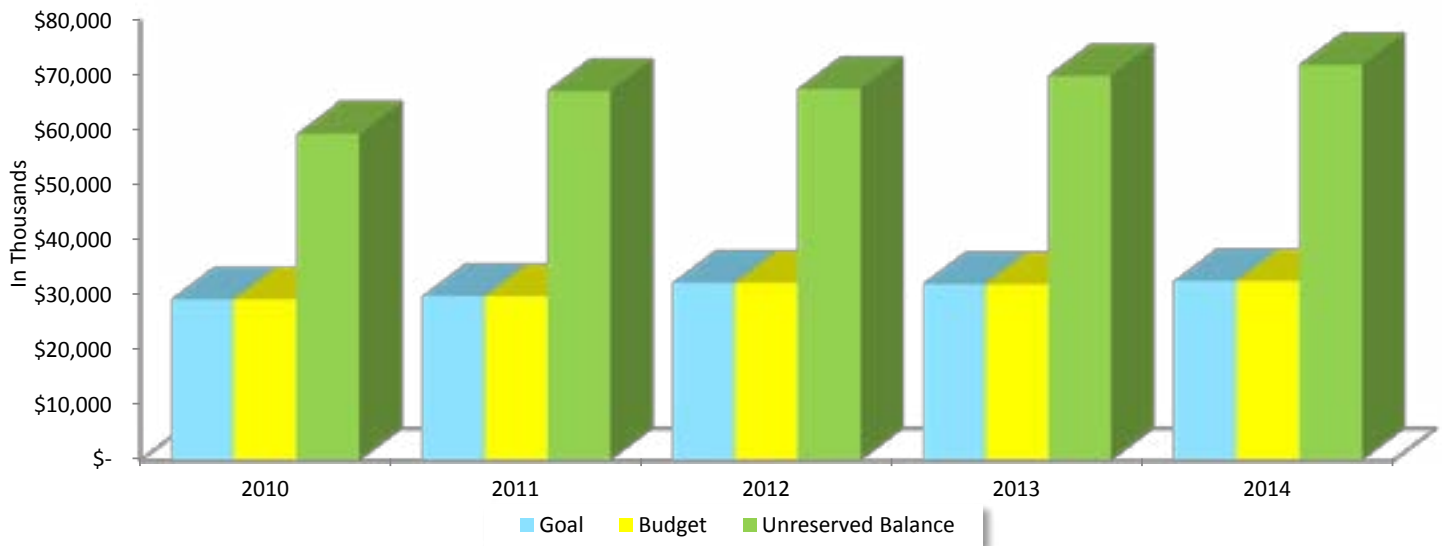
Status

The budgeted reserve account in the General Fund is to be used when overall revenue growth falls below the rate of annual revenue change achieved during the prior ten years. In years when basic revenue growth falls below long-term average growth, the Board will reduce the unappropriated fund balance to continue high priority services that could not otherwise be funded by current revenues. If the reserve account is so used, to maintain fiscal integrity, a reserve restoration plan will be included in the adopted budget following the fiscal year in which the reserve fell below the 10% level.

The FY 2016 reserves are budgeted at \$37.4 million based on current forecasts.

The following graph shows the reserve goal, budget and actual unreserved fund balance (\$ in thousands). The budgeted reserves do not include funds budgeted in contingency.

Unreserved Fund Balance (Budgetary Basis)



General Fund Reserves	2010	2011	2012	2013	2014
Goal	\$29,300	\$29,800	\$32,300	\$32,100	\$32,600
Budget	\$29,300	\$29,800	\$32,300	\$32,100	\$32,600
Unreserved Balance	\$59,415	\$67,177	\$67,526	\$69,956	\$71,894

* "Growth" is defined as total increase in fiscal year compared to the amount in the prior fiscal year, adjusted for changes in collection method, accrual method, or legislation defining the rate or terms under which the revenue is to be collected.

General Fund Contingency

Policy Statement

General Fund contingency transfers have a significant effect on the annual budget process by reducing the amount of ending fund balance that is carried over to the subsequent fiscal year as beginning working capital. Contingency transfers should be reviewed in the context of other budget decisions so that high priority programs and projects are not jeopardized.

The Board understands that in order to avoid financial instability, continuing obligations cannot increase faster than continuing revenues. It is the policy of the Board to establish an emergency contingency account in the General Fund, as authorized by ORS 294.352, each fiscal year during the budget process. The account will be funded at a level consistent with actual use of transfers from contingency during the prior ten years.

To maintain financial stability, the following guidelines should be used by the Board in considering requests for transfers from the General Fund Contingency Account:

1. One-time-only allocations.
2. Contingency funding limited to the following:
 - Emergency situations which, if left unattended, will jeopardize the health and safety of the community.
 - Unanticipated expenditures necessary to keep a public commitment or fulfill a legislative or contractual mandate, or which have been demonstrated to result in significant administrative or programmatic efficiencies that cannot be covered by existing appropriations.
3. The Board may, when it adopts the budget for a fiscal year, specify programs it wishes to review during the year and increase the Contingency account to provide funding to support those programs if it chooses. Contingency funding of such programs complies with this policy.

Status

The Budget Director is responsible for informing the Board if contingency requests submitted for Board approval meet the criteria of this policy. In addition, each year the Budget Director will provide an annual report to the Board detailing the prior fiscal year's contingency actions. This report will include the total dollar amount of contingency requests, dollar amount approved, and dollar amount that did not meet the criteria of this policy.

Capital Asset and Trans- portation Planning Policies

Capital Improvement Plan - Facilities and Property Management

Capital financial management policies demonstrate to the credit rating industry and prospective investors (bond buyers) the County's commitment to sound financial management. Adherence to adopted policies ensures the integrity of the planning process and leads to maintaining or improving bond ratings and lowering the cost of capital.

It is the policy of the Board that the County will attempt to meet its capital maintenance, replacement or acquisition requirements on a pay-as-you-go basis. If the dollar amount of the capital requirement cannot be met on a pay-as-you-go basis, if it is financially beneficial to issue bonds or other debt instruments, and if the project has been determined to benefit future citizens, the County will evaluate the feasibility of issuing a long term debt financing instrument.

Multnomah County owns 79 buildings with a historical cost of approximately \$430 million and an estimated replacement cost of \$1.1 billion (including estimated soft costs). Structural and systems replacement in the County's capital plan is largely a non-discretionary activity. That is, the question is not whether such expenditures are necessary but in what year to schedule the expenditure on particular projects. Deferral of capital improvements and maintenance creates an unacceptable unfunded liability and contributes to further deterioration of properties. It is the goal of the Board to fund the County's capital needs at approximately 2% of the cost of County Tier 1 and Tier II buildings, equivalent to depreciating the facilities over a 50-year period. Only "fire-life-safety" and urgent capital projects will be considered for Tier III buildings, to avoid further investment in these facilities until disposal.

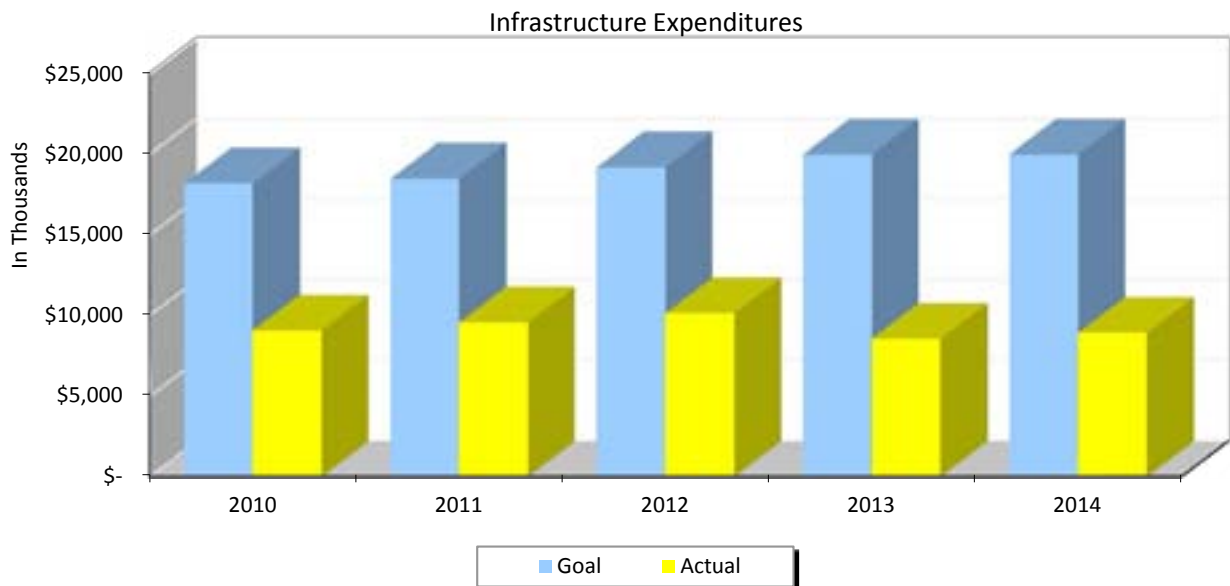
The Facilities and Property Management Division shall maintain an inventory of the capital needs in all owned County facilities. An evaluation process and rating system shall be implemented and managed by Facilities and Property Management to assist in determining which projects to propose for funding each year.

Any remaining balance of the Fund shall be maintained as a long-term reserve. During the annual budget development process the Director of the Facilities and Property Management (FPM) division is directed to update the five-year Capital Improvement Plan (CIP). The Plan shall provide for and prioritize maintenance projects, anticipated major improvements to County capital assets and any additional and replacement of capital assets. The Plan shall include major construction to be undertaken by the County, regardless of funding source. The Plan will be reviewed and updated annually, and submitted to the Board of County Commissioners as part of the annual budget (see Five Year Capital Improvement Plan).

Status

The five year CIP is updated and presented to the Board annually. The County is not in compliance with the policy goal to fund capital needs at a rate of 2% of the cost of buildings, but has increased fees charged to tenants in County owned buildings in an effort to reach the goal over time.

The following graph depicts the annual infrastructure spending goal and actual expenditures (\$ in thousands). The goal refers to a level of ongoing expenditures.



	2010	2011	2012	2013	2014
Goal	\$18,200	\$18,500	\$19,200	\$20,000	\$20,000
Actual	\$9,074	\$9,559	\$10,131	\$8,554	\$8,918

Best Use or Disposition of Surplus Property Policy

The Board will make the final determination on the best use or disposition of the property identified. When deciding on the best use or disposition of surplus property, the Board will consider that the proceeds from the sale of unrestricted property may be allocated in the following prioritized manner:

1. Credited to the Asset Preservation Fund to provide reserves to meet future capital needs in Tier I facilities.
2. Credited to the Capital Improvement Fund to provide resources for future capital projects, deferred maintenance, or capital acquisition/construction.
3. Retire outstanding debt related to the disposed of or surplus property.
4. Used to increase General Fund reserves to achieve full funding according to these policies.

In addition property may be traded for other properties or may be leased to other agencies in order to provide services or carry out the mission of the County.

Transportation Financing

Multnomah County owns, operates and maintains approximately 300 miles of urban and rural roads and 30 bridge structures, six of which are Willamette River bridges (Sauvie Island, Broadway, Burnside, Morrison, Hawthorne and Sellwood). Ongoing maintenance and improvements to the transportation infrastructure are necessary for economic growth, to alleviate existing transportation problems, and to maintain the livability of the region.

It is the policy of the Board to support statewide and regional funding for transportation-related needs. If state and regional funding is inadequate, the County works with jurisdictions within its boundaries to address the transportation funding needs of local governments.

Status

Multnomah County's Transportation Capital Improvement Plan and Program (CIPP) biennial update for 2014 to 2018 was presented to the Board of County Commissioners on May 2015 (presented annually through the budget process). The purpose of the CIPP is to ensure limited public funds are invested in transportation projects providing the greatest public benefit. The CIPP is fully updated every five years and reviewed biennially. The update to the plan identified numerous road, fish passage culvert, and bridge capital projects along with associated seismic upgrades. Substantial investment is required to meet these needs.

The Chair and Board continue to raise the awareness of the challenges faced by the County due to the shortfall of transportation revenue. The Board's acceptance of the CIPP forms the basis for the selection and funding of road and bridge projects. They are working with the Regional, State and Federal partners to address transportation funding issues. More information can be found at <https://multco.us/transportation-planning/webform/county-transportation-capital-improvement-plan-and-program>.

*Information
Technology
Capital Projects
Financing*

Multnomah County owns, operates, and maintains a significant investment in information technology (IT) equipment, software, and infrastructure. Maintaining and upgrading IT infrastructure is increasingly a non-discretionary activity, as County operations grow ever more reliant on information technology to deliver services efficiently.

The Board recognizes that adequate capital equipment replacement and upgrade funding is essential to avoid costly repair, replacement, or failure of major IT capital assets. During the annual budget development process the Director of the Department of County Assets is directed to update a five-year IT Asset Replacement Plan. The Plan shall provide for and prioritize major software projects, anticipated major improvements to County IT assets and infrastructure, and identify any additional replacement of IT assets. The plan and associated funding mechanisms shall be reviewed by the County Operations Council and approved annually by the Board of County Commissioners during the annual budget process.

Status

The Chief Information Officer will report to the board on the status of the projects during the annual budget process.

*Insurance
Coverage for
Large Capital
Projects*

In planning for large capital construction projects the County will consider and evaluate all options for providing insurance coverage on the project. Projects that are estimated to cost more than \$50 million may be insured through an Owner Controlled Insurance Program (OCIP). In those cases, the County will conduct an analysis of insurance options in advance of contract negotiations in order to determine whether an OCIP would be beneficial to the project.

Long-Term Liabilities

Policy Statement

Governments are required to account for and report on long-term and other liabilities per Governmental Accounting Standards Board (GASB) pronouncements. Long-term liabilities reflect future obligations that have been incurred as a result of required or contractually obligated payments. The County recognizes the need to account for unfunded long-term liabilities and to develop a plan to manage them prudently.

Multnomah County has two long-term liabilities related to the cost of personnel. There are additional long-term liabilities associated with the County's self-insurance programs for liability and worker's compensation.

The County participates in the Public Employees Retirement System (PERS), a cost-sharing, multiple-employer defined benefit pension plan administered by the PERS Pension board. PERS provides retirement, disability, and death benefits to plan members and their beneficiaries. State statutes authorize the State to establish and amend all plan provisions.

The PERS contribution requirements of the County are established and may be amended by the State. It is the policy and practice of the County to pay PERS obligations on an annual, pay-as-you-go basis. The rates assessed by the PERS Board also include an actuarial estimate of the amount required to provide for any unfunded liability that may exist.

The County also has incurred a liability associated with contractually obligated retiree healthcare benefits. This liability, commonly known as Other Post Employment Benefits (OPEB) is the sole responsibility of the County.

Status

As of December 31, 2013, the County's unfunded PERS liability is approximately \$89 million. If it is determined that the County could realize a present value savings from pre-funding the liability, the Chief Financial Officer may recommend the sale of Pension Obligation Bonds (POBs).

As of January 1, 2013, the County's unfunded OPEB liability is approximately \$135 million. The County's goal is to achieve a funding level of 20% of the OPEB liability. The Chief Financial Officer will develop recommendations for funding the liability beyond 2013 and present those for the Board's consideration. Funding to meet the OPEB, liability insurance, and worker's compensation liabilities is held in the form of reserves in the Risk Management Fund. The reserves are allocated, and reported to the state, by the Chief Financial Officer based on actuarial analysis. Reserves in the fund are considered set asides for the exclusive use of meeting these liabilities. As of June 30, 2014, actuarial liabilities are fully funded with the exception of the OPEB liability which is currently funded at 27%.

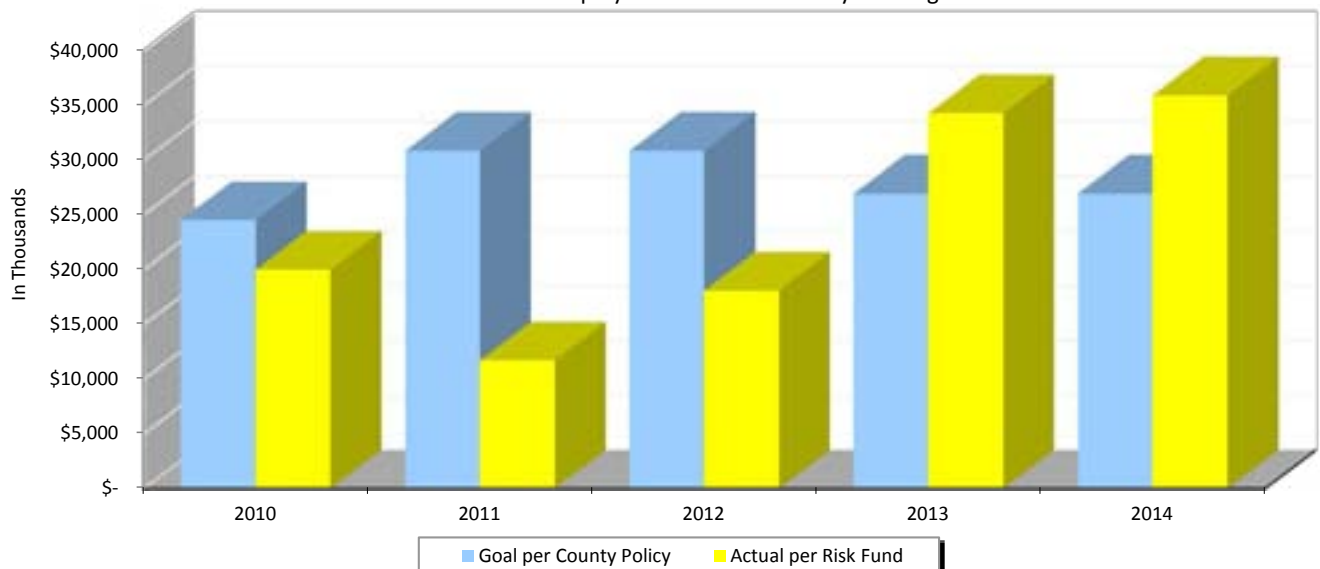
The County receives actuarial valuations for PERS and OPEB liabilities every two years. In connection with the County's OPEB actuarial valuations, the CFO and the County's actuaries will present the actuarial valuation on OPEB liabilities to the Board along with the CAFR presentation. The CFO may recommend OPEB funding structures to the Board based on the actuarial valuations and the County's Risk Management Fund. This will allow the board to be better informed when considering funding options such as establishing a trust fund for the County's OPEB obligations. The County's next actuarial valuation will be as of January 1, 2015 and management plans to receive the report by August 2015. The County has achieved the goal for funding the OPEB liability by the end of FY 2014.

The following is the June 30, 2014 funding level of each liability (\$ in thousands):

Liability Description	Total Liability	Amount Funded	Percent Funded	Added per Risk Fund Statement
Self Insurance (1)	\$10,792	\$18,631	173%	18,631,275
Post Retirement (2)	\$134,712	\$35,925	27%	35,924,824
				<u>54,556,099</u>

- (1) GASB requires self-insurance claims be recorded as a liability in the financial statements.
 (2) GASB requires employer paid benefits extended to retirees be disclosed in the financial statements.
 Liability reflects the most recent unfunded actuarial accrued liability amount per Mercer actuarial report.

Other Post-Employment Benefits Liability Funding



	2010	2011	2012	2013	2014
Goal	\$24,521	\$30,840	\$30,840	\$26,942	\$26,942
Actual	\$20,000	\$11,720	\$18,107	\$34,275	\$35,925

Other Fund Balances

Policy Statement

Balances also exist in funds other than the General Fund. These fund balances are held for a variety of purposes. For example, balances in capital project funds may represent the unspent portion of projects approved by the Board in a prior year's budget. Balances may exist in debt service funds to ensure compliance with bond covenants. Other fund balances account for reserves that are held for asset replacement.

The Government Accounting Standards Board (GASB) has developed a statement – known as GASB 54 – that clarifies how fund balances are accounted for financial reporting purposes. The standard aims to enhance the usefulness of fund balance information by providing clearer fund balance classifications that can be more consistently applied.

It is the policy of the County to adhere to the GASB 54 guidelines and the following fund balance classifications that have been established.

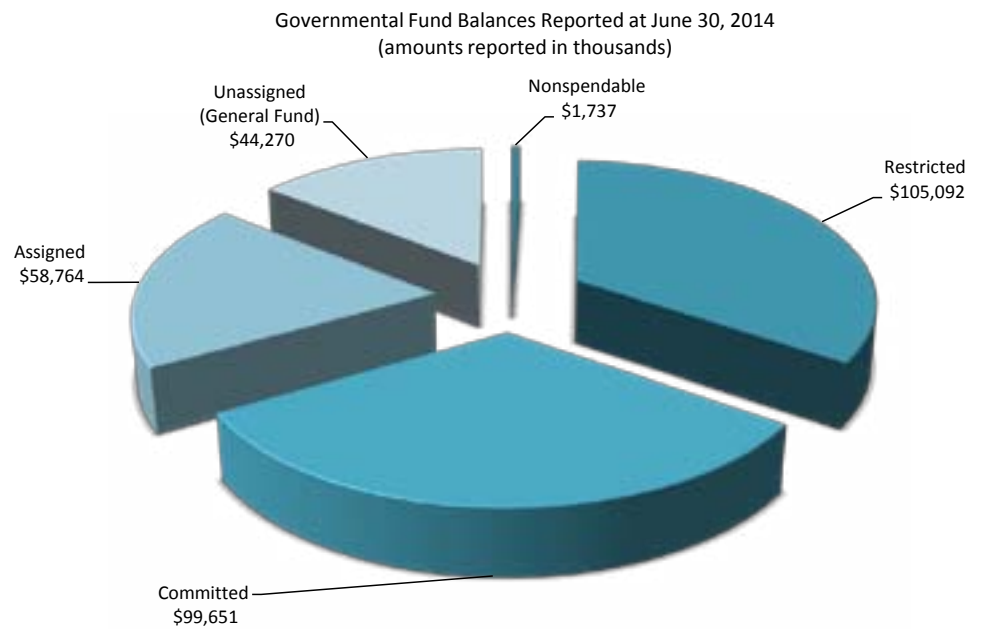
- Restricted – for resources constrained on use by externally imposed creditors (such as through debt covenants), grantors, contributors, or laws or regulations of other governments or constraints imposed by law through constitutional provisions or enabling legislation.
- Committed – for resources constrained on use authorized by the Board of County Commissioners via board resolution or County ordinance. For the purposes of the GASB statement, resolutions and ordinances are considered to be equally binding. Resources will be committed prior to June 30th and the amount may be determined at a subsequent date.
- Assigned – for resources reported in the governmental funds outside of the General fund that are not otherwise restricted or committed. Assigned balances represent the residual balance in funds other than the General Fund and are approved as part of the annual budget process.
- Unassigned – for fund balances not reported in any other category. Unassigned fund balances will only be reported in funds other than the General Fund. An unassigned fund balance occurs when restrictions and commitments of resources are greater than the fund balance in total.

Status

Accounting for resources in these categories is reported on the Combining Balance Sheet for each governmental fund type in the County's Comprehensive Annual Financial Report (CAFR).

The table and chart on the next page provide the balances in the Governmental Funds as of June 30, 2014. The County is fully compliant with this policy.

Governmental Funds	Balances on June 30, 2014
Nonspendable	\$1,737
Restricted	\$105,092
Committed	\$99,651
Assigned	\$58,764
Unassigned (General Fund)	\$44,270
Total Fund Balances	\$265,244



Internal Service Funds

Policy Statement

The purpose of establishing internal service funds is to identify and allocate costs related to the provision of specific goods and services within the County.

Internal Service funds will be used to account for business operations and charge for goods or services provided to other departments or agencies on a cost-reimbursement basis. Periodically the rates charged will be compared to other public or private sector operations to ensure that pricing is competitive. The internal service fund charges will include asset replacement charges (depreciation) to ensure that adequate funds will be available to purchase replacement assets.

The charges may include a contingency or reserve amount not to exceed 10% as recommended in the Auditor's 2011 Financial Condition Report (<https://multco.us/file/18858/download>) to ensure that service reimbursements charged to other departments are maintained at a relatively constant level. Rates will be trued up on an annual basis, thereby eliminating excess reserves.

Unreserved fund balances in Internal Services funds will be reported annually in a memo to the Board of County Commissioners from the CFO at the time the Comprehensive Annual Financial Report (CAFR) is completed or shortly thereafter, but before the following fiscal year-end.

Status

The County is fully compliant with this policy.

Investments Banking, Services and Cash Management

Policy Statement

Multnomah County maintains an active investment program. In accordance with ORS 294.135, investment transactions are governed by a written investment policy, which specifies objectives, diversification goals, limitations, and reporting requirements. The investment policy sets guidelines for diversification that are more stringent than those allowed by State statute, reflecting the County's strategic preference for a conservative investment approach. The investment policy is ratified annually by the Board of County Commissioners and includes any applicable updates resulting from changes in state statute.

In addition, the County will use an independent Investment Advisory Board to review the County's policy and investment performance. In FY 2015, County Treasury contracted with an investment advisor to provide non-discretionary advisor services. The investment advisor will assist in developing investment strategies, assist in the execution of trades, prepare monthly and quarterly investment portfolio performance reports, and monitor portfolio compliance to applicable rules and regulations. Unrecognized gains or losses are recorded in the County's Comprehensive Annual Financial Report (CAFR). The current policy can be found at the following link: <https://multco.us/finance/investment>

Banking services shall be solicited at least every five years on a competitive basis. The Chief Financial Officer (or their designee) is authorized to act as the County's "Custodial Officer" responsible for performing the treasury functions of the County under state statute and the County's Home Rule Charter.

Treasury regularly analyzes and monitors the County's cash flow. Cash balances are reported in the Monthly Investment Report prepared by Treasury. Historically, the County's low point for cash occurs prior to the time that Property Tax revenue is received in November. If necessary, and when there is a financial benefit to the County, the Chief Financial Officer may recommend the issuance of short-term, Tax and Revenue Anticipation Notes (TRAN). It is the policy of the County to issue TRANs only when there is a favorable interest rate environment or when internal sources will not cover the projected cash flow shortfall.

Status

The County is in compliance with this policy.

Short-term and Long-term Debt Financings

Policy Statement

The County is authorized to issue debt under state statute (ORS, 287A) which establishes limits on the amount of debt that may be issued. In addition to the legal debt limits the County has imposed an internal limit on the issuance of debt that is expressed as a percentage of General Fund revenues.

It has been the County’s policy to issue debt for public projects that provide long-term benefit to County residents. Under no circumstances will the County fund ongoing operations with the proceeds of long-term debt.

1. When issuing debt, the County will follow the Government Finance Officers Association recommended practice of selecting and managing the method of sale. As noted above, debt issuance is limited by state statute. The limit on voter approved, General Obligation Bonds is 2% of the real market value assessed within the County. The limit on all other debt instruments is 1% of the real market value assessed within the County. However, the County further limits non voter- approved debt supported by the County General Fund to an annual debt payment amount that will not exceed 5% of General Fund budgeted revenues. Likewise, debt that is supported by other funds will be limited to 5% of the total revenues of the supporting fund unless dedicated revenue sources are pledged for repayment of debt service. Annual debt service payments should never exceed the minimum level of General Fund reserves, (10% of annual General Fund revenues), providing the County with the ability to meet annual debt payment obligations in the case of severe budgetary challenges. The statutory and General Fund debt limitations are highlighted in the graph below.

Limitation	Basis for Limit	Value of Limit	Debt Capacity
Statutory - GO Bonds	2% of RMV	\$108,173,728,101	\$2,151,904,562
Statutory - All Other	1% of RMV	\$108,173,728,101	\$917,567,281
County Policy	5% of GF Revenue	\$407,000,000	\$206,000,000

2. The different types of financings the County may use to fund its major capital acquisitions or improvements are:
 - General Obligation Bonds (requires voter approval)
 - Full Faith and Credit Obligations
 - Revenue Bonds
 - Capital Lease-Purchases
 - Leases

Status

Where debt is issued to finance capital projects the term should be limited to the economic life of the financed asset. In general it is the Board's policy that debt issuances not exceed 20 years. However, when market conditions warrant or when a specific asset would have a longer useful life, the Chief Financial Officer may recommend a longer term of issuance.

The Chief Financial Officer regularly reviews and analyzes opportunities to refinance debt. It is the policy of the Board to enter into refinance agreements when net present value savings exceed 3% of the outstanding principal balance. Over the past several years, the County has taken an aggressive approach to debt management. All of the current debt issues that could be refinanced have been.

A schedule of the County's outstanding debt obligations as of July 1, 2015 can be found in Volume One in the Summaries tab.

Interfund Loans

Policy Statement

An interfund loan is defined as a transfer between funds or fund types within the County for an approved amount and a definite plan of repayment in a specified period of time. Interfund loans are subject to ORS 279.460 and are designed to provide financing resources to address cash flow needs in County operations or capital financing plans. Interfund loans are either operating or capital and shall meet the requirements noted below:

- An Operating Interfund Loan is a loan made for the purpose of paying operating expenses.
- A Capital Interfund Loan is a loan made for the purpose of financing the design, acquisition, construction, installation, or improvement of real or personal property and not for the purpose of paying operating expenses.

Interfund loan requests must be reviewed and approved by the County's Chief Financial Officer and Budget Director prior to taking a request for authorization to the Board of County Commissioners. Interfund loans must be authorized by a resolution of the Board of County Commissioners, which shall state the fund from which the loan is to be made, the fund to which the loan is to be made, the purpose and intent for which the loan is made, the principal amount of the loan, the interest rate at which the loan shall be repaid (if applicable), and a schedule for repayment of principal and interest. In addition, interfund loans:

1. Shall not be made from reserve funds, debt service funds, or any other funds restricted by law, constitutional provisions, bond covenants, grantor requirements, Board resolutions or ordinances, unless the restrictions on these funds allow for the purpose of the interfund loan.
2. Shall not be used to fund ongoing operations unless specifically approved by Board resolution.
3. Shall be granted only after it has been demonstrated that reasonable consideration was given to other potential resources available to the fund and when the loan is required to meet a pressing need or to take advantage of a special opportunity.
4. Shall not exceed 10 years in duration for any capital interfund loan; shall not extend beyond the end of the next fiscal year for any operating interfund loan.
5. May be made only if there is a likely expectation that the fund receiving the loan will have the ability to repay it. If not, the use of an interfund transfer should be considered if appropriate.
6. May be repaid in advance without any additional accrual of interest (if applicable) or any other penalties.
7. Must be made in compliance with all other statutory requirements and limitations of ORS 294.460.

No County fund shall carry a deficit cash balance for more than four months during any 12 month period without written authorization of the CFO. Absent authorization, department responsible for a fund shall be required to initiate a request for an interfund loan to be presented to the Board.