

M U L T N O M A H C O U N T Y O R E G O N

POLICY AND LEGAL DETAIL | **2019**



Volume 1



Deborah Kafoury Multnomah County Chair

501 SE Hawthorne Blvd., Suite 600
Portland, Oregon 97214
Phone: (503) 988-3308
Email: mult.chair@multco.us

Multnomah County Executive Budget Message

Introduction

The 2019 Multnomah County Executive Budget strives to reflect the mission and values of Multnomah County and maximize what I believe is the critical role this county and its hundreds of partners play in our community.

I am proud of, and motivated by, Multnomah County's record of aggressively tackling complex and long-standing challenges to our community, including homelessness, critical infrastructure needs such as bridge replacements, the opioid epidemic and gaps in physical and behavioral health care. Through its many lines of work, the County both seeds and spreads its vision of a community where anyone who needs help can find it, where everyone shares equally in opportunity, and where the most vulnerable are protected.

This vision has led me to develop a budget that prioritizes investments in equitable outcomes and eliminating disparities; strengthens the County's ability to respond to crisis and critical emerging needs; and both builds, and clears, pathways for families to achieve safety and stability, and to thrive.

This includes funding supportive housing vouchers for our hardest-to-house and most vulnerable families. We are boosting critical staffing to help us prepare for and navigate weather events and natural disasters. And, we are providing resources to implement the strategies that will improve equitable recruitment, hiring, promotion and retention here at Multnomah County. This budget also continues to dedicate dollars for capital infrastructure including the replacement of the Central Courthouse and Health Department headquarters. Investing in critical infrastructure needs today saves us money long term.

I approached this process mindful that the economic forces that have led to the County having expanded resources the last three years are turning. Inflation and interest rates are rising beyond our revenue growth and the cost of retaining our workforce and providing services in our community continues to rise. Our economic forecast shows a structural deficit in the coming years that requires us to carefully balance this budget with the future in mind. Toward that end, I have

directed every department to offer savings through administrative costs and clear-eyed evaluations of programming.

With these challenges in mind, this budget strives to accomplish the County's vision of justice, safety and belonging for our community, while keeping the organization fiscally sound and directing county dollars to where they can accomplish the most.

Equity in action

This 2019 budget makes unprecedented investments in strategies that directly address entrenched disparities in our county and within this organization. Racism and poverty are not unfortunate accidents. They are the unjust result of systematic decisions. And it is only through deliberate and sustained action on our part that we will make progress.

The County strives to have a workforce that reflects — and deeply relates — to the people who call Multnomah County home. This connection, enriched by diversity, creates a more effective organization and a community where all can flourish and lead productive lives. After spending months identifying structural and policy barriers to creating and maintaining the County workforce we envision, this budget invests \$500,000 for the implementation of the Workforce Equity Strategic Plan and recommendations from our organizational development consultants to shift our training, policy, practice.

As part of this work, the budget also includes full-time staffing for the College to County mentorship program that recruits, hires and develops students of color, low-income students, and students with disabilities, many of whom are the first in their family to attend college. The program offers unique access to careers at the County with a three-month paid internship for substantive work on projects that innovate, fill service gaps, and add capacity for existing staff in providing critical services. Students learn and apply the knowledge, skills and abilities required to successfully complete assigned projects while gaining experiences that prepare them for permanent positions upon graduation.

Voter Access

The budget supports universal voter access and addresses barriers that keep people from successfully participating in elections by permanently funding successful pilots initiated by the Elections Division. This \$90,000 investment includes: improved ballot tracking and voter communication; offering voter information in extensive multiple languages; expanding 24-hour ballot drop sites and supporting a Voter Center Express in Gresham to reach the underserved areas of East County.

Pacific Islander Research Project

Communities that are closest to a problem are often closest to the solution and accurate data plays a key role in a community's ability to tell their story and seek effective and relevant services. Last fall, I met with the Pacific Islander Coalition, a group launched out of the efforts of the Health Department's Health Equity Initiative to better understand the barriers to health for a community

that represents families from many countries, traditions and languages. For too long, Pacific Islander children and families have been grouped into a single broad category for data collection, making it difficult to understand and address their unique challenges. This budget invests in a new partnership between the Health Department and Pacific Islander community to gather qualitative and quantitative data to understand needs, gaps and opportunities. This includes gathering baseline health behavior information, identifying health disparities, ensuring extensive community engagement, translation and co-created design and oversight with community members.

Responding to crisis and critical needs: Preventing harm, promoting safety, saving lives.

The County has a uniquely broad obligation to be there in a crisis, from a community emergency such as the Eagle Creek Fire, to an individual situation that threatens a person's safety, health or housing. The 2019 budget supports our overall emergency preparedness with a dedicated planner to update and manage the County's plans and training. For the first time, this budget also funds with the city of Portland, an emergency management position in the Joint Office of Homeless Services to respond to the needs of the most vulnerable in our community during a disaster or weather emergency.

The 2019 budget also addresses the following emerging needs around individual public safety among some of the most vulnerable in our community.

Deputy Medical Examiner

The County Medical Examiner investigates and determines the cause of any sudden, violent or suspicious death. Although our community has grown nearly 30 percent since the 1970s, the number of Deputy Medical Examiners, or death investigators, has not. This budget covers an unfunded portion of a new deputy medical examiner position in order to increase the number of investigators able to respond to scenes, respond more quickly, and reduce overtime.

Senior-specific DVERT case manager

Across local law enforcement, senior services and adult protective services, we are seeing sharp increases in the abuse of seniors by family members including adult children and grandchildren. This budget provides \$150,000 for a new position to link the domestic violence system to the senior service system, focusing on seniors who are being abused and are at increased risk of death.

Immigration Legal Consultation and Education

With continued fear and uncertainty around federal immigration and refugee policy, this budget maintains our investment of \$160,000 in providing education and legal counsel for families being served in our programs and boosts our capacity to work with domestic violence survivors who need immigration consultation.

Syringe Disposal

As we respond to the ongoing opioid epidemic, we've heard from community members increasingly concerned about syringes found in neighborhoods, public spaces and businesses. We know there are common sense solutions. My executive budget includes \$143,000 for more disposal boxes, as the County continues to work with our local and regional partners to provide more community-based syringe disposal options that are safe and accessible

Building pathways to safety, stability and thriving

I am committed to connecting families to a safe, stable home and to the supports and services that help young people grow and gain the social-emotional, academic and employment skills to successfully navigate high school, higher education and careers.

SUN Service System

The Schools Uniting Neighborhoods (SUN) program is one of the central partnerships and investments that support our schools and the children and families who are most in need. Through SUN, students gain access to after school activities, academic support and mentoring. And, families can access classes, early childhood services, housing, energy and employment assistance. This budget maintains our core SUN services and adds \$230,000 for four sites. Specifically, we are partnering with the Centennial School District in East Multnomah County to ensure two current SUN sites are able to stay open despite changes in state and federal grant funding. And in Portland Public Schools, we are pleased to partner with the district as they open two new sites at middle schools this coming fall. We believe - as they do - that the community school model is a tremendous asset to support the reopening of Harriet Tubman and Rose City Park.

We are also partnering for a second year with the city of Gresham in an evidence-based program to link volunteer families, couples and individual mentors to young people in East Multnomah County who are in need of support.

Children, trauma and mental health

In response to school and community partner requests for increased support for children who have experienced deep trauma, in 2018, we worked together to design a school-based mental health case management and technical assistance pilot. This budget continues funding for that collaboration that is improving our outreach and prevention efforts, and bringing additional skills training and resources for children and families.

Youth, Violence and the Justice System

In 2018, the Department of Community Justice worked with partners to build on the success of our Juvenile Service Division's Community Healing Initiative (CHI) by expanding eligibility through the Adult CHI program. Adult CHI works with African American males aged 17 to 25 convicted of felonies and some misdemeanors through mentorship, case management, and peer support. As a result we have decreased recidivism while supporting young men in their efforts to reach personal

goals, gain access to employment, and further their education. I'm excited to continue our \$90,000 investment in this program that works and help address long standing inequities in our criminal justice system.

We're also expanding our preventative efforts through other programs. For four years, Multnomah County helped convene a diverse set of stakeholders to develop a comprehensive plan to address gang violence in our community. This work is vital, and requires resources to be successful. This budget includes funding to help coordinate implementation of the plan, as well as ongoing funding to culturally specific providers to ensure those community developed strategies move forward.

Housing support for families

We know what gives families the best chance at supporting their children and young people the best chance to thrive is a home - a stable place to rest, do homework, eat breakfast, read with their families. Children should be in a home, not in a shelter.

Toward that end, this budget includes a new investment of \$600,000 in supportive housing for families. This new program creates longer- term rent assistance vouchers and wrap around support services to help move some of our hardest to house families from shelter into permanent housing.

This budget continues a 2018 pilot that established a local long-term voucher program tailored to households with fixed incomes, to improve housing stability and reduce rent burden. In addition, we are increasing our capacity to divert families from shelter and keep them in their homes in the first place and investing for the first time in a position to increase services and connection to renters in unincorporated Multnomah County.

Community Partnership

The development of this budget has involved difficult choices. And it has been important to me to hear from community voices throughout its development.

I want to thank the Community Budget Advisory Committee for its work overseeing this process.

I also want to thank Commissioners Sharon Meieran, Loretta Smith, Jessica Vega Pederson and Lori Stegmann for their leadership, partnership and steadfast commitment to the values of justice and fairness. I'm grateful to the hard work of my policy staff, especially Kimberly Melton, Adam Renon, Anna Marie Allen and Liz Smith-Currie.

And as much as this document relies upon the Board to make it a reality, it wouldn't exist at all without the work of Budget Director Mike Jaspin and his staff. They have put in countless hours counting and recounting, balancing and rebalancing. And the budget I am presenting today is a product of that diligence and commitment to excellence.

Finally, I want to acknowledge the thousands of employees at Multnomah County. For some of you, the financial impact of this budget will be very direct. While departments have tried to direct cuts toward vacant positions, that was not always possible. I want to thank each of our employees for

their dedicated service, their commitment to the cause of improving our community, and their daily contributions. They make people's lives better, and I believe we all owe them gratitude and respect.

Sincerely,

A handwritten signature in black ink that reads "Deborah Kafoury". The signature is written in a cursive, flowing style.

Deborah Kafoury

Table of Contents

Reader’s Guide	3
How We Budget	4
Local Budget Law	4
<i>Governmental Funds</i>	6
<i>Proprietary Funds</i>	6
<i>Fiduciary Funds</i>	6
Measuring Performance	7
Four Phases of the Budget Process	7
<i>Phase I - Requested Budget</i>	7
<i>Phase II - Proposed Budget</i>	7
<i>Phase III - Approved Budget</i>	8
<i>Phase IV - Adopted Budget</i>	8
Public Testimony and Hearings	9
Budget Calendar	10
Modifying the Budget and Supplemental Budgets	10
Where to Find Other Information	11

(this page intentionally left blank)

Reader's Guide

The budget document for Multnomah County consists of two separate volumes that have the following structure:

Policy Document and Legal Detail - Volume 1 contains the following sections:

- Chair's Message – The County Chair's budget message to the community.
- How Multnomah County Budgets – A description of the budget process with information on opportunities for public input and other resources.
- Budget Director's Message – An introduction and general overview to the budget and discussion of key issues that affect budget decisions.
- Summaries – A set of summaries of resources and requirements, property tax information, cash transfers and debt management.
- Department Budget by Fund (Legal Detail) – A listing of expenditure and position detail, grouped department and then by fund within each department.
- Financial Summary (All Funds) - A listing of expenditure and revenue detail, grouped by fund and then by department within each fund.
- Capital Budget – A summary of program offers that fall under the County's plan to determine long term financing for fixed assets.
- Financial and Budget Policies – A summary of the Board approved policies that dictate how the County approaches financial decisions.

Program Information by Department Volume 2 contains a section for each department. The budget is structured around the County's nine distinct operating departments, as well as, a "Nondepartmental" department grouping.

Each section contains a summary narrative portion followed by detail pages for each of the department's program offers. Programs identified as one-time-only have been designated to end by the last day of the fiscal year under consideration unless otherwise noted. The narrative portions include department and division overviews as well as three lists: (1) budget trends (2) budget by division and (3) a list of the departments programs.

How We Budget

Multnomah County's Board of Commissioners adopts an annual budget to plan for the effective delivery of services to its citizens and to responsibly manage the public resources that support these services. Budgeting in Oregon is a collaboration between the community members who receive the services and the elected or appointed officials who are responsible for the provision of those services. Community involvement in the budget process ensures that desired services are adequately funded, while County officials ensure that the budget balances competing needs, is fiscally sustainable, and meets legal requirements.

Local Budget Law

Multnomah County's budget is developed within constraints imposed by Oregon's Local Budget Law, Chapter 294 of the Oregon Revised Statutes. The law has four major objectives:

1. To provide standard procedures for preparing, presenting, and administering local budgets;
2. To ensure involvement in the preparation of the budget;
3. To provide for a method of estimating revenues, expenditures, and proposed taxes; and
4. To offer a way of outlining the programs and services provided by local governments and the fiscal policy used to carry them out.

Local Budget Law requires that appropriations be established by department for each fund. Expenditures may not legally exceed appropriations at the fund level for each department. Local Budget Law also establishes the Tax Supervising and Conservation Commission (TSCC) to review the budgets of jurisdictions within Multnomah County (including the County) for compliance with the law.

Fund Structure and Basis of Budgeting and Accounting

Funds are legally established accounting entities with a self-balancing set of accounts that are established to track specific revenues or services. Multnomah County has 32 funds. These funds include General Fund, Special Revenue Funds, Debt Service Funds, Capital Projects Funds, Internal Services Funds, and one Enterprise Fund:

Modified Accrual Basis of Budgeting

The budget is prepared on a modified accrual basis, the same accounting basis as that of the General Fund, Special Revenue Funds, and Debt Service and Capital Project Funds (the Internal Services and Enterprise Funds are accounted for using accrual accounting). The basis defines the timing of when revenues and expenditure transactions are recognized for recording purposes. The budget estimates revenues based on whether they are measurable and available within the current period and expenditures on when they will likely occur. Governmental accounting focuses on disclosing how public money is spent during a discrete period.

One exception is the acknowledgement of revenues. Property Tax and Business Income Tax (BIT) revenues are acknowledged in the budget for 60 days after close of the fiscal year. All annual appropriations lapse at fiscal year end. Items not fully expended must be re-budgeted in the following fiscal year.

Accrual and Modified Accrual Basis of Accounting

Governmental accounting, governed by state statute and Generally Accepted Accounting Principles (GAAP), differs substantially from private sector accounting. Private sector financial reports measure economic profits, whereas governmental accounting focuses on how public money is spent.

The government-wide financial statements are reported using the *economic resources measurement focus* and the *accrual basis of accounting*, as are the proprietary fund and fiduciary fund financial statements. Revenues are recorded when earned and expenses are recorded when a liability is incurred, regardless of the timing of related cash flows. Property taxes are recognized as revenues in the year for which they are levied. Grants and similar items are recognized as revenue as soon as all the provider requirements are met.

Governmental *fund* financial statements are reported using the *current financial resources measurement focus* and the *modified accrual basis of accounting*. Revenues are recognized as soon as they are both measurable and available. Revenues are considered to be *available* when they are collectible within the current period or soon enough thereafter to pay liabilities of the current period. The government considers revenues to be available if they are collected within 60 days of the end of the current fiscal period. Expenditures generally are recorded when a liability is incurred, as under accrual accounting. However, debt service expenditures, as well as expenditures related to compensated absences and claims and judgments, are recorded only when payment is due.

Type of Fund	Type of Resources or Expenditures	Example	Basis of Budgeting	Basis of Accounting
General Fund	Discretionary	General Fund	Modified Accrual	Modified Accrual
Special Revenue Fund	Restricted to a specific purpose	Road Fund	Modified Accrual	Modified Accrual
Debt Service Fund	Pay debt service	General Obligation Bond Fund	Modified Accrual	Modified Accrual
Capital Projects Fund	Capital Improvements and Asset Preservation	Capital Improvement Fund	Modified Accrual	Modified Accrual
Internal Services Fund	Internal business functions	Fleet Services	Modified Accrual	Full Accrual
Enterprise Fund	External business functions	Behavioral Health Managed Care Fund	Modified Accrual	Full Accrual

Fund Accounting Structure

Governmental Funds

Proprietary Funds

Fiduciary Funds

According to local budget law and the Governmental Accounting Standards Boards (GASB), the County is required to establish and maintain various funds. Each year the Chief Financial Officer is responsible for preparing and presenting a resolution to the Board defining the various County funds. The County will adhere to Generally Accepted Accounting Principles and GASB when creating a fund and determining if it is to be a dedicated fund. The following types of funds should be used by state/local governments:

- **General Fund** - to account for all financial resources not accounted for and reported in another fund.
- **Special Revenue Funds** - Restricted or committed specific revenue sources will comprise a substantial portion of the fund's resources, but the special revenue fund may also include other restricted, committed and assigned resources. The County will establish a Special Revenue Fund when 30% or more of the resources in the fund are restricted.
- **Capital Projects Funds** - to account for and report financial resources that are restricted, committed or assigned to expenditures for capital outlays, including the acquisition or construction of capital facilities and other capital assets. Capital projects funds exclude those types of capital-related outflows financed by proprietary funds or for assets that will be held in trust for individuals, private organizations or other governments.
- **Debt Service Funds** - to account for and report financial resources that are restricted, committed or assigned to expenditure for principal and interest. Debt service funds should be used to report resources if legally mandated. Financial resources that are being accumulated for principal and interest maturing in future years also will be reported in debt service funds.
- **Enterprise Funds** - to account for operations (a) that are financed and operated in a manner similar to private businesses, where the intent of the governing body is that the costs of providing goods or services to the public on a continuing basis be financed or recovered through user charges; or (b) where the governing body has decided that periodic determination of revenue earned, expenses incurred, and/or net income is appropriate for capital maintenance, public policy, management control, or accountability.
- **Internal Service Funds** - to account for the financing of goods or services provided by one department or agency to other sections of the governmental unit, or to other governmental units, on a cost-reimbursement basis.
- **Trust and Agency Funds** - to account for assets held in a trustee capacity or as an agent for individuals, private organizations, governmental units, and/or other funds. These include: (a) Expendable Trust Funds; (b) Nonexpendable Trust Funds; (c) Pension Trust Funds; and (d) Agency Funds.

Measuring Performance

Four Phases of the Budget Process

Phase I - Requested Budget

Phase II - Proposed Budget

Performance measurement is an integral part of the budgeting process in Multnomah County. Performance measurement is a management tool to improve operations and services and communicate program results to the community. Performance measures are integrated into each program offer and the department narratives to ensure accountability and to establish a link between resources and results. A more detailed discussion of performance measurement can be found in the Introduction section of Volume 2.

Multnomah County uses an incremental budgeting process in which departments are given expenditures targets that they cannot exceed. The budget process consists of four distinct phases:

Phase I - The departments provide their submitted budgets

Phase II - The Chair develops the Proposed Budget

Phase III - The Board approves the Proposed Budget

Phase IV - The Board adopts the final budget

Phase I - Departments Submit their Requested Budgets

Multnomah County's budget process begins in early fall with a review by the Budget Director and department directors of the most recent budget development cycle. Survey comments are collected from department budget staff and feedback is incorporated into the process where appropriate. In mid-to-late fall the Budget Office presents the General Fund Five-Year Forecast to the Board of Commissioners informing them of the fiscal health of the County for the foreseeable future. The forecast is typically updated in February, when the budget process is further along.

In conjunction with the County Chair's Office, the Budget Office issues guidelines to set broad limits and direction for the County's budget cycle. Based on the General Fund forecast, departments are directed to constrain, maintain or expand their operating costs by a targeted amount. From January through February, department heads, the Chair's Office, and the Budget Office meet to discuss proposed budget changes in order to provide policy direction to the departments prior to submitting their budget requests.

Phase II - The Chair Prepares the Proposed Budget

Beginning in February and ending in March, meetings occur between the Chair, the Chief Operating Officer, Budget Office staff, elected officials and department directors to review and discuss the department's submitted budgets. The sessions are designed to provide two-way communication concerning budget needs and assessments, and also to provide information that would assist the Chair in developing a responsible and balanced budget. During this time, the Chair's Office focuses on short and long term goals and objectives to provide the basis of the budget plan for the fiscal year.

Phase III - Approved Budget



Phase IV - Adopted Budget

Phase III - The Board Approves the Budget and TSCC Reviews

The Chair's Proposed Budget is submitted to the Board of Commissioners for discussion. The Proposed Budget must be approved by the Board no later than May 15th and submitted to the Tax Supervising and Conservation Commission (TSCC), a five-member citizen board appointed by the Governor that helps determine whether the County's budget complies with Local Budget Law. The TSCC holds a public hearing and returns the budget to the County, no later than June 28th. Accompanying the budget is a letter of certification with instructions for corrections, recommendations, and objections. The Board is required to respond to these recommendations and objections. Approval and forwarding the budget meets the legal requirements of Oregon Budget Law and allows the Board to begin public deliberation of the budget.

After the budget has been submitted to the TSCC, no fund may be increased by more than 10% in total revenue, and no property tax greater than the amounts included in the Proposed Budget may be levied. Voting to forward the budget without extensive public review and comment might produce adverse comment, if it were not clearly understood that the process meets a technical requirement of the law, or if the Board were not to hold extensive public review before adopting the budget.

Phase IV – The Board Adopts the Budget

The adoption process begins after the budget is approved. Five weeks of work sessions and public hearings are scheduled prior to adopting the budget in May. During the work sessions, the Board may propose amendments to the Approved Budget. The amendments get voted on as part of the budget adoption.

An important part of this final phase is community input -- the Community Involvement Committee (CIC), the departments' Citizen Budget Advisory Committees (CBAC's), and public hearings held during the evening all provide an opportunity for direct feedback from the community and facilitate a participatory budget process. In May, the Board adopts the budget, makes appropriations, and declares tax levies in a public meeting.

Public Testimony and Hearings

Community input is an important part of Multnomah County budget development. Community input comes from the Citizen Involvement Committee, the departments' Citizen Budget Advisory Committees, and public hearings and forums that together provide an opportunity for direct feedback from the community and facilitate a participatory budget process.

Community members have several opportunities to testify on the budget in person and written testimony can be hand delivered, mailed, faxed or submitted via e-mail.

Annual Budget Hearings

The Board, sitting as the Budget Committee, will hold public hearings after the approval of the Chair's budget and before the final budget adoption. Hearings are scheduled from 6:00 p.m. – 8:00 p.m. in the following locations:

- May 2, 2018 – Immigrant and Refugee Community Organization (IRCO) Gymnasium, 10301 NE Glisan, Portland, Oregon (hosted by the Communities of Color)
- May 9, 2018 – Multnomah Building, Board Room 100, 501 SE Hawthorne Blvd., Portland, Oregon
- May 16, 2018 – East County Building, Sharron Kelley Room, 600 NE 8th St., Gresham, Oregon

The Tax Supervising and Conservation Commission Hearing

On May 23, 2018 at 9:30 a.m. TSCC will convene a public hearing on the budget at the Multnomah Building (501 SE Hawthorne Blvd.)

The Budget Hearing

Testimony will also be taken at the Board session for final adoption of the budget on May 31, 2018.

Budget Calendar

The budget calendar can be found on the County's website at: <http://multco.us/budget/calendar>.

Major budget milestone dates include:

- Nov. 2017-Mar. 2018 Chair's Office meetings with departments to discuss strategic directions
- Dec. 15, 2017 Release of budget instructions to departments
- Feb. 16, 2018 Due date for department's submitted budgets
- April 26, 2018 Chair Executive Budget proposal
- May 2018 Budget work sessions and hearings
- May 23, 2018 TSCC public hearing
- May 31, 2018 Board budget adoption

Modifying the Budget and Supplemental Budgets

The adopted budget is the County's financial and operational plan for the fiscal year. However, during the year, events occur which require the plan to be modified. State law gives the Board of County Commissioners wide latitude to change the budget during the year. County departments request changes, and then the Board must review them, before passing any resolution to approve them. The appropriation of new, unanticipated revenue requires that the Board adopt a supplemental budget through a resolution.

During the year, the Board has the authority to:

- alter appropriations to reflect changed priorities during the year;
- incorporate new grant revenue into the expenditure plan;
- change approved staffing levels; and
- transfer appropriations from contingency accounts.

Where to Find Other Information

Comprehensive Annual Financial Report (CAFR)

<https://web.multco.us/finance/financial-reports>

The CAFR reports actual revenues and expenditures for the last completed fiscal year, discusses financial policies, and provides demographic and economic information about the region. The CAFR, required by state statute, is prepared in accordance with Generally Accepted Accounting Principles (GAAP). It reconciles differences between the budgetary basis – as presented in the annual Adopted Budget – and the modified accrual method used for the CAFR.

Tax Supervising and Conservation Commission Annual Report

www.tscmultco.com

This report discusses the property tax system and taxing levels and summarizes budgeted and actual revenues and expenditures for all governments in Multnomah County.

County Auditor's Financial Condition Report

<https://web.multco.us/auditor>

This report discusses the performance of the County and the region according to guidelines recommended by the International City Managers' Association.

Citizen Budget Advisory Committees (CBACs)

<https://web.multco.us/oci/citizen-budget-advisory-committees-cbacs>

CBACs are appointed by the Community Involvement Committee and partner with Commissioners, departments, and the public during the budget cycle. CBACs monitor department budgets and operations and identify issues for the Commissioners' consideration. All County departments have a CBAC and each committee presents reports during the Budget work sessions.

Budget Website

www.multco.us/budget

The County's Central Budget Office home page contains budget information by year, the budget calendar, current and upcoming year budget documents, economic forecasts and revenue information and other tools, forms, and resources.

Table of Contents

Introduction	3
Planning for FY 2019.....	6
<i>Economic Climate</i>	6
<i>Forecasting the General Fund</i>	7
<i>Local Revenues</i>	8
<i>Cost Drivers</i>	8
<i>Policy Direction from the Chair & Board and Balancing the General Fund</i>	10
Overview of Additions, Reductions, & Reallocations.....	11
<i>Health & Human Services Additions</i>	11
<i>Health & Human Services Reductions</i>	12
<i>Health & Human Services Reallocations</i>	13
<i>Public Safety Additions</i>	14
<i>Public Safety Reductions</i>	14
<i>Public Safety Reallocations</i>	16
<i>General Government Additions</i>	17
<i>General Government Reductions</i>	15
Budget Overview - All Funds	18
<i>Fund Comparison: Year over Year</i>	19
<i>Department Expenditures All Funds</i>	20
<i>Department Revenues All Funds</i>	21
The General Fund.....	22
<i>General Fund Expenditures and Reserves</i>	22
<i>General Fund Revenues</i>	23
<i>Use of One-Time-Only (OTO) Funds</i>	23
<i>One-Time-Only Resources Spent on One-Time-Only Programs</i>	25
<i>General Fund Reserves</i>	26
Policy Issues and Opportunities.....	26
<i>Organization-wide Issues</i>	26
<i>Personnel Costs</i>	26
<i>Investing in Infrastructure</i>	27
<i>New Information Technology</i>	30
<i>Future Budget Pressure</i>	32
Multnomah County Organization Chart.....	33
Appreciation.....	34

(this page intentionally left blank)

Introduction

Multnomah County's \$2.0 billion FY 2019 Proposed budget attempts to strike a balance between addressing our community's needs today and investing in the future. It provides for financial resiliency and flexibility for the County to address its future budget challenges.

It reflects the County's commitment to provide services ranging from elections and health care to animal services and road maintenance. It provides for civic infrastructure such as bridges, courthouses, and medical facilities. Beyond the numbers, it reflects Multnomah County's core goal to provide our residents with a sense of belonging, safety, and trust.

The FY 2019 budget addresses our community's needs today. Several examples include:

- Continuing to fully fund the Joint Office of Homeless Services, providing shelter capacity for 1,900 people, and adding \$600,000 of funding for supportive housing for families and providing \$315,000 to fund the Sheriff's HOPE Team for another year.
- Maintaining the County's current 1,192 jail beds.
- Continuing to address our community's mental health needs and reduce the use of incarceration by providing \$750,000 for the LEAD program.
- Providing primary health care for 44,000 people and adding funds for five additional syringe boxes.
- Providing \$182,000 for a Deputy District Attorney position to continue working on the sexual assault kit backlog.
- Providing \$230,000 to fund two additional SUN School sites and address a funding gap for two others.
- Providing \$90,000 for improved voter access, including ballot tracking, translation of materials into more languages, a voting express center in Gresham, and 24-hour ballot drop site support.

The budget devotes an additional \$21.5 million of one-time-only General Fund resources to capital infrastructure. This not only addresses the County's capital needs, but it also reduces future borrowing needs. These include:

- \$14.0 million for the new Downtown Courthouse, in addition to the \$66.0 million provided in the prior three years.
- \$5.0 million for Emergency Shelter Capital.
- \$1.0 million for Cell Lighting and Window Covers at the Multnomah County Justice Center to reduce suicide risks.
- \$1.0 million for repairs to the Sheriff's River Patrol Boathouses

A strong economy and sound management cannot fully compensate for our long-term structural deficit caused by Oregon's constitutionally enshrined property tax system and PERS costs.

- \$500,000 for replacement of the District Attorney's CRIMES software, in addition to the \$2.6 million funded in FY 2017 and FY 2018.

The Proposed budget also recognizes that the strong Portland economy is not recession-proof. Even without a recession, the County's revenue growth is slowing while labor costs are growing at a faster rate. Oregon's constitutional limits on property tax growth, paired with higher wage growth due to the strong labor market, increased local inflation, and increasing PERS costs, mean the County will need to make reductions or raise revenue in the coming years. The proposed budget provides for financial resiliency and flexibility by:

- Treating a very modest "surplus" in FY 2019 as one-time-only funds to avoid funding programs that cannot be supported in the future.
- Accepting \$3.6 million in proposed reductions and treating the funds as one-time-only to reduce the projected FY 2020 deficit, and investing the savings in capital projects in FY 2019.
- Contributing the third \$25 million installment to a PERS side account to address the County's unfunded liability.
- Fully funding our General Fund Reserves per the Board's Policy.
- Increasing our General Fund Contingency from \$1.25 million to \$1.5 million.
- Funding a 10% Business Income Tax (BIT) reserve.
- Spending one-time-only resources on one-time-only expenditures.
- Using one-time-only funds to address capital needs to reduce future borrowing requirements, saving \$826,459 in ongoing debt payments.

The County's prudent management of its financial resources has been noted by the credit rating agencies. In November 2017, both S&P Global Ratings and Moody's Investor Services awarded Multnomah County the highest possible rating (AAA and Aaa, respectively) for our long-term debt associated with the new County Courthouse and Health Department Headquarters building. The S&P Global Rating also reflects an upgrade from AA+ to AAA on the County's full faith and credit obligations. S&P noted the County's "strong management, with good financial policies and practices" and the County's strong budgetary performance and flexibility.

The FY 2019 budget includes a number of reductions and reallocations. Several of significant note are:

- Transferring responsibility for a portion of communicable disease program to the Coordinated Care Organization, saving \$197,605 this year, and a total of \$349,051 in FY 2020.

- Cutting 2 Deputies in the Sheriff's River Patrol Unit, saving \$251,116.
- Reducing jail re-entry programs to provide ongoing funding of \$337,720 for the Adult Community Healing Initiative that engages 17-25 year old African American males convicted of felonies and misdemeanor gun crimes and was previously funded with one-time-only funds.
- Cutting a Senior District Attorney, saving \$271,372.
- Administrative and back-office reductions across a number of departments.

While the focus of budget discussions tends to naturally fall on the "adds and cuts," the vast majority of the County's programs are unchanged from FY 2018, with more than 5,000 County employees continuing to provide services ranging from law enforcement and health care to bridge maintenance and elections in FY 2019.

The following pages of the FY 2019 budget contain much more information on the County's financial picture and operational and investment plans for FY 2019.

The County's budget information for FY 2019, as well as past years, can be found at: www.multco.us/budget.

Planning for FY 2019

Economic Climate

The Portland metropolitan economy remains remarkably strong, growing above its historical growth rate since mid-2012. As of December 2017, the 3.7% unemployment rate in Multnomah County was at historical lows. At the state level, Oregon's unemployment rate matched the U.S. rate at 4.1% in January.

At the national level, Gross Domestic Product (GDP) – the output of goods and services produced in the U.S. – increased at an annual rate of 2.5% in the final quarter of 2017, and 3.1% and 3.2% in the preceding two quarters. The 2018 annual growth rate is expected to be in the 2.1% to 2.7% range.

Locally, the residential real estate market remained strong in calendar year 2017, but has slowed relative to recent years. As measured by the S&P Case-Shiller Home Price Index for the Portland metropolitan area, home prices increased 8.1% during 2017. Portland no longer leads the country in year-over-year home price appreciation, but growth remains strong and on par with other large, West Coast cities.

The Federal Reserve has begun to raise interest rates and is poised to raise rates further in 2018. Despite this, limited inventory, population growth, and employment and wage gains should continue to push house prices up. These increases continue to be tempered by affordability concerns as most Portland neighborhoods have become increasingly unaffordable, and strong price growth is expected to continue in 2018. Apartment construction remains strong, and rents are leveling off as supply gets closer to population growth. Permits for new housing units are slowing, which could cause supply to lag population growth going forward. During calendar year 2016, real market values of multifamily housing grew 34%, following 37% real market value growth in calendar year 2015.

Unemployment rates at the local, state, and national levels continue to fall from the double digits seen in 2009 and 2010. As of January 2018, the U.S. unemployment rate stood at 4.1% vs. 4.8% a year earlier. For Oregon, the January 2018 rate was 4.1% vs. 4.2% a year earlier. In Multnomah County, the similar figures are 3.7% vs. 3.9% a year earlier. With nonfarm employment in Multnomah County at 514,000, employment levels are roughly 10,300 or 2.0% higher than the previous year. The strong job growth and falling unemployment rate have led to real wage growth at all income levels, and real wages for workers in the lowest quintile have finally caught up to pre-recession levels.

The Oregon Office of Economic Analysis forecasts employment growth of 2.1% in 2018 and 2019, and personal income growth of 5.5% in 2018 and 5.7% in 2019.

Forecasting the General Fund

Multnomah County uses ongoing financial forecasting and monitoring to estimate revenues and expenditures in the General Fund, the County's largest source of discretionary revenues. Forecasts are made for a five-year time horizon and updated on a quarterly basis. The forecast helps form the basis on which Multnomah County builds its annual budget.

The Budget Office's March 2018 Five-Year Forecast projected ongoing revenues exceeding ongoing expenditures by \$3.1 million for FY 2019. As the table below shows, the surplus turns into an \$11.0 million deficit in FY 2020. The gap grows to a deficit of \$30.8 million or 5.2% of expenditures in FY 2023, the fifth year of the forecast.

Forecasted Ongoing General Fund Expenditures, Revenues, and Operating Balance (In Millions)					
	FY 2019	FY 2020	FY 2021	FY 2022	FY 2023
Revenues	\$504.6	\$514.2	\$531.1	\$548.6	\$566.6
Expenditures	<u>501.6</u>	<u>525.1</u>	<u>550.5</u>	<u>573.5</u>	<u>597.4</u>
Surplus/(Deficit)	3.1	(11.0)	(19.4)	(24.9)	(30.8)
<i>Change in Surplus from Prior Year</i>		<i>(14.0)</i>	<i>(8.4)</i>	<i>(5.5)</i>	<i>(5.9)</i>
<i>Surplus/(Deficit) is this % of Expenditures</i>	<i>0.61%</i>	<i>-2.09%</i>	<i>-3.52%</i>	<i>-4.34%</i>	<i>-5.16%</i>

Note: Revenues/Expenditures include video lottery, but exclude reserves, FQHC wraparound and prospective health payments

These estimates do not account for potential cost increases associated with labor contracts currently under negotiation. These include the County's Parole & Probation Officers (127.50 FTE), Deputy Sheriffs (130.25 FTE), Nurses (180.09), and Prosecuting Attorneys (73.95 FTE) and together account for about 10% of the County's workforce.

Based on this forecast and assuming a five-year planning horizon, the County cannot support any additional ongoing spending without reallocating from existing programs, increasing revenues, or increasing operational or programmatic efficiencies.

More information on the County's forecast can be found at www.multco.us/budget.

Local Revenues

Property tax is the single largest discretionary source of revenue in the General Fund, accounting for 60% of ongoing revenues. General Fund growth, therefore, is particularly sensitive to taxable value growth and compression. The FY 2019 budget assumes the following rates of growth (as measured from the FY 2018 Adopted budget) for each revenue source:

- Property Tax – An increase of 4.4%
- Business Income Tax – An increase of 0.6%
- Motor Vehicle Rental Tax – A decrease of 0.4%
- Recording Fees/CAFFA Grant – A decrease of 7.1%
- US Marshal Jail Bed Rental – An increase of 6.2%

As measured from the FY 2018 Adopted budget, ongoing General Fund resources for FY 2019 are projected to increase by nearly 3.1%. However, as measured from currently forecasted FY 2018 revenues, ongoing General Fund resources will increase by a more modest 1.9%.

Cost Drivers

The County's General Fund expenditures are forecast to grow at roughly 4.2% to 4.9% annually through FY 2023, a rate of growth that takes into account inflation, employee compensation, and long-term fixed costs. For FY 2019, the cost of providing current service levels is expected to grow at 4.7%. This relatively strong rate vs. prior years is driven by personnel costs, which are forecast to grow at 5.7%. Specifically, the personnel cost increase is driven by:

- Cost of Living Adjustment: 3.5% (of base pay)
- Step/Merit Increases/Contract Adjustments: 2.0% (of base pay)
- Medical/Dental: 6.5%
- PERS: 0.85% (of base pay)

Inflation, which has been modest for most of the recovery, has picked up significantly as measured by the Portland CPI-W. The increase has been driven in part by the strong rise in both housing prices and rents in the Portland area. This is significant as the County's labor contracts are tied to this index to determine employees' COLA. The Portland CPI-W is being phased out by the Bureau of Labor Statistics, and the County's labor contracts are expected to be tied to the West Coast Size A CPI-W index in the future. This index continues to show inflation at 3.8%.

The strong job market is also pushing base wage growth above inflation levels. Combined, these two factors are driving significant wage growth.

The County's pension costs via the Public Employees Retirement System (PERS) are also expected to rise significantly over the foreseeable future. This is due to a number of factors, which are discussed in more detail later, but are driven by five basic factors:

1. In April 2015, the Oregon Supreme Court in the Moro case invalidated the majority of the 2013 reforms passed by the Oregon Legislature.
2. The PERS Board has steadily reduced the assumed earnings rate from 8.0% to 7.2%.
3. The impact of using collared rates.
4. The PERS Board updating its mortality assumptions.
5. The PERS system earning less than assumed in recent years.

The impact of these decisions and events is to increase the County's unfunded liability (UAL) from \$89.2 million as of December 2013 to \$660 million as of the December 31, 2016 valuation.

The County's PERS rates are set biennially and FY 2019 is mid-biennium, so the County's rates are unchanged. However, the County is expecting its PERS rates to increase by 5.0% to 5.5% of base pay for FY 2020. In light of this and past rate increases and volatility, the County has historically "smoothed" the internal rates it charges to departments to provide predictability, stability, and mitigate risk.

For FY 2019, the rates charged to departments are increased by 0.85% of base pay to address the significant future increases in the County's rates, our unfunded liability, and to smooth the increases. This internal rate increase, combined with the establishment of PERS side accounts, should address just less than half of the anticipated FY 2020 rate increase.

For FY 2019, internal service rates charged to departments for items such as information technology and facilities services are assumed to increase 7.06%. As the County's internal services are heavily labor dependent, the increase in personnel cost growth has put upward pressure on internal costs.

Policy Direction from the Chair and Balancing the General Fund

*These actions also
lower the FY 2020
projected deficit from
\$11.0 million to \$7.4
million.*

The Chair directed all departments to submit General Fund budgets that reflected a 2% reduction from current service level budgets as a starting point for the FY 2019 budget. These reductions generated \$8.3 million in "savings" for the Chair to reallocate. Departments could also propose service expansions, restoration of reductions, backfill of grants, and new programs. Departments were also able to request one-time-only funds.

The Chair's Proposed General Fund was balanced by:

- Treating the previously noted \$3.1 million FY 2019 "surplus" as one-time-only (OTO) since new or expanded programs funded with the surplus can not be supported on an ongoing basis.
- Accepting approximately \$5.8 million of the \$8.3 million in proposed departmental reductions or cost shifts, recognizing \$826,000 of ongoing savings from reduced debt servicing costs due to the \$14 million OTO capital contribution to the Courthouse, and recognizing \$1.2 million of additional revenue and savings based on departments' submitted budget. This provided \$7.9 million of ongoing funds to be "spent".
- Of the \$7.9 million, \$3.6 million was treated as OTO, lowering the FY 2020 projected deficit from \$11.0 million to \$7.4 million.
- The remaining \$4.3 million was allocated to various programs and to cover the expected cost of labor agreements.

The Proposed budget allocates the \$25.4 million of discretionary one-time-only (OTO) General Fund as follows:

- Allocating \$21.5 million to major capital projects.
- Allocating the remaining \$3.9 million to a variety of costs, such as the LEAD program, residential appraiser development program, and various studies and ramp-down or transition costs.

The Proposed budget also includes \$4.275 million of Tax Title resources in the Joint Office of Homeless Services and \$5.0 million from the sale of the Wapato Jail in the Supportive Housing Fund, per Board resolution.

Per past practice, the Business Income Tax reserve is funded at 10% of BIT revenues for FY 2019. This is on top of the County's 10% General Fund revenue reserve. The FY 2019 budget conservatively assumes that departments will fully spend their FY 2018 General Fund appropriations.

The Chair's budget message provides additional information on her policy initiatives. The following sections of the Budget Director's Message provide more detail on the County's one-time-only resources and spending.

Overview of Additions, Reductions, & Reallocations

Health & Human Services Additions

The FY 2019 budget includes a number of General Fund additions, reductions, and reallocations. The following tables summarize these by broad service area. Investments in infrastructure have been included by the most relevant service area.

The tables include both ongoing and OTO funds and do not reflect cuts that were proposed by departments but restored in the Chair's Proposed budget. They do not include Tax Title funds restricted by Oregon Law.

Several tables also show how Departments internally reallocated General Fund resources to higher priorities.

Prog. #	Program Offer Name	General Fund Adds	FTE Adds
Joint Office of Homeless Services			
10050B	Emergency Management	\$55,000	0.50
10050C	JOHS Administration	153,000	1.00
10053A	Housing Placement & Retention - Gresham Community Volunteer Coordinator	50,000	0.00
10053C	Housing Placement & Retention - Homeless Families	404,323	0.00
10054D	Supportive Housing - Families	600,000	0.00
10058	Emergency Shelter Strategic Investment	5,000,000	0.00
County Human Services			
25047B	YFS - DVERT Services for Seniors	150,000	1.00
25136	YFS - Legal Aid for Immigrant & Refugee Communities	160,000	0.00
25139B	YFS - Culturally Specific Asset Building	100,000	0.00
25143	YFS - Renter Relations	125,000	0.00
25145B	YFS - SUN Schools Expansion	230,000	0.00
25153	YFS - Universal Pre-School Study/Taskforce	100,000	0.00
25162	YFS - Family of Friends Mentoring Project	25,000	0.00
Health			
40024B	Student Health Centers Transition Planning	111,586	1.00
40052B	Add One Deputy Medical Examiner	62,846	0.30
40085B	Law Enforcement Assisted Diversion (LEAD)	750,000	0.00
40061B	Safe Sharps Disposal	143,756	0.00
40048B	Pacific Islander Community Equity Study	<u>175,000</u>	<u>0.00</u>
Total		\$8,395,511	3.80

Health & Human Services Reductions

The largest General Fund reductions in the Health and Human Services area are administrative, with most in the Department of County Human Services. The closure of FamilyCare in early 2018 resulted in more services being contracted with the County. The additional funds and added efficiencies allowed the Health Department to shift funding for some services from the General Fund to the Behavioral Health Care Fund, thereby freeing up General Fund without a service impact.

Prog. #	Program Offer Name	General Fund Reductions	FTE Cuts
County Human Services			
25000	Director's Office	(\$419,284)	(4.00)
25002	Business Services	(507,389)	(4.00)
Health Department			
40003	Health Department Leadership Team Support	(122,585)	(0.50)
40014	Immunizations (Assumes transfer of responsibility to CCO by the end of December 2018)	(197,605)	(1.81)
40024	School Based Health Centers	(52,111)	(0.30)
40043	Health Department Operations	(117,037)	(1.00)
40044	Health Clinical Data and Reporting	(114,013)	(1.00)
40050	Corrections Health (MCDC)	(152,531)	0.00
40058	Healthy Birth Initiative	(72,551)	(0.50)
40059	Corrections Mental Health Services (eliminating long term vacancies)	(151,176)	(1.40)
40074	Mental Health Residential Services	(10,288)	0.00
40082	School Based Mental Health Services	(11,633)	0.00
40085	Adult Addictions Treatment Continuum	(80,303)	0.00
Multiple	Health Officer Division	(71,575)	(0.75)
Multiple	Mental Health/Addiction Services Administration	(29,651)	(0.34)
Multiple	Mental Health and Behavioral Services Contracts (Funding shifted to Other Funds)	<u>(140,643)</u>	<u>0.00</u>
Total		(\$2,250,374)	(15.60)

Health & Human Services Reallocations

By using State Homeless Assistance Program (SHAP) funding, the Joint Office of Homeless Services was able to reallocate \$475,000 of ongoing General Fund from the Gresham Women's/DV Shelter to cover the \$475,000 of one-time-only General Fund resource from FY 2018 in the Housing Placement & Retention - Homeless Families program.

The Department of County Human Services reallocated ongoing funds from several existing programs to continue two, higher-priority programs that were previously funded on a one-time-only basis.

Prog. #	Program Offer Name	General Fund Reallocated	FTE Reallocated
Joint Office of Homeless Services			
Made these reductions			
10052C	Safety off the Streets - Gresham Women's/DV Shelter (funded with State SHAP funding)	(\$475,000)	0.00
To fund these programs			
10053C	Housing Placement & Retention - Homeless Families (OTO funded in FY 2018, now ongoing)	475,000	0.00
County Human Services			
Made these reductions			
25115	YFS - Benefits Acquisition Program	(50,000)	0.00
25118	YFS - Youth and Family Administration	(68,000)	0.00
25139B	YFS - MSI Healthy Birth Initiatives	(200,000)	0.00
To fund these programs			
25118	YFS - LGBTQ Economic Empowerment (Services and Advocate at Gateway Center for DV Victims)	68,000	0.00
25133	YFS - Housing Stability Team	\$250,000	0.00

Public Safety Additions

The additions in the public safety area are focused on infrastructure. The most notable of these is additional Courthouse funding. These investments will help to reduce future capital and debt requirements, allowing more funds for operations. Not captured on these tables are significant labor costs increases that impact the majority of the programs.

Prog. #	Program Offer Name	General Fund Adds	FTE Adds
District Attorney's Office			
15012	CRIMES Replacement	\$158,844	0.75
15307B	Sexual Assault Kit Backlog Elimination Project	182,233	1.00
Community Justice			
50002	DCJ Business Applications & Technology - (Victim Portal/Case Companion)	80,000	0.00
50065B	CHI Early Intervention - Youth Gang Coordinator	65,000	0.50
50065B	CHI Early Intervention - Prevention Services	90,000	0.00
Sheriff's Office			
60316	MCDC Suicide Prevention - Cell Lighting & Window Covers	50,000	0.00
60515	Ongoing Boathouse Operations & Maintenance	84,000	0.00
60540	Homeless Outreach and Programs Engagement (HOPE) Team	315,497	2.00
County Assets			
78212	Facilities Downtown Courthouse	14,000,000	0.00
78227	MCSO River Patrol Boathouses Capital Improvements	1,036,728	0.00
78228	MCDC Suicide Prevention - Cell Lighting & Window Covers	950,000	0.00
78319	CRIMES Replacement	<u>300,000</u>	<u>0.00</u>
Total		\$17,312,302	4.25

Public Safety Reductions

The public safety reductions are sprinkled throughout the system, but do not impact the number of jail beds. Jail operation costs constitute the majority of the General Fund spending on public safety, so not reducing jail beds requires reductions elsewhere.

Prog. #	Program Offer Name	General Fund Reductions	FTE Cuts
District Attorney's Office			
15201	Unit C/Gangs	(\$271,372)	(1.00)
15203	Neighborhood DA Program	(87,471)	(0.56)
Various	Reduced Licensing Costs/Professional Services	(163,770)	0.00

Budget Director's Message

fy2019 proposed budget

Public Safety Reductions (Continued)

Prog. #	Program Offer Name	General Fund Reductions	FTE Cuts
Community Justice			
50000	DCJ Director's Office	(133,459)	(1.00)
50066	Juvenile Community Interface Services	(62,491)	(1.00)
50017	Adult Support Services	(82,720)	(1.00)
50039	Formal Supervision & Misdemeanor Monitor Program	(296,364)	(2.50)
50023	Adult Field Generic Supervision High Risk - West	(142,532)	(1.00)
50018	Adult Recog/Pretrial Supervision	(104,744)	(1.00)
50058	Juvenile Probation Services	(100,000)	0.00
50054	Juvenile Detention Services	(94,163)	(1.00)
Sheriff's Office			
60445	Close Street	(123,467)	(1.00)
60100	Executive Office	(176,831)	(1.00)
60521	In-Jail Human Trafficking	(191,108)	(1.00)
60515	River Patrol	(251,116)	(2.00)
Various	No inflation on Overtime, Premiums, Temporary, & Capital	(491,556)	0.00
Various	Miscellaneous Reductions	<u>(90,093)</u>	<u>0.00</u>
Total		(\$2,863,257)	(15.06)

Public Safety Reallocations

The Department of Community Justice made several significant reallocations from programs that were not fully utilizing their budget or were deemed to be less effective than other programs. For instance, jail re-entry services were reduced to provide ongoing funding for the Community Healing Initiative pilot that engages 17-25 year-old African American males convicted of felonies and misdemeanor gun crimes and was funded with one-time-only funds in FY 2018.

Prog. #	Program Offer Name	General Fund Reallocated	FTE Reallocated
Community Justice			
Made these reductions			
50011	Recovery System of Care	(\$263,671)	0.00
50012	Adult Residential Treatment Services	(300,000)	0.00
50025	Adult Sex Offense Supervision and Treatment	(100,000)	0.00
50032	Adult Gang and African American Program - Jail Re-entry Services	(193,965)	0.00

Public Safety Reallocations (Continued)

Prog. #	Program Offer Name	General Fund Reallocated	FTE Reallocated
To fund these programs			
50005	DCJ Human Resources - Equity & Inclusion Officer	108,371	1.00
50014	Adult Treatment First/Stop Court Program	247,276	2.00
50024	Adult Mental Health Unit - Supervision and Treatment	250,000	0.00
50032	Adult Gang and African American Program - Community Healing Initiative	337,720	0.00

General Government Additions

The General Government additions respond to a variety of priorities and needs, such as workforce equity and ensuring voter access to elections. The second year of funding for the DART Residential Appraiser Development program provides for workforce development, but also ensures the County accurately and fully appraises property, which impacts the County's and other jurisdictions' property tax revenues. Savings within the SummerWorks program allowed 40 slots to be added. An additional 60 were added with new General Fund, resulting 100 new ongoing slots. OTO funding for the high risk youth slots was continued for another year.

Prog. #	Program Offer Name	General & Video Lottery Fund Adds	FTE Adds
Nondepartmental			
10012B	Office of Emergency Management	\$125,090	1.00
10017C	College to County	95,517	1.00
10029A	SummerWorks - Additional 40 Slots	0	0.00
10029C	SummerWorks - Additional 60 Slots	158,700	0.00
10029D	SummerWorks - High-Risk Youth	132,250	0.00
10031	Elected Official Office Transitions	100,000	0.00
County Management			
72000B	Organizational Development	284,998	0.00
72000C	Workforce Strategic Equity Plan	500,000	1.00
72005	FRM Purchasing - METRO Workforce Equity	25,000	0.00
72036	DART Residential Development Program	760,225	0.00
72042	Mental Health System Analysis Follow-up	100,000	0.00
72044	Construction Diversity and Equity Fund	100,000	0.00
County Assets			
78224	Vance Property Master Plan	150,000	0.00
78225	Facilities Dedicated Facilities Specialist for Shelter Transitions	137,215	0.00

Budget Director's Message

fy2019 proposed budget

General Government Additions (Continued)

Prog. #	Program Offer Name	General & Video Lottery Fund Adds	FTE Adds
Community Services			
91007A	Animal Services Animal Care - Facilities Planning	250,000	0.00
91007B	Veterinary Assistant - Animal Care	83,189	1.00
91010B	Elections Voter Access	90,000	0.00
91014	Levee Ready Columbia	149,824	0.00
91018B	Road Capital Improvement Plan Update (year 2 of 2)	<u>200,000</u>	<u>0.00</u>
		Total \$3,442,008	4.00

General Government Reductions

The reductions in the General Government area are mainly in the Department of County Management and are modest. Community Services was able to shift over \$300,000 of costs to other funds, freeing up ongoing General Fund.

Prog. #	Program Offer Name	General Fund Reductions	FTE Cuts
Nondepartmental			
10009A	LPSCC - Decision Support System-Justice	(\$14,878)	0.00
10012	Emergency Management	(33,991)	0.00
10016	Government Relations	(21,840)	0.00
County Management			
72001	Budget Office	(34,238)	0.00
72014	Evaluation and Research Unit	(15,737)	0.00
Various	Finance and Risk Management Programs	(24,944)	0.00
Various	Division of Assessment, Recording, and Taxation	(123,578)	0.00
Various	Central Human Resources	(37,730)	(0.60)
County Assets			
Various	Administrative Hub	(20,000)	0.00
78104	Countywide Strategic Sourcing	(20,558)	0.00
Community Services			
Various	Shift costs to other funds via increased indirect	<u>(314,876)</u>	<u>0.00</u>
		Total (\$695,625)	(0.60)

Budget Overview - All Funds

Local budget law requires that Multnomah County report the “total” budget. The total budget reflects the actual resources needed by the County, plus internal charges, transfers, loans, and accounting entities. The total budget for FY 2019 is \$2.03 billion. When adopted, the budget sets the legal appropriation.

Because the total budget overstates what is actually spent, the County often refers to the net budget. The FY 2019 net budget of \$1.68 billion is a more accurate statement of the money the County actually plans to spend on operations during the year. The net budget (shown in the table below) subtracts all internal charges, transfers, and loans from one fund to another. Internal transactions between funds are typically the result of one department providing a service to another, such as information technology or facilities services. It also removes all reserves for future years to more accurately reflect the ongoing operating budget.

The table on the following page compares the FY 2018 Adopted budget to the FY 2019 Proposed budget at the fund level. Two new funds, 1521 - Supportive Housing Fund and 2515 - Burnside Bridge Fund, are established to record funds the Board has dedicated to supportive housing and the Burnside Bridge replacement or reconstruction. Year-over-year, the budget (including internal charges, transfers, and loans) has decreased by 1.7%. While most operating funds have increased, spending out funds allocated for major capital projects, such as the new Courthouse, pulls the overall budget down.

FY 2019 Budget	
Direct Department Expenditures	\$1,656,581,169
Contingency	<u>\$22,804,767</u>
Total Net Budget	\$1,679,385,936
Service Reimbursements	\$192,404,021
Internal Cash Transfers	\$32,958,172
Reserves	<u>\$129,895,667</u>
Total Budget	\$2,034,643,796

Budget Director's Message

fy2019 proposed budget

Fund Comparison: Year over Year

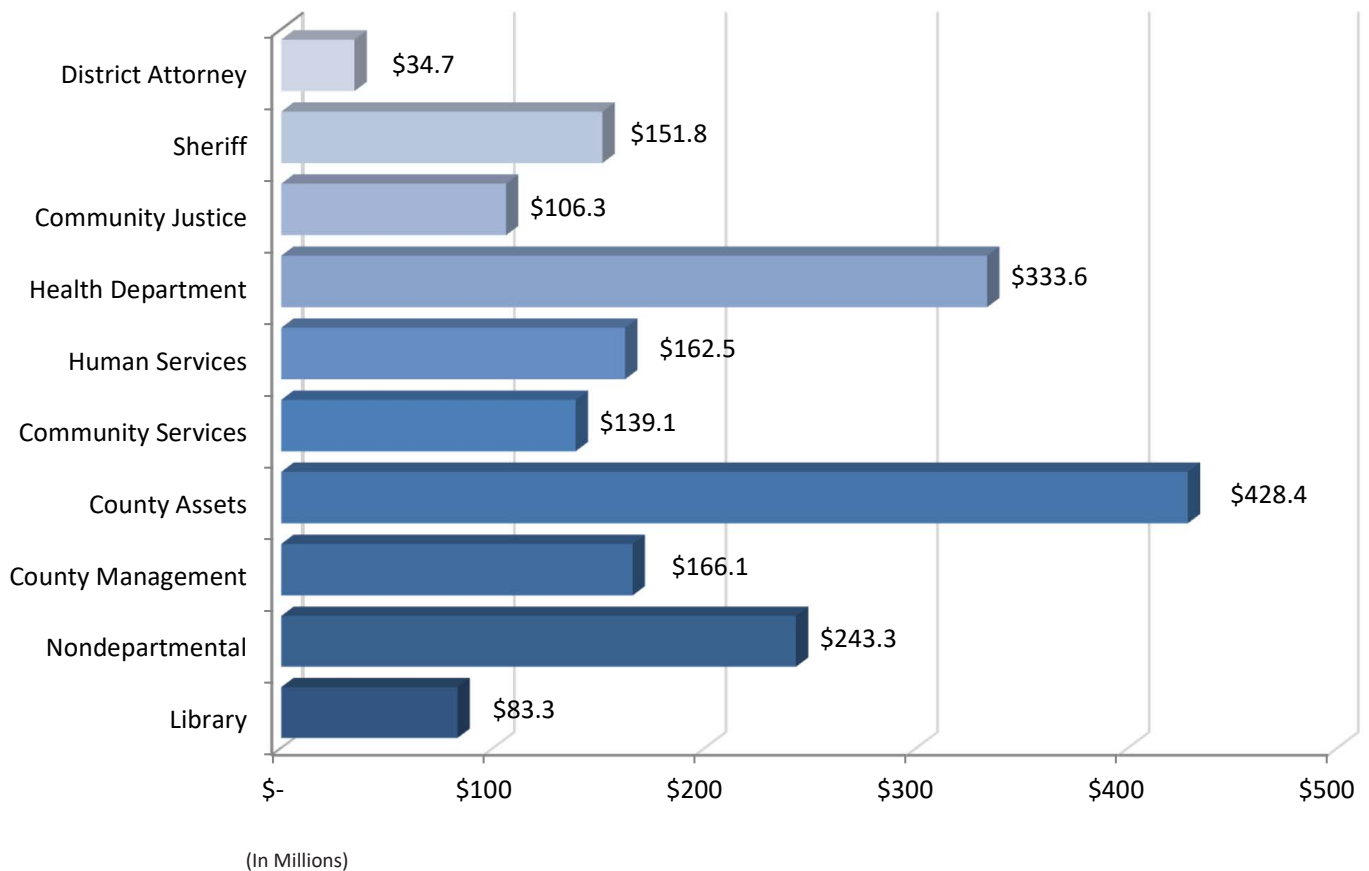
Fund	Fund Name	FY 2018 Adopted	FY 2019 Proposed	Change	% Change
1000	General Fund	\$616,384,562	\$639,727,161	\$23,342,599	3.8%
1501	Road Fund	58,457,562	79,090,135	20,632,573	35.3%
1503	Bicycle Path Construction Fund	248,532	356,400	107,868	43.4%
1504	Recreation Fund	87,287	51,400	(35,887)	-41.1%
1505	Federal/State Program Fund	321,247,734	336,483,350	15,235,616	4.7%
1506	County School Fund	80,300	80,300	0	0.0%
1508	Animal Control Fund	2,954,573	2,890,417	(64,156)	-2.2%
1509	Willamette River Bridge Fund	20,749,985	15,733,515	(5,016,470)	-24.2%
1510	Library Fund	80,098,876	83,303,490	3,204,614	4.0%
1511	Special Excise Taxes Fund	49,392,254	48,228,593	(1,163,661)	-2.4%
1512	Land Corner Preservation Fund	4,167,000	3,975,000	(192,000)	-4.6%
1513	Inmate Welfare Fund	980,190	1,050,072	69,882	7.1%
1516	Justice Services Special Ops Fund	7,572,508	7,470,498	(102,010)	-1.3%
1518	Oregon Historical Society Levy Fund	3,072,786	3,240,821	168,035	5.5%
1519	Video Lottery Fund	5,515,875	6,104,483	588,608	10.7%
1521	Supportive Housing Fund	0	5,750,000	5,750,000	NA
2002	Capital Debt Retirement Fund	32,323,014	35,131,249	2,808,235	8.7%
2003	General Obligation Bond Sinking Fund	125,000	0	(125,000)	-100.0%
2004	PERS Bond Sinking Fund	92,431,104	74,892,493	(17,538,611)	-19.0%
2500	Downtown Courthouse Capital Fund	241,751,743	193,834,205	(47,917,538)	-19.8%
2503	Asset Replacement Revolving Fund	450,086	120,139	(329,947)	-73.3%
2504	Financed Projects Fund	3,138,900	2,043,268	(1,095,632)	-34.9%
2506	Library Capital Construction Fund	3,729,318	3,670,397	(58,921)	-1.6%
2507	Capital Improvement Fund	23,169,402	26,589,218	3,419,816	14.8%
2508	Information Technology Capital Fund	4,147,442	2,313,021	(1,834,421)	-44.2%
2509	Asset Preservation Fund	15,851,201	12,639,733	(3,211,468)	-20.3%
2510	Health Headquarters Capital Fund	78,678,661	28,802,186	(49,876,475)	-63.4%
2511	Sellwood Bridge Replacement Fund	28,340,710	22,212,821	(6,127,889)	-21.6%
2512	Hansen Building Replacement Fund	3,364,422	4,166,405	801,983	23.8%
2513	ERP Project Fund	41,300,000	19,849,934	(21,450,066)	-51.9%
2515	Burnside Bridge Fund	0	6,000,000	6,000,000	NA
3002	Behavioral Health Managed Care Fund	35,322,092	48,644,194	13,322,102	37.7%
3500	Risk Management Fund	172,840,830	187,887,508	15,046,678	8.7%
3501	Fleet Management Fund	10,639,718	6,160,382	(4,479,336)	-42.1%
3502	Fleet Asset Replacement Fund	6,800,494	7,334,503	534,009	7.9%
3503	Information Technology Fund	55,804,940	58,598,417	2,793,477	5.0%
3504	Mail Distribution Fund	3,524,608	3,601,275	76,667	2.2%
3505	Facilities Management Fund	<u>45,352,808</u>	<u>56,616,813</u>	<u>11,264,005</u>	<u>24.8%</u>
Total		\$2,070,096,517	\$2,034,643,796	(\$35,452,721)	-1.7%

Department Expenditures All Funds (\$1.85 billion)

Department expenditures for all funds, excluding cash transfers, contingencies, and unappropriated balances, total \$1.85 billion in FY 2019 vs. \$1.86 billion in FY 2018.

The bar chart below shows appropriations by department in millions of dollars across all funds. This figure includes internal service payments, and thus represents some double-counting.

The construction of the Downtown Central Courthouse, the new Health Department Headquarters, and the ERP project are budgeted in the Department of County Assets. Taken together, these projects account for nearly \$240 million or 56 percent of County Assets spending, greatly distorting the size of its budget.



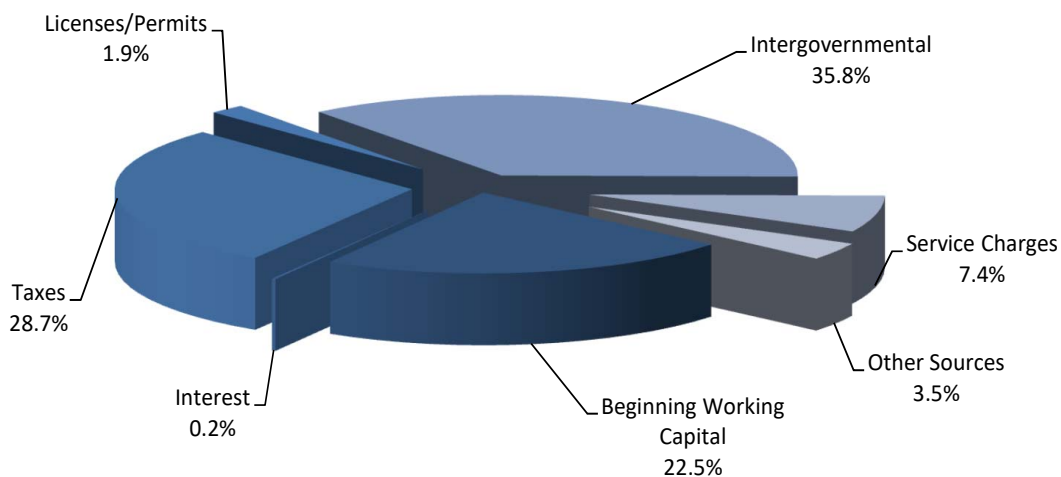
Department Revenues All Funds (\$1.67 billion)

Total direct resources, or "revenues," for FY 2019 are \$1.67 billion vs. \$1.73 billion in FY 2018 (excluding service reimbursements and cash transfers between funds). Intergovernmental revenues are the County's single largest revenue category at \$596.2 million or 35.7%. This reflects a \$48.1 million or 8.8% increase from FY 2018.

Taxes constitute the next largest revenue source (28.7%) and include property tax, business income tax, motor vehicle rental tax, transient lodging tax, and county gas tax. For FY 2019, tax collections are anticipated to increase 2.6% from \$466.7 million in FY 2018 to \$478.9 million.

Beginning working capital (BWC) is the County's third largest resource for FY 2019, at \$375.1 million or 22.5%. BWC as a percentage of total resources is significantly larger in FY 2019 than in FY 2018, increasing from 19.2% to 22.5%. In dollar terms, BWC increased from \$331.7 million in FY 2018 to \$375.1 million in FY 2019. Several significant changes include:

- A \$39.2 million increase in the Downtown Courthouse Fund.
- A \$5.2 million decrease in the General Fund.
- A \$22.7 million decrease in the PERS Bond Sinking Fund.
- A \$11.4 million increase in the Capital Improvement Fund.
- A \$19.8 million increase in the ERP Project Fund.

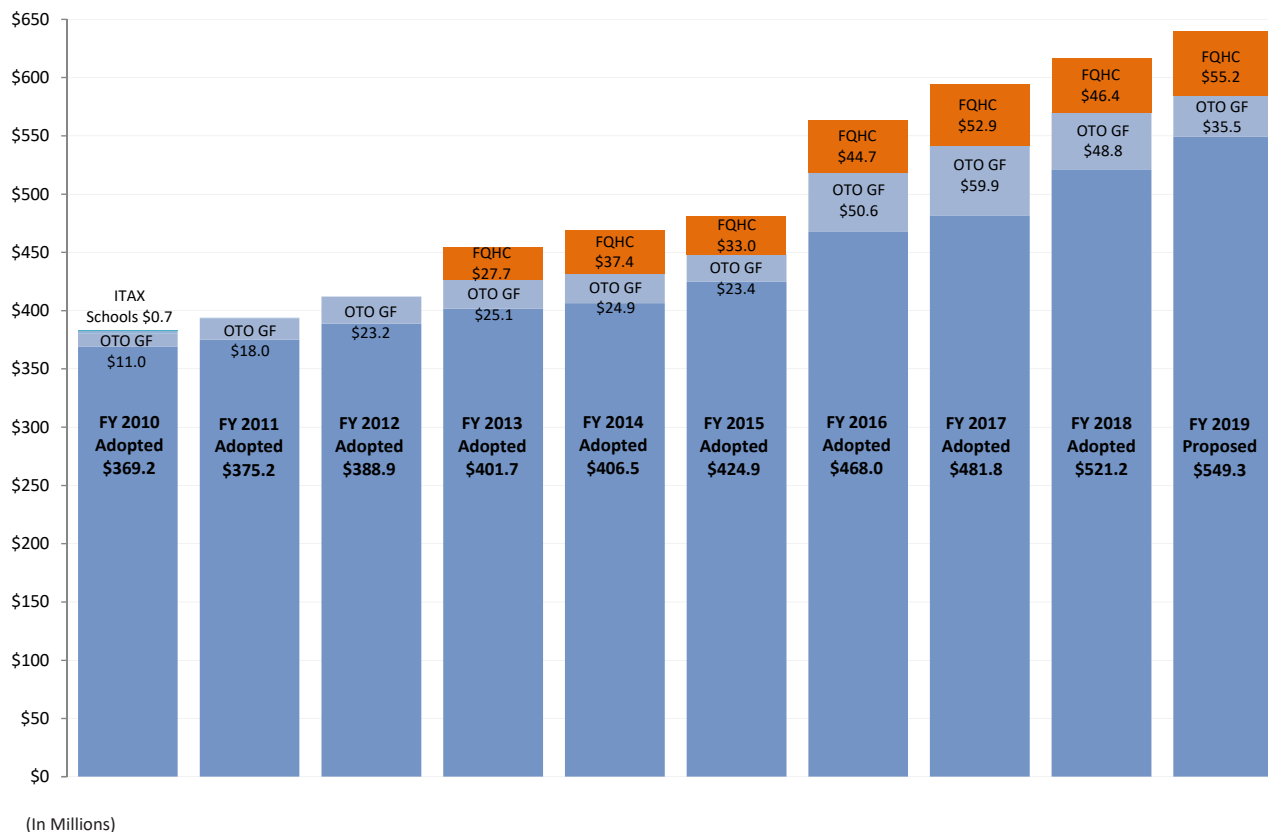


The General Fund

General Fund Expenditures and Reserves (\$639.7 million)

The \$639.7 million General Fund comprises one-third of the County's budget. It is the largest pool of discretionary funds that the Board of County Commissioners can allocate. Resources include property taxes, business income taxes, motor vehicle rental taxes, interest earnings, state shared revenues, and beginning working capital. The General Fund also includes Federally Qualified Health Center (FQHC)/Alternative Payment Method (APM) Medicaid reimbursement funds.

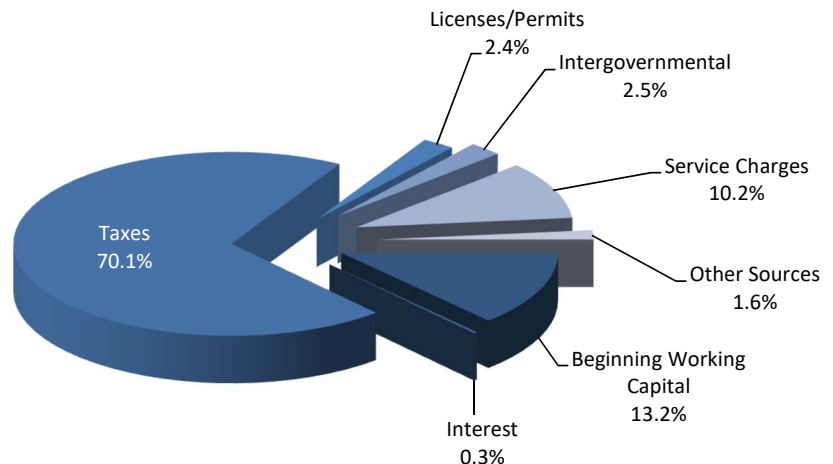
The following graph shows total General Fund "spending," including cash transfers, service reimbursements, contingencies, and unappropriated balances (reserves), from FY 2010 through FY 2019. The Temporary Personal Income Tax (ITAX) is shown in FY 2010 and is not significant enough to warrant being called out separately in subsequent years. Additionally, the graph shows how much one-time-only (OTO) and ongoing funding was spent in the General Fund from FY 2010 to FY 2019. Combining each segment provides the total General Fund.



General Fund Revenues

General Fund resources for FY 2019 (excluding service reimbursements and cash transfers) have increased from FY 2018. Direct resources are budgeted at \$602.2 million – a \$19.5 million or 3.3% increase over FY 2018. Ongoing taxes are budgeted to increase by \$13.3 million or 3.3%, while one-time-only BWC is projected to be \$5.2 million (6.1%) lower.

As the graph below shows, taxes make up the majority of General Fund revenues. If one excludes BWC, service reimbursements, and the \$55.2 million of budgeted FQHC and prospective health payments, taxes account for nearly all of the Board's discretionary ongoing funds. Property taxes, accounting for \$304.2 million, are budgeted to increase by \$13.0 million or 4.5%. Business income taxes, accounting for \$85.0 million, are budgeted to be up \$500,000 or 0.6%. Motor vehicle rental taxes, accounting for \$30.9 million, are budgeted to decrease by \$600,000 or 1.8%.



Use of One-Time-Only (OTO) Funds

The FY 2019 budget contains approximately \$35.5 million of one-time-only General Fund resources after fully funding the General Fund reserve and the BIT reserve. These funds include:

- \$18.7 million of additional BWC in FY 2018 (from departmental underspending in FY 2017) and higher FY 2018 revenues (mainly from higher than-budgeted business income taxes) less reserve adjustments.
- \$3.1 million of FY 2019 ongoing funds that were treated as one-time-only.
- \$3.6 million of FY 2019 ongoing reductions treated as one-time-only to reduce the FY 2020 deficit.
- \$5.1 million of funds carried over (unspent) from FY 2018, including \$4.3 million of restricted TaxTitle Funds.

The tables on the following pages show how the County plans to use one-time-only resources in FY 2019. The table lists one-time-only resources supporting one-time-only expenditures, or programs not expected to continue beyond FY 2019.

One-Time-Only Resources Spent on One-Time-Only Programs

Prog #	Program Name	Dept.	FY 2019 TOTAL General Fund	Other Funds	OTO General Funds
10029D	SummerWorks - High-Risk Youth	NOND	\$132,250	\$0	\$132,250
10031	Elected Official Office Transitions	NOND	100,000	0	100,000
10053A	Housing Placement & Retention - Gresham Community Volunteer Coordinator	JOHS	864,120	0	50,000
10053C	Housing Placement & Retention - Homeless Families	JOHS	3,811,710	991,920	404,323
10058	Emergency Shelter Strategic Investment	JOHS	5,000,000	0	5,000,000
15012	CRIMES Replacement	MCDA	158,844	0	158,844
15307B	Sexual Assault Kit Backlog Elimination Project	MCDA	182,233	0	182,233
25136	YFS - Legal Aid for Immigrant & Refugee Communities	DCHS	160,000	0	160,000
25139B	YFS - Culturally Specific Asset Building	DCHS	100,000	0	100,000
25153	YFS - Universal Preschool Study/Taskforce	DCHS	100,000	0	100,000
25162	YFS - Family of Friends Mentoring Project	DCHS	25,000	0	25,000
40010B	Immunizations Clinic Redesign	HD	151,446	15,614	151,446
40024B	Student Health Centers Transition Planning	HD	111,586	157,392	111,586
40074B	Mental Health Residential Services Restoration	HD	65,000	0	65,000
40085B	Law Enforcement Assisted Diversion (LEAD)	HD	750,000	0	750,000
40061B	Safe Sharps Disposal	HD	143,756	0	143,756
40074B	Mental Health Residential Services	HD	65,000	0	65,000
40048B	Pacific Islander Community Equity Study	HD	175,000	0	175,000
50002	DCJ Business Applications & Technology - (Case Companion)	DCJ	8,522,841	0	80,000
50041	Justice for Families - Supervised Parenting Time	DCJ	358,761	0	358,761
60315	MCDC Detention Electronics	MCSO	390,000	0	390,000
60316	MCDC Suicide Prevention - Cell Lighting & Window Covers	MCSO	50,000	0	50,000
60540	Homeless Outreach and Programs Engagement (HOPE)	MCSO	315,497	0	315,497
72000B	Organizational Development	DCM	284,998	0	284,998
72000C	Workforce Strategic Equity Plan	DCM	500,000	0	250,000
72005	FRM Purchasing - METRO Workforce Equity	DCM	2,404,024	107,073	25,000
72022	DCM Workday Management Team	DCM		2,273,389	0
72025B	DART County Clerk Carryover	DCM	150,000	0	150,000
72036	DART Residential Development Program	DCM	760,225	0	760,225
72042	Mental Health System Analysis Follow-up	DCM	100,000	0	100,000
91007A	Animal Services Animal Care	DCS	3,965,329	1,156,917	250,000
91014	Levee Ready Columbia ^{1/}	DCS	149,824	0	149,824
91018B	Road Capital Improvement Plan Update (yr 2 of 2) ^{1/}	DCS	200,000	0	200,000

1/ The OTO funds for these programs are budgeted in Video Lottery Fund (1519)

Budget Director's Message

fy2019 proposed budget

One-Time-Only Resources Spent on One-Time-Only Programs (cont.)

Prog #	Program Name	Dept.	FY 2019 TOTAL General Fund	Other Funds	OTO General Funds
95000	Cash Transfers	Countywide			
	~Vance Property Master Plan (78224)		\$150,000	\$0	\$150,000
	~Facilities Specialist Dedicated for Shelter Transitions (78225)		137,215	0	137,215
	~MCSO River Patrol Boathouses Capital Improvements (78227)		1,036,728	0	1,036,728
	~MCDC Cell Lighting and Window Covers (78228)		950,000	0	950,000
	~CRIMES Replacement (78319)		300,000	0	300,000
	~Facilities Downtown Courthouse (78212)		14,000,000	0	14,000,000
95000	BIT Reserve at 10%	Countywide	<u>8,500,000</u>	<u>\$0</u>	<u>\$8,500,000</u>
		Total One-Time-Only	\$55,321,387	\$4,702,305	\$36,312,686

General Fund Reserves

The County maintains General Fund reserves as outlined in the County's Financial and Budget Policies. In FY 2019, reserves are maintained in the General Fund equal to 10% of ongoing "corporate" General Fund revenues – resources that the Board has wide discretion over, such as property taxes. The FY 2019 budget fully funds the General Fund reserves at \$43.4 million and is in compliance with the Financial and Budget Policies. The level of General Fund reserves is considered a fundamental measure of financial health.

The FY 2019 budget continues to maintain a 10% BIT Stabilization Reserve of \$8.5 million. This stabilization reserve is in addition to the General Fund reserve and is specifically intended to mitigate the risk of an unexpected downturn in the regional economy as the BIT is a volatile revenue source.

Policy Issues and Opportunities

Organization-wide Issues

Homelessness and Housing Affordability

Like many other communities, Multnomah County is experiencing a significant increase in homelessness. The February 2017 point-in-time count found 4,177 people living on the streets, in shelter, or in transitional housing, which was nearly 10% more than the previous count. However, unlike in other communities, the number of entirely unsheltered people fell by 11% and the rate of unsheltered families fell by half.

The credit for some of this progress is attributable to the Joint Office of Homeless Services (JOHS), which was created in 2016 in response to the growing homelessness and housing affordability crisis. The JOHS brought together new and existing General Fund resources of Multnomah County and the City of Portland, including homelessness-related staff and programs, into a single office that operates under policy guidance from both jurisdictions.

The FY 2019 budget includes total Joint Office of Homeless Services funding of \$67.1 million, with \$29.0 million of discretionary County Funds. This reflects over \$14.0 million of County General Fund resources that have been added in the last four years. Significant challenges remain, including:

- Finding suitable shelter locations and operating shelter facilities.
- Establishing and maintaining funding for permanent supportive housing as the Federal Government reduces funding and rents continue to climb.
- Reducing the racial disparities within the homeless population.
- Addressing the chronically homeless who may have mental health or addictions struggles.

Personnel Costs

Merit, Step, and COLA Wage Increases

The backbone of the County has been and continues to be its workforce, which absorbed increased workloads and achieved increased efficiencies during the economic downturn. The budget provides for COLAs and merit or step increases for all labor groups.

Open Labor Contracts

County employees are members of 11 labor unions. The terms of the labor contracts negotiated between the County and the unions normally run from two to four years. As of April 2018, five labor contracts were open or will be open for renegotiation during FY 2019. This includes the County's Parole and Probation Officers, Deputy Sheriffs, Oregon Nurses Association, Prosecuting Attorneys, and Juvenile Custody Services Specialists. The five open contracts cover 11% of total County FTEs. The results of these negotiations could have a significant impact on personnel costs going forward.

Public Employees Retirement System

The County participates in PERS, a cost-sharing, multi-employer, defined benefit pension plan administered by the State of Oregon. PERS rates are established biennially, with the most recent set of rates taking effect July 1, 2017 based on the December 31, 2015 valuation.

As noted in the cost driver section, the reforms made by the Oregon Legislature in 2013 were largely invalidated by the Oregon Supreme Court on April 30, 2015. As of the December 31, 2016 valuation, the County's unfunded actuarial liability increased to \$660 million due to these reforms not being upheld, the PERS Board reducing the assumed earnings to 7.20% and updating its mortality assumptions, and below assumed earnings.

The County expects its rates to increase 5.0 to 5.5% of base pay in FY 2020. In response, the County has increased its internal PERS rates by 0.85% of payroll to pro-actively address the UAL in FY 2019. The County also established a \$25 million PERS side account in FY 2017, and contributed another \$25 million in FY 2018, to reduce future rate increases. The FY 2019 budget includes funds to make a third \$25 million contribution to our PERS side account. These actions should address just less than half the expected FY 2020 increase.

Regardless of these measures, the County will face rising PERS costs for the foreseeable future.

More information on PERS can be found at www.oregon.gov/PERS, in the County's Comprehensive Annual Financial Report, and in staff's PERS Briefing to the Board, which is located at www.multco.us/file/42452/download.

Investing in Infrastructure

Burnside Bridge

The Burnside Bridge was built in 1926 and has been designated as an official emergency transportation route by Metro. The bridge is not up to current seismic standards and is in need of rehabilitation or replacement in order to ensure it can meet its obligation to serve as a lifeline corridor in an emergency.

The County Board approved resolution 2015-116 on November 5, 2015, which authorized a \$3.0 million internal loan to fund a feasibility study for the seismic rehabilitation or replacement of the Burnside Bridge. The three year feasibility study is expected to be completed in the fall of 2018.

The County has been talking with community members and a team of experts to better understand what options should be considered. To date, the project has considered over 100 Burnside crossing options. After two rounds of screening, the list has been narrowed down to two groups that represent over 20 remaining options for further evaluation: Enhanced Seismic Retrofit and Replacement. A final decision will be made in the fall of 2018.

Passage of HB 4064 during the 2018 legislative session will allow large counties to use vehicle registration fees for bridges without distributing a portion of the funds to cities, providing funding for the National Environmental Policy Act (NEPA) analysis phase of the project. The County is funding the current study period but is working to get local, state and federal support for the bridge design and construction. A new capital fund (2515) to track revenues and expenses for the Burnside Bridge project is contained in the FY 2019 budget. The County's FY 2019 budget earmarks \$6 million to start the NEPA study phase, which is expected to last approximately three years.

More project information can be found at <https://multco.us/burnside-bridge-projects> and <https://multco.us/earthquake-ready-burnside-bridge>

Earthquake Ready Burnside Bridge Project Timeline



Investing in Infrastructure (Continued)

New Central Downtown Courthouse

The existing Multnomah County Courthouse was built between 1909 and 1914 and is functionally and structurally obsolete. In-custody defendants use the same public hallways as court personnel, crime victims, and the general public and the unreinforced masonry walls do not meet current seismic codes. The Courthouse is also at capacity with no room for additional growth.

The County has partnered with the State of Oregon, as well as other stakeholders, to plan and design a new 17-floor, 44-courtroom courthouse at the corner of SW First Ave and SW Madison street, near the west end of the Hawthorne Bridge.

The new Courthouse is estimated to cost \$324.5 million and will be paid for jointly by Multnomah County and the State of Oregon. Recent legislation passed by the State of Oregon allows it to provide 50% of the construction cost for State court related functions, subject to appropriation of funds from the State Legislature. The project assumes a total of \$125 million from the State.

The County is funding its share of the project with \$69.3 million of one-time-only General Fund resources contributed in prior fiscal years plus another \$14 million proposed in the FY 2019 budget. The Board also allocated \$10 million from the sale of the Morrison Bridgehead property to the project. The balance will be debt financed with bonds, with most having been sold in December 2017.

Debt payments will be covered by \$4.44 million of ongoing County General Fund resources set aside in the FY 2019 budget, as well as a \$5 surcharge on Circuit Court parking and traffic violations legislatively authorized by HB 4093.

The new Multnomah County Central Courthouse is scheduled to open in Spring 2020.

More information on the Courthouse can be found at: www.multco.us/central-courthouse

Investing in Infrastructure (Continued)

Health Department Headquarters

The new Multnomah County Health Department (MCHD) headquarters building will replace the County's aging and obsolete McCoy building. The new facility will be located on the east half of block U, adjacent to Bud Clark Commons in downtown Portland.

The MCHD headquarters will be 157,000 square feet at an estimated cost of \$94.1 million. The new facility will house approximately 500 employees providing administrative, clinical, pharmacy and laboratory services. Project funding includes \$36.4 million from Prosper Portland. An additional \$20.4 million of one-time-only General Fund resources has been dedicated to the project. The County issued debt of \$43.5 for the balance of the project in December 2017. A portion of that debt will be repaid from the sale of McCoy building which Health currently occupies. The FY 2019 budget includes \$3.0 million of ongoing General Fund to support debt service.

Construction began February 20, 2016 and is expected to be completed in FY 2019.

New Information Technology

Enterprise Resource Planning(ERP) Replacement

Multnomah County is in the process of replacing its SAP Enterprise Resource Planning (ERP) system, which was implemented in 1999. The County first embarked upon a review of its current system and business needs, as well as current technology. That review was completed in March 2015. An RFP was subsequently released in November 2015, with the County selecting Workday as the system with Deloitte Consulting as the system integrator. Jaggaer (formerly SciQuest) was selected to support the County's source to settle needs, while IBM Tririga was selected to support Facilities asset management operations. The County's current Questica software will continue to support budget operations.

The project is currently in the system integration testing phase, with user acceptance testing scheduled to begin in July. Deployment and training will occur through late summer and into December. The system is expected to be live in late 2018 or early January 2019.

The \$42.8 million implementation cost will be financed over seven-years with debt service covered by allocating costs to departments on a per FTE basis of \$1,323.

New Information Technology (Continued)

CRIMES Replacement

The District Attorney's (DA's) Office is legislatively required to keep a register of all official business. The DA's Office currently uses a case management system consisting of two modules (CRIMES Juvenile and CRIMES Adult) to keep an official record of all court proceedings, including information on hearings, judgements, defendants, witnesses, and victims. The 16 year-old case management system is built on obsolete technology and has become cost prohibitive to maintain. The CRIMES replacement project will replace the current, outdated system with a new web-based application.

The project began in FY 2016 with funding of \$100,000 for planning and vendor identification. The FY 2017 and FY 2018 budgets included a total of \$2.5 million for the project, and the FY 2019 budget includes an additional \$458,844 of one-time-only funds for final project completion (program offers 15012 and 78319). Project completion is anticipated by the fall of 2019.

Cybersecurity

In FY 2016, the County initiated a multi-year cyber security program to upgrade outdated technology, increase cyber security awareness, and implement tools for managing cloud-based data systems. The project will continue through FY 2019, with \$515,599 budgeted in program offer 78318. Major elements for work in FY 2019 include continued implementation of the County's enterprise firewall platform and the data center fabric redesign.

Given the constantly evolving cyber security environment, the County will continue to adapt existing technology to remain diligent towards security threats.

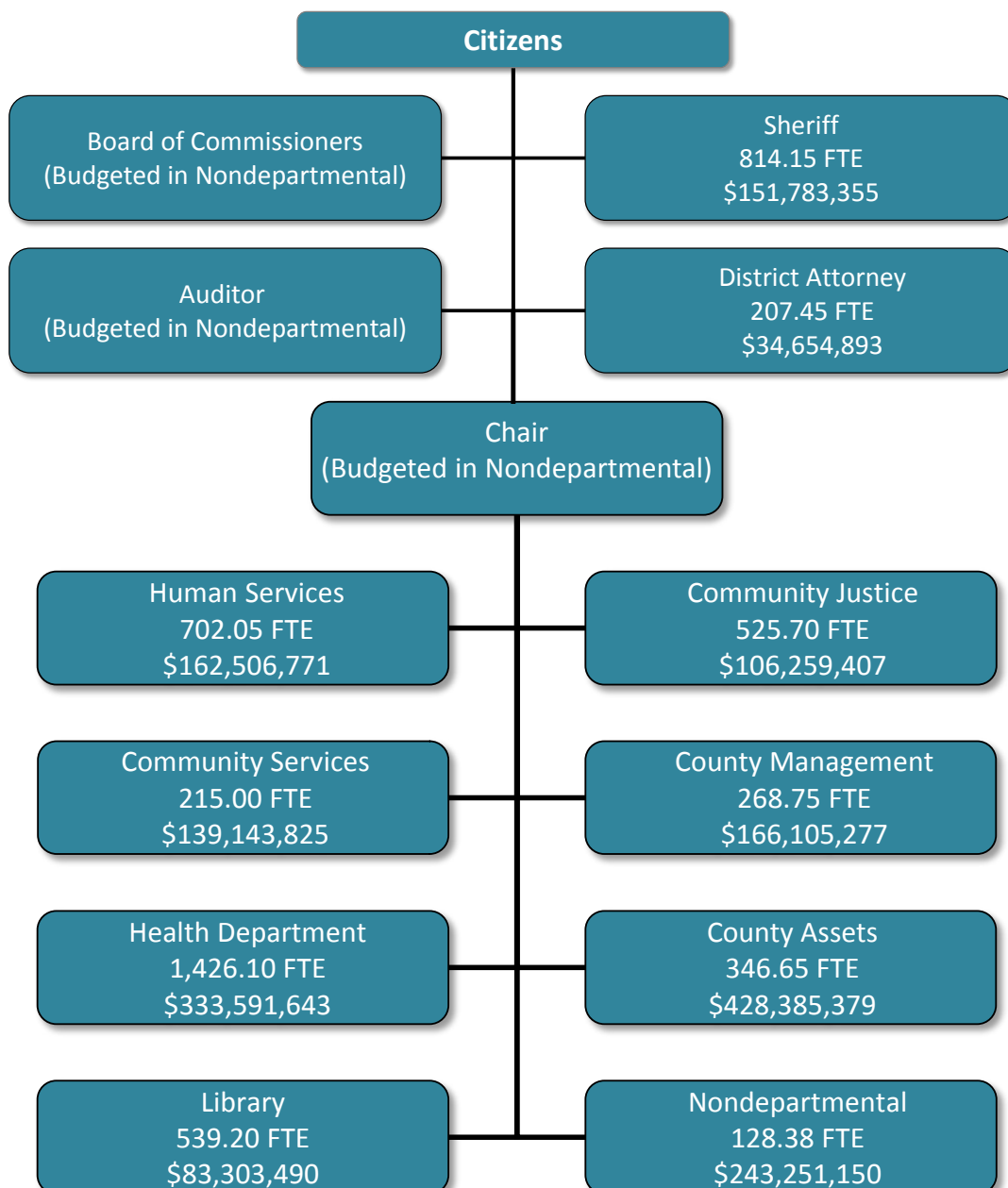
Future Budget Pressure

While the County is experiencing strong economic growth, it is not immune to broader economic issues and will continue to face internal and external budget pressures in years to come. For example, today's budget decisions, such as the opening of a new facility, have an impact on future budgets. The following list is a brief outline of the budget pressures the County will monitor for impacts beyond FY 2019.

- Revenue – The Business Income Tax is inherently volatile and will invariably decline during the next recession. Property tax, while relatively stable, is constitutionally limited in its growth rate. As inflation increases, costs are expected to grow faster than the County's core property tax revenue stream.
- Capital Investment and Debt – The County is undertaking several major capital projects, including replacement of the downtown Courthouse and construction of a Health Department Headquarters building. Board policy directs 50% of one-time-only funds (after contingencies and reserves are fully funded) for capital needs, which will cover a significant amount of the funding for these buildings. However, debt will still be required, and servicing that debt will put pressure on future budgets and reduce flexibility.
- Healthcare Costs – While the rate of growth in County healthcare costs has been relatively modest in recent years, a return to previous rates of growth would put significant pressure on County costs.
- Pension and Post-Employment Benefit Costs – While the County's pension and post-employment benefit funds are among the best funded in the country, the overturning of the 2013 PERS reforms will add cost pressures in future years. The PERS system is structurally dependent on stock market returns to fund a significant portion of its cost, so poor market returns may create additional budget pressures.
- Technology – As technology becomes more prevalent in day-to-day County operations, the associated infrastructure and support costs also increase. The most problematic issue tends to be semi-routine replacement of IT applications. There is currently no ongoing funding stream to pay for these replacements or new technological investments.

Multnomah County Organization Chart

Multnomah County delivers its services through 10 departments, including three managed by independently elected officials: Mike Reese, Sheriff; Rod Underhill, District Attorney; and Steve March, County Auditor. There are 5,174.13 full time equivalent (FTE) positions in this budget.



Appreciation

This document is the outcome of many hours of hard work and analysis by County agencies and their staff, and I would like to thank these people for their contributions. Particularly, I want to thank the leadership in the Chair's Office: County Chair Deborah Kafoury; Chief of Staff Kim Melton; and Chief Operating Officer Marissa Madrigal. I also want to extend my appreciation to the department heads and constitutional officers, along with their budget teams and staff, for their hard work, cooperation and assistance.

Finally, I want to acknowledge the remarkable teamwork by the people in the Central Budget Office who were instrumental in putting this budget together: Jackie Arbour, Adam Brown, Shannon Gutierrez, Ching Hay, Dianna Kaady, Ashyle Manning, Jeff Renfro, Chris Yager, and Trista Zugel-Bensel, and to the Evaluation and Reseach Unit: Jillian Girard, Anna Plumb, and Allison Sachet.

It is a privilege to work with the dedicated people who serve our County.

Mike Jaspin

Table of Contents

Summary of Resources 3-4
Summary of Departmental Expenditures 5-6
Summary of Departmental Requirements 7
Fund Level Transactions 8
Property Tax Information..... 9-10
Property Tax Computation 11
Detail of Service Reimbursements Between Funds 12-19
Detail of Cash Transfers Between Funds 20
Debt Amortization Schedule 21

(this page intentionally left blank)

Summary of Resources

fy2019 proposed budget

Fund	Beginning Working Capital	Taxes	Intergovernmental	Licenses & Permits	Service Charges	Interest	Other Sources	Direct Resources	Service Reimbursement	Cash Transfers	Total Resources	
General Fund	1000	\$79,422,950	\$420,409,612	\$15,007,790	\$14,559,885	\$61,310,447	\$1,638,978	\$9,897,817	\$602,247,479	\$35,477,182	\$2,002,500	\$639,727,161
Road Fund	1501	2,868,038	7,040,000	68,433,577	70,000	132,500	200,000	96,500	78,840,615	249,520		79,090,135
Bicycle Path Construction Fund	1503	253,500		100,500			2,400		356,400			356,400
Recreation Fund	1504		51,400						51,400			51,400
Federal/State Program Fund	1505	2,263,264		271,432,265	1,305,210	55,074,509		6,408,102	336,483,350			336,483,350
County School Fund	1506	200		80,000			100		80,300			80,300
Animal Control Fund	1508	474,417			1,995,000	8,500		162,500	2,640,417		250,000	2,890,417
Willamette River Bridge Fund	1509	3,890,966		10,478,071			29,898		14,398,935	309,580	1,025,000	15,733,515
Library Fund	1510			83,268,490					83,268,490	35,000		83,303,490
Special Excise Taxes Fund	1511	38,128	48,182,465				8,000		48,228,593			48,228,593
Land Corner Preservation Fund	1512	2,675,000				165,000	35,000	950,000	3,825,000	150,000		3,975,000
Inmate Welfare Fund	1513					16,000		1,034,072	1,050,072			1,050,072
Justice Services Special Ops Fund	1516	872,123		20,000	2,855,862	2,399,263		1,035,930	7,183,178	287,320		7,470,498
Oregon Historical Society Levy Fund	1518	16,250	3,221,571				3,000		3,240,821			3,240,821
Video Lottery Fund	1519	979,483		5,125,000					6,104,483			6,104,483
Supportive Housing Fund	1521			750,000					750,000		5,000,000	5,750,000
Capital Debt Retirement Fund	2002	5,762,715		298,895			20,000	1,200,000	7,281,610	27,063,430	786,209	35,131,249
PERS Bond Sinking Fund	2004	46,724,318					467,244		47,191,562	27,700,931		74,892,493
Downtown Courthouse Capital Fund	2500	71,509,462		92,600,000				12,897,913	177,007,375		16,826,830	193,834,205
Asset Replacement Revolving Fund	2503	111,102					9,037		120,139			120,139
Financed Projects Fund	2504	2,043,268							2,043,268			2,043,268
Library Capital Construction Fund	2506	2,213,275							2,213,275	1,457,122		3,670,397
Capital Improvement Fund	2507	18,149,407				1,239,038	30,000		19,418,445	4,897,681	2,273,092	26,589,218
Information Technology Capital Fund	2508	2,013,021							2,013,021		300,000	2,313,021
Asset Preservation Fund	2509	7,749,329				16	30,000		7,779,345	4,615,884	244,504	12,639,733
Health Headquarters Capital Fund	2510	19,302,186						9,500,000	28,802,186			28,802,186
Sellwood Bridge Replacement Fund	2511	13,112,821			9,000,000		100,000		22,212,821			22,212,821
Hansen Building Replacement Fund	2512	4,166,405							4,166,405			4,166,405

Summary of Resources continued on next page

Summary of Resources

fy2019 proposed budget

Fund	Beginning Working Capital	Taxes	Intergovernmental	Licenses & Permits	Service Charges	Interest	Other Sources	Direct Resources	Service Reimbursement	Cash Transfers	Total Resources
ERP Project Fund 2513	19,849,934							19,849,934			19,849,934
Burnside Bridge Fund 2515				2,500,000				2,500,000		3,500,000	6,000,000
Behavioral Health Managed Care Fund 3002			48,644,194					48,644,194			48,644,194
Risk Management Fund 3500	59,250,000				20,400	963,061	12,640,680	72,874,141	115,013,367		187,887,508
Fleet Management Fund 3501	842,978				15,000	26,000	35,000	918,978	5,241,404		6,160,382
Fleet Asset Replacement Fund 3502	4,333,045					25,000		4,358,045	2,513,636	462,822	7,334,503
Information Technology Fund 3503	1,672,668				167,715			1,840,383	56,758,034		58,598,417
Mail Distribution Fund 3504	716,430					7,300	1,000	724,730	2,876,545		3,601,275
Facilities Management Fund 3505	1,876,050				2,071,727		3,068,000	7,015,777	49,313,821	287,215	56,616,813
Total All Funds	\$375,152,733	\$478,905,048	\$596,238,782	\$32,285,957	\$122,620,115	\$3,595,018	\$58,927,514	\$1,667,725,167	\$333,960,457	\$32,958,172	\$2,034,643,796

Summary of Departmental Expenditures

fy2019 proposed budget

Fund		Nond	District Attorney	Human Services	Health	Community Justice	Sheriff	County Management	County Assets	Library	Community Services	Total Department Expenditure
General Fund	1000	\$63,944,947	\$25,727,050	\$52,519,324	\$151,859,076	\$68,915,051	\$133,287,010	\$40,642,379	\$7,813,517		\$17,096,744	\$561,805,098
Road Fund	1501										79,090,135	79,090,135
Bicycle Path Construction Fund	1503										356,400	356,400
Recreation Fund	1504							51,400				51,400
Federal/State Program Fund	1505	38,216,967	8,920,720	109,987,447	133,088,373	32,994,473	12,240,370				1,035,000	336,483,350
County School Fund	1506	80,300										80,300
Animal Control Fund	1508										654,148	654,148
Willamette River Bridge Fund	1509										14,014,588	14,014,588
Library Fund	1510									83,303,490		83,303,490
Special Excise Taxes Fund	1511	48,228,593										48,228,593
Land Corner Preservation Fund	1512										1,834,165	1,834,165
Inmate Welfare Fund	1513						1,050,072					1,050,072
Justice Services Special Ops Fund	1516		7,123			2,257,472	5,205,903					7,470,498
Oregon Historical Society Levy Fund	1518	3,240,821										3,240,821
Video Lottery Fund	1519	2,959,727				2,092,411		190,021			349,824	5,591,983
Supportive Housing Fund	1521	750,000										750,000
Capital Debt Retirement Fund	2002	31,118,185										31,118,185
PERS Bond Sinking Fund	2004	48,859,910										48,859,910
Downtown Courthouse Capital Fund	2500							81,376	193,752,829			193,834,205
Asset Replacement Revolving Fund	2503								120,139			120,139
Financed Projects Fund	2504							2,043,268				2,043,268
Library Capital Construction Fund	2506								3,670,397			3,670,397
Capital Improvement Fund	2507								26,589,218			26,589,218
Information Technology Capital Fund	2508								2,313,021			2,313,021
Asset Preservation Fund	2509								12,639,733			12,639,733
Health Headquarters Capital Fund	2510						25,697	28,776,489				28,802,186
Sellwood Bridge Replacement Fund	2511										18,712,821	18,712,821
Hansen Building Replacement Fund	2512								4,166,405			4,166,405

Summary of Departmental Expenditures continued on next page

Summary of Departmental Expenditures

fy2019 proposed budget

Fund	Nond	District Attorney	Human Services	Health	Community Justice	Sheriff	County Management	County Assets	Library	Community Services	Total Department Expenditure
ERP Project Fund 2513							2,273,389	17,576,545			19,849,934
Burnside Bridge Fund 2515										6,000,000	6,000,000
Behavioral Health Managed Care Fund 3002				48,644,194							48,644,194
Risk Management Fund 3500	5,851,700						120,797,747				126,649,447
Fleet Management Fund 3501								5,697,560			5,697,560
Fleet Asset Replacement Fund 3502								7,334,503			7,334,503
Information Technology Fund 3503								58,247,803			58,247,803
Mail Distribution Fund 3504								3,601,275			3,601,275
Facilities Management Fund 3505								56,085,945			56,085,945
Total All Funds	\$243,251,150	\$34,654,893	\$162,506,771	\$333,591,643	\$106,259,407	\$151,783,355	\$166,105,277	\$428,385,379	\$83,303,490	\$139,143,825	\$1,848,985,190

Summary of Departmental Requirements

fy2019 proposed budget

Department	Personnel Services	Contractual Services	Materials & Services	Principal & Interest	Capital Outlay	Total Direct Expenditure	Service Reimbursements*	Total Spending	FTE
Nondepartmental	\$19,650,277	\$148,188,247	\$1,988,400	\$54,964,645	\$5,000,000	\$229,791,569	\$13,459,581	\$243,251,150	128.38
District Attorney	28,413,096	1,515,902	974,936	0	40,000	30,943,934	3,710,959	34,654,893	207.45
County Human Services	73,250,958	63,953,534	2,650,061	0	0	139,854,553	22,652,218	162,506,771	702.05
Health	178,638,609	87,829,913	22,165,179	0	570,000	289,203,701	44,387,942	333,591,643	1,426.10
Community Justice	64,929,414	21,759,951	2,500,193	0	11,000	89,200,558	17,058,849	106,259,407	525.70
Sheriff	120,883,609	1,333,435	9,104,524	0	609,095	131,930,663	19,852,692	151,783,355	814.85
County Management	36,589,059	7,473,808	115,829,746	0	0	159,892,613	6,212,664	166,105,277	268.75
County Assets	54,329,352	292,762,336	38,864,278	3,324,956	9,700,391	398,981,313	29,404,066	428,385,379	346.65
Library	53,478,977	1,664,267	12,080,350	0	20,000	67,243,594	16,059,896	83,303,490	539.20
Community Services	26,139,302	54,467,750	4,633,798	16,200	34,281,621	119,538,671	19,605,154	139,143,825	215.00
Total	\$656,302,653	\$680,949,143	\$210,791,465	\$58,305,801	\$50,232,107	\$1,656,581,169	\$192,404,021	\$1,848,985,190	5,174.13

*Excludes personnel related service reimbursements

Fund Level Transactions

fy2019 proposed budget

Fund		Total Department Expenditure	Cash Transfers	Contingency	Unappropriated Balance	Total Requirements
General Fund	1000	\$561,805,098	\$22,610,152	\$11,775,896	\$43,536,015	\$639,727,161
Road Fund	1501	79,090,135				79,090,135
Bicycle Path Construction Fund	1503	356,400				356,400
Recreation Fund	1504	51,400				51,400
Federal/State Program Fund	1505	336,483,350				336,483,350
County School Fund	1506	80,300				80,300
Animal Control Fund	1508	654,148	2,002,500	233,769		2,890,417
Willamette River Bridge Fund	1509	14,014,588		1,718,927		15,733,515
Library Fund	1510	83,303,490				83,303,490
Special Excise Taxes Fund	1511	48,228,593				48,228,593
Land Corner Preservation Fund	1512	1,834,165			2,140,835	3,975,000
Inmate Welfare Fund	1513	1,050,072				1,050,072
Justice Services Special Ops Fund	1516	7,470,498				7,470,498
Oregon Historical Society Levy Fund	1518	3,240,821				3,240,821
Video Lottery Fund	1519	5,591,983		512,500		6,104,483
Supportive Housing Fund	1521	750,000		5,000,000		5,750,000
Capital Debt Retirement Fund	2002	31,118,185	2,826,830		1,186,234	35,131,249
PERS Bond Sinking Fund	2004	48,859,910			26,032,583	74,892,493
Downtown Courthouse Capital Fund	2500	193,834,205				193,834,205
Asset Replacement Revolving Fund	2503	120,139				120,139
Financed Projects Fund	2504	2,043,268				2,043,268
Library Capital Construction Fund	2506	3,670,397				3,670,397
Capital Improvement Fund	2507	26,589,218				26,589,218
Information Technology Capital Fund	2508	2,313,021				2,313,021
Asset Preservation Fund	2509	12,639,733				12,639,733
Health Headquarters Capital Fund	2510	28,802,186				28,802,186
Sellwood Bridge Replacement Fund	2511	18,712,821	3,500,000			22,212,821
Hansen Building Replacement Fund	2512	4,166,405				4,166,405
ERP Project Fund	2513	19,849,934				19,849,934
Burnside Bridge Fund	2515	6,000,000				6,000,000
Behavioral Health Managed Care Fund	3002	48,644,194				48,644,194
Risk Management Fund	3500	126,649,447	1,025,000	3,213,061	57,000,000	187,887,508
Fleet Management Fund	3501	5,697,560	462,822			6,160,382
Fleet Asset Replacement Fund	3502	7,334,503				7,334,503
Information Technology Fund	3503	58,247,803		350,614		58,598,417
Mail Distribution Fund	3504	3,601,275				3,601,275
Facilities Management Fund	3505	56,085,945	530,868			56,616,813
Total All Funds		\$1,848,985,190	\$32,958,172	\$22,804,767	\$129,895,667	\$2,034,643,796

Tax Information

Permanent Tax Rate

Exemptions

Local Property Tax Option

Property tax administration, governed by the Oregon Constitution, State tax laws, and regulations of the Department of Revenue, includes the assessment, equalization, levy, and collection of taxes. A tax limitation measure ("Measure 50") affecting property tax collections was approved by the voters in the May 1997 special election. This legislation changed the property tax administration system substantially, with changes to levy rates, assessments and equalization.

Each local taxing district which imposed operating ad valorem taxes in FY 1998 received a permanent tax rate. The rate was calculated by dividing the total operating ad valorem taxes imposed by the County in FY 1998 (reduced by an average of approximately 17% statewide) by the property's AV. Measure 50 prohibits increases in permanent tax rates. Permanent tax rates are subject to the Measure 5 limitations. The County's permanent tax rate is \$4.3434 per \$1,000 Assessed Value.

Measure 50 exempted from its limitations taxes levied to pay voter-approved general obligation bonds. Levies to pay general obligation bonds are also exempt from the Measure 5 limitations. Measure 50 also exempted the following levies, which are subject to Measure 5 limitations:

1. Levies to pay bonds and other borrowings, if they were made before December 5, 1996, and were secured by a pledge or explicit commitment of ad valorem property taxes or a covenant to levy or collect ad valorem property taxes.
2. Certain local government pension levies.

The County has no levies of the types described in paragraphs 1 and 2, above.

Local governments are able to override Measure 50 for limited-term local option levies subject to voter approval under the participation requirements discussed below. Local option levies may last up to five years for any purpose or ten years for capital projects.

Local option levies are subject to "special compression" under Measure 5. If operating taxes for non-school purposes exceed Measure 5's \$10/\$1,000 limit, local option levies are reduced first to bring operating taxes into compliance with this limit. This means that local option levies can be entirely displaced by future approval of permanent rate levies for new governments, or by urban renewal and the City of Portland's pension levy.

Measure 50, which passed in 1997, requires that local option levies be approved by a majority of the voters at a general election in an even-numbered year or at any other election in which not less than 50% of the registered voters cast a ballot. For example, voters approved an extension of the Library Levy in the May, 2002 election but less than 50% of the registered voters cast a ballot. Therefore, the Library Levy failed. Subsequently the County resubmitted the Library Local Option to voters in November 2002 and the measure passed.

Voter Participation

In November 2008, voters passed Measure 56 which eliminated the voter turnout requirement for property tax elections held in May and November but keeps the voter turnout requirement for elections at any other time (50% of qualified voters must vote and a majority of those voters have to approve the property tax measure). As a result, for May and November elections, local property tax measures become law when approved by a majority of voters.

General Obligation Bonded Indebtedness

Levies to pay the following general obligation bonds are exempt from the limitations of Measure 50 and Measure 5:

1. General obligation bonds authorized by the Oregon Constitution;
2. General obligation bonds issued on/before November 6, 1990; or
3. General obligation bonds for capital construction/ improvements; and
 - if issued after November 6, 1990, and approved prior to December 5, 1996, by a majority of voters; or
 - if approved after December 5, 1996, in accordance with Measure 50's voter participation requirements, or bonds issued to refund the preceding bonds.

Tax Collection

The County Tax Collector extends authorized levies, computes tax rates, bills and collects all taxes, and makes periodic remittances of collections to levying units. Tax collectors calculate public school and local government taxes separately, calculating any tax rate reductions to comply with tax limitation law, and developing percentage distribution schedules. The tax collector then reports to each taxing district within five days the amount of taxes imposed.

Tax collections are segregated into two pools, (1) public schools and (2) local governments. Each taxing body shares in its pool on the basis of its tax rate (adjusted to tax limitation rate caps), regardless of the actual collection within each taxing body. Therefore the amount for each taxing body becomes a pro rata share of the total tax collection record of all taxing bodies within the County. Thus, an overall collection rate of 90% of the countywide levy indicates a 90 percent tax levy collection for each taxing body.

The tax year (fiscal year) for all property starts July 1 and ends June 30 of the following year. The assessment date for the tax year starting July 1 is January 1 of the same calendar year. Tax payments are due November 15. Under the partial payment schedule a one third payment is due November 15, February 15, and May 15. If full by November 15, a 3% discount is allowed; if two-thirds are paid by November 15, a 2% discount is allowed. For late payments, interest accrues at a rate of 1.33% per month. Property is subject to foreclosure proceedings three years after the tax due date.

A Senior Citizen Property Tax Deferral Program allows homeowners to defer taxes until death or the sale of the home. Qualifications include a minimum age of 62 and household income less than \$43,500. Certain other requirements apply. Taxes are paid by the State, which obtains a lien on the property and accrues interest at 6% compounded annually. More information can be found at www.oregon.gov/dor/deferral.

Property Tax Information

fy2019 proposed budget

GENERAL FUND (1000)	
Taxes From Permanent Rate - Fiscal Year Ending June 30, 2018	\$313,258,160
Plus Estimated Assessed Value Growth	<u>12,485,770</u>
TOTAL GENERAL FUND PROPERTY TAX	\$325,743,930
Taxes From Permanent Rate - Fiscal Year Ending June 30, 2019	\$325,743,930
Less amount exceeding shared 1% Constitutional Limitation	(12,541,141)
Less delinquencies and discounts on amount billed	<u>(14,877,132)</u>
TOTAL AVAILABLE FOR APPROPRIATION	\$298,325,657

OREGON HISTORICAL SOCIETY LEVY (1518)	
5-year Local Option Levy - Fiscal Year ending June 30, 2019	\$4,074,696
Less amount exceeding shared 1% Constitutional Limitation	(737,520)
Less delinquencies and discounts on amount billed	<u>(173,533)</u>
TOTAL AVAILABLE FOR APPROPRIATION	\$3,163,643

TAX LEVY ANALYSIS				
	ACTUAL 2015-16	ACTUAL 2016-17	BUDGET 2017-18	BUDGET 2018-19
Permanent Rate Levy - Subject to \$10 Limit	\$287,330,766	\$299,019,204	\$310,922,084	\$325,743,930
Library & OHS Local Option Levy - Subject to \$10 Limit	3,357,004	3,781,902	3,933,105	4,074,696
General Obligation Bond Levy	6,235,851	0	0	0
Total Proposed Levy	296,923,621	302,801,105	314,855,189	329,818,626
Loss due to 1% limitation	(13,935,841)	(12,190,883)	(11,658,275)	(13,278,661)
Loss in appropriation due to discounts and delinquencies	<u>(12,962,641)</u>	<u>(6,658,742)</u>	<u>(15,159,846)</u>	<u>(15,050,665)</u>
Total Proposed Levy less Loss	\$270,025,139	\$283,951,480	\$288,037,068	\$301,489,300

NOTES

Average property tax discount	2.38%
Property tax delinquency rate	2.37%
Average valuation change (Based on July - January Value Growth)	4.00%

Details of Service Reimbursements

fy2019 proposed budget

PERS Bond Salary Related Expense (60130)

Paid to the PERS Bond Sinking Fund (2004) to retire debt issued to pre-fund the County's unfunded liability and to support ongoing costs associated with PERS.

General Fund		\$14,768,620
NONDEPARTMENTAL	553,182	
DISTRICT ATTORNEY	967,145	
COUNTY HUMAN SERVICES	735,941	
HEALTH DEPARTMENT	4,371,584	
COMMUNITY JUSTICE	1,662,151	
SHERIFF'S OFFICE	4,472,274	
COUNTY MANAGEMENT	1,254,720	
COUNTY ASSETS	297,239	
COMMUNITY SERVICES	454,383	
Road Fund		343,151
Federal/State Program Fund		6,739,251
NONDEPARTMENTAL	82,495	
DISTRICT ATTORNEY	293,919	
COUNTY HUMAN SERVICES	2,381,184	
HEALTH DEPARTMENT	2,658,939	
COMMUNITY JUSTICE	854,609	
SHERIFF'S OFFICE	468,104	
Animal Control Fund		109
Willamette River Bridge Fund		223,791
Library Fund		2,139,209
Land Corner Preservation Fund		56,800
Inmate Welfare Fund		15,549
Justice Services Special Ops Fund		226,346
COMMUNITY JUSTICE	72,558	
SHERIFF'S OFFICE	153,789	
Video Lottery Fund		98,264
COMMUNITY JUSTICE	85,575	
COUNTY MANAGEMENT	6,626	
COMMUNITY SERVICES	6,064	
Downtown Courthouse Capital Fund		3,388
Capital Improvement Fund		31,823
Information Technology Capital Fund		8,366
Asset Preservation Fund		31,823
Health Headquarters Capital Fund		1,070
ERP Project Fund		112,697
NONDEPARTMENTAL	232,228	
COUNTY MANAGEMENT	149,475	
Risk Management Fund		381,703
NONDEPARTMENTAL	232,228	
COUNTY MANAGEMENT	149,475	
Fleet Management Fund		56,701
Information Technology Fund		1,243,458
Mail Distribution Fund		47,441
Facilities Management Fund		590,899
Total Payments to the PERS Bond Sinking Fund		\$27,700,931

Details of Service Reimbursements

fy2019 proposed budget

Insurance Benefits (60140/60145)

Paid to the Risk Management Fund (3500) to cover worker's compensation, active and retiree healthcare, life, unemployment, liability, and long-term disability insurance.

General Fund		\$58,071,644
NONDEPARTMENTAL	1,943,011	
DISTRICT ATTORNEY	3,407,942	
COUNTY HUMAN SERVICES	3,060,783	
HEALTH DEPARTMENT	17,042,657	
COMMUNITY JUSTICE	7,026,851	
SHERIFF'S OFFICE	17,227,308	
COUNTY MANAGEMENT	5,236,241	
COUNTY ASSETS	1,066,062	
COMMUNITY SERVICES	2,060,789	
Road Fund		1,470,988
Federal/State Program Fund		30,601,420
NONDEPARTMENTAL	374,078	
DISTRICT ATTORNEY	1,175,657	
COUNTY HUMAN SERVICES	11,415,109	
HEALTH DEPARTMENT	12,198,311	
COMMUNITY JUSTICE	3,768,500	
SHERIFF'S OFFICE	1,669,765	
Willamette River Bridge Fund		916,905
Library Fund		11,046,425
Public Land Corner Preservation Fund		224,327
Inmate Welfare Fund		80,676
Justice Services Special Ops Fund		928,137
COMMUNITY JUSTICE	297,760	
SHERIFF'S OFFICE	630,377	
Video Lottery Fund		409,056
COMMUNITY JUSTICE	363,689	
COUNTY MANAGEMENT	22,844	
COMMUNITY SERVICES	22,523	
Downtown Courthouse Capital Fund		25,677
COUNTY MANAGEMENT	15,813	
COUNTY ASSETS	9,864	
Financed Projects Fund		25,224
Capital Improvement Fund		104,748
Information Technology Capital Fund		24,480
Asset Preservation Fund		104,748
Health Headquarters Capital Fund		15,251
COUNTY MANAGEMENT	4,993	
COUNTY ASSETS	10,258	
ERP Project Fund		363,608
COUNTY MANAGEMENT	287,641	
COUNTY ASSETS	75,967	
Behavioral Health Managed Care Fund		2,507,593
Risk Management Fund		1,160,881
NONDEPARTMENTAL	634,388	
COUNTY MANAGEMENT	526,493	

Details of Service Reimbursements

fy2019 proposed budget

Insurance Benefits - Continued	
Fleet Management Fund	272,451
Information Technology Fund	4,119,196
Mail Distribution Fund	260,948
Facilities Management Fund	2,278,984
Total Payments to the Risk Management Fund	\$115,013,367

Indirect Costs (60350/60355)	
<i>Paid to the General Fund (1000) to cover the administrative and overhead costs billed to grants and other dedicated revenues.</i>	
General Fund (FQHC)	\$5,443,139
HEALTH DEPARTMENT	5,432,278
COMMUNITY JUSTICE	10,861
Road Fund	982,208
Recreation Fund	1,400
Federal/State Program Fund	19,338,515
NONDEPARTMENTAL	41,834
DISTRICT ATTORNEY	575,825
COUNTY HUMAN SERVICES	7,737,354
HEALTH DEPARTMENT	6,690,341
COMMUNITY JUSTICE	3,184,317
SHERIFF'S OFFICE	1,108,844
Willamette River Bridge Fund	614,176
Library Fund	1,497,408
Land Corner Preservation Fund	142,721
Inmate Welfare Fund	41,999
Justice Services Special Ops Fund	682,522
COMMUNITY JUSTICE	281,860
SHERIFF'S OFFICE	400,662
Oregon Historical Society Levy Fund	7,500
Behavioral Health Managed Care Fund	1,687,944
Total Payments to the General Fund for Indirect Costs	\$30,439,532

Details of Service Reimbursements

fy2019 proposed budget

Telecommunication Costs (60370)		
<i>Paid to the Information Technology Fund (3503) to cover the costs of services provided by the County-owned telecommunications system.</i>		
General Fund		\$2,311,825
NONDEPARTMENTAL	126,718	
DISTRICT ATTORNEY	114,525	
COUNTY HUMAN SERVICES	165,750	
HEALTH DEPARTMENT	826,014	
COMMUNITY JUSTICE	567,561	
SHERIFF'S OFFICE	228,711	
COUNTY MANAGEMENT	146,107	
COUNTY ASSETS	39,160	
COMMUNITY SERVICES	97,279	
Road Fund		55,446
Federal/State Program Fund		1,116,950
NONDEPARTMENTAL	2,598	
DISTRICT ATTORNEY	17,370	
COUNTY HUMAN SERVICES	570,833	
HEALTH DEPARTMENT	526,149	
Willamette River Bridge Fund		24,926
Library Fund		271,827
Land Corner Preservation Fund		6,849
Inmate Welfare Fund		12,267
Justice Services Special Ops Fund		4,030
Downtown Courthouse Capital Fund		3,630
Capital Improvement Fund		5,615
Asset Preservation Fund		5,615
Behavioral Health Managed Care Fund		89,776
Risk Management Fund		35,331
NONDEPARTMENTAL	16,904	
COUNTY MANAGEMENT	18,427	
Fleet Management Fund		8,370
Mail Distribution Fund		7,160
Facilities Management Fund		101,742
Total Payments to the Information Technology Fund		\$4,061,359

Details of Service Reimbursements

fy2019 proposed budget

Data Processing Costs (60380)

Paid to the Information Technology Fund (3503) to cover the costs of developing, maintaining, and operating computer programs.

General Fund		\$29,019,230
NONDEPARTMENTAL	1,754,999	
DISTRICT ATTORNEY	951,907	
COUNTY HUMAN SERVICES	1,493,183	
HEALTH DEPARTMENT	8,152,962	
COMMUNITY JUSTICE	6,903,869	
SHERIFF'S OFFICE	4,632,163	
COUNTY MANAGEMENT	3,166,880	
COUNTY ASSETS	547,254	
COMMUNITY SERVICES	1,416,013	
Road Fund		708,422
Federal/State Program Fund		12,116,422
DISTRICT ATTORNEY	103,541	
COUNTY HUMAN SERVICES	5,973,599	
HEALTH DEPARTMENT	6,039,282	
Willamette River Bridge Fund		477,698
Library Fund		6,911,043
Land Corner Preservation Fund		134,834
Video Lottery Fund		21,218
COUNTY MANAGEMENT	10,016	
COMMUNITY SERVICES	11,202	
Capital Improvement Fund		51,683
Asset Preservation Fund		51,683
Behavioral Health Managed Care Fund		1,061,039
Risk Management Fund		435,408
NONDEPARTMENTAL	204,784	
COUNTY MANAGEMENT	230,624	
Fleet Management Fund		171,688
Mail Distribution Fund		169,592
Facilities Management Fund		1,366,715
Total Payments to the Information Technology Fund		\$52,696,675

Details of Service Reimbursements

fy2019 proposed budget

Motor Pool (60410)

Paid to the Fleet Management Fund (3501) to cover the use and maintenance of County-owned vehicles, including both cars and vans for transportation, and heavy equipment used in road construction.

General Fund		\$4,133,060
NONDEPARTMENTAL	34,650	
DISTRICT ATTORNEY	81,102	
COUNTY HUMAN SERVICES	131,810	
HEALTH DEPARTMENT	317,914	
COMMUNITY JUSTICE	605,469	
SHERIFF'S OFFICE	2,671,663	
COUNTY MANAGEMENT	16,638	
COUNTY ASSETS	837	
COMMUNITY SERVICES	272,977	
Road Fund		1,319,311
Federal/State Program Fund		787,891
NONDEPARTMENTAL	578	
DISTRICT ATTORNEY	46,827	
COUNTY HUMAN SERVICES	612,714	
HEALTH DEPARTMENT	82,798	
COMMUNITY JUSTICE	7,238	
SHERIFF'S OFFICE	37,736	
Willamette River Bridge Fund		238,175
Library Fund		122,829
Land Corner Preservation Fund		15,347
Justice Services Special Ops Fund		325
Video Lottery Fund		567
Capital Improvement Fund		20,361
Asset Preservation Fund		20,361
ERP Project Fund		2,000
Behavioral Health Managed Care Fund		110,992
Risk Management Fund		8,817
NONDEPARTMENTAL	2,161	
COUNTY MANAGEMENT	6,656	
Fleet Management Fund		51,063
Information Technology Fund		78,744
Mail Distribution Fund		97,907
Facilities Management Fund		747,290
Total Payments to the Fleet Management Fund		\$7,755,040

Details of Service Reimbursements

fy2019 proposed budget

Building Management (60430) <i>Paid to the Facilities Management Fund (3505), Capital Improvement (2507) and Asset Preservation (2509) funds to cover the cost of office space and building management.</i>	
General Fund	\$40,401,542
NONDEPARTMENTAL	9,812,841
DISTRICT ATTORNEY	1,335,624
COUNTY HUMAN SERVICES	1,513,782
HEALTH DEPARTMENT	8,838,840
COMMUNITY JUSTICE	5,095,058
SHERIFF'S OFFICE	10,369,030
COUNTY MANAGEMENT	1,890,388
COUNTY ASSETS	257,966
COMMUNITY SERVICES	1,288,013
Road Fund	613,243
Federal/State Program Fund	7,392,226
NONDEPARTMENTAL	406,524
DISTRICT ATTORNEY	145,237
COUNTY HUMAN SERVICES	4,061,736
HEALTH DEPARTMENT	2,726,531
SHERIFF'S OFFICE	52,198
Willamette River Bridge Fund	307,301
Library Fund	6,960,821
Land Corner Preservation Fund	69,499
Justice Services Special Ops Fund	85,862
COMMUNITY JUSTICE	55,425
SHERIFF'S OFFICE	30,437
Supportive Housing Fund	207,804
Capital Improvement Fund	24,596
ERP Project Fund	128,274
Behavioral Health Managed Care Fund	891,975
Risk Management Fund	715,740
NONDEPARTMENTAL	352,501
COUNTY MANAGEMENT	363,239
Fleet Management Fund	693,050
Information Technology Fund	1,243,170
Mail Distribution Fund	549,405
Total Payments to Facilities Management Fund	\$60,284,508

Capital Debt Retirement Fund (60450) <i>Reimbursements made to the Capital Lease Retirement Fund (2002) to repay non-voter approved debt.</i>	
Road Fund	\$291,832
Video Lottery Fund	414,993
Sellwood Bridge Replacement Fund	9,471,400
Information Technology Fund	5,183,974
Facilities Management Fund	11,701,231
Total Payments to the Capital Debt Retirement Fund	\$27,063,430

Details of Service Reimbursements

fy2019 proposed budget

Mail Distribution Fund (60460)		
<i>Paid to the Mail Distribution Fund (3504) for mail distribution and delivery, and records management.</i>		
General Fund		\$1,814,044
NONDEPARTMENTAL	32,512	
DISTRICT ATTORNEY	288,897	
COUNTY HUMAN SERVICES	62,301	
HEALTH DEPARTMENT	461,559	
COMMUNITY JUSTICE	317,747	
SHERIFF'S OFFICE	211,422	
COUNTY MANAGEMENT	322,727	
COUNTY ASSETS	14,959	
COMMUNITY SERVICES	101,920	
Road Fund		14,056
Federal/State Program Fund		823,565
NONDEPARTMENTAL	212	
DISTRICT ATTORNEY	50,104	
COUNTY HUMAN SERVICES	329,156	
HEALTH DEPARTMENT	436,225	
COMMUNITY JUSTICE	2,609	
SHERIFF'S OFFICE	5,259	
Willamette River Bridge Fund		14,062
Library Fund		15,989
Land Corner Preservation Fund		2,605
Inmate Welfare Fund		1,496
Justice Services Special Ops Fund		19,730
COMMUNITY JUSTICE	5,925	
SHERIFF'S OFFICE	13,805	
Video Lottery Fund		2,459
Behavioral Health Managed Care Fund		15,323
Risk Management Fund		76,390
NONDEPARTMENTAL	38,828	
COUNTY MANAGEMENT	37,562	
Fleet Management Fund		4,195
Information Technology Fund		35,706
Mail Distribution Fund		12,103
Facilities Management Fund		24,822
Total Payments to the Mail Distribution Fund		\$2,876,545

Detail of Cash Transfers Between Funds

fy2019 proposed budget

From (Fund)	To (Fund)	To (Dept.)	Amount	Description
General Fund	Facilities Management Fund	County Assets	\$137,215	Facilities Staff for Shelter Transition
General Fund	Facilities Management Fund	County Assets	150,000	Vance Property Master Plan
General Fund	Animal Control Fund	Community Services	250,000	Funds from Edgefield Pig Farm Sale for Animal Services Facility FAC 1
General Fund	Capital Debt Retirement Fund	Nondepartmental	786,209	Downtown Courthouse replacement debt service
General Fund	Supportive Housing Fund	Overall County	5,000,000	Place Wapato sale proceeds in Supportive Housing Fund
General Fund	Downtown Courthouse Capital Fund	County Assets	14,000,000	Downtown Courthouse Replacement
General Fund	Capital Improvement Fund	County Assets	1,036,728	Sheriff Boat Houses Essential Repairs
General Fund	Capital Improvement Fund	County Assets	950,000	MCDC Suicide Prevention - Cell Lighting & Window Covers
General Fund	Information Technology Capital Fund	County Assets	300,000	Replace the District Attorney's case management system (CRIMES)
Capital Debt Retirement Fund	Downtown Courthouse Capital Fund	County Assets	2,826,830	Unused Debt Payment Fund to Be Used for Construction
Facilities Management Fund	Capital Improvement Fund	County Assets	286,364	External Tenant Capital Fees and Prior Undercontribution
Facilities Management Fund	Asset Preservation Fund	County Assets	244,504	External Tenant Capital Fees and Prior Undercontribution
Sellwood Bridge Fund	Burnside Bridge Fund	Community Services	3,500,000	Funding for NEPA phase
Risk Management Fund	Willamette River Bridge Fund	Community Services	1,025,000	Legal Settlement Adjustment
Fleet Management Fund	Fleet Asset Replacement Fund	County Assets	462,822	FY 2018 BWC moved to Fleet Asset Fund
Animal Control Fund	General Fund	Community Services	\$2,002,500	Animal license fees/other revenue to partially offset animal control program costs

Debt Amortization Schedule

fy2019 proposed budget

Debt Description	Dated	Maturity Date	Avg Annual Interest	Amount Issued (in thousands)	Principal Outstanding 6/30/2018	Principal Outstanding 6/30/2019	2018-2019 Interest	2018-2019 Principal
PERS Pension Revenue Bonds:								
Limited Tax Pension Obligation Revenue Bonds	12/01/99	06/01/30	7.67%	\$184,548	\$74,793	\$52,593	\$1,649	\$22,200
Full Faith and Credit Obligations:								
Series 2010B - Full Faith and Credit	12/14/10	06/01/30	2.74%	\$15,000	\$15,000	\$15,000	\$713	\$0
Series 2012 - Full Faith and Credit	12/13/12	06/01/33	2.50%	128,000	106,135	101,120	4,456	5,015
Series 2014- Full Faith and Credit	06/18/14	08/01/19	0.90%	22,530	9,355	4,780	307	4,575
Series 2017- Full Faith and Credit	12/14/17	06/01/47	3.09%	164,110	160,500	152,540	7,010	7,960
Total Full Faith and Credit				\$329,640	\$290,990	\$273,440	\$12,486	\$17,550
Leases and Contracts:								
Sellwood Lofts - Capital Lease	01/01/02	01/01/32	2.50%	\$1,093	\$859	\$828	\$87	\$31
West Gresham Plaza - Capital Lease	06/15/16	06/30/23	1.75%	1,207	877	708	14	169
Total Leases and Contracts				\$2,300	\$1,736	\$1,536	\$101	\$200
Loans								
Oregon Transportation Infrastructure Bank	09/01/08	09/01/25	3.98%	\$3,100	\$1,966	\$1,753	\$78	\$214

Table of Contents

Community Justice

Fund 1000 General Fund	1
Fund 1505 Federal/State Program Fund	5
Fund 1516 Justice Services Special Ops Fund.....	7
Fund 1519 Video Lottery Fund	9

Community Services

Fund 1000 General Fund	11
Fund 1501 Road Fund	15
Fund 1503 Bicycle Path Construction Fund.....	19
Fund 1505 Federal/State Program Fund	20
Fund 1508 Animal Control Fund	21
Fund 1509 Willamette River Bridge Fund.....	23
Fund 1512 Land Corner Preservation Fund.....	26
Fund 1519 Video Lottery Fund	29
Fund 2511 Sellwood Bridge Replacement Fund.....	31
Fund 2512 Hansen Building Replacement Fund.....	62
Fund 2515 Burnside Bridge Fund	33

County Assets

Fund 1000 General Fund	34
Fund 2500 Downtown Courthouse Capital Fund	36
Fund 2503 Asset Replacement Revolving Fund.....	38
Fund 2506 Library Capital Construction Fund	39
Fund 2507 Capital Improvement Fund.....	40
Fund 2508 Information Technology Capital Fund	43
Fund 2509 Asset Preservation Fund.....	45
Fund 2510 Health Headquarters Capital Fund	47
Fund 2512 Hansen Building Replacement Fund.....	48
Fund 2513 ERP Project Fund	49
Fund 3501 Fleet Management Fund	51
Fund 3502 Fleet Asset Replacement Fund	54
Fund 3503 Information Technology Fund	55
Fund 3504 Mail Distribution Fund.....	58
Fund 3505 Facilities Management Fund	61

County Human Services

Fund 1000 General Fund	65
Fund 1505 Federal/State Program Fund	69
Fund 1519 Video Lottery Fund	73

County Management

Fund 1000 General Fund	74
Fund 1504 Recreation Fund	79
Fund 1519 Video Lottery Fund	80
Fund 2500 Downtown Courthouse Capital Fund	82

Legal Detail by Department by Fund

fy2019 proposed budget

Fund 2504	Financed Projects Fund	84
Fund 2510	Health Department Headquarters Capital Fund.....	85
Fund 2513	ERP Project Fund	87
Fund 3500	Risk Management Fund.....	89
Fund 3505	Facilities Management Fund	92
District Attorney		
Fund 1000	General Fund	93
Fund 1505	Federal/State Program Fund	96
Fund 1516	Justice Services Special Ops Fund.....	98
Health Department		
Fund 1000	General Fund	99
Fund 1505	Federal/State Program Fund	105
Fund 3002	Behavioral Health Managed Care Fund.....	110
Library		
Fund 1510	Library Fund	113
NonDepartmental		
Fund 1000	General Fund	117
Fund 1505	Federal/State Program Fund	121
Fund 1506	County School Fund.....	123
Fund 1511	Special Excise Taxes Fund	124
Fund 1518	Oregon Historical Society Levy Fund	125
Fund 1519	Video Lottery Fund	126
Fund 1521	Supportive Housing Fund	128
Fund 2002	Capital Debt Retirement Fund.....	129
Fund 2003	General Obligation Bond Sinking Fund.....	130
Fund 2004	PERS Bond Sinking Fund	131
Fund 3500	Risk Management Fund.....	132
Sheriff		
Fund 1000	General Fund	134
Fund 1505	Federal/State Program Fund	139
Fund 1513	Inmate Welfare Fund.....	141
Fund 1516	Justice Services Special Ops Fund.....	143

Community Justice

FUND 1000: General Fund

FY16 ACTUAL	FY17 ACTUAL	FY18 ADOPTED	FY18 REVISED	EXPENDITURE DETAIL	FY19 PROPOSED	FY19 APPROVED	FY19 ADOPTED
28,117	14,470	11,000	11,000	60550 - Capital Equipment	11,000	0	0
28,117	14,470	11,000	11,000	TOTAL Capital Outlay	11,000	0	0
90,257	77,250	147,603	147,603	60150 - Cnty Match & Sharing	177,013	0	0
313,410	235,451	425,350	400,195	60155 - Direct Client Asst.	401,116	0	0
9,525,218	8,606,251	11,652,244	11,656,498	60160 - Pass-Thru & Pgm Supt	11,433,838	0	0
1,281,130	1,059,834	1,024,161	1,045,062	60170 - Professional Svcs	970,881	0	0
0	0	0	0	95106 - Settle Passthr/Supp	0	0	0
11,210,015	9,978,786	13,249,358	13,249,358	TOTAL Contractual Services	12,982,848	0	0
776	1,230	1,901	1,901	60350 - Central Indirect	1,849	0	0
2,428	5,758	8,423	8,423	60355 - Dept Indirect	9,012	0	0
496,149	547,153	561,336	561,336	60370 - Intl Svc Telephone	567,561	0	0
4,937,265	5,322,164	6,153,685	6,153,685	60380 - Intl Svc Data Proc	6,903,869	0	0
662,362	597,452	600,161	600,161	60410 - Intl Svc Motor Pool	605,469	0	0
145,691	0	0	0	60420 - Intl Svc Electronics	0	0	0
4,286,182	4,300,339	4,683,413	4,683,413	60430 - Intl Svc Bldg Mgmt	5,095,058	0	0
41,405	33,722	0	0	60440 - Intl Svc Other	0	0	0
222,724	217,809	284,808	284,808	60460 - Intl Svc Dist/Postge	317,747	0	0
-32,070	0	0	0	95107 - Settle Int Svc Expenses	0	0	0
541,385	585,433	0	0	95430 - Settle Bldg Mgmt Svc	0	0	0
11,304,297	11,611,061	12,293,727	12,293,727	TOTAL Internal Services	13,500,565	0	0
137,851	181,086	198,050	195,835	60180 - Printing	190,682	0	0
87,484	83,655	92,042	92,042	60200 - Communications	98,487	0	0
11,579	24,120	12,500	12,500	60210 - Rentals	12,500	0	0
17,562	54,667	453,758	453,758	60220 - Repairs and Maint	453,758	0	0
1,657	597	3,953	3,953	60230 - Postage	3,953	0	0
709,744	727,777	619,084	686,155	60240 - Supplies	591,411	0	0
19,324	15,624	43,810	43,810	60246 - Med&Dental Supplies	26,879	0	0
223,479	161,482	197,627	197,627	60250 - Food	196,627	0	0
256,410	248,981	239,397	239,397	60260 - Travel & Training	239,830	0	0
91,292	100,887	98,383	98,383	60270 - Local Travel/Mileage	128,858	0	0
5,208	9,713	5,550	5,550	60280 - Insurance	5,550	0	0
93,334	255,716	105,543	105,543	60290 - Software, Subscription Computing & Maintenance	99,043	0	0
664	664	0	0	60310 - Pharmaceuticals	0	0	0
0	0	0	0	60330 - Claims Paid	0	0	0
44,437	45,282	44,602	44,602	60340 - Dues & Subscriptions	45,502	0	0
0	81	0	0	60660 - Goods Issue	0	0	0
0	6	0	0	92002 - Equipment Use	0	0	0
0	43	0	0	93001 - Assess Matrl & Svcs	0	0	0
-8,487	0	0	0	95101 - Settle Matrl & Svcs	0	0	0
1,691,538	1,910,380	2,114,299	2,179,155	TOTAL Materials & Supplies	2,093,080	0	0
20,240,458	20,477,613	21,715,894	21,710,153	60000 - Permanent	22,451,637	0	0

Community Justice

FUND 1000: General Fund

FY16 ACTUAL	FY17 ACTUAL	FY18 ADOPTED	FY18 REVISED	EXPENDITURE DETAIL	FY19 PROPOSED	FY19 APPROVED	FY19 ADOPTED
2,181,507	2,101,486	719,094	717,390	60100 - Temporary	917,486	0	0
450,863	473,673	352,018	352,018	60110 - Overtime	364,162	0	0
465,800	497,078	408,741	414,319	60120 - Premium	484,211	0	0
7,048,071	7,567,576	8,535,472	8,531,262	60130 - Salary Related Expns	8,992,068	0	0
403,673	429,391	60,403	59,522	60135 - Non Base Fringe	91,143	0	0
6,047,036	6,258,128	6,726,213	6,733,292	60140 - Insurance Benefits	7,011,684	0	0
70,122	72,705	13,301	13,180	60145 - Non Base Insurance	15,167	0	0
-70,416	-21,641	0	0	90001 - ATYP Posting (CATS)	0	0	0
-19,998	728	0	0	90002 - ATYP On Call (CATS)	0	0	0
-668,680	-1,238,494	0	0	95102 - Settle Labor	0	0	0
-433	0	0	0	95200 - ATYP Clean Up (Cent)	0	0	0
36,148,002	36,618,243	38,531,136	38,531,136	TOTAL Personnel	40,327,558	0	0
60,381,969	60,132,939	66,199,520	66,264,376	TOTAL FUND 1000: General Fund	68,915,051	0	0

COMMUNITY JUSTICE

1000: General Fund

FY16 ADOPTED		FY17 ADOPTED		FY18 ADOPTED		POSITION DETAIL	Salary		FY19 PROPOSED		FY19 APPROVED		FY19 ADOPTED	
FTE	BASE AMT	FTE	BASE AMT	FTE	BASE AMT		MIN	MAX	FTE	BASE AMT	FTE	BASE AMT	FTE	BASE AMT
9.20	336,412	13.52	495,605	11.76	467,543	6001-Office Assistant 2	17.49	21.51	14.80	590,927	0.00	0	0.00	0
10.10	457,346	8.10	358,203	10.30	480,621	6002-Office Assistant/Sr	20.26	24.94	11.80	576,633	0.00	0	0.00	0
3.00	162,577	3.00	165,988	4.00	220,776	6003-Clerical Unit Coordinator	22.84	28.03	4.00	222,413	0.00	0	0.00	0
3.00	146,889	3.00	148,521	2.00	84,077	6005-Administrative Specialist	23.49	28.92	0.00	0	0.00	0	0.00	0
0.00	0	0.00	0	0.00	0	6005-Executive Specialist	23.49	28.92	2.00	99,332	0.00	0	0.00	0
1.00	43,738	1.00	45,572	1.00	47,472	6011-Contract Technician	20.26	24.94	1.00	50,599	0.00	0	0.00	0
3.00	184,925	0.00	0	0.00	0	6015-Contract Specialist	27.26	33.53	0.00	0	0.00	0	0.00	0
1.30	59,057	1.30	61,775	2.80	127,059	6020-Program Technician	20.26	24.94	1.60	80,889	0.00	0	0.00	0
3.50	207,543	4.75	270,213	3.00	173,972	6021-Program Specialist	27.26	33.53	3.00	183,691	0.00	0	0.00	0
1.00	56,914	1.00	58,838	0.00	0	6022-Program Coordinator	27.26	33.53	1.50	85,054	0.00	0	0.00	0
2.00	143,822	2.00	145,422	2.00	147,256	6026-Budget Analyst	32.51	40.02	2.00	159,466	0.00	0	0.00	0
2.90	144,023	2.00	103,726	2.00	106,507	6029-Finance Specialist 1	24.20	29.78	2.00	114,464	0.00	0	0.00	0
2.00	119,568	3.00	181,469	3.00	189,239	6030-Finance Specialist 2	28.03	34.48	3.00	201,712	0.00	0	0.00	0
0.00	0	3.00	205,598	3.00	214,754	6031-Contract Specialist/Sr	32.51	40.02	3.00	228,860	0.00	0	0.00	0
1.00	63,237	1.00	61,042	1.00	63,649	6032-Finance Specialist/Sr	33.52	41.21	1.00	71,902	0.00	0	0.00	0
1.80	121,941	3.80	240,113	4.80	306,258	6033-Administrative Analyst	28.03	34.48	4.80	322,400	0.00	0	0.00	0
3.00	225,397	3.00	241,388	2.00	170,572	6063-Project Manager	35.51	43.73	2.00	179,063	0.00	0	0.00	0
1.00	57,768	1.00	60,150	0.00	0	6073-Data Analyst	28.03	34.48	0.00	0	0.00	0	0.00	0
0.00	0	0.00	0	0.90	40,097	6074-Data Technician	22.16	27.26	0.30	16,670	0.00	0	0.00	0
1.00	85,852	1.00	86,807	1.00	87,902	6087-Research/Evaluation Analyst/Sr	35.51	43.73	1.00	90,950	0.00	0	0.00	0
4.68	325,998	5.00	369,314	6.00	457,693	6088-Program Specialist/Sr	32.51	40.02	4.00	320,013	0.00	0	0.00	0
0.00	0	0.00	0	0.00	0	6108-Logistics Evidence Tech	22.84	28.03	1.00	48,996	0.00	0	0.00	0
18.76	893,884	15.00	729,207	13.35	644,823	6157-Records Technician	20.87	25.68	9.00	470,268	0.00	0	0.00	0
1.00	80,936	0.50	33,284	0.75	58,306	6200-Program Communications Coordinator	33.53	41.22	0.75	62,124	0.00	0	0.00	0
1.00	44,858	1.00	46,432	1.00	48,420	6247-Victim Advocate	24.20	29.78	2.00	103,500	0.00	0	0.00	0
4.80	176,910	4.80	197,333	4.80	201,328	6260-Cook	18.52	22.84	5.00	207,576	0.00	0	0.00	0
4.80	153,337	4.00	129,186	4.00	134,402	6261-Food Service Worker	15.87	17.00	4.00	134,392	0.00	0	0.00	0
38.15	1,977,096	37.16	1,938,198	35.53	1,876,702	6266-Corrections Technician	22.16	27.26	35.66	1,952,618	0.00	0	0.00	0
9.16	475,026	9.28	483,125	9.72	514,218	6267-Community Works Leader	22.84	28.03	9.00	517,116	0.00	0	0.00	0
5.95	402,128	5.00	315,281	0.00	0	6268-Corrections Counselor	28.03	34.48	2.00	136,312	0.00	0	0.00	0
18.94	1,238,688	17.88	1,171,040	18.39	1,238,105	6272-Juvenile Counselor	28.92	35.51	17.50	1,281,415	0.00	0	0.00	0
53.00	2,991,629	50.00	2,941,396	52.13	3,085,784	6273-Juvenile Custody Services Spec	23.17	30.85	50.00	3,114,650	0.00	0	0.00	0

COMMUNITY JUSTICE

1000: General Fund

FY16 ADOPTED		FY17 ADOPTED		FY18 ADOPTED		POSITION DETAIL	Salary		FY19 PROPOSED		FY19 APPROVED		FY19 ADOPTED	
FTE	BASE AMT	FTE	BASE AMT	FTE	BASE AMT		MIN	MAX	FTE	BASE AMT	FTE	BASE AMT	FTE	BASE AMT
51.69	3,612,469	54.72	4,065,122	56.56	4,115,070	6276-Probation/Parole Officer	29.05	38.92	54.43	4,152,184	0.00	0	0.00	0
0.00	0	0.00	0	1.00	59,862	6278-Digital Forensics Examiner	29.78	36.62	1.00	68,147	0.00	0	0.00	0
0.20	8,703	0.20	9,003	0.20	9,731	6285-Juvenile Counseling Assistant	24.93	30.66	0.20	12,510	0.00	0	0.00	0
1.00	58,474	1.00	48,051	0.00	0	6297-Case Manager 2	24.20	29.78	0.00	0	0.00	0	0.00	0
0.00	0	0.00	0	0.00	0	6309-M & F Counselor Associate	28.03	34.48	0.90	64,553	0.00	0	0.00	0
1.40	44,753	1.56	51,063	1.80	61,177	6341-Program Aide	15.87	19.08	1.80	63,470	0.00	0	0.00	0
0.50	31,006	1.40	87,783	1.95	116,841	6344-Basic Skills Educator	25.68	31.58	0.00	0	0.00	0	0.00	0
1.55	99,481	1.36	94,496	2.13	147,209	6365-Mental Health Consultant	29.78	36.61	0.00	0	0.00	0	0.00	0
1.00	80,936	2.00	148,405	3.00	221,774	6456-Data Analyst/Sr	33.53	41.22	2.60	202,990	0.00	0	0.00	0
4.00	265,247	0.00	0	0.00	0	6500-Operations Process Specialist	28.03	34.48	0.00	0	0.00	0	0.00	0
0.00	0	4.00	281,364	4.75	351,761	6501-Business Process Consultant	34.48	42.47	4.75	382,294	0.00	0	0.00	0
3.00	167,426	3.00	176,553	2.90	171,561	9006-Administrative Analyst	24.71	34.59	2.85	187,376	0.00	0	0.00	0
1.00	54,901	1.00	66,031	1.00	69,131	9020-Nutrition Services Manager	27.25	38.14	1.00	73,661	0.00	0	0.00	0
0.00	0	0.00	0	0.00	0	9041-Research Scientist	33.34	50.00	0.80	55,685	0.00	0	0.00	0
2.60	155,387	2.80	172,546	3.00	182,033	9080-Human Resources Analyst 1	24.76	34.66	2.80	186,127	0.00	0	0.00	0
1.00	89,815	1.00	92,794	1.00	94,325	9335-Finance Supervisor	31.16	46.73	1.00	97,579	0.00	0	0.00	0
1.00	107,323	1.00	113,677	1.00	115,553	9336-Finance Manager	38.17	57.25	1.00	119,539	0.00	0	0.00	0
0.00	0	1.00	64,882	2.00	150,885	9361-Program Supervisor	28.60	44.13	4.00	279,499	0.00	0	0.00	0
1.90	198,878	1.90	184,920	1.90	194,106	9364-Manager 2	35.67	53.50	1.39	146,560	0.00	0	0.00	0
7.00	767,706	7.00	780,434	7.00	802,773	9365-Manager, Sr	38.17	57.25	8.00	944,496	0.00	0	0.00	0
1.00	112,001	1.00	113,677	1.00	115,553	9366-Quality Manager	38.17	57.25	0.68	81,287	0.00	0	0.00	0
2.00	257,578	2.00	255,539	1.93	250,644	9602-Division Director 2	44.52	66.78	1.81	249,903	0.00	0	0.00	0
1.00	168,785	1.00	171,311	1.00	174,138	9610-Department Director 1	53.92	86.28	1.00	180,146	0.00	0	0.00	0
1.00	144,705	1.00	146,871	1.00	149,040	9619-Deputy Director	46.23	73.97	1.00	154,445	0.00	0	0.00	0
21.62	1,914,124	20.22	1,897,404	21.38	2,038,692	9620-Community Justice Manager	33.34	50.00	20.54	2,038,968	0.00	0	0.00	0
1.00	120,960	1.00	115,393	1.00	120,812	9621-Human Resources Manager 2	41.22	61.83	1.00	125,794	0.00	0	0.00	0
3.80	251,192	2.80	171,253	3.00	214,804	9670-Human Resources Analyst 2	27.21	40.82	3.00	224,969	0.00	0	0.00	0
0.00	0	0.00	0	1.00	66,801	9710-Management Assistant	33.10	46.34	1.00	96,312	0.00	0	0.00	0
3.90	331,347	4.90	393,090	5.00	428,842	9748-Human Resources Analyst, Senior	31.16	46.73	6.00	526,533	0.00	0	0.00	0
1.00	86,854	1.00	90,802	1.00	95,066	9790-Public Relations Coordinator	36.49	51.09	1.00	101,295	0.00	0	0.00	0
0.00	13,549	0.00	23,047	0.00	10,175	SALARY/ACTG ADJUSTMENTS	N/A	N/A	0.00	11,310	0.00	0	0.00	0
325.20	20,521,099	324.95	21,099,737	328.73	21,715,894	TOTAL BUDGET			324.26	22,451,637	0.00	0	0.00	0

Community Justice

FUND 1505: Federal/State Program Fund

FY16 ACTUAL	FY17 ACTUAL	FY18 ADOPTED	FY18 REVISED	EXPENDITURE DETAIL	FY19 PROPOSED	FY19 APPROVED	FY19 ADOPTED
68,703	85,060	122,925	200,500	60155 - Direct Client Asst.	197,921	0	0
6,891,283	8,111,594	7,705,233	7,522,777	60160 - Pass-Thru & Pgm Supt	7,843,040	0	0
383,180	400,254	447,783	516,372	60170 - Professional Svcs	502,723	0	0
0	0	0	0	95106 - Settle Passthr/Supp	0	0	0
7,343,166	8,596,908	8,275,941	8,239,649	TOTAL Contractual Services	8,543,684	0	0
663,332	497,509	508,539	532,744	60350 - Central Indirect	552,458	0	0
2,017,384	2,180,154	2,136,490	2,209,032	60355 - Dept Indirect	2,631,859	0	0
339	0	0	0	60370 - Intl Svc Telephone	0	0	0
71,478	0	0	0	60380 - Intl Svc Data Proc	0	0	0
7,745	12,284	6,745	6,745	60410 - Intl Svc Motor Pool	7,238	0	0
3,148	1,430	0	0	60440 - Intl Svc Other	0	0	0
1,733	2,035	1,936	1,936	60460 - Intl Svc Dist/Postge	2,609	0	0
32,070	0	0	0	95107 - Settle Int Svc Expenses	0	0	0
823	1,243	0	0	95430 - Settle Bldg Mgmt Svc	0	0	0
2,798,051	2,694,654	2,653,710	2,750,457	TOTAL Internal Services	3,194,164	0	0
68,617	24,987	15,879	15,879	60180 - Printing	17,866	0	0
0	533	0	0	60200 - Communications	0	0	0
164	0	0	0	60220 - Repairs and Maint	0	0	0
19	0	50	50	60230 - Postage	50	0	0
40,497	24,192	53,584	65,408	60240 - Supplies	88,758	0	0
25,073	19,790	21,038	24,158	60246 - Med&Dental Supplies	41,089	0	0
142,822	163,344	178,884	178,884	60250 - Food	185,488	0	0
65,879	17,541	17,911	31,549	60260 - Travel & Training	32,877	0	0
1,844	812	2,627	2,627	60270 - Local Travel/Mileage	3,127	0	0
2,650	1,000	900	3,900	60340 - Dues & Subscriptions	4,800	0	0
8,487	0	0	0	95101 - Settle Matrl & Svcs	0	0	0
356,052	252,199	290,873	322,455	TOTAL Materials & Supplies	374,055	0	0
10,039,536	10,673,298	10,871,346	11,261,169	60000 - Permanent	11,698,057	0	0
65,899	12,896	78,363	274,764	60100 - Temporary	308,925	0	0
68,633	82,419	31,783	31,783	60110 - Overtime	32,880	0	0
224,830	232,215	213,595	205,465	60120 - Premium	265,895	0	0
3,468,194	3,919,229	4,337,773	4,476,051	60130 - Salary Related Expns	4,713,363	0	0
8,330	1,824	25,030	85,091	60135 - Non Base Fringe	94,950	0	0
2,915,994	3,209,050	3,347,253	3,476,266	60140 - Insurance Benefits	3,661,394	0	0
1,974	280	21,164	87,771	60145 - Non Base Insurance	107,106	0	0
2,509	0	0	0	90001 - ATYP Posting (CATS)	0	0	0
19,998	0	0	0	90002 - ATYP On Call (CATS)	0	0	0
382,949	822,267	0	0	95102 - Settle Labor	0	0	0
433	0	0	0	95200 - ATYP Clean Up (Cent)	0	0	0
17,199,280	18,953,478	18,926,307	19,898,360	TOTAL Personnel	20,882,570	0	0
27,696,548	30,497,239	30,146,831	31,210,921	TOTAL FUND 1505: Federal/State Program Fund	32,994,473	0	0

COMMUNITY JUSTICE

1505: Federal/State Program Fund

FY16 ADOPTED		FY17 ADOPTED		FY18 ADOPTED		POSITION DETAIL	Salary		FY19 PROPOSED		FY19 APPROVED		FY19 ADOPTED	
FTE	BASE AMT	FTE	BASE AMT	FTE	BASE AMT		MIN	MAX	FTE	BASE AMT	FTE	BASE AMT	FTE	BASE AMT
2.63	103,000	0.00	0	0.00	0	6001-Office Assistant 2	17.49	21.51	0.00	0	0.00	0	0.00	0
1.00	47,523	1.00	48,051	0.00	0	6002-Office Assistant/Sr	20.26	24.94	0.00	0	0.00	0	0.00	0
4.00	212,704	1.00	55,675	0.00	0	6003-Clerical Unit Coordinator	22.84	28.03	0.00	0	0.00	0	0.00	0
1.00	53,524	0.00	0	0.00	0	6021-Program Specialist	27.26	33.53	0.00	0	0.00	0	0.00	0
1.00	55,062	1.00	57,834	2.00	121,230	6033-Administrative Analyst	28.03	34.48	1.00	64,271	0.00	0	0.00	0
0.00	0	0.00	0	0.00	0	6047-Community Health Specialist 2	20.87	25.68	2.00	86,818	0.00	0	0.00	0
0.00	0	0.75	32,998	0.85	43,569	6074-Data Technician	22.16	27.26	1.70	95,600	0.00	0	0.00	0
1.00	55,062	0.00	0	0.00	0	6086-Research/Evaluation Analyst 2	28.03	34.48	0.00	0	0.00	0	0.00	0
0.32	22,206	0.00	0	0.00	0	6088-Program Specialist/Sr	32.51	40.02	0.00	0	0.00	0	0.00	0
0.00	0	0.00	0	0.00	0	6151-Mcso Records Coordinator	24.94	30.67	1.00	53,420	0.00	0	0.00	0
18.00	850,644	25.00	1,202,615	26.65	1,295,800	6157-Records Technician	20.87	25.68	26.00	1,319,278	0.00	0	0.00	0
12.25	597,286	11.73	576,292	14.63	741,630	6266-Corrections Technician	22.16	27.26	16.83	888,071	0.00	0	0.00	0
1.84	98,047	1.72	94,069	1.07	60,206	6267-Community Works Leader	22.84	28.03	0.00	0	0.00	0	0.00	0
9.00	544,915	9.00	562,797	7.00	451,564	6268-Corrections Counselor	28.03	34.48	7.00	484,897	0.00	0	0.00	0
11.06	726,666	12.12	799,396	11.61	758,269	6272-Juvenile Counselor	28.92	35.51	11.50	786,777	0.00	0	0.00	0
20.00	1,006,204	10.00	500,434	8.87	456,831	6273-Juvenile Custody Services Spec	23.17	30.85	11.00	586,463	0.00	0	0.00	0
75.60	5,197,050	71.12	5,226,024	68.07	5,010,260	6276-Probation/Parole Officer	29.05	38.92	70.94	5,462,336	0.00	0	0.00	0
0.80	34,811	0.80	36,014	0.80	38,926	6285-Juvenile Counseling Assistant	24.93	30.66	0.80	50,040	0.00	0	0.00	0
0.00	0	0.00	0	1.00	57,981	6297-Case Manager 2	24.20	29.78	1.00	61,796	0.00	0	0.00	0
0.60	40,647	0.60	33,405	0.00	0	6309-M & F Counselor Associate	28.03	34.48	0.00	0	0.00	0	0.00	0
0.40	12,201	0.24	7,682	0.00	0	6341-Program Aide	15.87	19.08	0.00	0	0.00	0	0.00	0
0.23	13,886	0.00	0	0.19	12,064	6344-Basic Skills Educator	25.68	31.58	0.00	0	0.00	0	0.00	0
8.45	607,647	6.64	444,851	4.87	320,438	6365-Mental Health Consultant	29.78	36.61	6.00	415,127	0.00	0	0.00	0
0.00	0	0.00	0	0.54	40,655	6369-Marriage And Family Counselor	31.58	38.86	0.51	40,521	0.00	0	0.00	0
0.00	0	0.00	0	1.00	67,407	6456-Data Analyst/Sr	33.53	41.22	1.40	111,248	0.00	0	0.00	0
2.00	111,898	2.00	152,490	2.00	134,417	9361-Program Supervisor	28.60	44.13	2.00	173,754	0.00	0	0.00	0
0.00	0	0.00	0	0.00	0	9366-Quality Manager	38.17	57.25	0.32	38,253	0.00	0	0.00	0
12.58	1,120,746	12.98	1,231,191	12.82	1,259,077	9620-Community Justice Manager	33.34	50.00	9.79	979,239	0.00	0	0.00	0
0.00	21,571	0.00	27,346	0.00	1,022	SALARY/ACTG ADJUSTMENTS	N/A	N/A	0.00	148	0.00	0	0.00	0
183.76	11,533,300	167.70	11,089,164	163.97	10,871,346	TOTAL BUDGET			170.79	11,698,057	0.00	0	0.00	0

Community Justice

FUND 1516: Justice Services Special Ops Fund

FY16 ACTUAL	FY17 ACTUAL	FY18 ADOPTED	FY18 REVISED	EXPENDITURE DETAIL	FY19 PROPOSED	FY19 APPROVED	FY19 ADOPTED
1,426	2,399	15,307	15,307	60155 - Direct Client Asst.	500	0	0
6,717	50	10,500	10,500	60160 - Pass-Thru & Pgm Supt	10,500	0	0
101,997	124,149	141,558	139,704	60170 - Professional Svcs	145,487	0	0
110,140	126,598	167,365	165,511	TOTAL Contractual Services	156,487	0	0
54,045	43,346	51,163	49,429	60350 - Central Indirect	47,974	0	0
169,115	202,940	226,718	219,032	60355 - Dept Indirect	233,886	0	0
3,234	4,140	3,479	3,479	60370 - Intl Svc Telephone	4,030	0	0
324	0	123	123	60410 - Intl Svc Motor Pool	325	0	0
41,417	45,066	49,559	49,559	60430 - Intl Svc Bldg Mgmt	55,425	0	0
12,455	12,160	13,510	13,510	60440 - Intl Svc Other	14,096	0	0
6,914	5,024	4,885	4,885	60460 - Intl Svc Dist/Postge	5,925	0	0
898	849	0	0	95430 - Settle Bldg Mgmt Svc	0	0	0
288,402	313,525	349,437	340,017	TOTAL Internal Services	361,661	0	0
3,461	10,386	4,770	6,985	60180 - Printing	4,966	0	0
13,859	1,324	250	250	60200 - Communications	0	0	0
116	29	300	300	60230 - Postage	300	0	0
12,722	3,292	7,906	5,691	60240 - Supplies	5,447	0	0
66	0	0	0	60246 - Med&Dental Supplies	0	0	0
8,236	15,374	12,069	12,069	60260 - Travel & Training	12,069	0	0
927	917	1,200	1,200	60270 - Local Travel/Mileage	1,200	0	0
2,918	4,008	0	0	60320 - Refunds	0	0	0
3,363	4,975	1,894	1,894	60340 - Dues & Subscriptions	1,894	0	0
45,668	40,304	28,389	28,389	TOTAL Materials & Supplies	25,876	0	0
974,412	979,544	1,114,686	1,079,534	60000 - Permanent	995,976	0	0
64,042	44,966	0	0	60100 - Temporary	0	0	0
302	1,001	0	0	60110 - Overtime	0	0	0
23,267	17,797	15,614	15,614	60120 - Premium	12,404	0	0
325,398	331,053	416,393	405,165	60130 - Salary Related Expns	407,308	0	0
11,060	6,983	0	0	60135 - Non Base Fringe	0	0	0
302,222	313,003	355,316	337,220	60140 - Insurance Benefits	297,760	0	0
1,390	1,537	0	0	60145 - Non Base Insurance	0	0	0
3,040	0	0	0	90001 - ATYP Posting (CATS)	0	0	0
72,444	-53,975	0	0	95102 - Settle Labor	0	0	0
1,777,576	1,641,909	1,902,009	1,837,533	TOTAL Personnel	1,713,448	0	0
2,221,786	2,122,336	2,447,200	2,371,450	TOTAL FUND 1516: Justice Services Special Ops Fund	2,257,472	0	0

COMMUNITY JUSTICE

1516: Justice Services Special Ops Fund

FY16 ADOPTED		FY17 ADOPTED		FY18 ADOPTED		POSITION DETAIL	Salary		FY19 PROPOSED		FY19 APPROVED		FY19 ADOPTED	
FTE	BASE AMT	FTE	BASE AMT	FTE	BASE AMT		MIN	MAX	FTE	BASE AMT	FTE	BASE AMT	FTE	BASE AMT
1.17	45,506	0.48	18,968	1.24	45,049	6001-Office Assistant 2	17.49	21.51	0.00	0	0.00	0	0.00	0
2.00	92,593	1.00	48,051	1.00	50,128	6002-Office Assistant/Sr	20.26	24.94	1.00	51,867	0.00	0	0.00	0
0.00	0	1.00	57,690	1.00	60,168	6022-Program Coordinator	27.26	33.53	1.00	64,113	0.00	0	0.00	0
2.24	106,035	0.00	0	0.00	0	6157-Records Technician	20.87	25.68	0.00	0	0.00	0	0.00	0
4.35	225,622	6.86	350,042	4.59	241,408	6266-Corrections Technician	22.16	27.26	2.51	129,518	0.00	0	0.00	0
0.00	0	0.00	0	0.21	11,839	6267-Community Works Leader	22.84	28.03	0.00	0	0.00	0	0.00	0
3.71	275,474	3.16	229,471	4.07	294,772	6276-Probation/Parole Officer	29.05	38.92	2.13	131,375	0.00	0	0.00	0
1.20	76,632	1.40	88,001	2.00	124,924	6309-M & F Counselor Associate	28.03	34.48	0.90	57,844	0.00	0	0.00	0
3.00	228,900	3.00	228,102	2.46	180,161	6369-Marriage And Family Counselor	31.58	38.86	2.50	192,275	0.00	0	0.00	0
0.00	0	0.00	0	0.10	6,736	9006-Administrative Analyst	24.71	34.59	0.15	10,766	0.00	0	0.00	0
0.10	10,467	0.10	8,742	0.10	9,568	9364-Manager 2	35.67	53.50	0.61	54,497	0.00	0	0.00	0
0.00	0	0.00	0	0.07	9,191	9602-Division Director 2	44.52	66.78	0.19	26,492	0.00	0	0.00	0
0.80	73,790	0.80	77,144	0.80	80,742	9620-Community Justice Manager	33.34	50.00	2.67	277,229	0.00	0	0.00	0
18.57	1,135,019	17.80	1,106,211	17.64	1,114,686	TOTAL BUDGET			13.66	995,976	0.00	0	0.00	0

Community Justice

FUND 1519: Video Lottery Fund

FY16 ACTUAL	FY17 ACTUAL	FY18 ADOPTED	FY18 REVISED	EXPENDITURE DETAIL	FY19 PROPOSED	FY19 APPROVED	FY19 ADOPTED
7,404	17,953	76,932	76,932	60155 - Direct Client Asst.	76,932	0	0
4,014	5,764	0	0	60170 - Professional Svcs	0	0	0
11,418	23,717	76,932	76,932	TOTAL Contractual Services	76,932	0	0
36	0	0	0	60410 - Intl Svc Motor Pool	0	0	0
1,665	1,885	3,573	3,573	60460 - Intl Svc Dist/Postge	2,459	0	0
198	0	0	0	95430 - Settle Bldg Mgmt Svc	0	0	0
1,899	1,885	3,573	3,573	TOTAL Internal Services	2,459	0	0
3,806	0	0	0	60180 - Printing	0	0	0
12,730	667	6,710	6,710	60240 - Supplies	6,710	0	0
5,800	3,632	0	0	60260 - Travel & Training	0	0	0
0	0	472	472	60270 - Local Travel/Mileage	472	0	0
6,499	6,625	0	0	60340 - Dues & Subscriptions	0	0	0
28,835	10,924	7,182	7,182	TOTAL Materials & Supplies	7,182	0	0
1,238,913	1,041,683	1,300,128	1,300,128	60000 - Permanent	1,174,658	0	0
7,100	32,524	16,894	16,894	60100 - Temporary	17,477	0	0
70	38	0	0	60110 - Overtime	0	0	0
12,818	10,305	7,020	7,020	60120 - Premium	7,391	0	0
414,488	356,413	473,716	473,716	60130 - Salary Related Expns	441,153	0	0
597	6,557	1,419	1,419	60135 - Non Base Fringe	1,470	0	0
382,403	321,718	401,845	401,845	60140 - Insurance Benefits	363,409	0	0
156	706	313	313	60145 - Non Base Insurance	280	0	0
213,286	470,202	0	0	95102 - Settle Labor	0	0	0
2,269,831	2,240,145	2,201,335	2,201,335	TOTAL Personnel	2,005,838	0	0
2,311,982	2,276,671	2,289,022	2,289,022	TOTAL FUND 1519: Video Lottery Fund	2,092,411	0	0

COMMUNITY JUSTICE

1519: Video Lottery Fund

FY16 ADOPTED		FY17 ADOPTED		FY18 ADOPTED		POSITION DETAIL	Salary		FY19 PROPOSED		FY19 APPROVED		FY19 ADOPTED	
FTE	BASE AMT	FTE	BASE AMT	FTE	BASE AMT		MIN	MAX	FTE	BASE AMT	FTE	BASE AMT	FTE	BASE AMT
3.00	105,261	3.00	109,541	0.00	0	6001-Office Assistant 2	17.49	21.51	0.00	0	0.00	0	0.00	0
0.00	0	1.00	39,016	0.00	0	6002-Office Assistant/Sr	20.26	24.94	0.00	0	0.00	0	0.00	0
3.00	152,437	1.00	54,120	3.00	149,789	6266-Corrections Technician	22.16	27.26	2.00	113,406	0.00	0	0.00	0
10.05	675,563	9.00	616,491	14.00	897,056	6268-Corrections Counselor	28.03	34.48	12.00	794,989	0.00	0	0.00	0
4.18	247,121	3.50	210,213	0.81	51,429	6344-Basic Skills Educator	25.68	31.58	1.00	65,695	0.00	0	0.00	0
2.00	187,583	3.00	255,802	2.00	201,854	9620-Community Justice Manager	33.34	50.00	2.00	200,568	0.00	0	0.00	0
22.23	1,367,965	20.50	1,285,183	19.81	1,300,128	TOTAL BUDGET			17.00	1,174,658	0.00	0	0.00	0

Community Services

FUND 1000: General Fund

FY16 ACTUAL	FY17 ACTUAL	FY18 ADOPTED	FY18 REVISED	EXPENDITURE DETAIL	FY19 PROPOSED	FY19 APPROVED	FY19 ADOPTED
-206	0	0	0	60540 - Other Improvements	0	0	0
239,559	12,312	350,000	350,000	60550 - Capital Equipment	0	0	0
239,353	12,312	350,000	350,000	TOTAL Capital Outlay	0	0	0
70,000	70,000	0	0	60150 - Cnty Match & Sharing	0	0	0
4,709	33,488	0	0	60155 - Direct Client Asst.	0	0	0
95,240	0	0	0	60160 - Pass-Thru & Pgm Supt	0	0	0
745,599	658,141	760,192	759,744	60170 - Professional Svcs	828,215	0	0
915,548	761,629	760,192	759,744	TOTAL Contractual Services	828,215	0	0
0	0	0	0	60350 - Central Indirect	0	0	0
91,554	91,326	88,688	88,688	60370 - Intl Svc Telephone	97,279	0	0
1,149,043	1,232,413	1,491,340	1,491,340	60380 - Intl Svc Data Proc	1,416,013	0	0
225,708	207,202	208,536	208,536	60410 - Intl Svc Motor Pool	272,977	0	0
-521	0	0	0	60420 - Intl Svc Electronics	0	0	0
903,098	1,092,213	1,152,973	1,152,973	60430 - Intl Svc Bldg Mgmt	1,288,013	0	0
5,706	7,737	122,900	122,900	60440 - Intl Svc Other	128,400	0	0
101,163	122,165	116,172	116,172	60460 - Intl Svc Dist/Postge	101,920	0	0
78,433	363,724	0	0	95430 - Settle Bldg Mgmt Svc	0	0	0
2,554,184	3,116,778	3,180,609	3,180,609	TOTAL Internal Services	3,304,602	0	0
380,285	633,526	677,841	666,841	60180 - Printing	795,902	0	0
655	718	0	0	60190 - Utilities	0	0	0
22,223	44,706	15,480	15,480	60200 - Communications	12,640	0	0
7,492	14,305	25,230	25,230	60210 - Rentals	32,674	0	0
33,365	45,370	79,798	79,798	60220 - Repairs and Maint	70,500	0	0
132,818	204,457	329,779	329,779	60230 - Postage	316,395	0	0
401,003	417,506	347,325	332,768	60240 - Supplies	306,551	0	0
646	103,892	0	0	60246 - Med&Dental Supplies	172,668	0	0
0	5,879	0	0	60250 - Food	6,000	0	0
33,718	34,200	59,122	58,122	60260 - Travel & Training	52,100	0	0
2,619	3,891	5,180	5,180	60270 - Local Travel/Mileage	5,560	0	0
53,187	130,254	118,280	118,280	60290 - Software, Subscription Computing & Maintenance	166,520	0	0
0	1,732	0	0	60310 - Pharmaceuticals	1,500	0	0
7,920	6,505	7,000	7,000	60340 - Dues & Subscriptions	12,300	0	0
596	777	0	0	60660 - Goods Issue	0	0	0
-400	-400	0	0	60680 - Cash Discounts Taken	0	0	0
3,657	4,052	0	0	92002 - Equipment Use	0	0	0
0	91,010	0	0	93001 - Assess Matrl & Svcs	0	0	0
262	1,454	0	0	95101 - Settle Matrl & Svcs	0	0	0
1,080,047	1,743,833	1,665,035	1,638,478	TOTAL Materials & Supplies	1,951,310	0	0
4,708,081	5,174,410	5,662,586	5,683,522	60000 - Permanent	6,116,622	0	0
368,685	410,994	434,429	432,429	60100 - Temporary	489,108	0	0
126,128	173,209	113,099	112,099	60110 - Overtime	120,548	0	0

Community Services

FUND 1000: General Fund

FY16 ACTUAL	FY17 ACTUAL	FY18 ADOPTED	FY18 REVISED	EXPENDITURE DETAIL	FY19 PROPOSED	FY19 APPROVED	FY19 ADOPTED
19,394	19,449	19,343	19,343	60120 - Premium	12,687	0	0
1,463,501	1,704,203	1,978,049	1,986,132	60130 - Salary Related Expns	2,176,018	0	0
55,574	52,250	28,591	28,591	60135 - Non Base Fringe	36,845	0	0
1,519,287	1,691,486	1,862,656	1,864,194	60140 - Insurance Benefits	2,052,952	0	0
10,477	11,032	8,175	8,175	60145 - Non Base Insurance	7,837	0	0
216,107	258,607	0	0	90001 - ATYP Posting (CATS)	0	0	0
-3,903	6,352	0	0	90002 - ATYP On Call (CATS)	0	0	0
2,507	3,915	0	0	92001 - Sheriff Office OT (CATS)	0	0	0
84,161	25,365	0	0	93002 - Assess Labor	0	0	0
243	8,949	0	0	95102 - Settle Labor	0	0	0
8,570,243	9,540,222	10,106,928	10,134,485	TOTAL Personnel	11,012,617	0	0
13,359,375	15,174,773	16,062,764	16,063,316	TOTAL FUND 1000: General Fund	17,096,744	0	0

COMMUNITY SERVICES

1000: General Fund

FY16 ADOPTED		FY17 ADOPTED		FY18 ADOPTED		POSITION DETAIL	Salary		FY19 PROPOSED		FY19 APPROVED		FY19 ADOPTED	
FTE	BASE AMT	FTE	BASE AMT	FTE	BASE AMT		MIN	MAX	FTE	BASE AMT	FTE	BASE AMT	FTE	BASE AMT
11.00	400,307	11.00	410,862	11.00	412,787	6001-Office Assistant 2	17.49	21.51	11.00	435,685	0.00	0	0.00	0
8.00	362,451	8.00	371,758	8.00	376,271	6002-Office Assistant/Sr	20.26	24.94	7.00	352,148	0.00	0	0.00	0
0.00	0	0.00	0	0.00	0	6005-Executive Specialist	23.49	28.92	1.00	55,992	0.00	0	0.00	0
0.00	0	0.00	0	1.00	44,444	6020-Program Technician	20.26	24.94	1.00	45,984	0.00	0	0.00	0
3.00	177,195	4.00	237,682	6.00	360,379	6021-Program Specialist	27.26	33.53	6.00	372,468	0.00	0	0.00	0
4.00	222,452	3.00	174,316	3.00	181,452	6022-Program Coordinator	27.26	33.53	2.00	128,337	0.00	0	0.00	0
1.00	71,911	1.00	72,711	1.00	73,628	6026-Budget Analyst	32.51	40.02	1.00	83,231	0.00	0	0.00	0
1.00	67,745	1.00	68,499	1.00	69,363	6033-Administrative Analyst	28.03	34.48	1.00	71,725	0.00	0	0.00	0
1.00	48,123	1.00	50,385	1.00	52,528	6054-Administrative Assistant	N/A	N/A	0.00	0	0.00	0	0.00	0
4.00	131,539	4.00	139,350	4.00	144,888	6062-Animal Care Aide	16.01	19.64	8.00	285,754	0.00	0	0.00	0
1.00	85,852	1.00	86,807	1.00	87,902	6063-Project Manager	35.51	43.73	1.00	90,950	0.00	0	0.00	0
9.00	381,579	11.00	459,925	9.00	384,011	6065-Animal Care Technician	18.52	22.84	9.00	398,597	0.00	0	0.00	0
4.00	204,994	4.00	199,808	4.00	205,032	6066-Veterinary Technician	22.16	27.26	4.00	215,117	0.00	0	0.00	0
8.00	406,958	8.00	409,675	8.00	420,731	6067-Animal Control Officer 2	22.84	28.03	8.00	433,275	0.00	0	0.00	0
0.00	0	0.00	0	1.00	54,933	6068-Planner 1	27.26	33.52	1.00	58,612	0.00	0	0.00	0
2.00	89,380	2.00	86,960	2.00	83,725	6069-Animal Control Officer 1	19.64	24.20	2.00	89,249	0.00	0	0.00	0
2.00	82,907	2.00	81,440	2.00	80,334	6072-Animal Control Dispatcher	19.64	24.20	2.00	84,264	0.00	0	0.00	0
6.00	404,592	6.00	409,092	0.00	0	6075-Planner	30.66	37.72	0.00	0	0.00	0	0.00	0
0.00	0	0.00	0	4.00	273,171	6075-Planner 2	30.66	37.72	4.00	294,758	0.00	0	0.00	0
2.00	152,847	2.00	141,465	3.00	236,646	6078-Planner/Sr	34.48	42.46	3.00	252,163	0.00	0	0.00	0
1.00	55,062	0.00	0	0.00	0	6086-Research/Evaluation Analyst 2	28.03	34.48	0.00	0	0.00	0	0.00	0
0.00	0	1.00	70,531	1.00	82,471	6087-Research/Evaluation Analyst/Sr	35.51	43.73	0.00	0	0.00	0	0.00	0
2.00	144,920	2.00	148,489	2.00	152,456	6088-Program Specialist/Sr	32.51	40.02	2.00	159,960	0.00	0	0.00	0
2.00	153,387	2.00	148,405	2.00	152,068	6200-Program Communications Coordinator	33.53	41.22	2.00	159,424	0.00	0	0.00	0
1.00	59,458	1.00	62,161	1.00	69,812	9006-Administrative Analyst	24.71	34.59	1.00	72,221	0.00	0	0.00	0
0.00	0	0.00	0	0.00	0	9025-Operations Supervisor	24.71	34.59	2.00	110,219	0.00	0	0.00	0
0.00	0	0.00	0	0.00	0	9041-Research Scientist	33.34	50.00	1.00	90,935	0.00	0	0.00	0
1.00	41,772	0.00	0	0.00	0	9061-Human Resources Technician	21.35	29.89	0.00	0	0.00	0	0.00	0
0.00	0	1.00	68,826	1.00	58,867	9080-Human Resources Analyst 1	24.76	34.66	1.00	62,724	0.00	0	0.00	0
1.00	74,666	1.00	113,676	1.00	120,841	9336-Finance Manager	38.17	57.25	1.00	120,841	0.00	0	0.00	0
3.00	194,506	2.00	137,076	3.00	212,824	9361-Program Supervisor	28.60	44.13	2.00	131,489	0.00	0	0.00	0
1.20	145,152	2.00	223,860	2.00	230,633	9601-Division Director 1	41.22	61.83	1.00	112,772	0.00	0	0.00	0

COMMUNITY SERVICES

1000: General Fund

FY16 ADOPTED		FY17 ADOPTED		FY18 ADOPTED		POSITION DETAIL	Salary		FY19 PROPOSED		FY19 APPROVED		FY19 ADOPTED	
FTE	BASE AMT	FTE	BASE AMT	FTE	BASE AMT		MIN	MAX	FTE	BASE AMT	FTE	BASE AMT	FTE	BASE AMT
0.00	0	0.00	0	0.00	0	9602-Division Director 2	44.52	66.78	1.00	139,430	0.00	0	0.00	0
1.00	157,273	1.00	164,422	1.00	172,143	9610-Department Director 1	53.92	86.28	1.00	180,146	0.00	0	0.00	0
0.00	0	1.00	68,123	1.00	73,547	9615-Program Manager 1	33.10	51.09	1.00	84,618	0.00	0	0.00	0
0.00	0	1.00	91,795	1.00	149,295	9619-Deputy Director	46.23	73.97	1.00	154,445	0.00	0	0.00	0
1.00	116,757	1.00	122,064	1.00	124,796	9621-Human Resources Manager 2	41.22	61.83	1.00	129,101	0.00	0	0.00	0
1.00	100,291	1.00	104,850	1.00	109,773	9666-Elections Manager	38.17	57.25	1.00	116,966	0.00	0	0.00	0
0.00	0	1.00	66,031	1.00	69,131	9670-Human Resources Analyst 2	27.21	40.82	1.00	56,819	0.00	0	0.00	0
1.00	64,748	1.00	92,005	1.00	93,523	9710-Management Assistant	33.10	46.34	1.00	96,749	0.00	0	0.00	0
1.00	71,881	1.00	60,696	0.00	0	9720-Operations Administrator	27.25	38.14	0.00	0	0.00	0	0.00	0
2.00	178,157	2.00	186,255	2.00	186,933	9746-Veterinarian	41.22	61.83	2.00	199,183	0.00	0	0.00	0
2.00	145,376	1.00	61,862	1.00	94,325	9748-Human Resources Analyst, Senior	31.16	46.73	2.00	178,599	0.00	0	0.00	0
0.00	42,661	0.00	52,989	0.00	-33,077	SALARY/ACTG ADJUSTMENTS	N/A	N/A	0.00	11,672	0.00	0	0.00	0
88.20	5,036,899	92.00	5,444,851	93.00	5,662,586	TOTAL BUDGET			97.00	6,116,622	0.00	0	0.00	0

Community Services

FUND 1501: Road Fund

FY16 ACTUAL	FY17 ACTUAL	FY18 ADOPTED	FY18 REVISED	EXPENDITURE DETAIL	FY19 PROPOSED	FY19 APPROVED	FY19 ADOPTED
0	441,697	0	0	60520 - Land	0	0	0
40,200	457	10,265,000	10,265,000	60540 - Other Improvements	22,832,600	0	0
14,586	5,590	0	0	60550 - Capital Equipment	0	0	0
54,786	447,744	10,265,000	10,265,000	TOTAL Capital Outlay	22,832,600	0	0
30,434,024	30,859,288	34,296,008	34,296,008	60150 - Cnty Match & Sharing	40,001,300	0	0
0	13,872	0	0	60155 - Direct Client Asst.	25,000	0	0
18,100	6,294	32,000	32,000	60160 - Pass-Thru & Pgm Supt	35,000	0	0
2,272,300	705,584	894,180	894,180	60170 - Professional Svcs	1,447,036	0	0
32,724,424	31,585,037	35,222,188	35,222,188	TOTAL Contractual Services	41,508,336	0	0
417,195	154,029	169,140	169,140	60350 - Central Indirect	198,342	0	0
328,578	384,490	469,066	469,066	60355 - Dept Indirect	783,866	0	0
35,321	39,865	38,447	38,447	60370 - Intl Svc Telephone	55,446	0	0
449,872	483,344	655,268	655,268	60380 - Intl Svc Data Proc	708,422	0	0
997,088	1,130,819	1,169,178	1,169,178	60410 - Intl Svc Motor Pool	1,319,311	0	0
1,854	-315	0	0	60420 - Intl Svc Electronics	0	0	0
425,882	422,570	511,045	511,045	60430 - Intl Svc Bldg Mgmt	613,243	0	0
116,335	128,270	315,000	315,000	60440 - Intl Svc Other	454,000	0	0
311,857	384,507	291,832	291,832	60450 - IntlSvcReimbCapDebRe	291,832	0	0
22,043	10,907	15,625	15,625	60460 - Intl Svc Dist/Postge	14,056	0	0
140,767	27,206	0	0	95430 - Settle Bldg Mgmt Svc	0	0	0
3,246,793	3,165,691	3,634,601	3,634,601	TOTAL Internal Services	4,438,518	0	0
9,981	13,259	5,400	5,400	60180 - Printing	5,400	0	0
28,743	38,404	30,500	30,500	60190 - Utilities	35,500	0	0
12,251	17,076	17,300	17,300	60200 - Communications	20,460	0	0
1,611	12,280	0	0	60210 - Rentals	2,500	0	0
71,326	186,605	206,000	206,000	60220 - Repairs and Maint	224,000	0	0
2,877	314	0	0	60230 - Postage	0	0	0
691,800	760,334	1,284,200	1,284,200	60240 - Supplies	1,388,878	0	0
0	96	0	0	60246 - Med&Dental Supplies	0	0	0
38,712	39,565	41,250	41,250	60260 - Travel & Training	41,750	0	0
1,669	631	2,280	2,280	60270 - Local Travel/Mileage	2,100	0	0
98,750	117,190	46,000	46,000	60290 - Software, Subscription Computing & Maintenance	148,000	0	0
5,541	21,228	7,800	7,800	60340 - Dues & Subscriptions	12,300	0	0
-1	0	0	0	60640 - Goods Issue w/o Purchase Order	0	0	0
369,151	186,749	176,000	176,000	60660 - Goods Issue	176,000	0	0
-134	-208	0	0	60680 - Cash Discounts Taken	0	0	0
-1,714	-10,790	0	0	92002 - Equipment Use	0	0	0
0	-132,745	0	0	93001 - Assess Matrl & Svcs	0	0	0
-1,392	-38,583	0	0	95101 - Settle Matrl & Svcs	0	0	0
0	0	0	0	95110 - Settle Inv Accnt	0	0	0
-768	-20	0	0	95112 - Settle Equip Use	0	0	0

Community Services

FUND 1501: Road Fund

FY16 ACTUAL	FY17 ACTUAL	FY18 ADOPTED	FY18 REVISED	EXPENDITURE DETAIL	FY19 PROPOSED	FY19 APPROVED	FY19 ADOPTED
1,328,401	1,211,385	1,816,730	1,816,730	TOTAL Materials & Supplies	2,056,888	0	0
3,622,527	3,789,867	4,246,255	4,246,255	60000 - Permanent	4,614,818	0	0
116,856	98,878	366,000	366,000	60100 - Temporary	402,385	0	0
84,547	166,149	68,500	68,500	60110 - Overtime	95,500	0	0
9,930	5,372	5,200	5,200	60120 - Premium	5,200	0	0
1,114,782	1,288,774	1,478,846	1,478,846	60130 - Salary Related Expns	1,645,702	0	0
18,815	14,372	12,200	12,200	60135 - Non Base Fringe	19,200	0	0
1,103,651	1,198,711	1,334,742	1,334,742	60140 - Insurance Benefits	1,462,988	0	0
2,849	2,454	7,300	7,300	60145 - Non Base Insurance	8,000	0	0
-301,849	-235,491	0	0	90001 - ATYP Posting (CATS)	0	0	0
-1,914	-6,409	0	0	90002 - ATYP On Call (CATS)	0	0	0
-3,159	-81,151	0	0	93002 - Assess Labor	0	0	0
-12,538	-27,764	0	0	95102 - Settle Labor	0	0	0
5,754,495	6,213,761	7,519,043	7,519,043	TOTAL Personnel	8,253,793	0	0
43,108,899	42,623,618	58,457,562	58,457,562	TOTAL FUND 1501: Road Fund	79,090,135	0	0

COMMUNITY SERVICES

1501: Road Fund

FY16 ADOPTED		FY17 ADOPTED		FY18 ADOPTED		POSITION DETAIL	Salary		FY19 PROPOSED		FY19 APPROVED		FY19 ADOPTED	
FTE	BASE AMT	FTE	BASE AMT	FTE	BASE AMT		MIN	MAX	FTE	BASE AMT	FTE	BASE AMT	FTE	BASE AMT
1.00	62,356	1.00	63,050	1.00	63,211	3105-Sign Fabricator	31.75	31.75	1.00	66,040	0.00	0	0.00	0
1.00	40,983	1.00	33,740	1.00	37,899	6001-Office Assistant 2	17.49	21.51	1.00	37,089	0.00	0	0.00	0
0.00	0	0.00	0	0.00	0	6002-Office Assistant/Sr	20.26	24.94	0.50	21,069	0.00	0	0.00	0
1.00	55,917	1.00	57,259	1.00	59,724	6015-Contract Specialist	27.26	33.53	1.00	63,642	0.00	0	0.00	0
1.00	47,643	0.00	0	0.00	0	6020-Program Technician	20.26	24.94	0.00	0	0.00	0	0.00	0
2.00	107,377	2.00	109,925	1.00	56,376	6029-Finance Specialist 1	24.20	29.78	1.00	61,934	0.00	0	0.00	0
1.00	51,912	1.00	62,702	0.00	0	6030-Finance Specialist 2	28.03	34.48	0.00	0	0.00	0	0.00	0
1.00	61,714	1.00	64,250	2.00	132,441	6032-Finance Specialist/Sr	33.52	41.21	3.00	214,952	0.00	0	0.00	0
0.00	0	1.00	70,531	0.00	0	6063-Project Manager	35.51	43.73	0.00	0	0.00	0	0.00	0
1.00	55,062	1.00	57,412	1.00	59,870	6073-Data Analyst	28.03	34.48	1.00	63,787	0.00	0	0.00	0
2.00	127,330	2.00	136,583	2.00	139,790	6076-Transportation Planning Specialist	30.67	37.73	2.00	141,494	0.00	0	0.00	0
1.00	74,630	1.00	66,568	1.00	71,604	6078-Planner/Sr	34.48	42.46	1.00	76,340	0.00	0	0.00	0
1.00	75,558	1.00	78,704	1.00	80,484	6088-Program Specialist/Sr	32.51	40.02	1.00	83,232	0.00	0	0.00	0
1.00	44,856	1.00	45,355	1.00	45,927	6092-Maintenance Worker	18.52	22.84	1.00	47,501	0.00	0	0.00	0
4.00	234,917	4.00	248,054	4.00	251,182	6096-Maintenance Specialist/Sr	26.45	32.51	4.00	263,550	0.00	0	0.00	0
3.00	150,562	3.00	152,238	3.00	155,750	6098-Striper Operator	22.84	28.03	3.00	167,456	0.00	0	0.00	0
1.00	62,012	1.00	62,702	1.00	63,493	6105-Arborist/Vegetation Specialist	25.68	31.58	1.00	65,695	0.00	0	0.00	0
1.00	71,911	1.00	72,711	1.00	73,628	6111-Procurement Analyst/Sr	29.78	36.61	1.00	67,611	0.00	0	0.00	0
20.00	945,825	19.00	954,135	19.00	950,289	6176-Maintenance Specialist 1	22.16	27.26	19.00	991,462	0.00	0	0.00	0
1.00	58,474	1.00	60,886	1.00	61,654	6177-Maintenance Specialist 2	24.94	30.67	1.00	63,792	0.00	0	0.00	0
0.00	0	1.00	56,395	1.00	58,853	6178-Program Communications Specialist	27.26	33.53	1.00	62,717	0.00	0	0.00	0
1.00	83,377	1.00	105,742	1.00	85,368	6211-Right-Of-Way Permits Specialist	34.48	42.47	1.00	88,328	0.00	0	0.00	0
1.00	55,062	1.00	55,675	1.00	56,376	6231-Engineering Technician 1	22.84	28.03	1.00	58,304	0.00	0	0.00	0
1.00	62,012	1.00	62,702	2.00	115,148	6232-Engineering Technician 2	25.68	31.58	3.00	172,535	0.00	0	0.00	0
4.00	271,020	3.00	209,463	3.00	220,332	6233-Engineering Technician 3	29.78	36.61	3.00	228,444	0.00	0	0.00	0
0.00	0	1.00	71,258	2.00	141,588	6235-Engineer 1(Intern)	33.53	41.22	2.00	154,637	0.00	0	0.00	0
1.80	146,624	2.00	149,794	2.00	157,119	6236-Engineer 2	37.73	46.39	2.00	160,703	0.00	0	0.00	0
2.00	199,687	1.00	91,478	1.00	95,400	6311-Engineer 3	42.47	52.22	1.50	145,820	0.00	0	0.00	0
2.00	153,836	2.00	159,181	1.00	82,868	6456-Data Analyst/Sr	33.53	41.22	1.00	73,326	0.00	0	0.00	0
0.00	0	0.00	0	1.00	65,984	9006-Administrative Analyst	24.71	34.59	1.00	70,307	0.00	0	0.00	0
3.00	201,907	3.00	207,518	3.00	214,955	9140-Road Operations Supervisor	27.25	38.14	0.00	0	0.00	0	0.00	0
0.00	0	1.00	61,862	1.00	62,883	9335-Finance Supervisor	31.16	46.73	1.00	90,614	0.00	0	0.00	0

COMMUNITY SERVICES

1501: Road Fund

FY16 ADOPTED		FY17 ADOPTED		FY18 ADOPTED		POSITION DETAIL	Salary		FY19 PROPOSED		FY19 APPROVED		FY19 ADOPTED	
FTE	BASE AMT	FTE	BASE AMT	FTE	BASE AMT		MIN	MAX	FTE	BASE AMT	FTE	BASE AMT	FTE	BASE AMT
0.00	0	0.00	0	0.00	0	9361-Program Supervisor	28.60	44.13	2.00	152,427	0.00	0	0.00	0
0.40	48,384	0.00	0	0.00	0	9601-Division Director 1	41.22	61.83	0.00	0	0.00	0	0.00	0
2.00	187,028	3.00	240,473	3.00	271,430	9615-Program Manager 1	33.10	51.09	3.00	289,217	0.00	0	0.00	0
1.00	103,161	1.00	107,850	1.00	112,914	9671-Engineering Services Manager 1	41.22	61.83	1.00	120,313	0.00	0	0.00	0
1.00	144,705	1.00	153,368	1.00	161,238	9676-County Engineer	49.93	79.89	1.00	166,801	0.00	0	0.00	0
0.00	19,804	0.00	-85,217	0.00	40,477	SALARY/ACTG ADJUSTMENTS	N/A	N/A	0.00	83,679	0.00	0	0.00	0
64.20	4,005,646	65.00	4,044,347	65.00	4,246,255	TOTAL BUDGET			67.00	4,614,818	0.00	0	0.00	0

Community Services

FUND 1503: Bicycle Path Construction Fund

FY16 ACTUAL	FY17 ACTUAL	FY18 ADOPTED	FY18 REVISED	EXPENDITURE DETAIL	FY19 PROPOSED	FY19 APPROVED	FY19 ADOPTED
0	0	248,532	248,532	60540 - Other Improvements	356,400	0	0
0	0	248,532	248,532	TOTAL Capital Outlay	356,400	0	0
0	275,000	0	0	60170 - Professional Svcs	0	0	0
0	275,000	0	0	TOTAL Contractual Services	0	0	0
0	275,000	248,532	248,532	TOTAL FUND 1503: Bicycle Path Construction Fund	356,400	0	0

Community Services

FUND 1505: Federal/State Program Fund

FY16 ACTUAL	FY17 ACTUAL	FY18 ADOPTED	FY18 REVISED	EXPENDITURE DETAIL	FY19 PROPOSED	FY19 APPROVED	FY19 ADOPTED
198,006	1,844,904	3,100,000	3,100,000	60160 - Pass-Thru & Pgm Supt	1,000,000	0	0
0	0	0	0	60170 - Professional Svcs	35,000	0	0
198,006	1,844,904	3,100,000	3,100,000	TOTAL Contractual Services	1,035,000	0	0
1,055	836	0	0	60350 - Central Indirect	0	0	0
1,066	2,087	0	0	60355 - Dept Indirect	0	0	0
0	117	0	0	60370 - Intl Svc Telephone	0	0	0
0	68	0	0	60410 - Intl Svc Motor Pool	0	0	0
2,121	3,107	0	0	TOTAL Internal Services	0	0	0
750	0	0	0	60220 - Repairs and Maint	0	0	0
0	23,828	0	13,500	60240 - Supplies	0	0	0
0	1,011	0	0	60260 - Travel & Training	0	0	0
0	17	0	0	93001 - Assess Matrl & Svcs	0	0	0
0	0	0	0	95101 - Settle Matrl & Svcs	0	0	0
750	24,855	0	13,500	TOTAL Materials & Supplies	0	0	0
0	16,430	0	0	60000 - Permanent	0	0	0
0	0	60,000	60,000	60100 - Temporary	0	0	0
0	5,076	0	0	60130 - Salary Related Expns	0	0	0
0	4,923	0	0	60140 - Insurance Benefits	0	0	0
34,973	38,066	0	0	90001 - ATYP Posting (CATS)	0	0	0
0	-1,074	0	0	93002 - Assess Labor	0	0	0
3,193	-5,273	0	0	95102 - Settle Labor	0	0	0
38,166	58,148	60,000	60,000	TOTAL Personnel	0	0	0
239,043	1,931,014	3,160,000	3,173,500	TOTAL FUND 1505: Federal/State Program Fund	1,035,000	0	0

Community Services

FUND 1508: Animal Control Fund

FY16 ACTUAL	FY17 ACTUAL	FY18 ADOPTED	FY18 REVISED	EXPENDITURE DETAIL	FY19 PROPOSED	FY19 APPROVED	FY19 ADOPTED
164,222	138,585	435,955	435,955	60170 - Professional Svcs	480,623	0	0
164,222	138,585	435,955	435,955	TOTAL Contractual Services	480,623	0	0
384	0	0	0	60370 - Intl Svc Telephone	0	0	0
18,565	0	0	0	60430 - Intl Svc Bldg Mgmt	0	0	0
-35	0	0	0	60440 - Intl Svc Other	0	0	0
683	5,914	0	0	95430 - Settle Bldg Mgmt Svc	0	0	0
19,597	5,914	0	0	TOTAL Internal Services	0	0	0
1,317	3,004	0	0	60180 - Printing	1,800	0	0
445	0	0	0	60210 - Rentals	0	0	0
125,816	27,826	147,000	147,000	60240 - Supplies	40,400	0	0
0	1,311	0	0	60246 - Med&Dental Supplies	0	0	0
0	0	0	0	60250 - Food	0	0	0
48	0	0	0	60270 - Local Travel/Mileage	0	0	0
0	0	0	0	60310 - Pharmaceuticals	0	0	0
88	0	0	0	60340 - Dues & Subscriptions	0	0	0
0	0	0	0	95101 - Settle Matrl & Svcs	0	0	0
0	0	0	0	95116 - Settle Med Supplies	0	0	0
127,714	32,141	147,000	147,000	TOTAL Materials & Supplies	42,200	0	0
31,338	27,445	34,330	34,330	60000 - Permanent	0	0	0
40,322	41,214	145,000	145,000	60100 - Temporary	129,825	0	0
3,209	1,911	0	0	60110 - Overtime	1,500	0	0
0	0	0	0	60120 - Premium	0	0	0
9,968	8,554	10,965	10,965	60130 - Salary Related Expns	0	0	0
5,709	4,194	0	0	60135 - Non Base Fringe	0	0	0
16,716	15,890	18,123	18,123	60140 - Insurance Benefits	0	0	0
972	958	0	0	60145 - Non Base Insurance	0	0	0
17,924	3,842	0	0	90001 - ATYP Posting (CATS)	0	0	0
7,834	-4,239	0	0	90002 - ATYP On Call (CATS)	0	0	0
0	0	0	0	95102 - Settle Labor	0	0	0
133,993	99,770	208,418	208,418	TOTAL Personnel	131,325	0	0
445,527	276,410	791,373	791,373	TOTAL FUND 1508: Animal Control Fund	654,148	0	0

COMMUNITY SERVICES

1508: Animal Control Fund

FY16 ADOPTED		FY17 ADOPTED		FY18 ADOPTED		POSITION DETAIL	Salary		FY19 PROPOSED		FY19 APPROVED		FY19 ADOPTED	
FTE	BASE AMT	FTE	BASE AMT	FTE	BASE AMT		MIN	MAX	FTE	BASE AMT	FTE	BASE AMT	FTE	BASE AMT
1.00	31,443	1.00	32,891	1.00	34,330	6062-Animal Care Aide	16.01	19.64	0.00	0	0.00	0	0.00	0
1.00	31,443	1.00	32,891	1.00	34,330	TOTAL BUDGET			0.00	0	0.00	0	0.00	0

Community Services

FUND 1509: Willamette River Bridge Fund

FY16 ACTUAL	FY17 ACTUAL	FY18 ADOPTED	FY18 REVISED	EXPENDITURE DETAIL	FY19 PROPOSED	FY19 APPROVED	FY19 ADOPTED
0	84,700	0	0	60520 - Land	0	0	0
0	0	25,000	25,000	60530 - Buildings	25,000	0	0
793,094	493,444	7,922,923	7,922,923	60540 - Other Improvements	3,416,200	0	0
9,724	17,280	0	0	60550 - Capital Equipment	0	0	0
802,818	595,424	7,947,923	7,947,923	TOTAL Capital Outlay	3,441,200	0	0
1,232,356	6,783,777	2,713,991	2,713,991	60170 - Professional Svcs	2,911,076	0	0
1,232,356	6,783,777	2,713,991	2,713,991	TOTAL Contractual Services	2,911,076	0	0
525	16,551	0	0	60500 - Interest	16,200	0	0
525	16,551	0	0	TOTAL Debt Service	16,200	0	0
83,552	94,549	96,997	96,997	60350 - Central Indirect	125,985	0	0
84,477	236,014	268,995	268,995	60355 - Dept Indirect	488,191	0	0
18,342	20,054	33,549	33,549	60370 - Intl Svc Telephone	24,926	0	0
247,779	304,351	519,474	519,474	60380 - Intl Svc Data Proc	477,698	0	0
153,581	167,762	242,867	242,867	60410 - Intl Svc Motor Pool	238,175	0	0
18	315	0	0	60420 - Intl Svc Electronics	0	0	0
227,956	257,240	270,702	270,702	60430 - Intl Svc Bldg Mgmt	307,301	0	0
15,644	13,115	85,000	85,000	60440 - Intl Svc Other	135,672	0	0
0	0	0	0	60450 - IntlSvcReimbCapDebRe	0	0	0
4,111	16,761	11,102	11,102	60460 - Intl Svc Dist/Postge	14,062	0	0
0	0	0	0	95107 - Settle Int Svc Expenses	0	0	0
13,120	-84,178	0	0	95430 - Settle Bldg Mgmt Svc	0	0	0
848,581	1,025,983	1,528,686	1,528,686	TOTAL Internal Services	1,812,010	0	0
8,059	12,682	11,000	11,000	60180 - Printing	11,000	0	0
65,349	72,420	65,000	65,000	60190 - Utilities	70,000	0	0
7,401	7,893	10,500	10,500	60200 - Communications	8,750	0	0
31,593	17,902	40,000	40,000	60210 - Rentals	42,500	0	0
7,848	7,344	12,500	12,500	60220 - Repairs and Maint	12,000	0	0
238	0	350	350	60230 - Postage	350	0	0
245,155	226,494	245,000	245,000	60240 - Supplies	245,000	0	0
11,615	35,168	40,000	40,000	60260 - Travel & Training	42,500	0	0
66	51	800	800	60270 - Local Travel/Mileage	750	0	0
38,132	71,585	80,000	80,000	60290 - Software, Subscription Computing & Maintenance	102,000	0	0
240	25	0	0	60330 - Claims Paid	0	0	0
1,118	178	1,000	1,000	60340 - Dues & Subscriptions	1,000	0	0
3,182	618	0	0	60660 - Goods Issue	0	0	0
-104	-98	0	0	60680 - Cash Discounts Taken	0	0	0
-22,247	6,287	0	0	92002 - Equipment Use	0	0	0
0	-346,469	0	0	93001 - Assess Matrl & Svcs	0	0	0
0	27,599	0	0	95101 - Settle Matrl & Svcs	0	0	0
0	0	0	0	95110 - Settle Inv Acctnt	0	0	0
0	0	0	0	95112 - Settle Equip Use	0	0	0

Community Services

FUND 1509: Willamette River Bridge Fund

FY16 ACTUAL	FY17 ACTUAL	FY18 ADOPTED	FY18 REVISED	EXPENDITURE DETAIL	FY19 PROPOSED	FY19 APPROVED	FY19 ADOPTED
397,643	139,679	506,150	506,150	TOTAL Materials & Supplies	535,850	0	0
2,706,356	2,653,973	2,915,806	2,915,806	60000 - Permanent	2,861,899	0	0
188,147	151,788	131,000	131,000	60100 - Temporary	145,547	0	0
388,073	321,230	260,000	260,000	60110 - Overtime	210,000	0	0
49,069	32,465	45,500	45,500	60120 - Premium	22,395	0	0
992,259	1,038,599	1,169,703	1,169,703	60130 - Salary Related Expns	1,130,469	0	0
24,916	29,543	11,004	11,004	60135 - Non Base Fringe	11,037	0	0
820,538	835,766	921,895	921,895	60140 - Insurance Benefits	914,145	0	0
5,717	4,379	2,751	2,751	60145 - Non Base Insurance	2,760	0	0
-2,198,264	-733,574	0	0	90001 - ATYP Posting (CATS)	0	0	0
-20,589	-13,968	0	0	90002 - ATYP On Call (CATS)	0	0	0
1,837	12,268	0	0	93002 - Assess Labor	0	0	0
0	0	0	0	95102 - Settle Labor	0	0	0
0	10,747	0	0	95200 - ATYP Clean Up (Cent)	0	0	0
2,958,059	4,343,215	5,457,659	5,457,659	TOTAL Personnel	5,298,252	0	0
6,239,982	12,904,629	18,154,409	18,154,409	TOTAL FUND 1509: Willamette River Bridge Fund	14,014,588	0	0

COMMUNITY SERVICES

1509: Willamette River Bridge Fund

FY16 ADOPTED		FY17 ADOPTED		FY18 ADOPTED		POSITION DETAIL	Salary		FY19 PROPOSED		FY19 APPROVED		FY19 ADOPTED	
FTE	BASE AMT	FTE	BASE AMT	FTE	BASE AMT		MIN	MAX	FTE	BASE AMT	FTE	BASE AMT	FTE	BASE AMT
2.00	150,122	2.00	151,792	2.00	153,706	3061-Electrician	37.77	38.91	2.00	161,852	0.00	0	0.00	0
1.00	40,983	1.00	41,439	1.00	43,243	6001-Office Assistant 2	17.49	21.51	1.00	44,743	0.00	0	0.00	0
0.00	0	0.00	0	1.00	50,128	6002-Office Assistant/Sr	20.26	24.94	1.00	44,521	0.00	0	0.00	0
2.00	106,974	2.00	109,795	1.00	56,376	6029-Finance Specialist 1	24.20	29.78	1.00	60,152	0.00	0	0.00	0
1.00	71,911	1.00	72,711	1.00	73,628	6032-Finance Specialist/Sr	33.52	41.21	1.00	79,831	0.00	0	0.00	0
7.00	272,455	8.00	315,818	8.00	321,190	6059-Bridge Operator	17.49	21.51	8.00	332,985	0.00	0	0.00	0
8.00	455,075	8.00	480,540	8.00	498,458	6060-Bridge Maintenance Mechanic	25.68	31.58	8.00	520,988	0.00	0	0.00	0
3.00	135,050	3.00	149,177	3.00	155,566	6176-Maintenance Specialist 1	22.16	27.26	3.00	157,763	0.00	0	0.00	0
4.00	248,048	3.00	183,238	1.00	51,655	6232-Engineering Technician 2	25.68	31.58	1.00	65,695	0.00	0	0.00	0
2.00	141,666	3.00	208,805	5.00	344,536	6233-Engineering Technician 3	29.78	36.61	4.00	296,648	0.00	0	0.00	0
3.00	239,269	2.00	162,815	2.00	167,243	6234-Transportation Project Specialist	34.48	42.47	1.00	87,251	0.00	0	0.00	0
3.00	197,505	2.00	149,692	2.00	153,602	6235-Engineer 1(Intern)	33.53	41.22	2.00	161,127	0.00	0	0.00	0
1.00	91,126	1.00	78,704	2.00	155,537	6236-Engineer 2	37.73	46.39	2.00	173,671	0.00	0	0.00	0
3.00	287,471	3.00	291,659	2.00	209,968	6311-Engineer 3	42.47	52.22	1.00	108,625	0.00	0	0.00	0
0.00	0	1.00	75,738	1.00	76,988	9005-Administrative Analyst, Senior	27.25	38.14	1.00	79,644	0.00	0	0.00	0
0.00	0	0.00	0	0.00	0	9361-Program Supervisor	28.60	44.13	1.00	83,598	0.00	0	0.00	0
0.40	48,384	0.00	0	0.00	0	9601-Division Director 1	41.22	61.83	0.00	0	0.00	0	0.00	0
1.00	74,028	1.00	75,139	1.00	78,667	9623-Bridge Maintenance Supervisor	28.60	40.04	0.00	0	0.00	0	0.00	0
1.00	112,000	1.00	91,176	1.00	98,321	9671-Engineering Services Manager 1	41.22	61.83	1.00	104,763	0.00	0	0.00	0
1.00	130,637	1.00	141,145	1.00	149,294	9672-Engineering Services Manager 2	46.23	73.97	1.00	154,445	0.00	0	0.00	0
1.00	90,648	0.00	0	0.00	0	9710-Management Assistant	33.10	46.34	0.00	0	0.00	0	0.00	0
1.00	74,621	0.00	0	0.00	0	9720-Operations Administrator	27.25	38.14	0.00	0	0.00	0	0.00	0
0.00	16,453	0.00	-28,320	0.00	77,700	SALARY/ACTG ADJUSTMENTS	N/A	N/A	0.00	143,597	0.00	0	0.00	0
45.40	2,984,426	43.00	2,751,063	43.00	2,915,806	TOTAL BUDGET			40.00	2,861,899	0.00	0	0.00	0

Community Services

FUND 1512: Land Corner Preservation Fund

FY16 ACTUAL	FY17 ACTUAL	FY18 ADOPTED	FY18 REVISED	EXPENDITURE DETAIL	FY19 PROPOSED	FY19 APPROVED	FY19 ADOPTED
45,240	0	60,000	60,000	60550 - Capital Equipment	60,000	0	0
45,240	0	60,000	60,000	TOTAL Capital Outlay	60,000	0	0
2,419	1,216	2,000	2,000	60170 - Professional Svcs	2,000	0	0
2,419	1,216	2,000	2,000	TOTAL Contractual Services	2,000	0	0
27,841	25,440	30,744	30,943	60350 - Central Indirect	29,276	0	0
28,149	63,504	76,939	77,491	60355 - Dept Indirect	113,445	0	0
2,774	3,646	6,483	6,483	60370 - Intl Svc Telephone	6,849	0	0
96,576	120,494	140,964	140,964	60380 - Intl Svc Data Proc	134,834	0	0
10,284	11,730	10,200	10,200	60410 - Intl Svc Motor Pool	15,347	0	0
59,705	65,288	63,374	63,374	60430 - Intl Svc Bldg Mgmt	69,499	0	0
60	-800	45,000	45,000	60440 - Intl Svc Other	45,000	0	0
3,135	1,876	1,000	1,000	60460 - Intl Svc Dist/Postge	2,605	0	0
3,053	129	0	0	95430 - Settle Bldg Mgmt Svc	0	0	0
231,578	291,307	374,704	375,455	TOTAL Internal Services	416,855	0	0
6,727	7,860	7,500	7,500	60180 - Printing	7,500	0	0
1,246	1,945	1,560	1,560	60200 - Communications	1,000	0	0
0	0	0	0	60210 - Rentals	250	0	0
1,666	1,142	10,200	10,200	60220 - Repairs and Maint	10,200	0	0
17,141	6,788	20,000	11,853	60240 - Supplies	10,000	0	0
2,959	3,144	4,500	4,500	60260 - Travel & Training	4,500	0	0
3,900	8,177	8,500	8,500	60290 - Software, Subscription Computing & Maintenance	10,000	0	0
850	1,176	1,600	1,600	60340 - Dues & Subscriptions	1,600	0	0
4	0	0	0	60660 - Goods Issue	0	0	0
-11,515	-12,957	0	0	92002 - Equipment Use	0	0	0
0	-81,052	0	0	93001 - Assess Matrl & Svcs	0	0	0
219	937	0	0	95101 - Settle Matrl & Svcs	0	0	0
0	0	0	0	95112 - Settle Equip Use	0	0	0
23,197	-62,840	53,860	45,713	TOTAL Materials & Supplies	45,050	0	0
661,316	680,506	733,167	738,477	60000 - Permanent	778,671	0	0
0	1,727	5,000	5,000	60100 - Temporary	8,290	0	0
89	381	1,000	1,000	60110 - Overtime	1,000	0	0
214,368	239,703	274,795	276,491	60130 - Salary Related Expns	297,972	0	0
0	132	0	0	60135 - Non Base Fringe	0	0	0
183,500	199,609	210,633	211,023	60140 - Insurance Benefits	224,327	0	0
0	42	0	0	60145 - Non Base Insurance	0	0	0
-248,119	-200,624	0	0	90001 - ATYP Posting (CATS)	0	0	0
0	40,000	0	0	93002 - Assess Labor	0	0	0
1,950	2,163	0	0	95102 - Settle Labor	0	0	0

FY16 ACTUAL	FY17 ACTUAL	FY18 ADOPTED	FY18 REVISED	EXPENDITURE DETAIL	FY19 PROPOSED	FY19 APPROVED	FY19 ADOPTED
813,102	963,639	1,224,595	1,231,991	TOTAL Personnel	1,310,260	0	0
1,115,536	1,193,322	1,715,159	1,715,159	TOTAL FUND 1512: Land Corner Preservation Fund	1,834,165	0	0

COMMUNITY SERVICES

1512: Land Corner Preservation Fund

FY16 ADOPTED		FY17 ADOPTED		FY18 ADOPTED		POSITION DETAIL	Salary		FY19 PROPOSED		FY19 APPROVED		FY19 ADOPTED	
FTE	BASE AMT	FTE	BASE AMT	FTE	BASE AMT		MIN	MAX	FTE	BASE AMT	FTE	BASE AMT	FTE	BASE AMT
1.00	47,523	0.00	0	0.00	0	6002-Office Assistant/Sr	20.26	24.94	0.00	0	0.00	0	0.00	0
0.00	0	1.00	49,515	1.00	52,151	6074-Data Technician	22.16	27.26	1.00	55,568	0.00	0	0.00	0
4.00	233,677	4.00	231,054	4.00	247,439	6232-Engineering Technician 2	25.68	31.58	3.00	197,085	0.00	0	0.00	0
3.00	209,161	3.00	213,438	3.00	218,162	6233-Engineering Technician 3	29.78	36.61	4.00	294,205	0.00	0	0.00	0
1.00	102,037	1.00	106,675	1.00	111,684	9649-County Surveyor	38.17	57.25	1.00	119,003	0.00	0	0.00	0
1.00	97,825	1.00	99,289	1.00	100,928	9674-Survey Supervisor	33.34	50.00	1.00	104,410	0.00	0	0.00	0
0.00	0	0.00	13,700	0.00	2,803	SALARY/ACTG ADJUSTMENTS	N/A	N/A	0.00	8,400	0.00	0	0.00	0
10.00	690,223	10.00	713,671	10.00	733,167	TOTAL BUDGET			10.00	778,671	0.00	0	0.00	0

Community Services

FUND 1519: Video Lottery Fund

FY16 ACTUAL	FY17 ACTUAL	FY18 ADOPTED	FY18 REVISED	EXPENDITURE DETAIL	FY19 PROPOSED	FY19 APPROVED	FY19 ADOPTED
0	252,704	0	0	60160 - Pass-Thru & Pgm Supt	0	0	0
110,458	16,086	403,500	403,500	60170 - Professional Svcs	202,500	0	0
110,458	268,790	403,500	403,500	TOTAL Contractual Services	202,500	0	0
1	0	0	0	60370 - Intl Svc Telephone	0	0	0
0	0	11,000	11,000	60380 - Intl Svc Data Proc	11,202	0	0
500	254	0	0	60410 - Intl Svc Motor Pool	567	0	0
470	0	0	0	95430 - Settle Bldg Mgmt Svc	0	0	0
972	254	11,000	11,000	TOTAL Internal Services	11,769	0	0
1,213	495	0	0	60180 - Printing	0	0	0
0	670	0	0	60200 - Communications	0	0	0
335	0	0	0	60210 - Rentals	0	0	0
1,516	3,135	103,500	103,500	60240 - Supplies	1,500	0	0
270	1,913	2,000	2,000	60260 - Travel & Training	1,000	0	0
687	51	0	0	60270 - Local Travel/Mileage	0	0	0
0	397	0	0	60290 - Software, Subscription Computing & Maintenance	0	0	0
0	873	0	0	92002 - Equipment Use	0	0	0
0	6,573	0	0	93001 - Assess Matrl & Svcs	0	0	0
4,020	14,108	105,500	105,500	TOTAL Materials & Supplies	2,500	0	0
147,993	233,035	79,893	79,893	60000 - Permanent	83,232	0	0
463	884	0	0	60110 - Overtime	0	0	0
47,770	78,193	25,518	25,518	60130 - Salary Related Expns	27,300	0	0
39,297	62,218	21,472	21,472	60140 - Insurance Benefits	22,523	0	0
-24,804	-56,555	0	0	90001 - ATYP Posting (CATS)	0	0	0
0	453	0	0	93002 - Assess Labor	0	0	0
210,718	318,227	126,883	126,883	TOTAL Personnel	133,055	0	0
326,168	601,379	646,883	646,883	TOTAL FUND 1519: Video Lottery Fund	349,824	0	0

COMMUNITY SERVICES

1519: Video Lottery Fund

FY16 ADOPTED		FY17 ADOPTED		FY18 ADOPTED		POSITION DETAIL	Salary		FY19 PROPOSED		FY19 APPROVED		FY19 ADOPTED	
FTE	BASE AMT	FTE	BASE AMT	FTE	BASE AMT		MIN	MAX	FTE	BASE AMT	FTE	BASE AMT	FTE	BASE AMT
0.00	0	0.00	0	1.00	79,893	6088-Program Specialist/Sr	32.51	40.02	1.00	83,232	0.00	0	0.00	0
0.00	0	0.00	0	1.00	79,893	TOTAL BUDGET			1.00	83,232	0.00	0	0.00	0

Community Services

FUND 2511: Sellwood Bridge Replacement Fund

FY16 ACTUAL	FY17 ACTUAL	FY18 ADOPTED	FY18 REVISED	EXPENDITURE DETAIL	FY19 PROPOSED	FY19 APPROVED	FY19 ADOPTED
433,594	29,714	0	0	60520 - Land	0	0	0
35,301,820	11,599,816	17,769,560	17,769,560	60540 - Other Improvements	7,591,421	0	0
35,735,413	11,629,530	17,769,560	17,769,560	TOTAL Capital Outlay	7,591,421	0	0
8,722,676	4,240,814	950,000	950,000	60170 - Professional Svcs	1,500,000	0	0
8,722,676	4,240,814	950,000	950,000	TOTAL Contractual Services	1,500,000	0	0
9,683	5,677	0	0	60370 - Intl Svc Telephone	0	0	0
195,173	129,699	0	0	60380 - Intl Svc Data Proc	0	0	0
15,824	12,737	0	0	60410 - Intl Svc Motor Pool	0	0	0
44,285	0	150,000	150,000	60440 - Intl Svc Other	150,000	0	0
9,469,150	9,472,650	9,471,150	9,471,150	60450 - IntlSvcReimbCapDebRe	9,471,400	0	0
3,844	2,392	0	0	60460 - Intl Svc Dist/Postge	0	0	0
8,210	132,176	0	0	95430 - Settle Bldg Mgmt Svc	0	0	0
9,746,168	9,755,332	9,621,150	9,621,150	TOTAL Internal Services	9,621,400	0	0
8,841	3,217	0	0	60180 - Printing	0	0	0
32,842	43,101	0	0	60190 - Utilities	0	0	0
7,726	1,724	0	0	60200 - Communications	0	0	0
1,082	0	0	0	60210 - Rentals	0	0	0
514	0	0	0	60220 - Repairs and Maint	0	0	0
20,318	7,942	0	0	60240 - Supplies	0	0	0
300	500	0	0	60260 - Travel & Training	0	0	0
421	614	0	0	60270 - Local Travel/Mileage	0	0	0
103,325	46,751	0	0	60280 - Insurance	0	0	0
15,781	15,767	0	0	60290 - Software, Subscription Computing & Maintenance	0	0	0
792,150	3,478	0	0	60330 - Claims Paid	0	0	0
0	674	0	0	60660 - Goods Issue	0	0	0
24,835	2,354	0	0	92002 - Equipment Use	0	0	0
0	419,816	0	0	93001 - Assess Matr & Svcs	0	0	0
1,008,135	545,938	0	0	TOTAL Materials & Supplies	0	0	0
2,428,963	939,104	0	0	90001 - ATYP Posting (CATS)	0	0	0
21,153	15,345	0	0	90002 - ATYP On Call (CATS)	0	0	0
-63,145	6,385	0	0	93002 - Assess Labor	0	0	0
2,386,971	960,834	0	0	TOTAL Personnel	0	0	0
57,599,363	27,132,447	28,340,710	28,340,710	TOTAL FUND 2511: Sellwood Bridge Replacement Fund	18,712,821	0	0

COMMUNITY SERVICES

2511: Sellwood Bridge Replacement Fund

FY16 ADOPTED		FY17 ADOPTED		FY18 ADOPTED		POSITION DETAIL	Salary		FY19 PROPOSED		FY19 APPROVED		FY19 ADOPTED	
FTE	BASE AMT	FTE	BASE AMT	FTE	BASE AMT		MIN	MAX	FTE	BASE AMT	FTE	BASE AMT	FTE	BASE AMT
0.00	49,596	0.00	52,084	0.00	0	SALARY/ACTG ADJUSTMENTS	N/A	N/A	0.00	0	0.00	0	0.00	0
0.00	49,596	0.00	52,084	0.00	0	TOTAL BUDGET			0.00	0	0.00	0	0.00	0

Community Services

FUND 2515: Burnside Bridge

FY16 ACTUAL	FY17 ACTUAL	FY18 ADOPTED	FY18 REVISED	EXPENDITURE DETAIL	FY19 PROPOSED	FY19 APPROVED	FY19 ADOPTED
0	0	0	0	60170 - Professional Svcs	6,000,000	0	0
0	0	0	0	TOTAL Contractual Services	6,000,000	0	0
0	0	0	0	TOTAL FUND 2515: Burnside Bridge	6,000,000	0	0

County Assets

FUND 1000: General Fund

FY16 ACTUAL	FY17 ACTUAL	FY18 ADOPTED	FY18 REVISED	EXPENDITURE DETAIL	FY19 PROPOSED	FY19 APPROVED	FY19 ADOPTED
119,158	157,689	72,796	72,796	60170 - Professional Svcs	139,341	0	0
119,158	157,689	72,796	72,796	TOTAL Contractual Services	139,341	0	0
18,832	26,133	29,761	29,761	60370 - Intl Svc Telephone	39,160	0	0
424,161	381,169	534,259	534,259	60380 - Intl Svc Data Proc	547,254	0	0
360	1,313	578	578	60410 - Intl Svc Motor Pool	837	0	0
108,606	165,922	265,373	265,373	60430 - Intl Svc Bldg Mgmt	257,966	0	0
1,623	1,069	0	0	60440 - Intl Svc Other	0	0	0
9,130	10,438	11,215	11,215	60460 - Intl Svc Dist/Postge	14,959	0	0
23,022	47,337	0	0	95430 - Settle Bldg Mgmt Svc	0	0	0
585,735	633,380	841,186	841,186	TOTAL Internal Services	860,176	0	0
8,348	7,008	9,500	9,500	60180 - Printing	10,900	0	0
2,587	4,200	3,000	3,000	60200 - Communications	4,700	0	0
0	412	0	0	60210 - Rentals	1,000	0	0
0	0	6,000	6,000	60220 - Repairs and Maint	25,000	0	0
113	0	0	0	60230 - Postage	0	0	0
12,868	34,846	21,000	21,000	60240 - Supplies	30,587	0	0
13	324	0	0	60246 - Med&Dental Supplies	0	0	0
36,846	35,618	52,370	49,634	60260 - Travel & Training	59,128	0	0
308	343	300	300	60270 - Local Travel/Mileage	2,845	0	0
4,542	39,210	15,570	15,570	60290 - Software, Subscription Computing & Maintenance	24,400	0	0
12,850	4,255	2,500	2,500	60340 - Dues & Subscriptions	2,700	0	0
-70	0	0	0	60680 - Cash Discounts Taken	0	0	0
78,403	126,216	110,240	107,504	TOTAL Materials & Supplies	161,260	0	0
3,361,995	3,334,263	3,794,525	3,796,402	60000 - Permanent	4,054,478	0	0
38,357	49,464	39,635	39,635	60100 - Temporary	30,000	0	0
17,637	18,714	19,500	19,500	60110 - Overtime	25,630	0	0
4,624	4,870	8,400	8,400	60120 - Premium	4,000	0	0
1,059,913	1,118,092	1,354,534	1,355,259	60130 - Salary Related Expns	1,461,487	0	0
6,939	11,117	12,661	12,661	60135 - Non Base Fringe	11,083	0	0
849,758	859,072	999,493	999,627	60140 - Insurance Benefits	1,063,909	0	0
840	1,086	4,375	4,375	60145 - Non Base Insurance	2,153	0	0
-21,708	0	0	0	90001 - ATYP Posting (CATS)	0	0	0
0	-2,585	0	0	90002 - ATYP On Call (CATS)	0	0	0
5,318,355	5,394,093	6,233,123	6,235,859	TOTAL Personnel	6,652,740	0	0
6,101,651	6,311,378	7,257,345	7,257,345	TOTAL FUND 1000: General Fund	7,813,517	0	0

COUNTY ASSETS

1000: General Fund

FY16 ADOPTED		FY17 ADOPTED		FY18 ADOPTED		POSITION DETAIL	Salary		FY19 PROPOSED		FY19 APPROVED		FY19 ADOPTED	
FTE	BASE AMT	FTE	BASE AMT	FTE	BASE AMT		MIN	MAX	FTE	BASE AMT	FTE	BASE AMT	FTE	BASE AMT
1.00	40,983	1.00	41,439	1.00	43,243	6001-Office Assistant 2	17.49	21.51	1.00	44,743	0.00	0	0.00	0
0.00	0	0.00	0	0.00	0	6005-Executive Specialist	23.49	28.92	1.00	56,699	0.00	0	0.00	0
3.00	210,689	3.00	218,133	3.00	220,884	6026-Budget Analyst	32.51	40.02	3.00	242,224	0.00	0	0.00	0
4.00	212,839	4.00	212,122	4.00	220,402	6029-Finance Specialist 1	24.20	29.78	3.00	165,958	0.00	0	0.00	0
3.00	184,470	3.00	182,174	3.00	186,991	6030-Finance Specialist 2	28.03	34.48	4.00	255,498	0.00	0	0.00	0
4.00	289,848	5.00	369,046	5.00	365,513	6031-Contract Specialist/Sr	32.51	40.02	5.00	399,874	0.00	0	0.00	0
2.00	138,861	2.00	136,961	2.00	140,696	6032-Finance Specialist/Sr	33.52	41.21	1.00	73,503	0.00	0	0.00	0
1.00	44,858	1.00	45,357	1.00	53,151	6054-Administrative Assistant	N/A	N/A	0.00	0	0.00	0	0.00	0
0.00	0	0.00	0	0.00	0	6063-Project Manager	35.51	43.73	1.00	84,696	0.00	0	0.00	0
8.00	555,896	8.00	570,851	8.00	584,194	6111-Procurement Analyst/Sr	29.78	36.61	7.00	524,179	0.00	0	0.00	0
1.00	52,987	1.00	54,120	1.00	54,802	6115-Procurement Associate	22.16	27.26	1.00	56,703	0.00	0	0.00	0
0.00	0	0.00	0	0.00	0	6456-Data Analyst/Sr	33.53	41.22	0.00	0	0.00	0	0.00	0
1.00	64,748	0.00	0	0.00	0	9063-Project Manager	33.10	46.34	0.00	0	0.00	0	0.00	0
2.00	134,611	1.00	68,826	1.00	69,961	9080-Human Resources Analyst 1	24.76	34.66	1.00	72,375	0.00	0	0.00	0
1.00	91,425	0.00	0	0.00	0	9335-Finance Supervisor	31.16	46.73	0.00	0	0.00	0	0.00	0
2.00	209,417	4.00	408,575	3.00	339,411	9336-Finance Manager	38.17	57.25	3.00	314,633	0.00	0	0.00	0
0.80	104,510	0.80	106,074	0.80	108,616	9338-Finance Manager, Sr	44.52	66.78	1.00	139,430	0.00	0	0.00	0
0.00	0	0.00	0	1.00	83,197	9452-IT Manager 1	41.22	61.83	1.00	86,067	0.00	0	0.00	0
2.00	149,332	2.00	209,566	2.00	195,992	9458-IT Project Manager 1	38.17	57.25	2.00	208,835	0.00	0	0.00	0
1.00	194,686	1.00	200,598	1.00	211,265	9613-Department Director 2	59.32	94.90	1.00	217,496	0.00	0	0.00	0
1.00	113,514	1.00	118,674	1.00	124,246	9621-Human Resources Manager 2	41.22	61.83	1.00	129,101	0.00	0	0.00	0
2.00	145,902	3.00	211,027	3.00	198,529	9670-Human Resources Analyst 2	27.21	40.82	3.00	225,503	0.00	0	0.00	0
1.00	70,270	1.00	73,464	1.00	66,801	9710-Management Assistant	33.10	46.34	1.00	87,531	0.00	0	0.00	0
1.00	75,675	1.00	83,340	2.00	117,538	9730-Budget Analyst, Senior	33.34	50.00	2.00	174,778	0.00	0	0.00	0
3.00	237,707	4.00	339,448	4.00	377,300	9748-Human Resources Analyst, Senior	31.16	46.73	4.00	390,316	0.00	0	0.00	0
0.00	1,309	0.00	53,628	0.00	31,793	SALARY/ACTG ADJUSTMENTS	N/A	N/A	0.00	104,336	0.00	0	0.00	0
44.80	3,324,537	46.80	3,703,423	47.80	3,794,525	TOTAL BUDGET			47.00	4,054,478	0.00	0	0.00	0

County Assets

FUND 2500: Downtown Courthouse Capital Fund

FY16 ACTUAL	FY17 ACTUAL	FY18 ADOPTED	FY18 REVISED	EXPENDITURE DETAIL	FY19 PROPOSED	FY19 APPROVED	FY19 ADOPTED
5,725,835	9,134,863	0	0	60520 - Land	0	0	0
0	6,907	0	0	60530 - Buildings	0	0	0
10	1,878	0	0	95109 - Settle Capital	0	0	0
5,725,845	9,143,648	0	0	TOTAL Capital Outlay	0	0	0
9,428	6,429	0	0	60160 - Pass-Thru & Pgm Supt	0	0	0
7,617,774	25,630,823	239,506,227	239,506,227	60170 - Professional Svcs	193,679,591	0	0
7,627,202	25,637,253	239,506,227	239,506,227	TOTAL Contractual Services	193,679,591	0	0
0	1,000,000	0	0	60490 - Principal	0	0	0
0	82,948	0	0	60500 - Interest	0	0	0
0	1,082,948	0	0	TOTAL Debt Service	0	0	0
271	0	1,766	1,766	60370 - Intl Svc Telephone	3,630	0	0
0	0	139,237	139,237	60380 - Intl Svc Data Proc	0	0	0
23,846	32,784	0	0	60430 - Intl Svc Bldg Mgmt	0	0	0
60	0	0	0	60440 - Intl Svc Other	0	0	0
122	254	198	198	60460 - Intl Svc Dist/Postge	0	0	0
170	9,973	0	0	95430 - Settle Bldg Mgmt Svc	0	0	0
24,470	43,010	141,201	141,201	TOTAL Internal Services	3,630	0	0
645	5,230	0	0	60180 - Printing	0	0	0
286	23,170	394,795	394,795	60190 - Utilities	0	0	0
24,321	45,718	111,923	111,923	60200 - Communications	0	0	0
220	0	0	0	60210 - Rentals	0	0	0
637	0	1,450,216	1,450,216	60220 - Repairs and Maint	0	0	0
0	90	0	0	60230 - Postage	0	0	0
67,948	1,895	0	0	60240 - Supplies	0	0	0
536	1,536	0	0	60270 - Local Travel/Mileage	0	0	0
518	973	0	0	60290 - Software, Subscription Computing & Maintenance	0	0	0
0	0	0	0	60320 - Refunds	0	0	0
33,177	68,307	0	0	60340 - Dues & Subscriptions	0	0	0
0	343	0	0	92002 - Equipment Use	0	0	0
0	3,379	0	0	93001 - Assess Matrl & Svcs	0	0	0
29,833	17,376	0	0	95101 - Settle Matrl & Svcs	0	0	0
158,120	168,017	1,956,934	1,956,934	TOTAL Materials & Supplies	0	0	0
15,045	39,545	0	0	60000 - Permanent	0	0	0
0	0	36,540	36,540	60100 - Temporary	46,628	0	0
4,901	12,122	0	0	60130 - Salary Related Expns	0	0	0
0	0	11,672	11,672	60135 - Non Base Fringe	13,116	0	0
2,890	9,527	0	0	60140 - Insurance Benefits	0	0	0
0	0	8,835	8,835	60145 - Non Base Insurance	9,864	0	0
339,770	338,572	0	0	90001 - ATYP Posting (CATS)	0	0	0
853	2,187	0	0	90002 - ATYP On Call (CATS)	0	0	0

County Assets

FUND 2500: Downtown Courthouse Capital Fund

FY16 ACTUAL	FY17 ACTUAL	FY18 ADOPTED	FY18 REVISED	EXPENDITURE DETAIL	FY19 PROPOSED	FY19 APPROVED	FY19 ADOPTED
1,978	2,826	0	0	93002 - Assess Labor	0	0	0
23,050	52,098	0	0	95102 - Settle Labor	0	0	0
388,487	456,877	57,047	57,047	TOTAL Personnel	69,608	0	0
13,924,124	36,531,753	241,661,409	241,661,409	TOTAL FUND 2500: Downtown Courthouse Capital Fund	193,752,829	0	0

County Assets

FUND 2503: Asset Replacement Revolving Fund

FY16 ACTUAL	FY17 ACTUAL	FY18 ADOPTED	FY18 REVISED	EXPENDITURE DETAIL	FY19 PROPOSED	FY19 APPROVED	FY19 ADOPTED
0	0	450,086	450,086	60540 - Other Improvements	120,139	0	0
0	0	450,086	450,086	TOTAL Capital Outlay	120,139	0	0
0	375,000	0	0	60568 - Loan Remittance to External Party	0	0	0
0	375,000	0	0	TOTAL Contractual Services	0	0	0
0	375,000	450,086	450,086	TOTAL FUND 2503: Asset Replacement Revolving Fund	120,139	0	0

County Assets

FUND 2506: Library Capital Construction Fund

FY16 ACTUAL	FY17 ACTUAL	FY18 ADOPTED	FY18 REVISED	EXPENDITURE DETAIL	FY19 PROPOSED	FY19 APPROVED	FY19 ADOPTED
184,651	8,028	0	0	60530 - Buildings	0	0	0
196	14	0	0	95109 - Settle Capital	0	0	0
184,847	8,042	0	0	TOTAL Capital Outlay	0	0	0
291,197	399,889	3,629,318	3,629,318	60170 - Professional Svcs	3,670,397	0	0
291,197	399,889	3,629,318	3,629,318	TOTAL Contractual Services	3,670,397	0	0
60	0	0	0	60440 - Intl Svc Other	0	0	0
60	0	0	0	TOTAL Internal Services	0	0	0
0	17,636	0	0	60200 - Communications	0	0	0
18,210	89,487	100,000	100,000	60220 - Repairs and Maint	0	0	0
0	14,520	0	0	60240 - Supplies	0	0	0
0	1,360	0	0	60340 - Dues & Subscriptions	0	0	0
300,671	363,101	0	0	95101 - Settle Matrl & Svcs	0	0	0
5	0	0	0	95110 - Settle Inv AcCnt	0	0	0
318,886	486,103	100,000	100,000	TOTAL Materials & Supplies	0	0	0
77,241	104,448	0	0	90001 - ATYP Posting (CATS)	0	0	0
77,135	55,663	0	0	95102 - Settle Labor	0	0	0
0	0	0	0	95200 - ATYP Clean Up (Cent)	0	0	0
154,376	160,111	0	0	TOTAL Personnel	0	0	0
949,366	1,054,146	3,729,318	3,729,318	TOTAL FUND 2506: Library Capital Construction Fund	3,670,397	0	0

County Assets

FUND 2507: Capital Improvement Fund

FY16 ACTUAL	FY17 ACTUAL	FY18 ADOPTED	FY18 REVISED	EXPENDITURE DETAIL	FY19 PROPOSED	FY19 APPROVED	FY19 ADOPTED
10,000	4,499,882	0	0	60520 - Land	0	0	0
255,329	160,599	0	0	60530 - Buildings	0	0	0
19,516	3,493	0	0	95109 - Settle Capital	0	0	0
284,845	4,663,974	0	0	TOTAL Capital Outlay	0	0	0
0	60	0	0	60160 - Pass-Thru & Pgm Supt	0	0	0
1,707,426	2,928,410	18,773,190	20,235,955	60170 - Professional Svcs	21,577,819	0	0
1,707,426	2,928,470	18,773,190	20,235,955	TOTAL Contractual Services	21,577,819	0	0
105	357	0	0	60500 - Interest	0	0	0
105	357	0	0	TOTAL Debt Service	0	0	0
0	0	4,388	4,388	60370 - Intl Svc Telephone	5,615	0	0
0	0	44,770	44,770	60380 - Intl Svc Data Proc	51,683	0	0
0	0	11,949	11,949	60410 - Intl Svc Motor Pool	20,361	0	0
128,569	174,695	136,192	136,192	60430 - Intl Svc Bldg Mgmt	24,596	0	0
450,000	225,000	0	0	60450 - IntlSvcReimbCapDebRe	0	0	0
37,068	0	0	0	95107 - Settle Int Svc Expenses	0	0	0
5,226	3,746	0	0	95430 - Settle Bldg Mgmt Svc	0	0	0
620,863	403,441	197,299	197,299	TOTAL Internal Services	102,255	0	0
1,643	618	340	340	60180 - Printing	350	0	0
0	1,412	0	0	60190 - Utilities	0	0	0
78,563	49,081	1,200	1,200	60200 - Communications	1,500	0	0
105	3,091	0	0	60210 - Rentals	0	0	0
32,918	702,931	3,413,000	1,950,235	60220 - Repairs and Maint	4,199,695	0	0
46,831	75,717	4,500	4,500	60240 - Supplies	4,500	0	0
0	0	12,500	12,500	60260 - Travel & Training	4,500	0	0
0	0	100	100	60270 - Local Travel/Mileage	100	0	0
0	0	2,000	2,000	60290 - Software, Subscription Computing & Maintenance	2,500	0	0
0	0	1,000	1,000	60340 - Dues & Subscriptions	1,000	0	0
0	20	0	0	60660 - Goods Issue	0	0	0
0	72	0	0	92002 - Equipment Use	0	0	0
0	639	0	0	93001 - Assess Matrl & Svcs	0	0	0
1,261,678	874,720	0	0	95101 - Settle Matrl & Svcs	0	0	0
-42	0	0	0	95110 - Settle Inv AcCnt	0	0	0
648	0	0	0	95112 - Settle Equip Use	0	0	0
1,422,343	1,708,301	3,434,640	1,971,875	TOTAL Materials & Supplies	4,214,145	0	0
0	4,394	421,102	421,102	60000 - Permanent	436,830	0	0
0	0	53,719	53,719	60100 - Temporary	8,883	0	0
0	1,347	147,180	147,180	60130 - Salary Related Expns	144,538	0	0
0	0	17,158	17,158	60135 - Non Base Fringe	0	0	0
0	1,059	111,797	111,797	60140 - Insurance Benefits	104,748	0	0
0	0	13,317	13,317	60145 - Non Base Insurance	0	0	0

County Assets

FUND 2507: Capital Improvement Fund

FY16 ACTUAL	FY17 ACTUAL	FY18 ADOPTED	FY18 REVISED	EXPENDITURE DETAIL	FY19 PROPOSED	FY19 APPROVED	FY19 ADOPTED
380,473	340,151	0	0	90001 - ATYP Posting (CATS)	0	0	0
372,265	243,837	0	0	95102 - Settle Labor	0	0	0
0	0	0	0	95200 - ATYP Clean Up (Cent)	0	0	0
752,738	590,788	764,273	764,273	TOTAL Personnel	694,999	0	0
4,788,320	10,295,332	23,169,402	23,169,402	TOTAL FUND 2507: Capital Improvement Fund	26,589,218	0	0

COUNTY ASSETS

2507: Capital Improvement Fund

FY16 ADOPTED		FY17 ADOPTED		FY18 ADOPTED		POSITION DETAIL	Salary		FY19 PROPOSED		FY19 APPROVED		FY19 ADOPTED	
FTE	BASE AMT	FTE	BASE AMT	FTE	BASE AMT		MIN	MAX	FTE	BASE AMT	FTE	BASE AMT	FTE	BASE AMT
0.00	0	0.00	0	3.00	248,008	6016-Facilities Specialist 3	33.53	41.22	3.00	248,077	0.00	0	0.00	0
0.00	0	0.00	0	1.00	68,745	6017-Facilities Specialist 2	30.67	37.73	0.50	36,930	0.00	0	0.00	0
0.00	0	0.00	0	0.00	0	6033-Administrative Analyst	28.03	34.48	0.25	14,576	0.00	0	0.00	0
0.00	0	0.00	0	0.25	19,388	6456-Data Analyst/Sr	33.53	41.22	0.00	0	0.00	0	0.00	0
0.00	0	0.00	0	0.40	23,089	9361-Program Supervisor	28.60	44.13	0.00	0	0.00	0	0.00	0
0.00	0	0.00	0	0.00	0	9364-Manager 2	35.67	53.50	0.30	22,344	0.00	0	0.00	0
0.00	0	0.00	0	0.10	10,312	9365-Manager, Sr	38.17	57.25	0.25	29,885	0.00	0	0.00	0
0.00	0	0.00	0	0.50	51,560	9615-Program Manager 1	33.10	51.09	0.35	37,337	0.00	0	0.00	0
0.00	0	0.00	0	0.00	0	SALARY/ACTG ADJUSTMENTS	N/A	N/A	0.00	47,681	0.00	0	0.00	0
0.00	0	0.00	0	5.25	421,102	TOTAL BUDGET			4.65	436,830	0.00	0	0.00	0

County Assets

FUND 2508: Information Technology Capital Fund

FY16 ACTUAL	FY17 ACTUAL	FY18 ADOPTED	FY18 REVISED	EXPENDITURE DETAIL	FY19 PROPOSED	FY19 APPROVED	FY19 ADOPTED
0	234,928	0	0	60550 - Capital Equipment	0	0	0
0	234,928	0	0	TOTAL Capital Outlay	0	0	0
0	1,325,652	4,147,442	4,147,442	60170 - Professional Svcs	2,134,893	0	0
0	1,325,652	4,147,442	4,147,442	TOTAL Contractual Services	2,134,893	0	0
0	10,519	0	0	60430 - Intl Svc Bldg Mgmt	0	0	0
0	183,671	0	0	95430 - Settle Bldg Mgmt Svc	0	0	0
0	194,190	0	0	TOTAL Internal Services	0	0	0
0	48	0	0	60180 - Printing	0	0	0
0	5,653	0	0	60200 - Communications	0	0	0
0	68,117	0	0	60220 - Repairs and Maint	0	0	0
0	75,210	0	0	60240 - Supplies	0	0	0
0	224,786	0	0	60260 - Travel & Training	0	0	0
0	644,804	0	0	60290 - Software, Subscription Computing & Maintenance	0	0	0
0	1,018,616	0	0	TOTAL Materials & Supplies	0	0	0
0	142,348	0	0	60000 - Permanent	114,834	0	0
0	621	0	0	60110 - Overtime	0	0	0
0	727	0	0	60120 - Premium	0	0	0
0	46,969	0	0	60130 - Salary Related Expns	38,814	0	0
0	33,744	0	0	60140 - Insurance Benefits	24,480	0	0
0	330,797	0	0	90001 - ATYP Posting (CATS)	0	0	0
0	30,000	0	0	93002 - Assess Labor	0	0	0
0	585,207	0	0	TOTAL Personnel	178,128	0	0
0	3,358,594	4,147,442	4,147,442	TOTAL FUND 2508: Information Technology Capital Fund	2,313,021	0	0

COUNTY ASSETS

2508: Information Technology Capital Fund

FY16 ADOPTED		FY17 ADOPTED		FY18 ADOPTED		POSITION DETAIL	Salary		FY19 PROPOSED		FY19 APPROVED		FY19 ADOPTED	
FTE	BASE AMT	FTE	BASE AMT	FTE	BASE AMT		MIN	MAX	FTE	BASE AMT	FTE	BASE AMT	FTE	BASE AMT
0.00	0	0.00	113,677	0.00	0	SALARY/ACTG ADJUSTMENTS	N/A	N/A	0.00	114,834	0.00	0	0.00	0
0.00	0	0.00	113,677	0.00	0	TOTAL BUDGET			0.00	114,834	0.00	0	0.00	0

County Assets

FUND 2509: Asset Preservation Fund

FY16 ACTUAL	FY17 ACTUAL	FY18 ADOPTED	FY18 REVISED	EXPENDITURE DETAIL	FY19 PROPOSED	FY19 APPROVED	FY19 ADOPTED
34,039	195,880	0	0	60530 - Buildings	0	0	0
0	242,771	0	0	60550 - Capital Equipment	0	0	0
15,620	11,825	0	0	95109 - Settle Capital	0	0	0
49,659	450,475	0	0	TOTAL Capital Outlay	0	0	0
2,933,283	1,680,767	14,393,542	14,474,736	60170 - Professional Svcs	11,861,508	0	0
2,933,283	1,680,767	14,393,542	14,474,736	TOTAL Contractual Services	11,861,508	0	0
0	0	4,388	4,388	60370 - Intl Svc Telephone	5,615	0	0
0	0	44,770	44,770	60380 - Intl Svc Data Proc	51,683	0	0
0	0	11,948	11,948	60410 - Intl Svc Motor Pool	20,361	0	0
128,569	155,385	0	0	60430 - Intl Svc Bldg Mgmt	0	0	0
0	0	0	0	95107 - Settle Int Svc Expenses	0	0	0
0	0	0	0	95430 - Settle Bldg Mgmt Svc	0	0	0
128,569	155,385	61,106	61,106	TOTAL Internal Services	77,659	0	0
372	701	341	341	60180 - Printing	350	0	0
42,786	3,937	1,200	1,200	60200 - Communications	1,500	0	0
150	2,304	0	0	60210 - Rentals	0	0	0
5,088	630,258	687,702	606,508	60220 - Repairs and Maint	0	0	0
36,707	86,349	4,500	4,500	60240 - Supplies	4,500	0	0
0	0	12,500	12,500	60260 - Travel & Training	4,500	0	0
0	0	100	100	60270 - Local Travel/Mileage	100	0	0
0	0	2,000	2,000	60290 - Software, Subscription Computing & Maintenance	2,500	0	0
0	0	1,000	1,000	60340 - Dues & Subscriptions	1,000	0	0
424,737	1,654,869	0	0	95101 - Settle Matrl & Svcs	0	0	0
-48	0	0	0	95110 - Settle Inv Acct	0	0	0
509,792	2,378,418	709,343	628,149	TOTAL Materials & Supplies	14,450	0	0
0	4,394	421,102	421,102	60000 - Permanent	436,830	0	0
0	0	4,568	4,568	60100 - Temporary	0	0	0
0	1,347	147,180	147,180	60130 - Salary Related Expns	144,538	0	0
0	0	1,459	1,459	60135 - Non Base Fringe	0	0	0
0	1,059	111,797	111,797	60140 - Insurance Benefits	104,748	0	0
0	0	1,104	1,104	60145 - Non Base Insurance	0	0	0
377,764	407,338	0	0	90001 - ATYP Posting (CATS)	0	0	0
666	6,363	0	0	92001 - Sheriff Office OT (CATS)	0	0	0
308,815	230,292	0	0	95102 - Settle Labor	0	0	0
687,245	650,792	687,210	687,210	TOTAL Personnel	686,116	0	0
4,308,549	5,315,837	15,851,201	15,851,201	TOTAL FUND 2509: Asset Preservation Fund	12,639,733	0	0

COUNTY ASSETS

2509: Asset Preservation Fund

FY16 ADOPTED		FY17 ADOPTED		FY18 ADOPTED		POSITION DETAIL	Salary		FY19 PROPOSED		FY19 APPROVED		FY19 ADOPTED	
FTE	BASE AMT	FTE	BASE AMT	FTE	BASE AMT		MIN	MAX	FTE	BASE AMT	FTE	BASE AMT	FTE	BASE AMT
0.00	0	0.00	0	3.00	248,008	6016-Facilities Specialist 3	33.53	41.22	3.00	248,077	0.00	0	0.00	0
0.00	0	0.00	0	1.00	68,745	6017-Facilities Specialist 2	30.67	37.73	0.50	36,930	0.00	0	0.00	0
0.00	0	0.00	0	0.00	0	6033-Administrative Analyst	28.03	34.48	0.25	14,576	0.00	0	0.00	0
0.00	0	0.00	0	0.25	19,388	6456-Data Analyst/Sr	33.53	41.22	0.00	0	0.00	0	0.00	0
0.00	0	0.00	0	0.40	23,089	9361-Program Supervisor	28.60	44.13	0.00	0	0.00	0	0.00	0
0.00	0	0.00	0	0.00	0	9364-Manager 2	35.67	53.50	0.30	22,344	0.00	0	0.00	0
0.00	0	0.00	0	0.10	10,312	9365-Manager, Sr	38.17	57.25	0.25	29,885	0.00	0	0.00	0
0.00	0	0.00	0	0.50	51,560	9615-Program Manager 1	33.10	51.09	0.35	37,337	0.00	0	0.00	0
0.00	0	0.00	0	0.00	0	SALARY/ACTG ADJUSTMENTS	N/A	N/A	0.00	47,681	0.00	0	0.00	0
0.00	0	0.00	0	5.25	421,102	TOTAL BUDGET			4.65	436,830	0.00	0	0.00	0

County Assets

FUND 2510: Health Headquarters Capital Fund

FY16 ACTUAL	FY17 ACTUAL	FY18 ADOPTED	FY18 REVISED	EXPENDITURE DETAIL	FY19 PROPOSED	FY19 APPROVED	FY19 ADOPTED
0	8,042	0	0	60520 - Land	0	0	0
0	8,042	0	0	TOTAL Capital Outlay	0	0	0
2,555,110	12,094,565	78,593,087	78,593,087	60170 - Professional Svcs	28,704,322	0	0
2,555,110	12,094,565	78,593,087	78,593,087	TOTAL Contractual Services	28,704,322	0	0
42,314	32,784	0	0	60430 - Intl Svc Bldg Mgmt	0	0	0
42,314	32,784	0	0	TOTAL Internal Services	0	0	0
47	0	0	0	60200 - Communications	0	0	0
40	0	0	0	60210 - Rentals	0	0	0
117	596	0	0	60240 - Supplies	0	0	0
89	246	0	0	60270 - Local Travel/Mileage	0	0	0
0	22,638	0	0	60280 - Insurance	0	0	0
108	162	0	0	92002 - Equipment Use	0	0	0
0	879	0	0	93001 - Assess Matrl & Svcs	0	0	0
0	4,710	0	0	95101 - Settle Matrl & Svcs	0	0	0
402	29,231	0	0	TOTAL Materials & Supplies	0	0	0
6,441	39,545	0	0	60000 - Permanent	0	0	0
0	0	36,540	36,540	60100 - Temporary	48,293	0	0
2,119	12,122	0	0	60130 - Salary Related Expns	0	0	0
0	0	11,672	11,672	60135 - Non Base Fringe	13,616	0	0
1,205	9,527	0	0	60140 - Insurance Benefits	0	0	0
0	0	8,835	8,835	60145 - Non Base Insurance	10,258	0	0
183,969	192,281	0	0	90001 - ATYP Posting (CATS)	0	0	0
806	2,187	0	0	90002 - ATYP On Call (CATS)	0	0	0
7,902	31,027	0	0	95102 - Settle Labor	0	0	0
202,440	286,687	57,047	57,047	TOTAL Personnel	72,167	0	0
2,800,267	12,451,310	78,650,134	78,650,134	TOTAL FUND 2510: Health Headquarters Capital Fund	28,776,489	0	0

County Assets

FUND 2512: Hansen Building Replacement Fund

FY16 ACTUAL	FY17 ACTUAL	FY18 ADOPTED	FY18 REVISED	EXPENDITURE DETAIL	FY19 PROPOSED	FY19 APPROVED	FY19 ADOPTED
0	1,245,167	0	0	60520 - Land	0	0	0
0	1,245,167	0	0	TOTAL Capital Outlay	0	0	0
0	54,894	3,364,422	3,364,422	60170 - Professional Svcs	4,166,405	0	0
0	54,894	3,364,422	3,364,422	TOTAL Contractual Services	4,166,405	0	0
0	1,300,061	3,364,422	3,364,422	TOTAL FUND 2512: Hansen Building Replacement Fund	4,166,405	0	0

County Assets

FUND 2513: ERP Project Fund

FY16 ACTUAL	FY17 ACTUAL	FY18 ADOPTED	FY18 REVISED	EXPENDITURE DETAIL	FY19 PROPOSED	FY19 APPROVED	FY19 ADOPTED
0	0	37,109,635	37,109,635	60170 - Professional Svcs	16,855,357	0	0
0	0	37,109,635	37,109,635	TOTAL Contractual Services	16,855,357	0	0
0	0	0	0	60430 - Intl Svc Bldg Mgmt	128,274	0	0
0	0	0	0	TOTAL Internal Services	128,274	0	0
0	0	4,000,000	4,000,000	60290 - Software, Subscription Computing & Maintenance	0	0	0
0	0	4,000,000	4,000,000	TOTAL Materials & Supplies	0	0	0
0	0	124,796	124,796	60000 - Permanent	258,202	0	0
0	0	0	0	60100 - Temporary	125,214	0	0
0	0	41,108	41,108	60130 - Salary Related Expns	87,272	0	0
0	0	0	0	60135 - Non Base Fringe	46,259	0	0
0	0	24,461	24,461	60140 - Insurance Benefits	50,914	0	0
0	0	0	0	60145 - Non Base Insurance	25,053	0	0
0	0	190,365	190,365	TOTAL Personnel	592,914	0	0
0	0	41,300,000	41,300,000	TOTAL FUND 2513: ERP Project Fund	17,576,545	0	0

COUNTY ASSETS

2513: ERP Project Fund

FY16 ADOPTED		FY17 ADOPTED		FY18 ADOPTED		POSITION DETAIL	Salary		FY19 PROPOSED		FY19 APPROVED		FY19 ADOPTED	
FTE	BASE AMT	FTE	BASE AMT	FTE	BASE AMT		MIN	MAX	FTE	BASE AMT	FTE	BASE AMT	FTE	BASE AMT
0.00	0	0.00	0	0.00	124,796	SALARY/ACTG ADJUSTMENTS	N/A	N/A	0.00	258,202	0.00	0	0.00	0
0.00	0	0.00	0	0.00	124,796	TOTAL BUDGET			0.00	258,202	0.00	0	0.00	0

County Assets

FUND 3501: Fleet Management Fund

FY16 ACTUAL	FY17 ACTUAL	FY18 ADOPTED	FY18 REVISED	EXPENDITURE DETAIL	FY19 PROPOSED	FY19 APPROVED	FY19 ADOPTED
2,215,976	993,739	557,559	557,559	60550 - Capital Equipment	350,140	0	0
2,215,976	993,739	557,559	557,559	TOTAL Capital Outlay	350,140	0	0
410,794	443,228	405,188	405,188	60170 - Professional Svcs	402,000	0	0
410,794	443,228	405,188	405,188	TOTAL Contractual Services	402,000	0	0
117,749	243,030	288,910	288,910	60360 - Intl Svc Admin Hub	305,882	0	0
7,323	5,163	9,025	9,025	60370 - Intl Svc Telephone	8,370	0	0
173,238	112,769	167,040	167,040	60380 - Intl Svc Data Proc	171,688	0	0
80	0	30,570	30,570	60410 - Intl Svc Motor Pool	51,063	0	0
530,160	678,602	694,131	694,131	60430 - Intl Svc Bldg Mgmt	693,050	0	0
253	56	0	0	60440 - Intl Svc Other	10,500	0	0
4,476	5,908	4,490	4,490	60460 - Intl Svc Dist/Postge	4,195	0	0
23,267	59,418	0	0	95430 - Settle Bldg Mgmt Svc	0	0	0
856,546	1,104,945	1,194,166	1,194,166	TOTAL Internal Services	1,244,748	0	0
3,368	3,436	3,450	3,450	60180 - Printing	3,571	0	0
4,058	5,660	1,120	1,120	60200 - Communications	837	0	0
4,443	342,517	391,588	391,588	60210 - Rentals	536,991	0	0
63,285	56,926	126,787	126,787	60220 - Repairs and Maint	91,500	0	0
0	41	0	0	60230 - Postage	20	0	0
1,317,446	1,395,944	1,641,100	1,641,100	60240 - Supplies	1,646,483	0	0
123	0	0	0	60246 - Med&Dental Supplies	0	0	0
3,427	1,860	15,463	15,463	60260 - Travel & Training	14,896	0	0
86	941	100	100	60270 - Local Travel/Mileage	500	0	0
22,232	397	24,300	24,300	60290 - Software, Subscription Computing & Maintenance	30,200	0	0
0	-52	0	0	60330 - Claims Paid	0	0	0
3,254	5,405	1,000	1,000	60340 - Dues & Subscriptions	6,513	0	0
506	756	0	0	60660 - Goods Issue	0	0	0
-926	0	0	0	60680 - Cash Discounts Taken	0	0	0
0	2,098	0	0	93001 - Assess Matrl & Svcs	0	0	0
218	1,004	0	0	95101 - Settle Matrl & Svcs	0	0	0
1,421,522	1,816,934	2,204,908	2,204,908	TOTAL Materials & Supplies	2,331,511	0	0
583,189	620,514	735,765	735,765	60000 - Permanent	777,916	0	0
67,651	4,856	0	0	60100 - Temporary	30,000	0	0
9,954	24,184	500	500	60110 - Overtime	406	0	0
9,243	263	5,166	5,166	60120 - Premium	2,671	0	0
186,162	214,732	260,899	260,899	60130 - Salary Related Expns	283,194	0	0
9,187	408	150	150	60135 - Non Base Fringe	2,523	0	0
188,956	212,718	257,381	257,381	60140 - Insurance Benefits	271,971	0	0
1,498	104	36	36	60145 - Non Base Insurance	480	0	0
13,471	-2,683	0	0	90001 - ATYP Posting (CATS)	0	0	0
1,065	0	0	0	90002 - ATYP On Call (CATS)	0	0	0
2,145	2,379	0	0	95102 - Settle Labor	0	0	0

FY16 ACTUAL	FY17 ACTUAL	FY18 ADOPTED	FY18 REVISED	EXPENDITURE DETAIL	FY19 PROPOSED	FY19 APPROVED	FY19 ADOPTED
1,072,520	1,077,475	1,259,897	1,259,897	TOTAL Personnel	1,369,161	0	0
5,977,358	5,436,322	5,621,718	5,621,718	TOTAL FUND 3501: Fleet Management Fund	5,697,560	0	0

COUNTY ASSETS

3501: Fleet Management Fund

FY16 ADOPTED		FY17 ADOPTED		FY18 ADOPTED		POSITION DETAIL	Salary		FY19 PROPOSED		FY19 APPROVED		FY19 ADOPTED	
FTE	BASE AMT	FTE	BASE AMT	FTE	BASE AMT		MIN	MAX	FTE	BASE AMT	FTE	BASE AMT	FTE	BASE AMT
1.00	47,523	1.00	48,051	1.00	50,128	6002-Office Assistant/Sr	20.26	24.94	1.00	51,867	0.00	0	0.00	0
1.00	46,134	1.00	46,647	1.00	47,235	6109-Inventory/Stores Specialist 1	19.08	23.50	1.00	48,874	0.00	0	0.00	0
1.00	53,524	1.00	54,120	1.00	54,802	6110-Inventory/Stores Specialist 2	22.16	27.26	1.00	56,703	0.00	0	0.00	0
2.00	81,966	2.00	75,179	1.00	35,323	6125-Motor Pool Attendant	17.00	20.87	1.00	37,619	0.00	0	0.00	0
0.00	0	0.00	0	0.00	0	6179-Fleet Maintenance Technician 1	18.00	22.16	0.00	0	0.00	0	0.00	0
2.00	100,902	2.00	102,024	4.00	187,234	6180-Fleet Maintenance Technician 2	20.87	25.68	4.00	198,788	0.00	0	0.00	0
1.00	56,772	1.00	57,403	1.00	58,127	6181-Body And Fender Technician	23.50	28.91	1.00	60,143	0.00	0	0.00	0
2.00	120,442	2.00	121,782	0.00	0	6182-Fleet Maintenance Technician 3	24.94	30.67	0.00	0	0.00	0	0.00	0
0.00	0	0.00	0	1.00	43,246	6184-Fleet & Support Services Spec	19.64	24.20	1.00	46,917	0.00	0	0.00	0
0.00	0	0.00	0	1.00	67,407	6456-Data Analyst/Sr	33.53	41.22	1.00	69,745	0.00	0	0.00	0
0.10	13,064	0.10	13,259	0.10	13,577	9338-Finance Manager, Sr	44.52	66.78	0.00	0	0.00	0	0.00	0
0.00	0	0.25	17,703	0.25	22,270	9361-Program Supervisor	28.60	44.13	0.25	23,038	0.00	0	0.00	0
0.00	0	0.00	0	0.00	0	9461-Deputy Chief Information Officer	59.31	94.90	0.10	20,255	0.00	0	0.00	0
0.80	68,910	0.80	72,044	0.80	75,426	9615-Program Manager 1	33.10	51.09	0.80	80,369	0.00	0	0.00	0
1.00	55,949	1.00	56,787	1.00	79,778	9689-Fleet Maintenance Supervisor	28.60	40.04	1.00	83,598	0.00	0	0.00	0
0.00	0	0.00	539	0.00	1,212	SALARY/ACTG ADJUSTMENTS	N/A	N/A	0.00	0	0.00	0	0.00	0
11.90	645,186	12.15	665,538	13.15	735,765	TOTAL BUDGET			13.15	777,916	0.00	0	0.00	0

County Assets

FUND 3502: Fleet Asset Replacement Fund

FY16 ACTUAL	FY17 ACTUAL	FY18 ADOPTED	FY18 REVISED	EXPENDITURE DETAIL	FY19 PROPOSED	FY19 APPROVED	FY19 ADOPTED
0	0	6,800,494	6,800,494	60550 - Capital Equipment	7,334,503	0	0
0	0	6,800,494	6,800,494	TOTAL Capital Outlay	7,334,503	0	0
0	0	6,800,494	6,800,494	TOTAL FUND 3502: Fleet Asset Replacement Fund	7,334,503	0	0

County Assets

FUND 3503: Information Technology Fund

FY16 ACTUAL	FY17 ACTUAL	FY18 ADOPTED	FY18 REVISED	EXPENDITURE DETAIL	FY19 PROPOSED	FY19 APPROVED	FY19 ADOPTED
707,621	468,131	1,733,820	1,733,820	60550 - Capital Equipment	1,427,189	0	0
707,621	468,131	1,733,820	1,733,820	TOTAL Capital Outlay	1,427,189	0	0
3,254,141	2,735,780	1,427,757	2,900,515	60170 - Professional Svcs	1,911,000	0	0
3,254,141	2,735,780	1,427,757	2,900,515	TOTAL Contractual Services	1,911,000	0	0
2,354,280	2,661,429	3,140,365	3,140,365	60360 - Intl Svc Admin Hub	3,497,268	0	0
0	0	0	0	60370 - Intl Svc Telephone	0	0	0
28,995	40,460	42,458	42,458	60410 - Intl Svc Motor Pool	78,744	0	0
1,039,235	1,178,254	1,103,769	1,103,769	60430 - Intl Svc Bldg Mgmt	1,243,170	0	0
399	177	387	387	60440 - Intl Svc Other	0	0	0
950,000	950,000	6,446,205	6,446,205	60450 - IntlSvcReimbCapDebRe	5,183,974	0	0
25,580	24,936	24,727	24,727	60460 - Intl Svc Dist/Postge	35,706	0	0
138,729	282,027	0	0	95430 - Settle Bldg Mgmt Svc	0	0	0
4,537,218	5,137,283	10,757,911	10,757,911	TOTAL Internal Services	10,038,862	0	0
18,755	22,510	29,500	29,500	60180 - Printing	10,209	0	0
151,740	152,171	151,740	151,740	60190 - Utilities	152,400	0	0
3,429,633	3,399,447	3,649,688	3,649,688	60200 - Communications	3,699,781	0	0
171,900	154,520	174,540	174,540	60210 - Rentals	173,900	0	0
1,401,146	1,311,094	589,000	589,000	60220 - Repairs and Maint	640,900	0	0
93	0	1,000	1,000	60230 - Postage	0	0	0
2,391,746	1,845,103	2,589,436	2,589,436	60240 - Supplies	2,100,534	0	0
4	18	0	0	60246 - Med&Dental Supplies	0	0	0
249,898	303,742	423,408	423,408	60260 - Travel & Training	447,785	0	0
9,717	7,738	11,950	11,950	60270 - Local Travel/Mileage	8,350	0	0
51,549	51,158	0	0	60280 - Insurance	0	0	0
4,748,368	4,093,000	4,916,676	4,916,676	60290 - Software, Subscription Computing & Maintenance	8,518,091	0	0
20	0	0	0	60330 - Claims Paid	0	0	0
57,859	8,972	184,700	184,700	60340 - Dues & Subscriptions	168,600	0	0
0	0	0	0	60600 - Goods Issue To Scrap	0	0	0
-15,887	-90,442	0	0	60680 - Cash Discounts Taken	0	0	0
0	0	0	0	95101 - Settle Matrl & Svcs	0	0	0
12,666,542	11,259,031	12,721,638	12,721,638	TOTAL Materials & Supplies	15,920,550	0	0
14,956,317	15,393,167	16,371,911	16,391,507	60000 - Permanent	16,755,520	0	0
120,676	104,695	1,262,435	1,262,435	60100 - Temporary	1,414,918	0	0
133,992	103,632	311,677	311,674	60110 - Overtime	313,013	0	0
28,428	41,205	209,393	209,393	60120 - Premium	0	0	0
4,513,443	4,984,864	5,647,589	5,653,848	60130 - Salary Related Expns	5,886,053	0	0
12,498	18,921	406,185	406,185	60135 - Non Base Fringe	461,502	0	0
3,224,514	3,452,661	3,765,322	3,766,712	60140 - Insurance Benefits	3,819,845	0	0
2,714	2,288	304,792	304,792	60145 - Non Base Insurance	299,351	0	0
-290,807	-609,891	0	0	90001 - ATYP Posting (CATS)	0	0	0

FY16 ACTUAL	FY17 ACTUAL	FY18 ADOPTED	FY18 REVISED	EXPENDITURE DETAIL	FY19 PROPOSED	FY19 APPROVED	FY19 ADOPTED
22,701,776	23,491,543	28,279,304	28,306,546	TOTAL Personnel	28,950,202	0	0
43,867,297	43,091,768	54,920,430	56,420,430	TOTAL FUND 3503: Information Technology Fund	58,247,803	0	0

COUNTY ASSETS

3503: Information Technology Fund

FY16 ADOPTED		FY17 ADOPTED		FY18 ADOPTED		POSITION DETAIL	Salary		FY19 PROPOSED		FY19 APPROVED		FY19 ADOPTED	
FTE	BASE AMT	FTE	BASE AMT	FTE	BASE AMT		MIN	MAX	FTE	BASE AMT	FTE	BASE AMT	FTE	BASE AMT
5.00	496,829	5.00	500,874	5.00	494,643	6055-Business Analyst/Sr	45.08	55.41	5.00	511,795	0.00	0	0.00	0
1.00	45,920	1.00	47,696	1.00	49,768	6074-Data Technician	22.16	27.26	0.00	0	0.00	0	0.00	0
1.00	53,524	0.00	0	0.00	0	6178-Program Communications Specialist	27.26	33.53	0.00	0	0.00	0	0.00	0
0.00	0	0.00	0	0.00	0	6194-IT Business Consultant	34.48	42.47	1.00	82,632	0.00	0	0.00	0
16.80	1,633,501	20.00	1,934,400	21.00	2,067,597	6198-IT Business Consultant/Sr	41.22	50.73	24.00	2,450,053	0.00	0	0.00	0
0.00	0	1.00	70,531	1.00	73,628	6200-Program Communications Coordinator	33.53	41.22	1.00	78,471	0.00	0	0.00	0
7.00	570,058	4.00	357,015	4.00	364,431	6405-Development Analyst	37.72	46.39	3.00	265,039	0.00	0	0.00	0
26.00	2,571,309	29.00	2,957,780	31.00	3,195,478	6406-Development Analyst/Sr	45.08	55.42	30.00	3,300,562	0.00	0	0.00	0
1.00	93,859	1.00	94,903	1.00	96,099	6407-Database Administrator	38.86	47.80	1.00	99,432	0.00	0	0.00	0
10.00	1,032,711	8.00	867,278	7.00	779,751	6408-Database Administrator/Sr	45.08	55.41	7.00	806,792	0.00	0	0.00	0
11.00	1,072,118	12.00	1,226,524	12.00	1,270,886	6410-Network Administrator/Sr	45.08	55.42	12.00	1,346,644	0.00	0	0.00	0
17.00	1,794,637	18.00	1,906,228	17.00	1,854,659	6412-Systems Administrator/Sr	45.08	55.41	16.00	1,810,262	0.00	0	0.00	0
1.00	93,176	0.00	0	0.00	0	6414-Systems Administrator	38.86	47.80	0.00	0	0.00	0	0.00	0
4.00	224,290	4.00	222,839	4.00	229,706	6415-Information Specialist 1	24.20	29.78	4.00	233,767	0.00	0	0.00	0
27.15	1,821,376	29.15	1,989,001	27.15	1,856,687	6416-Information Specialist 2	28.91	35.51	27.15	1,905,199	0.00	0	0.00	0
2.00	142,456	1.00	79,287	3.00	241,452	6417-Information Specialist 3	32.51	40.02	3.00	241,551	0.00	0	0.00	0
2.00	193,680	2.00	213,962	1.00	111,393	6419-SAP Developer Sr	45.08	55.41	1.00	115,256	0.00	0	0.00	0
2.00	184,792	2.00	227,355	0.00	0	9451-IT Supervisor	38.17	57.25	0.00	0	0.00	0	0.00	0
1.00	105,594	2.00	203,279	3.00	332,790	9452-IT Manager 1	41.22	61.83	3.00	344,272	0.00	0	0.00	0
8.00	1,098,103	8.00	1,094,919	8.00	1,129,042	9453-IT Manager 2	46.23	73.97	8.00	1,232,611	0.00	0	0.00	0
2.00	300,190	3.00	411,098	3.00	422,551	9454-IT Manager/Senior	49.93	79.89	3.00	437,852	0.00	0	0.00	0
1.00	130,234	0.00	0	1.00	133,077	9456-IT Security Manager	46.23	73.97	1.00	141,798	0.00	0	0.00	0
3.00	294,261	2.00	189,266	2.00	230,772	9458-IT Project Manager 1	38.17	57.25	2.00	234,373	0.00	0	0.00	0
8.00	926,202	10.00	1,162,599	10.00	1,238,383	9459-IT Project Manager 2	41.22	61.83	10.00	1,241,644	0.00	0	0.00	0
1.00	168,785	1.00	171,311	1.00	175,415	9461-Deputy Chief Information Officer	59.31	94.90	0.80	162,040	0.00	0	0.00	0
1.00	59,917	0.00	0	0.00	0	9670-Human Resources Analyst 2	27.21	40.82	0.00	0	0.00	0	0.00	0
1.00	81,394	2.00	153,999	2.00	161,230	9748-Human Resources Analyst, Senior	31.16	46.73	2.00	171,795	0.00	0	0.00	0
0.00	-220	0.00	47,038	0.00	-137,527	SALARY/ACTG ADJUSTMENTS	N/A	N/A	0.00	-458,320	0.00	0	0.00	0
159.95	15,188,696	165.15	16,129,182	165.15	16,371,911	TOTAL BUDGET			164.95	16,755,520	0.00	0	0.00	0

County Assets

FUND 3504: Mail Distribution Fund

FY16 ACTUAL	FY17 ACTUAL	FY18 ADOPTED	FY18 REVISED	EXPENDITURE DETAIL	FY19 PROPOSED	FY19 APPROVED	FY19 ADOPTED
59,574	0	654,898	654,898	60550 - Capital Equipment	468,420	0	0
59,574	0	654,898	654,898	TOTAL Capital Outlay	468,420	0	0
16,055	18,153	57,850	57,850	60170 - Professional Svcs	27,579	0	0
16,055	18,153	57,850	57,850	TOTAL Contractual Services	27,579	0	0
98,622	165,332	180,643	180,643	60360 - Intl Svc Admin Hub	178,810	0	0
5,378	11,259	6,376	6,376	60370 - Intl Svc Telephone	7,160	0	0
70,871	53,070	127,736	127,736	60380 - Intl Svc Data Proc	169,592	0	0
82,089	76,701	90,250	90,250	60410 - Intl Svc Motor Pool	97,907	0	0
391,647	426,479	471,783	471,783	60430 - Intl Svc Bldg Mgmt	549,405	0	0
870	580	0	0	60440 - Intl Svc Other	1,200	0	0
170	0	0	0	60460 - Intl Svc Dist/Postge	12,103	0	0
2,751	23,371	0	0	95430 - Settle Bldg Mgmt Svc	0	0	0
652,397	756,791	876,788	876,788	TOTAL Internal Services	1,016,177	0	0
4,006	2,679	3,000	3,000	60180 - Printing	1,836	0	0
3,194	3,316	2,600	2,600	60200 - Communications	3,063	0	0
1,404	2,652	3,000	3,000	60210 - Rentals	1,718	0	0
4,678	683	2,400	2,400	60220 - Repairs and Maint	2,118	0	0
709,408	709,114	745,000	745,000	60230 - Postage	698,633	0	0
12,940	17,368	18,000	18,000	60240 - Supplies	14,869	0	0
9,482	5,937	11,892	11,892	60260 - Travel & Training	6,650	0	0
109	121	0	0	60270 - Local Travel/Mileage	0	0	0
37,195	11,332	47,480	47,480	60290 - Software, Subscription Computing & Maintenance	101,089	0	0
975	1,247	1,583	1,583	60340 - Dues & Subscriptions	1,301	0	0
0	57	0	0	60660 - Goods Issue	0	0	0
-756	0	0	0	60680 - Cash Discounts Taken	0	0	0
0	60	0	0	93001 - Assess Matrl & Svcs	0	0	0
0	205	0	0	95101 - Settle Matrl & Svcs	0	0	0
782,634	754,771	834,955	834,955	TOTAL Materials & Supplies	831,277	0	0
579,871	582,851	615,943	615,943	60000 - Permanent	650,408	0	0
32,860	11,191	28,000	28,000	60100 - Temporary	85,143	0	0
485	1,118	600	600	60110 - Overtime	796	0	0
3,077	3,125	0	0	60120 - Premium	3,392	0	0
180,584	187,783	216,832	216,832	60130 - Salary Related Expns	235,305	0	0
7,313	3,470	8,945	8,945	60135 - Non Base Fringe	21,830	0	0
203,088	212,634	227,809	227,809	60140 - Insurance Benefits	240,830	0	0
723	245	1,988	1,988	60145 - Non Base Insurance	20,118	0	0
-7,152	7,140	0	0	90001 - ATYP Posting (CATS)	0	0	0
-1,065	0	0	0	90002 - ATYP On Call (CATS)	0	0	0
585	649	0	0	95102 - Settle Labor	0	0	0

FY16 ACTUAL	FY17 ACTUAL	FY18 ADOPTED	FY18 REVISED	EXPENDITURE DETAIL	FY19 PROPOSED	FY19 APPROVED	FY19 ADOPTED
1,000,370	1,010,206	1,100,117	1,100,117	TOTAL Personnel	1,257,822	0	0
2,511,031	2,539,921	3,524,608	3,524,608	TOTAL FUND 3504: Mail Distribution Fund	3,601,275	0	0

COUNTY ASSETS

3504: Mail Distribution Fund

FY16 ADOPTED		FY17 ADOPTED		FY18 ADOPTED		POSITION DETAIL	Salary		FY19 PROPOSED		FY19 APPROVED		FY19 ADOPTED	
FTE	BASE AMT	FTE	BASE AMT	FTE	BASE AMT		MIN	MAX	FTE	BASE AMT	FTE	BASE AMT	FTE	BASE AMT
3.00	180,774	3.00	190,810	2.00	122,209	6021-Program Specialist	27.26	33.53	2.00	129,428	0.00	0	0.00	0
2.00	83,590	2.00	93,294	2.00	86,550	6116-Records Administration Asst	19.08	23.50	2.00	90,797	0.00	0	0.00	0
6.00	253,422	6.00	256,242	6.00	259,476	6124-Driver	17.49	21.50	6.00	268,374	0.00	0	0.00	0
0.00	0	0.00	0	1.00	70,734	6456-Data Analyst/Sr	33.53	41.22	1.00	75,385	0.00	0	0.00	0
0.75	50,750	0.00	0	0.00	0	9025-Operations Supervisor	24.71	34.59	0.00	0	0.00	0	0.00	0
0.10	13,064	0.10	13,259	0.10	13,577	9338-Finance Manager, Sr	44.52	66.78	0.00	0	0.00	0	0.00	0
0.00	0	0.50	35,406	0.50	44,540	9361-Program Supervisor	28.60	44.13	0.50	46,077	0.00	0	0.00	0
0.00	0	0.00	0	0.00	0	9461-Deputy Chief Information Officer	59.31	94.90	0.10	20,255	0.00	0	0.00	0
0.20	17,228	0.20	18,011	0.20	18,857	9615-Program Manager 1	33.10	51.09	0.20	20,092	0.00	0	0.00	0
0.00	0	0.00	1,078	0.00	0	SALARY/ACTG ADJUSTMENTS	N/A	N/A	0.00	0	0.00	0	0.00	0
12.05	598,828	11.80	608,100	11.80	615,943	TOTAL BUDGET			11.80	650,408	0.00	0	0.00	0

County Assets

FUND 3505: Facilities Management Fund

FY16 ACTUAL	FY17 ACTUAL	FY18 ADOPTED	FY18 REVISED	EXPENDITURE DETAIL	FY19 PROPOSED	FY19 APPROVED	FY19 ADOPTED
35,342	6,622	0	0	60530 - Buildings	0	0	0
15,556	20,712	0	0	60550 - Capital Equipment	0	0	0
-35,342	-17,210	0	0	95109 - Settle Capital	0	0	0
15,556	10,124	0	0	TOTAL Capital Outlay	0	0	0
5,951	6,260	0	0	60160 - Pass-Thru & Pgm Supt	0	0	0
9,327,636	10,587,471	7,923,053	7,923,053	60170 - Professional Svcs	7,632,124	0	0
9,333,586	10,593,731	7,923,053	7,923,053	TOTAL Contractual Services	7,632,124	0	0
0	357,798	194,290	194,290	60490 - Principal	2,602,939	0	0
0	119,768	107,072	107,072	60500 - Interest	722,017	0	0
0	477,566	301,362	301,362	TOTAL Debt Service	3,324,956	0	0
1,747,240	1,426,235	1,736,790	1,736,790	60360 - Intl Svc Admin Hub	1,844,213	0	0
132,534	125,194	102,338	102,338	60370 - Intl Svc Telephone	101,742	0	0
803,828	979,200	1,056,569	1,056,569	60380 - Intl Svc Data Proc	1,366,715	0	0
563,214	542,570	696,351	696,351	60410 - Intl Svc Motor Pool	747,290	0	0
183,543	151,969	140,000	140,000	60440 - Intl Svc Other	146,272	0	0
4,979,772	4,243,000	4,718,000	4,718,000	60450 - IntlSvcReimbCapDebRe	11,701,231	0	0
16,145	20,153	21,670	21,670	60460 - Intl Svc Dist/Postge	24,822	0	0
-37,068	0	0	0	95107 - Settle Int Svc Expenses	0	0	0
-7,906,326	-8,733,445	0	0	95430 - Settle Bldg Mgmt Svc	0	0	0
482,882	-1,245,124	8,471,718	8,471,718	TOTAL Internal Services	15,932,285	0	0
23,151	21,900	21,400	21,400	60180 - Printing	21,200	0	0
5,767,488	5,906,597	5,875,000	5,875,000	60190 - Utilities	5,944,965	0	0
430,183	440,191	13,960	13,960	60200 - Communications	18,826	0	0
6,242,809	5,485,820	6,095,938	6,095,938	60210 - Rentals	4,955,863	0	0
2,652,002	4,202,345	2,269,899	2,269,899	60220 - Repairs and Maint	3,226,723	0	0
446	54	0	0	60230 - Postage	0	0	0
3,306,337	1,541,260	1,180,950	1,180,950	60240 - Supplies	1,076,550	0	0
505	25	0	0	60246 - Med&Dental Supplies	0	0	0
56,879	32,771	87,500	87,500	60260 - Travel & Training	40,000	0	0
3,545	3,842	5,100	5,100	60270 - Local Travel/Mileage	5,500	0	0
53,691	51,453	55,000	55,000	60280 - Insurance	55,000	0	0
23,847	33,110	73,500	73,500	60290 - Software, Subscription Computing & Maintenance	39,858	0	0
11,074	23,410	13,000	13,000	60340 - Dues & Subscriptions	6,600	0	0
0	0	0	0	60600 - Goods Issue To Scrap	0	0	0
4,391	3,954	0	0	60660 - Goods Issue	0	0	0
-372	-1,443	0	0	60680 - Cash Discounts Taken	0	0	0
2,761	9,153	0	0	92002 - Equipment Use	0	0	0
0	24,005	0	0	93001 - Assess Matrl & Svcs	0	0	0
-2,067,899	-2,914,433	0	0	95101 - Settle Matrl & Svcs	0	0	0
93	0	0	0	95110 - Settle Inv Acctnt	0	0	0
-648	0	0	0	95112 - Settle Equip Use	0	0	0

County Assets

FUND 3505: Facilities Management Fund

FY16 ACTUAL	FY17 ACTUAL	FY18 ADOPTED	FY18 REVISED	EXPENDITURE DETAIL	FY19 PROPOSED	FY19 APPROVED	FY19 ADOPTED
16,510,284	14,864,014	15,691,247	15,691,247	TOTAL Materials & Supplies	15,391,085	0	0
6,634,336	7,160,319	7,143,860	7,138,003	60000 - Permanent	7,730,302	0	0
380,745	57,531	112,468	112,468	60100 - Temporary	203,798	0	0
418,686	364,254	340,049	345,906	60110 - Overtime	380,775	0	0
131,909	125,926	131,765	131,765	60120 - Premium	124,200	0	0
2,156,769	2,464,370	2,711,374	2,711,374	60130 - Salary Related Expns	3,028,396	0	0
50,882	12,375	22,350	22,350	60135 - Non Base Fringe	59,040	0	0
1,787,557	2,000,213	2,051,729	2,051,729	60140 - Insurance Benefits	2,256,446	0	0
10,349	1,513	20,557	20,557	60145 - Non Base Insurance	22,538	0	0
-1,326,268	-1,231,151	0	0	90001 - ATYP Posting (CATS)	0	0	0
-1,941	-2,760	0	0	90002 - ATYP On Call (CATS)	0	0	0
-796,436	-612,051	0	0	95102 - Settle Labor	0	0	0
0	-49,132	0	0	95200 - ATYP Clean Up (Cent)	0	0	0
9,446,586	10,291,405	12,534,152	12,534,152	TOTAL Personnel	13,805,495	0	0
35,788,895	34,991,716	44,921,532	44,921,532	TOTAL FUND 3505: Facilities Management Fund	56,085,945	0	0

COUNTY ASSETS

3505: Facilities Management Fund

FY16 ADOPTED		FY17 ADOPTED		FY18 ADOPTED		POSITION DETAIL	Salary		FY19 PROPOSED		FY19 APPROVED		FY19 ADOPTED	
FTE	BASE AMT	FTE	BASE AMT	FTE	BASE AMT		MIN	MAX	FTE	BASE AMT	FTE	BASE AMT	FTE	BASE AMT
6.00	450,000	9.00	676,392	10.00	761,774	3061-Electrician	37.77	38.91	10.00	809,260	0.00	0	0.00	0
0.50	16,684	0.50	16,870	0.50	21,622	6001-Office Assistant 2	17.49	21.51	0.50	22,371	0.00	0	0.00	0
0.00	0	0.00	0	0.00	0	6005-Executive Specialist	23.49	28.92	1.00	54,476	0.00	0	0.00	0
0.00	0	1.00	49,507	1.00	50,131	6010-Facilities Specialist 1	24.94	30.67	1.00	54,342	0.00	0	0.00	0
1.00	65,835	1.00	66,568	0.00	0	6015-Contract Specialist	27.26	33.53	0.00	0	0.00	0	0.00	0
20.00	1,583,173	22.00	1,736,709	17.00	1,354,946	6016-Facilities Specialist 3	33.53	41.22	14.00	1,168,724	0.00	0	0.00	0
4.00	279,809	6.00	407,331	3.00	215,642	6017-Facilities Specialist 2	30.67	37.73	5.00	365,036	0.00	0	0.00	0
0.00	0	0.00	0	0.00	0	6033-Administrative Analyst	28.03	34.48	0.50	29,152	0.00	0	0.00	0
1.00	44,858	1.00	45,357	1.00	45,928	6054-Administrative Assistant	N/A	N/A	0.00	0	0.00	0	0.00	0
0.00	0	2.00	141,062	3.00	247,224	6063-Project Manager	35.51	43.73	3.00	272,850	0.00	0	0.00	0
6.50	371,323	7.00	386,109	7.00	394,820	6097-Fac Maint Dispatch/Scheduler	25.68	31.58	7.00	412,386	0.00	0	0.00	0
3.00	147,383	3.00	158,328	2.00	104,998	6100-Lighting Technician	22.84	28.04	2.00	110,580	0.00	0	0.00	0
1.00	69,755	1.00	70,531	1.00	71,420	6113-Property Management Specialist	28.91	35.51	0.00	0	0.00	0	0.00	0
2.00	161,872	2.00	163,674	2.00	165,736	6114-Property Management Specialist/Sr	33.53	41.22	3.00	249,955	0.00	0	0.00	0
11.00	691,856	12.00	765,324	13.00	839,553	6121-HVAC Engineer	34.27	34.27	0.00	0	0.00	0	0.00	0
0.00	0	0.00	0	0.00	0	6121-HVAC Engineer Senior	34.27	34.27	12.00	855,348	0.00	0	0.00	0
1.00	72,685	1.00	73,704	1.00	74,633	6122-Building Automation System Special	42.11	42.11	1.00	87,597	0.00	0	0.00	0
2.00	90,296	3.00	137,343	3.00	139,074	6123-HVAC Assistant	24.52	24.52	3.00	153,000	0.00	0	0.00	0
0.00	0	0.00	0	0.00	0	6126-HVAC Engineer	32.20	32.20	1.00	66,974	0.00	0	0.00	0
5.00	375,305	5.00	379,480	5.00	384,265	6143-Electronic Technician	37.77	38.91	5.00	404,630	0.00	0	0.00	0
1.00	81,595	1.00	82,503	1.00	83,543	6144-Electronic Technician/Chief	41.10	42.29	1.00	87,971	0.00	0	0.00	0
9.00	560,297	9.00	576,284	10.00	645,756	6147-Carpenter	27.26	33.53	10.00	642,919	0.00	0	0.00	0
2.00	116,948	2.00	118,248	2.00	119,740	6149-Locksmith	24.20	29.78	3.00	174,237	0.00	0	0.00	0
5.00	340,770	6.00	411,425	6.00	416,608	6155-Alarm Technician	34.28	35.33	6.00	438,692	0.00	0	0.00	0
5.00	436,044	2.00	202,154	1.00	104,984	6311-Engineer 3	42.47	52.22	1.00	108,625	0.00	0	0.00	0
1.00	80,936	1.00	66,568	0.50	38,776	6456-Data Analyst/Sr	33.53	41.22	1.00	69,745	0.00	0	0.00	0
0.25	16,917	0.00	0	0.00	0	9025-Operations Supervisor	24.71	34.59	0.00	0	0.00	0	0.00	0
2.00	154,072	1.00	101,447	0.00	0	9063-Project Manager	33.10	46.34	0.00	0	0.00	0	0.00	0
0.00	0	0.00	0	1.00	93,313	9149-Facilities Strategic Plan & Proj Mgr	46.23	73.97	1.00	134,663	0.00	0	0.00	0
3.00	247,611	3.25	274,282	3.45	289,846	9361-Program Supervisor	28.60	44.13	3.25	281,141	0.00	0	0.00	0
1.00	104,673	1.00	106,239	0.00	0	9364-Manager 2	35.67	53.50	1.40	104,271	0.00	0	0.00	0
1.00	112,001	1.00	75,784	1.80	196,100	9365-Manager, Sr	38.17	57.25	2.50	285,914	0.00	0	0.00	0

COUNTY ASSETS

3505: Facilities Management Fund

FY16 ADOPTED		FY17 ADOPTED		FY18 ADOPTED		POSITION DETAIL	Salary		FY19 PROPOSED		FY19 APPROVED		FY19 ADOPTED	
FTE	BASE AMT	FTE	BASE AMT	FTE	BASE AMT		MIN	MAX	FTE	BASE AMT	FTE	BASE AMT	FTE	BASE AMT
2.00	164,695	2.00	167,161	1.00	103,119	9615-Program Manager 1	33.10	51.09	0.30	32,003	0.00	0	0.00	0
1.00	119,146	1.00	124,562	0.00	0	9672-Engineering Services Manager 2	46.23	73.97	0.00	0	0.00	0	0.00	0
1.00	90,441	1.00	146,871	1.00	149,295	9679-Facilities & Property Mgnt Division Dir	46.23	73.97	1.00	154,445	0.00	0	0.00	0
0.00	131,386	0.00	111,458	0.00	31,014	SALARY/ACTG ADJUSTMENTS	N/A	N/A	0.00	98,995	0.00	0	0.00	0
98.25	7,178,366	107.75	7,839,275	98.25	7,143,860	TOTAL BUDGET			100.45	7,730,302	0.00	0	0.00	0

County Human Services

FUND 1000: General Fund

FY16 ACTUAL	FY17 ACTUAL	FY18 ADOPTED	FY18 REVISED	EXPENDITURE DETAIL	FY19 PROPOSED	FY19 APPROVED	FY19 ADOPTED
695,099	0	0	0	60530 - Buildings	0	0	0
72,039	8,491	0	0	60550 - Capital Equipment	0	0	0
767,138	8,491	0	0	TOTAL Capital Outlay	0	0	0
3,782,325	3,950,800	6,570,601	5,580,519	60150 - Cnty Match & Sharing	5,958,831	0	0
1,323,602	1,355,303	772,877	772,877	60155 - Direct Client Asst.	731,434	0	0
28,101,390	21,690,852	23,228,672	23,224,815	60160 - Pass-Thru & Pgm Supt	23,704,167	0	0
1,294,789	963,947	957,995	1,155,843	60170 - Professional Svcs	905,723	0	0
31,190	0	0	0	95106 - Settle Passthru/Supp	0	0	0
34,533,295	27,960,901	31,530,145	30,734,054	TOTAL Contractual Services	31,300,155	0	0
-611	0	0	0	60360 - Intl Svc Admin Hub	0	0	0
96,896	131,116	130,225	130,225	60370 - Intl Svc Telephone	165,750	0	0
857,745	1,007,419	1,364,068	1,364,068	60380 - Intl Svc Data Proc	1,493,183	0	0
190,548	108,149	77,742	77,742	60410 - Intl Svc Motor Pool	131,810	0	0
953,384	1,033,064	1,109,768	1,109,768	60430 - Intl Svc Bldg Mgmt	1,513,782	0	0
13,782	9,735	0	0	60440 - Intl Svc Other	0	0	0
40,345	25,791	52,825	52,825	60460 - Intl Svc Dist/Postge	62,301	0	0
19,345	0	0	0	95107 - Settle Int Svc Expenses	0	0	0
516,487	118,402	0	0	95430 - Settle Bldg Mgmt Svc	0	0	0
2,687,923	2,433,676	2,734,628	2,734,628	TOTAL Internal Services	3,366,826	0	0
62,695	65,110	74,165	62,165	60180 - Printing	42,145	0	0
7,575	8,442	8,766	8,766	60200 - Communications	8,690	0	0
30,855	53,377	32,340	32,340	60210 - Rentals	27,170	0	0
450	18	156,802	147,198	60220 - Repairs and Maint	270,129	0	0
979	3,154	4,050	4,050	60230 - Postage	1,679	0	0
497,271	217,924	251,200	446,429	60240 - Supplies	184,420	0	0
28	2,104	0	0	60246 - Med&Dental Supplies	0	0	0
183,297	230,280	147,537	147,537	60260 - Travel & Training	131,542	0	0
13,294	14,307	14,466	14,466	60270 - Local Travel/Mileage	21,502	0	0
29,459	132,107	7,128	7,128	60290 - Software, Subscription Computing & Maintenance	10,850	0	0
2,023	0	0	0	60320 - Refunds	0	0	0
0	20	0	0	60330 - Claims Paid	0	0	0
16,193	26,235	21,260	21,260	60340 - Dues & Subscriptions	50,986	0	0
15	0	0	0	60660 - Goods Issue	0	0	0
6,258	7,452	0	0	95101 - Settle Matrl & Svcs	0	0	0
850,391	760,529	717,714	891,339	TOTAL Materials & Supplies	749,113	0	0
8,035,355	8,405,954	9,688,151	10,252,551	60000 - Permanent	10,094,022	0	0
337,846	177,246	0	36,493	60100 - Temporary	336,060	0	0
27,433	32,393	8,000	8,000	60110 - Overtime	8,000	0	0
21,865	19,916	0	0	60120 - Premium	0	0	0
2,458,162	2,761,368	3,324,914	3,503,554	60130 - Salary Related Expns	3,579,314	0	0
52,171	35,852	0	11,656	60135 - Non Base Fringe	25,051	0	0

County Human Services

FUND 1000: General Fund

FY16 ACTUAL	FY17 ACTUAL	FY18 ADOPTED	FY18 REVISED	EXPENDITURE DETAIL	FY19 PROPOSED	FY19 APPROVED	FY19 ADOPTED
2,255,805	2,441,726	2,844,968	3,052,635	60140 - Insurance Benefits	3,037,437	0	0
6,869	5,424	0	14,109	60145 - Non Base Insurance	23,346	0	0
339	158	0	0	90001 - ATYP Posting (CATS)	0	0	0
32,765	0	0	0	95102 - Settle Labor	0	0	0
13,228,611	13,880,037	15,866,033	16,878,998	TOTAL Personnel	17,103,230	0	0
52,067,357	45,043,634	50,848,520	51,239,019	TOTAL FUND 1000: General Fund	52,519,324	0	0

COUNTY HUMAN SERVICES

1000: General Fund

FY16 ADOPTED		FY17 ADOPTED		FY18 ADOPTED		POSITION DETAIL	Salary		FY19 PROPOSED		FY19 APPROVED		FY19 ADOPTED	
FTE	BASE AMT	FTE	BASE AMT	FTE	BASE AMT		MIN	MAX	FTE	BASE AMT	FTE	BASE AMT	FTE	BASE AMT
9.99	371,520	6.88	261,067	4.88	189,721	6001-Office Assistant 2	17.49	21.51	3.90	162,508	0.00	0	0.00	0
5.66	252,155	3.79	164,350	5.79	261,189	6002-Office Assistant/Sr	20.26	24.94	5.66	264,792	0.00	0	0.00	0
1.00	55,062	1.00	55,675	1.00	56,376	6003-Clerical Unit Coordinator	22.84	28.03	1.00	58,304	0.00	0	0.00	0
1.00	48,963	0.00	0	1.00	50,131	6005-Administrative Specialist	23.49	28.92	0.00	0	0.00	0	0.00	0
0.00	0	0.00	0	0.00	0	6005-Executive Specialist	23.49	28.92	1.00	53,553	0.00	0	0.00	0
0.87	42,597	1.00	49,507	1.00	50,131	6011-Contract Technician	20.26	24.94	1.00	51,870	0.00	0	0.00	0
0.45	22,204	0.45	21,622	0.45	21,892	6013-Community Information Spec	21.50	26.44	0.45	23,031	0.00	0	0.00	0
3.61	205,734	5.00	300,492	5.00	313,422	6015-Contract Specialist	27.26	33.53	4.00	265,080	0.00	0	0.00	0
1.04	50,649	0.04	1,665	0.04	1,698	6020-Program Technician	20.26	24.94	0.06	2,587	0.00	0	0.00	0
15.05	921,041	12.15	753,711	11.52	713,255	6021-Program Specialist	27.26	33.53	10.17	653,216	0.00	0	0.00	0
2.61	162,923	2.61	164,355	1.89	123,478	6022-Program Coordinator	27.26	33.53	1.61	112,161	0.00	0	0.00	0
1.83	131,596	2.09	151,398	2.09	153,484	6026-Budget Analyst	32.51	40.02	2.14	170,370	0.00	0	0.00	0
2.61	134,926	4.00	195,654	4.00	203,669	6029-Finance Specialist 1	24.20	29.78	3.00	164,315	0.00	0	0.00	0
3.48	200,673	5.00	282,951	4.00	232,737	6030-Finance Specialist 2	28.03	34.48	1.00	69,724	0.00	0	0.00	0
0.87	57,277	1.00	71,076	1.00	74,181	6031-Contract Specialist/Sr	32.51	40.02	1.00	79,061	0.00	0	0.00	0
1.74	113,434	2.00	131,835	3.00	197,403	6032-Finance Specialist/Sr	33.52	41.21	4.00	297,636	0.00	0	0.00	0
0.46	26,791	1.18	69,901	1.18	71,631	6033-Administrative Analyst	28.03	34.48	1.28	82,471	0.00	0	0.00	0
2.60	149,972	2.48	148,148	2.84	177,395	6073-Data Analyst	28.03	34.48	3.90	244,069	0.00	0	0.00	0
2.00	102,010	2.00	104,629	2.00	105,740	6074-Data Technician	22.16	27.26	2.00	112,837	0.00	0	0.00	0
0.65	44,143	0.00	0	0.00	0	6083-Housing Development Specialist	28.03	34.48	0.00	0	0.00	0	0.00	0
0.00	0	0.00	0	0.00	0	6086-Research/Evaluation Analyst 2	28.03	34.48	0.14	8,163	0.00	0	0.00	0
4.09	315,419	5.09	369,942	8.09	625,287	6087-Research/Evaluation Analyst/Sr	35.51	43.73	8.00	653,130	0.00	0	0.00	0
12.15	856,842	15.99	1,130,710	12.27	901,568	6088-Program Specialist/Sr	32.51	40.02	12.21	952,483	0.00	0	0.00	0
0.87	50,872	1.00	61,042	1.00	61,509	6111-Procurement Analyst/Sr	29.78	36.61	1.00	65,536	0.00	0	0.00	0
0.00	0	1.00	66,568	1.00	70,563	6200-Program Communications Coordinator	33.53	41.22	0.00	0	0.00	0	0.00	0
0.00	0	0.00	0	3.00	137,784	6247-Victim Advocate	24.20	29.78	4.00	205,914	0.00	0	0.00	0
3.41	184,608	3.41	185,738	3.91	218,175	6290-Veterans Services Officer	25.68	31.58	3.93	228,227	0.00	0	0.00	0
0.80	46,779	0.80	39,606	0.80	41,324	6291-Addictions Specialist	24.20	29.78	0.80	43,996	0.00	0	0.00	0
4.00	269,108	5.00	333,386	5.00	338,337	6292-Deputy Public Guardian	28.91	35.51	5.00	347,465	0.00	0	0.00	0
0.65	45,865	0.65	45,369	0.65	44,611	6295-Clinical Services Specialist	29.78	36.61	0.65	47,248	0.00	0	0.00	0
5.00	289,906	5.00	298,948	5.00	303,332	6296-Case Manager/Sr	26.44	32.51	4.25	273,591	0.00	0	0.00	0
2.50	130,933	1.74	92,338	7.50	373,726	6297-Case Manager 2	24.20	29.78	18.50	989,134	0.00	0	0.00	0

COUNTY HUMAN SERVICES

1000: General Fund

FY16 ADOPTED		FY17 ADOPTED		FY18 ADOPTED		POSITION DETAIL	Salary		FY19 PROPOSED		FY19 APPROVED		FY19 ADOPTED	
FTE	BASE AMT	FTE	BASE AMT	FTE	BASE AMT		MIN	MAX	FTE	BASE AMT	FTE	BASE AMT	FTE	BASE AMT
2.50	146,558	2.13	131,533	2.50	155,881	6301-Human Services Investigator	27.26	33.53	2.50	164,546	0.00	0	0.00	0
2.64	209,836	2.64	215,066	2.64	220,287	6315-Community Health Nurse	34.73	44.97	1.80	147,602	0.00	0	0.00	0
1.00	71,911	1.00	72,711	1.00	73,628	6365-Mental Health Consultant	29.78	36.61	1.00	76,148	0.00	0	0.00	0
2.09	157,694	2.09	162,005	2.09	165,916	6456-Data Analyst/Sr	33.53	41.22	1.37	112,014	0.00	0	0.00	0
0.60	36,222	0.60	37,714	0.60	39,325	6500-Operations Process Specialist	28.03	34.48	0.60	41,946	0.00	0	0.00	0
0.00	0	1.00	76,398	1.00	69,363	6501-Business Process Consultant	34.48	42.47	0.00	0	0.00	0	0.00	0
0.02	1,405	0.32	22,189	0.30	21,693	9005-Administrative Analyst, Senior	27.25	38.14	0.30	23,115	0.00	0	0.00	0
0.87	42,049	1.00	66,580	1.00	49,866	9025-Operations Supervisor	24.71	34.59	0.00	0	0.00	0	0.00	0
0.92	72,043	1.00	81,867	1.00	85,711	9043-Research/Evaluation Analyst, Senior Nr	31.52	44.13	1.00	92,153	0.00	0	0.00	0
0.87	36,341	1.00	47,092	0.00	0	9061-Human Resources Technician	21.35	29.89	0.00	0	0.00	0	0.00	0
0.87	58,996	1.00	68,826	1.00	69,961	9080-Human Resources Analyst 1	24.76	34.66	1.00	72,375	0.00	0	0.00	0
1.74	115,564	2.00	151,229	2.00	158,329	9335-Finance Supervisor	31.16	46.73	2.00	168,704	0.00	0	0.00	0
1.74	162,128	2.00	189,397	2.00	200,868	9336-Finance Manager	38.17	57.25	1.00	107,422	0.00	0	0.00	0
0.87	100,480	1.00	120,744	1.00	132,734	9338-Finance Manager, Sr	44.52	66.78	1.00	139,430	0.00	0	0.00	0
6.70	527,651	5.02	417,159	6.66	515,564	9361-Program Supervisor	28.60	44.13	8.98	700,112	0.00	0	0.00	0
1.00	104,673	1.00	106,239	1.02	110,118	9364-Manager 2	35.67	53.50	1.02	113,952	0.00	0	0.00	0
2.30	258,478	1.30	147,780	1.30	155,587	9365-Manager, Sr	38.17	57.25	1.30	159,443	0.00	0	0.00	0
0.00	0	1.00	81,847	0.73	82,692	9601-Division Director 1	41.22	61.83	0.72	81,490	0.00	0	0.00	0
0.09	11,757	1.00	132,593	0.09	8,087	9602-Division Director 2	44.52	66.78	0.14	19,520	0.00	0	0.00	0
0.92	135,583	1.00	154,071	1.00	161,305	9613-Department Director 2	59.32	94.90	1.00	174,985	0.00	0	0.00	0
2.55	230,482	3.58	295,621	1.89	177,491	9615-Program Manager 1	33.10	51.09	0.94	81,092	0.00	0	0.00	0
0.92	125,475	0.00	0	1.00	134,781	9619-Deputy Director	46.23	73.97	1.00	154,445	0.00	0	0.00	0
0.87	70,157	1.00	122,770	1.00	124,796	9621-Human Resources Manager 2	41.22	61.83	1.00	95,944	0.00	0	0.00	0
2.61	170,222	2.00	148,895	2.00	145,577	9670-Human Resources Analyst 2	27.21	40.82	2.00	124,150	0.00	0	0.00	0
0.00	0	1.00	122,775	1.00	124,800	9700-Human Services Policy Manager	41.22	61.83	1.00	129,106	0.00	0	0.00	0
0.92	71,710	1.00	81,489	1.00	89,581	9710-Management Assistant	33.10	46.34	2.00	164,557	0.00	0	0.00	0
0.92	68,693	0.00	0	0.00	0	9711-Executive Advisor	38.17	57.25	0.00	0	0.00	0	0.00	0
1.74	137,666	3.00	239,164	3.00	239,723	9748-Human Resources Analyst, Senior	31.16	46.73	3.00	267,299	0.00	0	0.00	0
0.00	0	0.00	16,265	0.00	60,738	SALARY/ACTG ADJUSTMENTS	N/A	N/A	0.00	0	0.00	0	0.00	0
129.26	8,407,776	133.03	9,061,702	140.72	9,688,151	TOTAL BUDGET			143.32	10,094,022	0.00	0	0.00	0

County Human Services

FUND 1505: Federal/State Program Fund

FY16 ACTUAL	FY17 ACTUAL	FY18 ADOPTED	FY18 REVISED	EXPENDITURE DETAIL	FY19 PROPOSED	FY19 APPROVED	FY19 ADOPTED
0	13,254	0	0	60550 - Capital Equipment	0	0	0
0	13,254	0	0	TOTAL Capital Outlay	0	0	0
973,950	972,483	919,504	1,004,934	60150 - Cnty Match & Sharing	1,005,426	0	0
16,460,739	14,725,048	16,079,330	16,142,766	60155 - Direct Client Asst.	18,766,410	0	0
12,492,337	10,423,114	10,713,667	12,355,863	60160 - Pass-Thru & Pgm Supt	11,037,770	0	0
1,824,759	1,969,309	1,975,894	1,904,773	60170 - Professional Svcs	1,843,773	0	0
-31,190	0	0	0	95106 - Settle Passthru/Supp	0	0	0
31,720,594	28,089,953	29,688,395	31,408,336	TOTAL Contractual Services	32,653,379	0	0
1,669,159	1,262,796	1,324,602	1,427,784	60350 - Central Indirect	1,514,992	0	0
2,746,375	2,888,864	5,012,821	5,403,320	60355 - Dept Indirect	6,222,362	0	0
330,325	423,970	506,974	506,974	60370 - Intl Svc Telephone	570,833	0	0
3,845,700	4,439,537	5,470,810	5,470,810	60380 - Intl Svc Data Proc	5,973,599	0	0
266,205	473,163	531,561	531,561	60410 - Intl Svc Motor Pool	612,714	0	0
7,000	0	0	0	60420 - Intl Svc Electronics	0	0	0
2,953,094	3,291,994	3,487,299	3,487,299	60430 - Intl Svc Bldg Mgmt	4,061,736	0	0
21,238	15,619	0	0	60440 - Intl Svc Other	0	0	0
271,715	320,940	291,741	291,741	60460 - Intl Svc Dist/Postge	329,156	0	0
-19,345	0	0	0	95107 - Settle Int Svc Expenses	0	0	0
709,807	347,297	0	0	95430 - Settle Bldg Mgmt Svc	0	0	0
12,801,271	13,464,181	16,625,808	17,119,489	TOTAL Internal Services	19,285,392	0	0
255,830	276,475	266,777	265,539	60180 - Printing	290,414	0	0
5,323	10,474	5,943	5,943	60200 - Communications	9,560	0	0
39,511	32,607	37,667	37,666	60210 - Rentals	56,179	0	0
0	2,984	152,392	191,833	60220 - Repairs and Maint	226,557	0	0
1,142	7,318	3,694	3,694	60230 - Postage	3,693	0	0
653,907	570,985	796,210	1,041,114	60240 - Supplies	752,205	0	0
690	372	0	0	60246 - Med&Dental Supplies	0	0	0
0	0	0	0	60250 - Food	0	0	0
215,437	218,736	296,737	339,571	60260 - Travel & Training	288,919	0	0
135,056	125,245	158,735	158,735	60270 - Local Travel/Mileage	144,035	0	0
408	427	385	385	60280 - Insurance	393	0	0
22,140	42,849	17,250	17,250	60290 - Software, Subscription Computing & Maintenance	20,215	0	0
72,976	582,077	0	0	60320 - Refunds	0	0	0
0	0	0	0	60330 - Claims Paid	0	0	0
100,694	111,914	106,633	106,633	60340 - Dues & Subscriptions	108,778	0	0
693	14	0	0	60660 - Goods Issue	0	0	0
99	0	0	0	92002 - Equipment Use	0	0	0
0	12	0	0	93001 - Assess Matrl & Svcs	0	0	0
-6,258	-7,452	0	0	95101 - Settle Matrl & Svcs	0	0	0
1,497,647	1,975,035	1,842,423	2,168,363	TOTAL Materials & Supplies	1,900,948	0	0
27,954,563	29,550,647	30,357,677	31,515,345	60000 - Permanent	32,685,729	0	0

County Human Services

FUND 1505: Federal/State Program Fund

FY16 ACTUAL	FY17 ACTUAL	FY18 ADOPTED	FY18 REVISED	EXPENDITURE DETAIL	FY19 PROPOSED	FY19 APPROVED	FY19 ADOPTED
591,890	895,051	29,078	1,362,154	60100 - Temporary	521,086	0	0
252,633	377,773	0	0	60110 - Overtime	0	0	0
168,250	160,876	0	0	60120 - Premium	0	0	0
8,650,646	9,818,088	10,496,181	10,867,109	60130 - Salary Related Expns	11,500,761	0	0
89,522	118,379	9,288	386,712	60135 - Non Base Fringe	25,043	0	0
9,143,964	10,102,378	10,306,241	10,766,436	60140 - Insurance Benefits	11,387,154	0	0
15,022	18,500	9,689	450,278	60145 - Non Base Insurance	27,955	0	0
2,141	21	0	0	90001 - ATYP Posting (CATS)	0	0	0
19,340	0	0	0	90002 - ATYP On Call (CATS)	0	0	0
-32,765	0	0	0	95102 - Settle Labor	0	0	0
46,855,207	51,041,713	51,208,154	55,348,034	TOTAL Personnel	56,147,728	0	0
92,874,720	94,584,136	99,364,780	106,044,222	TOTAL FUND 1505: Federal/State Program Fund	109,987,447	0	0

COUNTY HUMAN SERVICES

1505: Federal/State Program Fund

FY16 ADOPTED		FY17 ADOPTED		FY18 ADOPTED		POSITION DETAIL	Salary		FY19 PROPOSED		FY19 APPROVED		FY19 ADOPTED	
FTE	BASE AMT	FTE	BASE AMT	FTE	BASE AMT		MIN	MAX	FTE	BASE AMT	FTE	BASE AMT	FTE	BASE AMT
46.51	1,741,911	51.62	1,965,390	48.12	1,891,903	6001-Office Assistant 2	17.49	21.51	52.10	2,115,846	0.00	0	0.00	0
14.34	637,733	17.21	781,567	16.21	759,731	6002-Office Assistant/Sr	20.26	24.94	13.34	638,913	0.00	0	0.00	0
1.00	42,133	1.00	43,890	1.00	45,814	6005-Administrative Specialist	23.49	28.92	0.00	0	0.00	0	0.00	0
0.00	0	0.00	0	0.00	0	6005-Executive Specialist	23.49	28.92	1.00	51,732	0.00	0	0.00	0
0.13	6,365	0.00	0	0.00	0	6011-Contract Technician	20.26	24.94	0.00	0	0.00	0	0.00	0
7.35	347,137	6.35	308,835	5.55	274,494	6013-Community Information Spec	21.50	26.44	5.55	287,850	0.00	0	0.00	0
0.39	22,744	0.00	0	0.00	0	6015-Contract Specialist	27.26	33.53	0.00	0	0.00	0	0.00	0
6.51	284,294	10.71	476,810	12.21	549,290	6020-Program Technician	20.26	24.94	19.44	927,948	0.00	0	0.00	0
23.85	1,475,322	35.25	2,123,849	36.68	2,274,504	6021-Program Specialist	27.26	33.53	32.23	2,105,492	0.00	0	0.00	0
2.99	169,562	2.19	126,860	3.71	220,890	6022-Program Coordinator	27.26	33.53	4.99	304,821	0.00	0	0.00	0
1.17	84,135	0.91	60,424	0.91	62,972	6026-Budget Analyst	32.51	40.02	0.86	63,366	0.00	0	0.00	0
1.39	67,453	1.00	48,780	1.00	50,893	6029-Finance Specialist 1	24.20	29.78	1.00	53,949	0.00	0	0.00	0
0.52	29,986	0.00	0	0.00	0	6030-Finance Specialist 2	28.03	34.48	0.00	0	0.00	0	0.00	0
0.13	8,559	0.00	0	0.00	0	6031-Contract Specialist/Sr	32.51	40.02	0.00	0	0.00	0	0.00	0
0.26	16,950	0.00	0	0.00	0	6032-Finance Specialist/Sr	33.52	41.21	0.00	0	0.00	0	0.00	0
4.34	277,888	3.82	256,116	2.82	182,256	6033-Administrative Analyst	28.03	34.48	1.72	113,745	0.00	0	0.00	0
2.90	171,699	3.32	208,289	3.96	247,130	6073-Data Analyst	28.03	34.48	3.90	260,401	0.00	0	0.00	0
2.00	93,056	2.00	96,883	2.00	96,579	6074-Data Technician	22.16	27.26	1.00	51,604	0.00	0	0.00	0
0.35	23,603	0.00	0	0.00	0	6083-Housing Development Specialist	28.03	34.48	0.00	0	0.00	0	0.00	0
5.00	269,253	5.00	276,789	5.00	285,140	6084-Weatherization Inspector	24.20	29.78	5.00	300,130	0.00	0	0.00	0
1.00	59,930	0.80	49,920	0.00	0	6086-Research/Evaluation Analyst 2	28.03	34.48	0.86	50,142	0.00	0	0.00	0
0.91	78,126	1.91	140,395	1.91	177,363	6087-Research/Evaluation Analyst/Sr	35.51	43.73	0.00	0	0.00	0	0.00	0
13.85	1,023,972	13.81	1,013,746	12.53	950,809	6088-Program Specialist/Sr	32.51	40.02	14.14	1,122,712	0.00	0	0.00	0
0.13	7,602	0.00	0	0.00	0	6111-Procurement Analyst/Sr	29.78	36.61	0.00	0	0.00	0	0.00	0
0.00	0	0.00	0	0.00	0	6247-Victim Advocate	24.20	29.78	3.00	155,194	0.00	0	0.00	0
1.59	94,869	1.59	87,541	1.09	63,399	6290-Veterans Services Officer	25.68	31.58	1.07	65,442	0.00	0	0.00	0
10.35	693,826	11.35	766,546	11.35	779,612	6295-Clinical Services Specialist	29.78	36.61	11.35	824,084	0.00	0	0.00	0
38.80	2,317,011	40.80	2,462,743	42.00	2,569,896	6296-Case Manager/Sr	26.44	32.51	45.55	2,867,715	0.00	0	0.00	0
138.90	7,535,076	160.06	8,659,039	151.90	8,364,930	6297-Case Manager 2	24.20	29.78	164.90	9,315,516	0.00	0	0.00	0
71.00	3,186,536	67.00	3,107,148	67.00	3,160,553	6298-Case Manager 1	20.87	25.68	67.00	3,305,907	0.00	0	0.00	0
20.00	815,405	22.00	917,667	22.00	917,951	6299-Case Management Assistant	18.52	22.84	24.00	1,026,170	0.00	0	0.00	0
3.00	150,361	3.00	153,036	3.00	154,965	6300-Eligibility Specialist	20.87	25.68	3.00	160,260	0.00	0	0.00	0

COUNTY HUMAN SERVICES

1505: Federal/State Program Fund

FY16 ADOPTED		FY17 ADOPTED		FY18 ADOPTED		POSITION DETAIL	Salary		FY19 PROPOSED		FY19 APPROVED		FY19 ADOPTED	
FTE	BASE AMT	FTE	BASE AMT	FTE	BASE AMT		MIN	MAX	FTE	BASE AMT	FTE	BASE AMT	FTE	BASE AMT
29.50	1,831,052	30.87	1,943,594	30.50	1,936,826	6301-Human Services Investigator	27.26	33.53	33.50	2,194,442	0.00	0	0.00	0
1.76	139,891	1.76	143,378	1.76	146,857	6315-Community Health Nurse	34.73	44.97	1.20	98,402	0.00	0	0.00	0
0.91	59,910	0.91	64,348	0.91	61,340	6456-Data Analyst/Sr	33.53	41.22	1.63	128,375	0.00	0	0.00	0
1.98	141,238	2.68	196,005	1.70	127,605	9005-Administrative Analyst, Senior	27.25	38.14	2.70	190,468	0.00	0	0.00	0
0.13	6,283	0.00	0	0.00	0	9025-Operations Supervisor	24.71	34.59	0.00	0	0.00	0	0.00	0
0.08	6,265	0.00	0	0.00	0	9043-Research/Evaluation Analyst, Senior Nr	31.52	44.13	0.00	0	0.00	0	0.00	0
0.13	5,430	0.00	0	0.00	0	9061-Human Resources Technician	21.35	29.89	0.00	0	0.00	0	0.00	0
0.13	8,815	0.00	0	0.00	0	9080-Human Resources Analyst 1	24.76	34.66	0.00	0	0.00	0	0.00	0
0.26	17,268	0.00	0	0.00	0	9335-Finance Supervisor	31.16	46.73	0.00	0	0.00	0	0.00	0
0.26	24,226	0.00	0	0.00	0	9336-Finance Manager	38.17	57.25	0.00	0	0.00	0	0.00	0
0.13	15,014	0.00	0	0.00	0	9338-Finance Manager, Sr	44.52	66.78	0.00	0	0.00	0	0.00	0
24.30	1,813,054	25.98	1,989,750	27.34	2,204,321	9361-Program Supervisor	28.60	44.13	25.82	2,155,948	0.00	0	0.00	0
0.00	0	0.00	0	0.98	104,154	9364-Manager 2	35.67	53.50	0.98	109,484	0.00	0	0.00	0
2.70	301,742	3.70	382,712	3.70	419,427	9365-Manager, Sr	38.17	57.25	3.70	437,230	0.00	0	0.00	0
0.00	0	0.00	0	0.27	31,256	9601-Division Director 1	41.22	61.83	0.28	30,931	0.00	0	0.00	0
1.91	249,517	1.00	132,593	1.91	216,548	9602-Division Director 2	44.52	66.78	1.86	212,863	0.00	0	0.00	0
0.08	11,790	0.00	0	0.00	0	9613-Department Director 2	59.32	94.90	0.00	0	0.00	0	0.00	0
11.45	1,085,098	12.42	1,212,819	10.11	976,194	9615-Program Manager 1	33.10	51.09	10.06	938,189	0.00	0	0.00	0
0.08	10,911	0.00	0	0.00	0	9619-Deputy Director	46.23	73.97	0.00	0	0.00	0	0.00	0
0.13	10,483	0.00	0	0.00	0	9621-Human Resources Manager 2	41.22	61.83	0.00	0	0.00	0	0.00	0
0.39	25,436	0.00	0	0.00	0	9670-Human Resources Analyst 2	27.21	40.82	0.00	0	0.00	0	0.00	0
0.08	6,236	0.00	0	0.00	0	9710-Management Assistant	33.10	46.34	0.00	0	0.00	0	0.00	0
0.08	5,973	0.00	0	0.00	0	9711-Executive Advisor	38.17	57.25	0.00	0	0.00	0	0.00	0
0.26	20,570	0.00	0	0.00	0	9748-Human Resources Analyst, Senior	31.16	46.73	0.00	0	0.00	0	0.00	0
0.00	16,421	0.00	0	0.00	52,075	SALARY/ACTG ADJUSTMENTS	N/A	N/A	0.00	20,458	0.00	0	0.00	0
497.39	27,545,120	542.02	30,197,462	531.13	30,357,677	TOTAL BUDGET			558.73	32,685,729	0.00	0	0.00	0

County Human Services

FUND 1519: Video Lottery Fund

FY16 ACTUAL	FY17 ACTUAL	FY18 ADOPTED	FY18 REVISED	EXPENDITURE DETAIL	FY19 PROPOSED	FY19 APPROVED	FY19 ADOPTED
1,014,642	0	0	0	60160 - Pass-Thru & Pgm Supt	0	0	0
1,014,642	0	0	0	TOTAL Contractual Services	0	0	0
1,014,642	0	0	0	TOTAL FUND 1519: Video Lottery Fund	0	0	0

County Management

FUND 1000: General Fund

FY16 ACTUAL	FY17 ACTUAL	FY18 ADOPTED	FY18 REVISED	EXPENDITURE DETAIL	FY19 PROPOSED	FY19 APPROVED	FY19 ADOPTED
2,344,492	1,087,537	0	0	60520 - Land	0	0	0
0	0	1,175,000	1,175,000	60530 - Buildings	0	0	0
0	26,888	0	0	60550 - Capital Equipment	0	0	0
2,344,492	1,114,425	1,175,000	1,175,000	TOTAL Capital Outlay	0	0	0
674,937	5,279,050	1,836,200	1,836,200	60160 - Pass-Thru & Pgm Supt	565,144	0	0
2,006,325	2,022,755	2,561,196	2,544,774	60170 - Professional Svcs	2,898,943	0	0
2,681,262	7,301,804	4,397,396	4,380,974	TOTAL Contractual Services	3,464,087	0	0
0	68,487	0	0	60490 - Principal	0	0	0
30	1,513	0	0	60500 - Interest	0	0	0
30	70,000	0	0	TOTAL Debt Service	0	0	0
0	0	0	0	60350 - Central Indirect	0	0	0
0	0	0	0	60355 - Dept Indirect	0	0	0
101,485	106,713	130,356	130,356	60370 - Intl Svc Telephone	146,107	0	0
2,269,621	2,414,682	2,754,021	2,754,021	60380 - Intl Svc Data Proc	3,166,880	0	0
8,890	17,933	12,634	12,634	60410 - Intl Svc Motor Pool	16,638	0	0
3,386	0	0	0	60420 - Intl Svc Electronics	0	0	0
1,604,382	1,684,906	1,820,185	1,820,185	60430 - Intl Svc Bldg Mgmt	1,890,388	0	0
8,796	9,144	0	0	60440 - Intl Svc Other	0	0	0
381,304	333,853	370,712	370,712	60460 - Intl Svc Dist/Postge	322,727	0	0
0	99	0	0	93007 - Assess Int Svc Expenses	0	0	0
244,015	1,681,541	0	0	95430 - Settle Bldg Mgmt Svc	0	0	0
4,621,879	6,248,871	5,087,908	5,087,908	TOTAL Internal Services	5,542,740	0	0
144,392	135,088	171,647	171,647	60180 - Printing	171,917	0	0
10,139	3,135	10,537	10,537	60190 - Utilities	10,000	0	0
12,243	13,142	13,293	13,293	60200 - Communications	13,583	0	0
10,530	3,731	0	0	60210 - Rentals	0	0	0
25,941	16,895	249,933	249,933	60220 - Repairs and Maint	244,393	0	0
3,671	5,999	7,400	7,400	60230 - Postage	9,330	0	0
258,092	350,490	352,880	341,526	60240 - Supplies	376,301	0	0
0	0	0	0	60250 - Food	0	0	0
132,526	158,237	231,494	231,494	60260 - Travel & Training	221,080	0	0
76,822	61,575	99,737	99,737	60270 - Local Travel/Mileage	100,392	0	0
0	0	0	0	60280 - Insurance	0	0	0
466,568	367,295	630,719	626,443	60290 - Software, Subscription Computing & Maintenance	656,758	0	0
543	0	0	0	60320 - Refunds	0	0	0
1,290	230	0	0	60330 - Claims Paid	0	0	0
110,718	106,822	132,446	132,446	60340 - Dues & Subscriptions	137,667	0	0
87	1	0	0	60660 - Goods Issue	0	0	0
-2,560	-2,270	0	0	60680 - Cash Discounts Taken	0	0	0
0	240	0	0	92002 - Equipment Use	0	0	0
0	1,755	0	0	93001 - Assess Matr & Svcs	0	0	0

County Management

FUND 1000: General Fund

FY16 ACTUAL	FY17 ACTUAL	FY18 ADOPTED	FY18 REVISED	EXPENDITURE DETAIL	FY19 PROPOSED	FY19 APPROVED	FY19 ADOPTED
1,251,004	1,222,366	1,900,086	1,884,456	TOTAL Materials & Supplies	1,941,421	0	0
13,952,044	14,543,325	16,123,854	16,154,106	60000 - Permanent	17,195,475	0	0
720,572	314,280	764,044	764,044	60100 - Temporary	899,098	0	0
18,074	42,548	12,745	12,745	60110 - Overtime	27,650	0	0
35,049	35,553	35,406	25,406	60120 - Premium	0	0	0
4,277,125	4,800,244	5,644,606	5,654,226	60130 - Salary Related Expns	6,143,682	0	0
103,490	39,999	145,030	145,030	60135 - Non Base Fringe	191,985	0	0
3,920,861	4,256,708	4,759,816	4,761,996	60140 - Insurance Benefits	5,029,540	0	0
54,813	10,306	157,018	157,018	60145 - Non Base Insurance	206,701	0	0
283,788	120,708	0	0	90001 - ATYP Posting (CATS)	0	0	0
-8,822	-195	0	0	90002 - ATYP On Call (CATS)	0	0	0
0	-99	0	0	93002 - Assess Labor	0	0	0
0	0	0	0	95200 - ATYP Clean Up (Cent)	0	0	0
23,356,995	24,163,378	27,642,519	27,674,571	TOTAL Personnel	29,694,131	0	0
34,255,662	40,120,844	40,202,909	40,202,909	TOTAL FUND 1000: General Fund	40,642,379	0	0

COUNTY MANAGEMENT

1000: General Fund

FY16 ADOPTED		FY17 ADOPTED		FY18 ADOPTED		POSITION DETAIL	Salary		FY19 PROPOSED		FY19 APPROVED		FY19 ADOPTED	
FTE	BASE AMT	FTE	BASE AMT	FTE	BASE AMT		MIN	MAX	FTE	BASE AMT	FTE	BASE AMT	FTE	BASE AMT
2.00	69,792	4.50	157,332	3.50	132,217	6001-Office Assistant 2	17.49	21.51	2.50	98,044	0.00	0	0.00	0
1.00	39,477	1.00	41,133	1.00	44,226	6002-Office Assistant/Sr	20.26	24.94	1.50	67,752	0.00	0	0.00	0
0.00	0	0.00	0	0.00	0	6005-Executive Specialist	23.49	28.92	1.00	60,152	0.00	0	0.00	0
2.00	130,843	3.00	187,256	3.00	194,393	6015-Contract Specialist	27.26	33.53	3.00	202,978	0.00	0	0.00	0
2.00	126,056	2.00	115,011	2.00	129,883	6021-Program Specialist	27.26	33.53	2.00	137,356	0.00	0	0.00	0
1.00	55,062	1.00	55,675	1.00	56,376	6025-A&T Collection Specialist	22.84	28.03	1.00	49,361	0.00	0	0.00	0
1.00	58,474	2.00	118,248	1.00	61,811	6026-Budget Analyst	32.51	40.02	1.00	69,890	0.00	0	0.00	0
0.00	0	1.00	41,439	1.00	48,302	6027-Finance Technician	20.26	24.93	1.00	51,859	0.00	0	0.00	0
10.50	524,456	11.00	557,942	7.00	351,055	6029-Finance Specialist 1	24.20	29.78	7.00	383,692	0.00	0	0.00	0
12.00	735,126	9.00	535,099	14.50	869,637	6030-Finance Specialist 2	28.03	34.48	14.50	943,096	0.00	0	0.00	0
2.00	130,480	2.00	140,604	3.00	220,222	6031-Contract Specialist/Sr	32.51	40.02	3.00	235,994	0.00	0	0.00	0
5.00	327,560	9.00	575,287	9.00	569,423	6032-Finance Specialist/Sr	33.52	41.21	9.00	663,227	0.00	0	0.00	0
0.95	60,220	0.95	62,762	0.95	65,430	6033-Administrative Analyst	28.03	34.48	0.95	68,139	0.00	0	0.00	0
39.00	2,348,925	40.00	2,407,377	40.00	2,477,095	6042-Property Appraiser 2	30.66	37.72	35.00	2,386,265	0.00	0	0.00	0
2.00	147,425	2.00	136,995	0.00	0	6044-Industrial Appraiser	33.52	41.21	0.00	0	0.00	0	0.00	0
0.00	0	0.00	0	2.00	149,653	6044-Property Appraiser 3	33.52	41.21	7.00	534,700	0.00	0	0.00	0
3.00	199,866	4.00	260,528	5.00	324,633	6045-Tax Exemption Specialist	28.03	34.48	5.00	325,054	0.00	0	0.00	0
3.00	149,236	3.00	151,530	3.00	158,207	6051-Property Appraiser 1	24.93	30.66	4.00	217,737	0.00	0	0.00	0
2.00	110,124	1.00	55,675	1.00	56,376	6054-Administrative Assistant	N/A	N/A	0.00	0	0.00	0	0.00	0
1.00	59,777	1.00	62,250	1.00	56,376	6073-Data Analyst	28.03	34.48	1.00	67,310	0.00	0	0.00	0
2.00	101,287	0.00	0	0.00	0	6081-GIS Cartographer	24.93	30.67	0.00	0	0.00	0	0.00	0
0.00	0	1.00	54,120	1.00	54,802	6081-GIS Technician	24.93	30.67	1.00	60,597	0.00	0	0.00	0
2.00	124,024	0.00	0	0.00	0	6082-GIS Cartographer/Sr	28.03	34.48	0.00	0	0.00	0	0.00	0
0.00	0	2.00	115,871	2.00	118,951	6082-GIS Technician Senior	28.03	34.48	2.00	133,929	0.00	0	0.00	0
0.00	0	0.00	0	0.00	0	6087-Research/Evaluation Analyst/Sr	35.51	43.73	0.00	0	0.00	0	0.00	0
5.00	338,488	5.00	348,238	5.00	347,791	6111-Procurement Analyst/Sr	29.78	36.61	5.00	341,955	0.00	0	0.00	0
4.00	227,201	4.00	218,865	3.00	171,498	6112-Procurement Analyst	26.44	32.51	3.00	177,021	0.00	0	0.00	0
0.00	0	1.00	81,837	1.00	82,868	6114-Property Management Specialist/Sr	33.53	41.22	1.00	85,742	0.00	0	0.00	0
26.00	1,226,006	25.00	1,167,093	25.00	1,176,031	6450-A&T Technician 1	20.26	24.93	25.00	1,210,290	0.00	0	0.00	0
18.50	963,900	19.00	999,651	19.00	996,836	6451-A&T Technician 2	22.16	27.26	18.00	974,191	0.00	0	0.00	0
7.00	550,287	7.00	543,930	8.00	613,380	6456-Data Analyst/Sr	33.53	41.22	7.00	559,009	0.00	0	0.00	0
0.00	0	0.00	0	1.00	76,988	9005-Administrative Analyst, Senior	27.25	38.14	1.00	79,644	0.00	0	0.00	0

COUNTY MANAGEMENT

1000: General Fund

FY16 ADOPTED		FY17 ADOPTED		FY18 ADOPTED		POSITION DETAIL	Salary		FY19 PROPOSED		FY19 APPROVED		FY19 ADOPTED	
FTE	BASE AMT	FTE	BASE AMT	FTE	BASE AMT		MIN	MAX	FTE	BASE AMT	FTE	BASE AMT	FTE	BASE AMT
2.00	135,332	2.00	137,358	2.00	129,699	9006-Administrative Analyst	24.71	34.59	2.00	138,198	0.00	0	0.00	0
1.00	43,567	1.00	44,219	1.00	44,949	9011-Office Assist 2/NR	15.91	22.27	1.00	46,500	0.00	0	0.00	0
4.00	262,805	4.00	271,723	3.00	208,394	9025-Operations Supervisor	24.71	34.59	3.00	201,630	0.00	0	0.00	0
1.00	76,833	1.00	75,112	1.00	80,999	9043-Research/Evaluation Analyst, Senior Nr	31.52	44.13	2.00	172,264	0.00	0	0.00	0
2.60	126,737	1.60	94,970	1.60	96,538	9061-Human Resources Technician	21.35	29.89	1.00	62,417	0.00	0	0.00	0
0.00	0	1.00	58,092	1.00	60,819	9080-Human Resources Analyst 1	24.76	34.66	1.00	64,806	0.00	0	0.00	0
4.00	353,073	3.00	237,035	5.00	415,902	9335-Finance Supervisor	31.16	46.73	5.00	420,066	0.00	0	0.00	0
6.00	632,984	7.00	717,739	5.00	540,399	9336-Finance Manager	38.17	57.25	5.00	565,051	0.00	0	0.00	0
1.00	67,811	1.00	68,826	1.00	64,244	9337-Payroll Specialist	24.76	34.66	1.00	78,685	0.00	0	0.00	0
0.90	83,155	0.90	86,935	0.90	101,938	9338-Finance Manager, Sr	44.52	66.78	0.90	108,618	0.00	0	0.00	0
9.00	669,853	9.00	713,042	9.00	699,246	9361-Program Supervisor	28.60	44.13	9.00	735,318	0.00	0	0.00	0
1.00	112,001	0.00	0	0.00	0	9365-Manager, Sr	38.17	57.25	0.00	0	0.00	0	0.00	0
1.00	144,705	1.00	156,129	1.00	142,179	9605-County Assessor	49.93	79.89	1.00	151,495	0.00	0	0.00	0
1.00	64,747	2.00	191,669	2.00	193,553	9615-Program Manager 1	33.10	51.09	3.00	262,721	0.00	0	0.00	0
1.00	80,639	1.00	120,553	1.00	120,687	9618-Deputy County Assessor	41.22	61.83	1.00	128,593	0.00	0	0.00	0
1.00	144,705	1.00	146,871	0.00	0	9619-Deputy Director	46.23	73.97	0.00	0	0.00	0	0.00	0
4.75	542,030	4.75	547,108	4.75	566,254	9621-Human Resources Manager 2	41.22	61.83	5.75	683,291	0.00	0	0.00	0
2.00	174,902	2.00	209,586	2.00	215,031	9630-Chief Appraiser	38.17	57.25	2.00	227,031	0.00	0	0.00	0
1.00	55,602	1.00	56,434	0.00	0	9634-Administrative Specialist/Nr	20.30	28.42	0.00	0	0.00	0	0.00	0
0.63	106,334	0.63	107,926	0.63	118,592	9668-Human Resources Director	59.31	94.90	0.63	124,841	0.00	0	0.00	0
0.85	110,873	0.85	115,913	0.85	121,356	9669-Human Resources Manager, Senior	46.23	73.97	0.85	129,308	0.00	0	0.00	0
1.00	66,981	1.00	70,026	1.00	73,314	9670-Human Resources Analyst 2	27.21	40.82	1.00	72,997	0.00	0	0.00	0
1.00	64,748	1.00	91,342	1.00	93,523	9710-Management Assistant	33.10	46.34	1.00	96,749	0.00	0	0.00	0
5.00	495,147	5.00	499,581	5.00	517,649	9715-Human Resources Manager 1	35.67	53.50	4.00	397,006	0.00	0	0.00	0
0.00	0	0.00	0	1.00	76,686	9720-Operations Administrator	27.25	38.14	1.00	79,644	0.00	0	0.00	0
5.00	421,284	5.00	387,190	5.00	398,329	9730-Budget Analyst, Senior	33.34	50.00	5.00	440,409	0.00	0	0.00	0
1.00	112,001	1.00	113,676	1.00	81,832	9731-Economist	41.22	61.83	1.00	91,561	0.00	0	0.00	0
3.00	241,974	2.00	192,615	2.00	164,993	9734-Budget Analyst/Principal	38.17	57.25	2.00	186,730	0.00	0	0.00	0
4.00	285,737	4.00	323,955	4.00	331,275	9748-Human Resources Analyst, Senior	31.16	46.73	4.00	355,393	0.00	0	0.00	0
0.00	0	0.00	0	1.00	71,995	9807-Investment Officer	35.67	53.50	1.00	95,386	0.00	0	0.00	0
0.00	0	0.00	0	1.00	147,444	9808-Budget Director	46.23	73.97	1.00	154,445	0.00	0	0.00	0
1.00	116,039	1.00	117,776	1.00	142,431	9809-Capital Planning Director	46.23	73.97	1.00	151,764	0.00	0	0.00	0

COUNTY MANAGEMENT

1000: General Fund

FY16 ADOPTED		FY17 ADOPTED		FY18 ADOPTED		POSITION DETAIL	Salary		FY19 PROPOSED		FY19 APPROVED		FY19 ADOPTED	
FTE	BASE AMT	FTE	BASE AMT	FTE	BASE AMT		MIN	MAX	FTE	BASE AMT	FTE	BASE AMT	FTE	BASE AMT
0.80	126,099	0.80	127,990	0.80	134,001	9810-Chief Financial Officer	59.32	94.90	0.80	142,782	0.00	0	0.00	0
1.00	160,039	1.00	167,313	1.00	175,170	9812-Dept Director Principal/COO	65.25	104.39	1.00	186,648	0.00	0	0.00	0
0.00	392,658	0.00	163,815	0.00	189,973	SALARY/ACTG ADJUSTMENTS	N/A	N/A	0.00	258,144	0.00	0	0.00	0
222.48	15,275,487	228.98	15,604,267	231.48	16,123,854	TOTAL BUDGET			231.38	17,195,475	0.00	0	0.00	0

County Management

FUND 1504: Recreation Fund

FY16 ACTUAL	FY17 ACTUAL	FY18 ADOPTED	FY18 REVISED	EXPENDITURE DETAIL	FY19 PROPOSED	FY19 APPROVED	FY19 ADOPTED
53,326	38,284	85,000	85,000	60160 - Pass-Thru & Pgm Supt	50,000	0	0
335	185	0	0	60170 - Professional Svcs	0	0	0
53,661	38,469	85,000	85,000	TOTAL Contractual Services	50,000	0	0
1,454	0	2,287	2,287	60350 - Central Indirect	1,400	0	0
1,454	0	2,287	2,287	TOTAL Internal Services	1,400	0	0
55,115	38,469	87,287	87,287	TOTAL FUND 1504: Recreation Fund	51,400	0	0

County Management

FUND 1519: Video Lottery Fund

FY16 ACTUAL	FY17 ACTUAL	FY18 ADOPTED	FY18 REVISED	EXPENDITURE DETAIL	FY19 PROPOSED	FY19 APPROVED	FY19 ADOPTED
0	0	0	0	60160 - Pass-Thru & Pgm Supt	0	0	0
0	0	3,000	3,000	60170 - Professional Svcs	4,374	0	0
0	0	3,000	3,000	TOTAL Contractual Services	4,374	0	0
0	219	0	0	60370 - Intl Svc Telephone	0	0	0
6,338	7,823	8,794	8,794	60380 - Intl Svc Data Proc	10,016	0	0
144	125	155	155	60410 - Intl Svc Motor Pool	0	0	0
6,482	8,167	8,949	8,949	TOTAL Internal Services	10,016	0	0
728	595	780	780	60200 - Communications	780	0	0
0	0	250	250	60220 - Repairs and Maint	100	0	0
0	0	500	500	60240 - Supplies	200	0	0
0	0	2,000	2,000	60260 - Travel & Training	700	0	0
0	0	500	500	60270 - Local Travel/Mileage	225	0	0
0	341	0	0	60290 - Software, Subscription Computing & Maintenance	0	0	0
28,000	28,550	30,000	30,000	60340 - Dues & Subscriptions	30,000	0	0
28,728	29,486	34,030	34,030	TOTAL Materials & Supplies	32,005	0	0
83,773	59,895	87,902	87,902	60000 - Permanent	90,950	0	0
552	0	0	0	60110 - Overtime	0	0	0
24,459	18,498	28,076	28,076	60130 - Salary Related Expns	29,832	0	0
20,079	19,323	21,841	21,841	60140 - Insurance Benefits	22,844	0	0
128,863	97,715	137,819	137,819	TOTAL Personnel	143,626	0	0
164,074	135,368	183,798	183,798	TOTAL FUND 1519: Video Lottery Fund	190,021	0	0

COUNTY MANAGEMENT

1519: Video Lottery Fund

FY16 ADOPTED		FY17 ADOPTED		FY18 ADOPTED		POSITION DETAIL	Salary		FY19 PROPOSED		FY19 APPROVED		FY19 ADOPTED	
FTE	BASE AMT	FTE	BASE AMT	FTE	BASE AMT		MIN	MAX	FTE	BASE AMT	FTE	BASE AMT	FTE	BASE AMT
1.00	85,852	1.00	86,807	1.00	87,902	6052-Economic Development Analyst	35.51	43.73	1.00	90,950	0.00	0	0.00	0
1.00	85,852	1.00	86,807	1.00	87,902	TOTAL BUDGET			1.00	90,950	0.00	0	0.00	0

County Management

FUND 2500: Downtown Courthouse Capital Fund

FY16 ACTUAL	FY17 ACTUAL	FY18 ADOPTED	FY18 REVISED	EXPENDITURE DETAIL	FY19 PROPOSED	FY19 APPROVED	FY19 ADOPTED
0	0	2,128	2,128	60240 - Supplies	2,128	0	0
0	0	1,064	1,064	60260 - Travel & Training	1,064	0	0
0	0	608	608	60340 - Dues & Subscriptions	608	0	0
0	0	3,800	3,800	TOTAL Materials & Supplies	3,800	0	0
0	0	51,234	51,234	60000 - Permanent	46,508	0	0
0	0	19,807	19,807	60130 - Salary Related Expns	15,255	0	0
0	0	15,493	15,493	60140 - Insurance Benefits	15,813	0	0
0	0	86,534	86,534	TOTAL Personnel	77,576	0	0
0	0	90,334	90,334	TOTAL FUND 2500: Downtown Courthouse Capital Fund	81,376	0	0

COUNTY MANAGEMENT

2500: Downtown Courthouse Capital Fund

FY16 ADOPTED		FY17 ADOPTED		FY18 ADOPTED		POSITION DETAIL	Salary		FY19 PROPOSED		FY19 APPROVED		FY19 ADOPTED	
FTE	BASE AMT	FTE	BASE AMT	FTE	BASE AMT		MIN	MAX	FTE	BASE AMT	FTE	BASE AMT	FTE	BASE AMT
0.00	0	0.00	0	0.76	41,650	6021-Program Specialist	27.26	33.53	0.76	46,508	0.00	0	0.00	0
0.00	0	0.00	0	0.00	9,584	SALARY/ACTG ADJUSTMENTS	N/A	N/A	0.00	0	0.00	0	0.00	0
0.00	0	0.00	0	0.76	51,234	TOTAL BUDGET			0.76	46,508	0.00	0	0.00	0

County Management

FUND 2504: Financed Projects Fund

FY16 ACTUAL	FY17 ACTUAL	FY18 ADOPTED	FY18 REVISED	EXPENDITURE DETAIL	FY19 PROPOSED	FY19 APPROVED	FY19 ADOPTED
664,106	157,238	2,752,903	2,752,903	60170 - Professional Svcs	1,822,737	0	0
664,106	157,238	2,752,903	2,752,903	TOTAL Contractual Services	1,822,737	0	0
0	14,627	0	0	60290 - Software, Subscription Computing & Maintenance	0	0	0
0	14,627	0	0	TOTAL Materials & Supplies	0	0	0
0	0	261,460	261,460	60100 - Temporary	153,168	0	0
0	0	76,593	76,593	60135 - Non Base Fringe	42,139	0	0
0	0	47,944	47,944	60145 - Non Base Insurance	25,224	0	0
0	150,315	0	0	90001 - ATYP Posting (CATS)	0	0	0
0	150,315	385,997	385,997	TOTAL Personnel	220,531	0	0
664,106	322,179	3,138,900	3,138,900	TOTAL FUND 2504: Financed Projects Fund	2,043,268	0	0

County Management

FUND 2510: Health Headquarters Capital Fund

FY16 ACTUAL	FY17 ACTUAL	FY18 ADOPTED	FY18 REVISED	EXPENDITURE DETAIL	FY19 PROPOSED	FY19 APPROVED	FY19 ADOPTED
0	0	672	672	60240 - Supplies	672	0	0
0	0	336	336	60260 - Travel & Training	336	0	0
0	0	192	192	60340 - Dues & Subscriptions	192	0	0
0	0	1,200	1,200	TOTAL Materials & Supplies	1,200	0	0
0	0	16,179	16,179	60000 - Permanent	14,687	0	0
0	0	6,255	6,255	60130 - Salary Related Expns	4,817	0	0
0	0	4,893	4,893	60140 - Insurance Benefits	4,993	0	0
0	0	27,327	27,327	TOTAL Personnel	24,497	0	0
0	0	28,527	28,527	TOTAL FUND 2510: Health Headquarters Capital Fund	25,697	0	0

COUNTY MANAGEMENT

2510: Health Headquarters Capital Fund

FY16 ADOPTED		FY17 ADOPTED		FY18 ADOPTED		POSITION DETAIL	Salary		FY19 PROPOSED		FY19 APPROVED		FY19 ADOPTED	
FTE	BASE AMT	FTE	BASE AMT	FTE	BASE AMT		MIN	MAX	FTE	BASE AMT	FTE	BASE AMT	FTE	BASE AMT
0.00	0	0.00	0	0.24	13,153	6021-Program Specialist	27.26	33.53	0.24	14,687	0.00	0	0.00	0
0.00	0	0.00	0	0.00	3,026	SALARY/ACTG ADJUSTMENTS	N/A	N/A	0.00	0	0.00	0	0.00	0
0.00	0	0.00	0	0.24	16,179	TOTAL BUDGET			0.24	14,687	0.00	0	0.00	0

County Management

FUND 2513: ERP Project Fund

FY16 ACTUAL	FY17 ACTUAL	FY18 ADOPTED	FY18 REVISED	EXPENDITURE DETAIL	FY19 PROPOSED	FY19 APPROVED	FY19 ADOPTED
0	0	0	0	60170 - Professional Svcs	115,000	0	0
0	0	0	0	TOTAL Contractual Services	115,000	0	0
0	0	0	0	60410 - Intl Svc Motor Pool	2,000	0	0
0	0	0	0	TOTAL Internal Services	2,000	0	0
0	0	0	0	60200 - Communications	9,360	0	0
0	0	0	0	60240 - Supplies	31,000	0	0
0	0	0	0	60260 - Travel & Training	80,000	0	0
0	0	0	0	60270 - Local Travel/Mileage	400	0	0
0	0	0	0	60290 - Software, Subscription Computing & Maintenance	20,000	0	0
0	0	0	0	60340 - Dues & Subscriptions	8,000	0	0
0	0	0	0	TOTAL Materials & Supplies	148,760	0	0
0	0	0	0	60000 - Permanent	1,288,757	0	0
0	0	0	0	60130 - Salary Related Expns	431,231	0	0
0	0	0	0	60140 - Insurance Benefits	287,641	0	0
0	0	0	0	TOTAL Personnel	2,007,629	0	0
0	0	0	0	TOTAL FUND 2513: ERP Project Fund	2,273,389	0	0

COUNTY MANAGEMENT

2513: ERP Project Fund

FY16 ADOPTED		FY17 ADOPTED		FY18 ADOPTED		POSITION DETAIL	Salary		FY19 PROPOSED		FY19 APPROVED		FY19 ADOPTED	
FTE	BASE AMT	FTE	BASE AMT	FTE	BASE AMT		MIN	MAX	FTE	BASE AMT	FTE	BASE AMT	FTE	BASE AMT
0.00	0	0.00	0	0.00	0	6055-Business Analyst/Sr	45.08	55.41	3.00	281,283	0.00	0	0.00	0
0.00	0	0.00	0	0.00	0	6501-Business Process Consultant	34.48	42.47	1.00	71,725	0.00	0	0.00	0
0.00	0	0.00	0	0.00	0	9621-Human Resources Manager 2	41.22	61.83	1.00	86,067	0.00	0	0.00	0
0.00	0	0.00	0	0.00	0	9715-Human Resources Manager 1	35.67	53.50	3.00	223,437	0.00	0	0.00	0
0.00	0	0.00	0	0.00	0	9748-Human Resources Analyst, Senior	31.16	46.73	4.00	260,208	0.00	0	0.00	0
0.00	0	0.00	0	0.00	0	SALARY/ACTG ADJUSTMENTS	N/A	N/A	0.00	366,037	0.00	0	0.00	0
0.00	0	0.00	0	0.00	0	TOTAL BUDGET			12.00	1,288,757	0.00	0	0.00	0

County Management

FUND 3500: Risk Management Fund

FY16 ACTUAL	FY17 ACTUAL	FY18 ADOPTED	FY18 REVISED	EXPENDITURE DETAIL	FY19 PROPOSED	FY19 APPROVED	FY19 ADOPTED
12,810	0	0	0	60550 - Capital Equipment	0	0	0
12,810	0	0	0	TOTAL Capital Outlay	0	0	0
142,312	155,037	185,000	185,000	60150 - Cnty Match & Sharing	185,000	0	0
8,530	7,485	0	0	60160 - Pass-Thru & Pgm Supt	0	0	0
1,836,196	1,836,650	1,862,822	1,862,822	60170 - Professional Svcs	1,832,610	0	0
1,987,038	1,999,173	2,047,822	2,047,822	TOTAL Contractual Services	2,017,610	0	0
1,783	0	0	0	60500 - Interest	0	0	0
1,783	0	0	0	TOTAL Debt Service	0	0	0
17,756	12,911	14,106	14,106	60370 - Intl Svc Telephone	18,427	0	0
121,749	145,924	213,793	213,793	60380 - Intl Svc Data Proc	230,624	0	0
6,985	8,987	9,777	9,777	60410 - Intl Svc Motor Pool	6,656	0	0
262,848	284,344	305,786	305,786	60430 - Intl Svc Bldg Mgmt	363,239	0	0
3,409	3,428	0	0	60440 - Intl Svc Other	0	0	0
18,912	16,554	19,470	19,470	60460 - Intl Svc Dist/Postge	37,562	0	0
16,339	145,532	0	0	95430 - Settle Bldg Mgmt Svc	0	0	0
447,999	617,679	562,932	562,932	TOTAL Internal Services	656,508	0	0
9,335	8,987	11,500	11,500	60180 - Printing	11,500	0	0
1,998	2,529	5,860	5,860	60200 - Communications	5,460	0	0
1,501	500	250	250	60210 - Rentals	250	0	0
9,655	3,775	45,540	45,540	60220 - Repairs and Maint	50,540	0	0
605	205	550	550	60230 - Postage	550	0	0
104,602	96,370	96,625	96,625	60240 - Supplies	100,625	0	0
530	542	800	800	60246 - Med&Dental Supplies	800	0	0
26,824	28,724	54,030	54,030	60260 - Travel & Training	45,630	0	0
1,715,813	1,782,779	1,930,566	1,930,566	60270 - Local Travel/Mileage	1,953,600	0	0
61,328,525	64,653,851	62,988,720	62,988,720	60280 - Insurance	69,369,200	0	0
35,437	29,424	188,000	188,000	60290 - Software, Subscription Computing & Maintenance	211,936	0	0
5,430,384	5,163,447	0	0	60310 - Pharmaceuticals	0	0	0
4,967	21,140	1,000	1,000	60320 - Refunds	1,000	0	0
22,481,935	27,450,046	39,700,431	41,564,419	60330 - Claims Paid	41,939,614	0	0
6,831	6,622	10,855	10,855	60340 - Dues & Subscriptions	11,855	0	0
-51,737	-54,184	0	0	60680 - Cash Discounts Taken	0	0	0
3,241	0	0	0	92002 - Equipment Use	0	0	0
0	5,038	0	0	93001 - Assess Matr'l & Svcs	0	0	0
91,110,447	99,199,796	105,034,727	106,898,715	TOTAL Materials & Supplies	113,702,560	0	0
1,838,352	1,812,363	1,958,264	1,958,264	60000 - Permanent	2,051,795	0	0
16,945	22,563	26,155	26,155	60100 - Temporary	16,800	0	0
752	246	0	0	60110 - Overtime	0	0	0
385	0	0	0	60120 - Premium	0	0	0
554,881	577,560	701,552	701,552	60130 - Salary Related Expns	733,041	0	0

County Management

FUND 3500: Risk Management Fund

FY16 ACTUAL	FY17 ACTUAL	FY18 ADOPTED	FY18 REVISED	EXPENDITURE DETAIL	FY19 PROPOSED	FY19 APPROVED	FY19 ADOPTED
3,798	6,580	2,940	2,940	60135 - Non Base Fringe	2,940	0	0
446,113	450,002	493,015	493,015	60140 - Insurance Benefits	525,845	0	0
1,131,488	1,173,450	1,189,950	1,189,950	60141 - Ins Bnft Med Credits	1,090,000	0	0
369	486	648	648	60145 - Non Base Insurance	648	0	0
519,896	302,978	0	0	90001 - ATYP Posting (CATS)	0	0	0
5,872	520	0	0	90002 - ATYP On Call (CATS)	0	0	0
0	0	0	0	92001 - Sheriff Office OT (CATS)	0	0	0
4,518,851	4,346,748	4,372,524	4,372,524	TOTAL Personnel	4,421,069	0	0
98,078,927	106,163,395	112,018,005	113,881,993	TOTAL FUND 3500: Risk Management Fund	120,797,747	0	0

COUNTY MANAGEMENT

3500: Risk Management Fund

FY16 ADOPTED		FY17 ADOPTED		FY18 ADOPTED		POSITION DETAIL	Salary		FY19 PROPOSED		FY19 APPROVED		FY19 ADOPTED	
FTE	BASE AMT	FTE	BASE AMT	FTE	BASE AMT		MIN	MAX	FTE	BASE AMT	FTE	BASE AMT	FTE	BASE AMT
0.00	0	1.00	44,974	1.00	40,726	6002-Office Assistant/Sr	20.26	24.94	1.50	64,922	0.00	0	0.00	0
0.05	3,169	0.05	3,303	0.05	3,444	6033-Administrative Analyst	28.03	34.48	0.05	3,586	0.00	0	0.00	0
1.00	45,920	1.00	45,353	1.00	50,132	6101-Human Resources Technician	22.85	28.03	1.00	47,516	0.00	0	0.00	0
1.00	74,073	1.00	74,897	1.00	75,841	6103-Human Resources Analyst 2	30.67	37.73	1.00	78,471	0.00	0	0.00	0
1.00	44,316	0.75	31,798	0.75	42,185	9061-Human Resources Technician	21.35	29.89	0.75	44,949	0.00	0	0.00	0
1.00	48,436	3.00	150,479	1.00	63,619	9080-Human Resources Analyst 1	24.76	34.66	1.00	61,065	0.00	0	0.00	0
0.10	9,239	0.10	9,659	0.10	11,326	9338-Finance Manager, Sr	44.52	66.78	0.10	12,069	0.00	0	0.00	0
2.25	255,216	2.25	265,894	2.25	276,682	9621-Human Resources Manager 2	41.22	61.83	2.25	290,427	0.00	0	0.00	0
1.00	49,035	0.00	0	0.00	0	9636-Office Assistant SR/NR	N/A	N/A	0.00	0	0.00	0	0.00	0
0.37	62,450	0.37	63,385	0.37	69,649	9668-Human Resources Director	59.31	94.90	0.37	73,319	0.00	0	0.00	0
0.15	19,566	0.15	20,455	0.15	21,416	9669-Human Resources Manager, Senior	46.23	73.97	0.15	22,819	0.00	0	0.00	0
5.00	332,709	5.00	351,864	6.00	423,928	9670-Human Resources Analyst 2	27.21	40.82	6.00	451,238	0.00	0	0.00	0
3.00	314,019	2.00	195,748	2.00	200,166	9715-Human Resources Manager 1	35.67	53.50	2.00	207,148	0.00	0	0.00	0
7.00	604,428	6.00	534,817	7.00	624,765	9748-Human Resources Analyst, Senior	31.16	46.73	7.00	634,208	0.00	0	0.00	0
0.20	31,525	0.20	31,998	0.20	33,500	9810-Chief Financial Officer	59.32	94.90	0.20	35,695	0.00	0	0.00	0
0.00	13,292	0.00	35,452	0.00	20,885	SALARY/ACTG ADJUSTMENTS	N/A	N/A	0.00	24,363	0.00	0	0.00	0
23.12	1,907,393	22.87	1,860,076	22.87	1,958,264	TOTAL BUDGET			23.37	2,051,795	0.00	0	0.00	0

County Management

FUND 3505: Facilities Management Fund

FY16 ACTUAL	FY17 ACTUAL	FY18 ADOPTED	FY18 REVISED	EXPENDITURE DETAIL	FY19 PROPOSED	FY19 APPROVED	FY19 ADOPTED
48	0	0	0	60170 - Professional Svcs	0	0	0
48	0	0	0	TOTAL Contractual Services	0	0	0
-48	0	0	0	95430 - Settle Bldg Mgmt Svc	0	0	0
-48	0	0	0	TOTAL Internal Services	0	0	0
5,132	0	0	0	60240 - Supplies	0	0	0
-5,132	0	0	0	95101 - Settle Matrl & Svcs	0	0	0
0	0	0	0	TOTAL Materials & Supplies	0	0	0
13,512	0	0	0	90001 - ATYP Posting (CATS)	0	0	0
493	0	0	0	90002 - ATYP On Call (CATS)	0	0	0
-14,004	0	0	0	95102 - Settle Labor	0	0	0
0	0	0	0	TOTAL Personnel	0	0	0
0	0	0	0	TOTAL FUND 3505: Facilities Management Fund	0	0	0

District Attorney

FUND 1000: General Fund

FY16 ACTUAL	FY17 ACTUAL	FY18 ADOPTED	FY18 REVISED	EXPENDITURE DETAIL	FY19 PROPOSED	FY19 APPROVED	FY19 ADOPTED
27,173	20,641	38,020	38,020	60550 - Capital Equipment	40,000	0	0
27,173	20,641	38,020	38,020	TOTAL Capital Outlay	40,000	0	0
329,762	373,474	270,100	270,100	60170 - Professional Svcs	311,217	0	0
329,762	373,474	270,100	270,100	TOTAL Contractual Services	311,217	0	0
105,660	69,672	101,821	101,821	60370 - Intl Svc Telephone	114,525	0	0
534,727	599,540	910,566	910,566	60380 - Intl Svc Data Proc	951,907	0	0
108,532	73,632	64,783	64,783	60410 - Intl Svc Motor Pool	81,102	0	0
618	0	0	0	60420 - Intl Svc Electronics	0	0	0
1,005,334	972,669	1,178,661	1,178,661	60430 - Intl Svc Bldg Mgmt	1,335,624	0	0
2,752	874	0	0	60440 - Intl Svc Other	0	0	0
229,573	257,368	323,922	323,922	60460 - Intl Svc Dist/Postge	288,897	0	0
16,538	38,751	0	0	95430 - Settle Bldg Mgmt Svc	0	0	0
2,003,735	2,012,506	2,579,753	2,579,753	TOTAL Internal Services	2,772,055	0	0
116,418	152,902	107,700	107,700	60180 - Printing	152,000	0	0
52,096	49,455	48,900	48,900	60200 - Communications	48,700	0	0
2,640	2,675	2,600	2,600	60210 - Rentals	2,700	0	0
4,994	4,541	151,027	151,027	60220 - Repairs and Maint	15,900	0	0
1,058	2,847	1,000	1,000	60230 - Postage	4,000	0	0
143,694	265,766	288,298	289,552	60240 - Supplies	238,920	0	0
31,501	38,792	38,300	38,300	60260 - Travel & Training	47,500	0	0
27,592	28,442	30,100	30,100	60270 - Local Travel/Mileage	32,800	0	0
233,923	253,570	449,638	449,638	60290 - Software, Subscription Computing & Maintenance	198,000	0	0
31	0	0	0	60320 - Refunds	0	0	0
94,192	107,844	88,400	88,400	60340 - Dues & Subscriptions	113,800	0	0
0	14	0	0	60660 - Goods Issue	0	0	0
-856	-3,401	0	0	60680 - Cash Discounts Taken	0	0	0
0	12	0	0	93001 - Assess Matr'l & Svcs	0	0	0
707,284	903,460	1,205,963	1,207,217	TOTAL Materials & Supplies	854,320	0	0
12,327,681	12,443,611	12,837,899	12,926,775	60000 - Permanent	13,275,675	0	0
245,257	259,692	75,961	75,961	60100 - Temporary	388,476	0	0
8,400	11,589	0	0	60110 - Overtime	0	0	0
13,162	19,271	0	0	60120 - Premium	0	0	0
3,726,868	4,052,748	4,479,061	4,507,447	60130 - Salary Related Expns	4,668,865	0	0
28,208	25,358	6,380	6,380	60135 - Non Base Fringe	8,500	0	0
3,036,722	3,200,349	3,314,075	3,332,509	60140 - Insurance Benefits	3,406,742	0	0
4,561	5,188	1,025	1,025	60145 - Non Base Insurance	1,200	0	0
76	21	0	0	90001 - ATYP Posting (CATS)	0	0	0
65,065	167,299	0	0	93002 - Assess Labor	0	0	0
19,456,003	20,185,125	20,714,401	20,850,097	TOTAL Personnel	21,749,458	0	0
22,523,957	23,495,206	24,808,237	24,945,187	TOTAL FUND 1000: General Fund	25,727,050	0	0

DISTRICT ATTORNEY

1000: General Fund

FY16 ADOPTED		FY17 ADOPTED		FY18 ADOPTED		POSITION DETAIL	Salary		FY19 PROPOSED		FY19 APPROVED		FY19 ADOPTED	
FTE	BASE AMT	FTE	BASE AMT	FTE	BASE AMT		MIN	MAX	FTE	BASE AMT	FTE	BASE AMT	FTE	BASE AMT
1.00	56,271	1.00	57,116	1.00	58,056	5053-District Attorney	28.76	28.76	1.00	60,058	0.00	0	0.00	0
1.00	34,332	1.00	36,791	1.00	37,254	6000-Office Assistant 1	15.87	18.52	1.00	38,525	0.00	0	0.00	0
24.49	895,896	25.43	935,724	24.48	926,100	6001-Office Assistant 2	17.49	21.51	23.86	925,897	0.00	0	0.00	0
3.50	161,827	3.11	140,087	3.12	148,297	6002-Office Assistant/Sr	20.26	24.94	3.12	154,940	0.00	0	0.00	0
1.00	52,584	1.00	54,768	1.00	46,800	6029-Finance Specialist 1	24.20	29.78	1.00	52,900	0.00	0	0.00	0
1.00	53,781	1.00	55,963	1.00	58,417	6030-Finance Specialist 2	28.03	34.48	1.00	62,242	0.00	0	0.00	0
1.00	71,911	1.00	72,711	1.00	73,628	6032-Finance Specialist/Sr	33.52	41.21	1.00	80,420	0.00	0	0.00	0
1.00	65,171	1.00	67,849	1.00	69,352	6073-Data Analyst	28.03	34.48	1.00	71,725	0.00	0	0.00	0
1.00	63,849	1.00	64,559	1.00	65,373	6112-Procurement Analyst	26.44	32.51	1.00	67,611	0.00	0	0.00	0
6.00	340,174	6.00	343,832	5.75	331,103	6241-Legal Assistant/Sr	25.68	31.59	5.25	327,355	0.00	0	0.00	0
13.00	579,835	12.58	574,296	13.25	595,418	6243-Legal Assistant 1	20.26	24.93	14.25	675,973	0.00	0	0.00	0
2.00	58,688	0.00	0	0.00	0	6244-District Attorney Legal Intern	15.87	15.87	0.00	0	0.00	0	0.00	0
7.00	345,545	7.74	381,737	7.75	402,498	6246-Legal Assistant 2	23.49	28.92	7.75	429,182	0.00	0	0.00	0
3.04	163,205	4.63	234,183	4.62	248,566	6247-Victim Advocate	24.20	29.78	5.23	299,925	0.00	0	0.00	0
2.55	171,825	2.72	183,271	2.76	192,407	6249-D A Investigator	31.59	38.86	2.79	202,070	0.00	0	0.00	0
0.00	0	2.78	136,616	3.11	156,047	6250-Support Enforcement Agent	23.49	28.92	2.94	158,477	0.00	0	0.00	0
12.00	954,576	10.74	841,582	10.75	862,549	6251-Deputy District Attorney 1	38.08	44.08	10.93	916,954	0.00	0	0.00	0
17.14	1,583,120	18.71	1,764,408	17.23	1,627,921	6252-Deputy District Attorney 2	41.96	51.05	17.63	1,758,331	0.00	0	0.00	0
24.40	3,071,478	26.31	3,237,920	25.69	3,167,979	6253-Deputy District Attorney 3	48.58	72.01	21.73	2,813,853	0.00	0	0.00	0
10.90	1,678,983	9.62	1,539,580	9.65	1,555,201	6254-Deputy District Attorney 4	56.30	83.35	10.64	1,779,835	0.00	0	0.00	0
1.00	89,384	1.00	92,138	1.00	93,299	6405-Development Analyst	37.72	46.39	1.00	96,499	0.00	0	0.00	0
1.00	98,134	1.00	102,192	1.00	106,603	6406-Development Analyst/Sr	45.08	55.42	1.00	113,621	0.00	0	0.00	0
1.00	89,598	0.21	19,684	0.24	22,631	6414-Systems Administrator	38.86	47.80	0.23	22,476	0.00	0	0.00	0
1.00	69,755	1.00	70,531	1.00	71,420	6416-Information Specialist 2	28.91	35.51	1.00	73,859	0.00	0	0.00	0
1.00	78,607	1.00	79,482	1.00	80,484	6417-Information Specialist 3	32.51	40.02	1.00	83,232	0.00	0	0.00	0
2.00	143,387	2.00	147,682	2.00	154,616	9001-Legislative/Admin Secretary	N/A	N/A	0.00	0	0.00	0	0.00	0
5.00	321,753	5.21	306,490	4.99	319,564	9025-Operations Supervisor	24.71	34.59	4.48	297,214	0.00	0	0.00	0
1.00	92,483	0.00	0	0.00	0	9336-Finance Manager	38.17	57.25	0.00	0	0.00	0	0.00	0
0.71	52,173	0.21	16,148	0.24	18,868	9361-Program Supervisor	28.60	44.13	0.23	18,919	0.00	0	0.00	0
0.00	0	0.00	0	0.00	0	9400-Staff Assistant	N/A	N/A	2.00	150,325	0.00	0	0.00	0
1.00	86,341	1.00	101,500	1.00	111,584	9445-D A Investigator/Chief	41.22	61.83	1.00	116,587	0.00	0	0.00	0
3.00	528,516	3.00	552,540	3.00	578,487	9450-Deputy District Attorney/Chief	N/A	N/A	3.00	604,425	0.00	0	0.00	0

DISTRICT ATTORNEY

1000: General Fund

FY16 ADOPTED		FY17 ADOPTED		FY18 ADOPTED		POSITION DETAIL	Salary		FY19 PROPOSED		FY19 APPROVED		FY19 ADOPTED	
FTE	BASE AMT	FTE	BASE AMT	FTE	BASE AMT		MIN	MAX	FTE	BASE AMT	FTE	BASE AMT	FTE	BASE AMT
1.00	118,545	1.00	123,933	1.00	129,753	9453-IT Manager 2	46.23	73.97	1.00	135,571	0.00	0	0.00	0
1.00	178,674	1.00	186,796	1.00	195,567	9465-Deputy Dist Atty/First Asst	N/A	N/A	1.00	204,336	0.00	0	0.00	0
1.00	118,284	2.00	232,538	2.00	240,658	9664-D A Administrative Manager	41.22	61.83	2.00	250,158	0.00	0	0.00	0
1.00	68,265	1.00	71,368	1.00	74,719	9670-Human Resources Analyst 2	27.21	40.82	0.00	0	0.00	0	0.00	0
0.00	0	0.00	0	0.00	0	9748-Human Resources Analyst, Senior	31.16	46.73	1.00	78,069	0.00	0	0.00	0
0.00	166,783	0.00	38,696	0.00	16,680	SALARY/ACTG ADJUSTMENTS	N/A	N/A	0.00	154,111	0.00	0	0.00	0
154.73	12,703,733	158.00	12,864,711	155.63	12,837,899	TOTAL BUDGET			153.06	13,275,675	0.00	0	0.00	0

District Attorney

FUND 1505: Federal/State Program Fund

FY16 ACTUAL	FY17 ACTUAL	FY18 ADOPTED	FY18 REVISED	EXPENDITURE DETAIL	FY19 PROPOSED	FY19 APPROVED	FY19 ADOPTED
0	18,610	21,780	21,780	60550 - Capital Equipment	0	0	0
0	18,610	21,780	21,780	TOTAL Capital Outlay	0	0	0
588,770	650,807	633,005	633,005	60160 - Pass-Thru & Pgm Supt	742,545	0	0
55,211	893,614	1,190,490	1,190,490	60170 - Professional Svcs	462,140	0	0
643,981	1,544,421	1,823,495	1,823,495	TOTAL Contractual Services	1,204,685	0	0
106,869	91,104	89,941	90,221	60350 - Central Indirect	102,617	0	0
250,989	380,540	399,553	400,807	60355 - Dept Indirect	473,208	0	0
15,968	11,078	15,450	15,450	60370 - Intl Svc Telephone	17,370	0	0
61,551	51,269	109,397	109,397	60380 - Intl Svc Data Proc	103,541	0	0
10,574	52,088	66,680	66,680	60410 - Intl Svc Motor Pool	46,827	0	0
56,481	4,691	104,364	104,364	60430 - Intl Svc Bldg Mgmt	145,237	0	0
0	2,400	0	0	60440 - Intl Svc Other	0	0	0
37,897	44,383	48,263	48,263	60460 - Intl Svc Dist/Postge	50,104	0	0
828	694	0	0	95430 - Settle Bldg Mgmt Svc	0	0	0
541,157	638,247	833,648	835,182	TOTAL Internal Services	938,904	0	0
13,233	13,729	15,000	15,000	60180 - Printing	15,000	0	0
3,442	5,338	1,600	1,600	60200 - Communications	1,600	0	0
673	480	148,522	148,522	60220 - Repairs and Maint	500	0	0
1,728	2,076	97	97	60230 - Postage	6,933	0	0
11,813	22,316	16,424	16,424	60240 - Supplies	27,000	0	0
44,898	51,466	25,109	25,109	60260 - Travel & Training	56,930	0	0
0	1,243	1,300	1,300	60270 - Local Travel/Mileage	1,000	0	0
400	480	500	500	60290 - Software, Subscription Computing & Maintenance	500	0	0
3,312	4,883	3,880	3,880	60340 - Dues & Subscriptions	4,030	0	0
-1,237	-1,207	0	0	60680 - Cash Discounts Taken	0	0	0
78,262	100,805	212,432	212,432	TOTAL Materials & Supplies	113,493	0	0
3,410,137	3,733,129	3,495,934	3,578,839	60000 - Permanent	4,034,533	0	0
93,658	18,437	0	7,800	60100 - Temporary	15,600	0	0
1,039	2,826	0	0	60110 - Overtime	0	0	0
22,889	18,746	14,268	14,268	60120 - Premium	0	0	0
1,044,957	1,220,339	1,236,122	1,262,602	60130 - Salary Related Expns	1,432,865	0	0
11,331	3,817	0	2,491	60135 - Non Base Fringe	4,983	0	0
953,237	1,051,258	1,016,708	1,038,054	60140 - Insurance Benefits	1,175,446	0	0
21,771	3,814	0	105	60145 - Non Base Insurance	211	0	0
-65,008	-197,299	0	0	93002 - Assess Labor	0	0	0
5,494,011	5,855,067	5,763,032	5,904,159	TOTAL Personnel	6,663,638	0	0
6,757,411	8,157,151	8,654,387	8,797,048	TOTAL FUND 1505: Federal/State Program Fund	8,920,720	0	0

DISTRICT ATTORNEY

1505: Federal/State Program Fund

FY16 ADOPTED		FY17 ADOPTED		FY18 ADOPTED		POSITION DETAIL	Salary		FY19 PROPOSED		FY19 APPROVED		FY19 ADOPTED	
FTE	BASE AMT	FTE	BASE AMT	FTE	BASE AMT		MIN	MAX	FTE	BASE AMT	FTE	BASE AMT	FTE	BASE AMT
9.01	339,623	7.07	272,349	6.52	255,774	6001-Office Assistant 2	17.49	21.51	7.64	309,533	0.00	0	0.00	0
1.50	67,360	1.89	83,502	1.88	88,255	6002-Office Assistant/Sr	20.26	24.94	0.88	40,661	0.00	0	0.00	0
1.00	63,849	1.00	54,120	1.00	72,711	6022-Program Coordinator	27.26	33.53	0.00	0	0.00	0	0.00	0
0.00	0	0.00	0	0.00	0	6074-Data Technician	22.16	27.26	1.00	46,097	0.00	0	0.00	0
0.30	20,926	0.00	0	0.00	0	6087-Research/Evaluation Analyst/Sr	35.51	43.73	0.00	0	0.00	0	0.00	0
1.00	47,523	1.42	64,950	1.75	83,252	6243-Legal Assistant 1	20.26	24.93	1.75	88,677	0.00	0	0.00	0
1.00	29,344	0.00	0	0.00	0	6244-District Attorney Legal Intern	15.87	15.87	0.00	0	0.00	0	0.00	0
1.50	73,031	1.26	65,959	1.25	59,159	6246-Legal Assistant 2	23.49	28.92	1.25	64,551	0.00	0	0.00	0
6.96	359,463	8.87	448,812	7.88	406,111	6247-Victim Advocate	24.20	29.78	9.27	499,272	0.00	0	0.00	0
3.45	240,337	3.28	234,440	6.24	431,859	6249-D A Investigator	31.59	38.86	6.21	473,246	0.00	0	0.00	0
13.00	633,690	10.22	501,822	9.89	496,409	6250-Support Enforcement Agent	23.49	28.92	10.06	542,611	0.00	0	0.00	0
0.00	0	0.26	21,059	0.25	20,868	6251-Deputy District Attorney 1	38.08	44.08	0.87	75,409	0.00	0	0.00	0
6.86	619,224	2.79	270,174	1.80	179,504	6252-Deputy District Attorney 2	41.96	51.05	2.77	280,790	0.00	0	0.00	0
7.10	984,227	9.19	1,216,935	7.23	971,058	6253-Deputy District Attorney 3	48.58	72.01	8.02	1,099,732	0.00	0	0.00	0
0.10	16,306	1.38	228,054	1.35	226,794	6254-Deputy District Attorney 4	56.30	83.35	1.36	236,283	0.00	0	0.00	0
0.00	0	0.79	73,608	0.76	73,469	6414-Systems Administrator	38.86	47.80	0.77	76,956	0.00	0	0.00	0
0.00	0	0.79	54,188	0.76	53,372	9025-Operations Supervisor	24.71	34.59	0.77	55,895	0.00	0	0.00	0
0.29	21,032	0.79	60,385	0.76	61,257	9361-Program Supervisor	28.60	44.13	1.77	144,820	0.00	0	0.00	0
0.00	0	0.00	38,879	0.00	16,082	SALARY/ACTG ADJUSTMENTS	N/A	N/A	0.00	0	0.00	0	0.00	0
53.07	3,515,935	51.00	3,689,236	49.32	3,495,934	TOTAL BUDGET			54.39	4,034,533	0.00	0	0.00	0

District Attorney

FUND 1516: Justice Services Special Ops Fund

FY16 ACTUAL	FY17 ACTUAL	FY18 ADOPTED	FY18 REVISED	EXPENDITURE DETAIL	FY19 PROPOSED	FY19 APPROVED	FY19 ADOPTED
0	0	7,838	7,838	60240 - Supplies	6,438	0	0
0	0	3,000	3,000	60270 - Local Travel/Mileage	685	0	0
0	0	10,838	10,838	TOTAL Materials & Supplies	7,123	0	0
0	0	0	0	60000 - Permanent	0	0	0
0	0	0	0	60130 - Salary Related Expns	0	0	0
57	0	0	0	60140 - Insurance Benefits	0	0	0
-57	0	0	0	93002 - Assess Labor	0	0	0
0	0	0	0	TOTAL Personnel	0	0	0
0	0	10,838	10,838	TOTAL FUND 1516: Justice Services Special Ops Fund	7,123	0	0

Health Department

FUND 1000: General Fund

FY16 ACTUAL	FY17 ACTUAL	FY18 ADOPTED	FY18 REVISED	EXPENDITURE DETAIL	FY19 PROPOSED	FY19 APPROVED	FY19 ADOPTED
8,000	29,752	0	0	60550 - Capital Equipment	0	0	0
113,175	3,151	0	0	93009 - Assess Capital	0	0	0
121,175	32,903	0	0	TOTAL Capital Outlay	0	0	0
483,262	894,269	644,711	644,711	60150 - Cnty Match & Sharing	848,028	0	0
59,595	44,609	42,259	52,759	60155 - Direct Client Asst.	1,130,438	0	0
15,623,866	13,361,246	13,307,775	13,677,571	60160 - Pass-Thru & Pgm Supt	11,557,505	0	0
3,080,826	4,022,147	3,103,382	3,118,815	60170 - Professional Svcs	5,097,256	0	0
28,338	467,039	0	0	91002 - Assess Passthru/Supp	0	0	0
19,275,887	18,789,310	17,098,127	17,493,856	TOTAL Contractual Services	18,633,227	0	0
1,135,978	939,423	1,045,492	1,045,417	60350 - Central Indirect	1,206,215	0	0
2,754,013	3,366,266	3,680,591	3,680,327	60355 - Dept Indirect	4,226,063	0	0
522,170	433,962	638,949	638,949	60370 - Intl Svc Telephone	826,014	0	0
4,380,048	3,622,777	7,041,767	7,049,565	60380 - Intl Svc Data Proc	8,152,962	0	0
231,974	291,161	311,256	311,256	60410 - Intl Svc Motor Pool	317,914	0	0
7,065	0	0	0	60420 - Intl Svc Electronics	0	0	0
1,551,101	2,187,570	3,732,793	3,738,308	60430 - Intl Svc Bldg Mgmt	8,838,840	0	0
112,592	66,130	0	0	60440 - Intl Svc Other	0	0	0
231,650	344,119	406,001	406,001	60460 - Intl Svc Dist/Postge	461,559	0	0
5,184,963	5,958,201	0	0	93007 - Assess Int Svc Expenses	0	0	0
1,340,845	809,444	0	0	95430 - Settle Bldg Mgmt Svc	0	0	0
17,452,398	18,019,053	16,856,849	16,869,823	TOTAL Internal Services	24,029,567	0	0
227,637	217,621	260,172	263,172	60180 - Printing	277,221	0	0
116,408	99,454	50,591	50,591	60200 - Communications	56,506	0	0
88,895	94,223	76,010	76,010	60210 - Rentals	83,615	0	0
9,247	13,862	1,995,630	1,995,630	60220 - Repairs and Maint	177,549	0	0
532	409	10,453	10,453	60230 - Postage	5,049	0	0
1,026,955	663,414	1,095,517	1,122,519	60240 - Supplies	995,693	0	0
0	101	0	0	60245 - Lib Books & Matrls	0	0	0
570,399	674,639	740,050	740,050	60246 - Med&Dental Supplies	1,234,670	0	0
66	0	10,500	10,500	60250 - Food	11,987	0	0
323,158	341,346	540,378	542,878	60260 - Travel & Training	572,484	0	0
111,574	120,635	127,481	127,481	60270 - Local Travel/Mileage	164,385	0	0
134,284	134,284	330,000	330,000	60280 - Insurance	160,000	0	0
1,805,474	2,085,268	2,692,381	2,692,381	60290 - Software, Subscription Computing & Maintenance	2,115,842	0	0
1,349,007	1,064,417	1,110,444	1,113,479	60310 - Pharmaceuticals	1,606,462	0	0
144,071	165,001	235,537	235,537	60340 - Dues & Subscriptions	266,109	0	0
2,884	0	0	0	60610 - Loss-Inv Revaluation	0	0	0
-23,343	32	0	0	60620 - Inventory Cost Difference	0	0	0
381	186	0	0	60660 - Goods Issue	0	0	0
0	-1,296	0	0	60680 - Cash Discounts Taken	0	0	0
4,549,616	5,578,534	0	0	93001 - Assess Matrl & Svcs	0	0	0
104	212	0	0	93010 - Assess Inv Acctnt	0	0	0

Health Department

FUND 1000: General Fund

FY16 ACTUAL	FY17 ACTUAL	FY18 ADOPTED	FY18 REVISED	EXPENDITURE DETAIL	FY19 PROPOSED	FY19 APPROVED	FY19 ADOPTED
27	0	0	0	93012 - Assess Equip Use	0	0	0
0	3,449	0	0	93015 - Assess Lib Bks & Mat	0	0	0
1,022,347	998,930	0	0	93016 - Assess Med Supplies	0	0	0
0	216	0	0	93018 - Assess Clin Support	0	0	0
11,459,723	12,254,936	9,275,144	9,310,681	TOTAL Materials & Supplies	7,727,572	0	0
24,467,395	27,307,728	55,934,045	56,208,895	60000 - Permanent	59,453,683	0	0
476,884	417,494	1,592,908	1,751,298	60100 - Temporary	1,711,817	0	0
772,310	1,359,109	317,372	307,997	60110 - Overtime	553,600	0	0
448,078	699,010	662,856	663,506	60120 - Premium	956,577	0	0
7,881,700	9,220,609	19,576,489	19,638,974	60130 - Salary Related Expns	21,399,245	0	0
69,555	71,661	362,147	430,592	60135 - Non Base Fringe	351,131	0	0
7,323,531	8,246,612	16,484,444	16,621,957	60140 - Insurance Benefits	16,994,545	0	0
37,524	26,512	32,600	40,507	60145 - Non Base Insurance	48,112	0	0
2,044,447	1,519,072	0	0	90001 - ATYP Posting (CATS)	0	0	0
983,889	1,083,831	0	0	90002 - ATYP On Call (CATS)	0	0	0
39,012,808	41,922,158	0	0	93002 - Assess Labor	0	0	0
126,259	-754	0	0	95200 - ATYP Clean Up (Cent)	0	0	0
83,644,381	91,873,042	94,962,861	95,663,726	TOTAL Personnel	101,468,710	0	0
131,953,564	140,969,245	138,192,981	139,338,086	TOTAL FUND 1000: General Fund	151,859,076	0	0

HEALTH DEPARTMENT

1000: General Fund

FY16 ADOPTED		FY17 ADOPTED		FY18 ADOPTED		POSITION DETAIL	Salary		FY19 PROPOSED		FY19 APPROVED		FY19 ADOPTED	
FTE	BASE AMT	FTE	BASE AMT	FTE	BASE AMT		MIN	MAX	FTE	BASE AMT	FTE	BASE AMT	FTE	BASE AMT
88.80	3,349,452	80.65	3,069,006	66.38	2,623,301	6001-Office Assistant 2	17.49	21.51	49.12	1,993,164	0.00	0	0.00	0
28.32	1,278,003	35.92	1,613,669	25.86	1,177,258	6002-Office Assistant/Sr	20.26	24.94	22.26	1,066,171	0.00	0	0.00	0
0.00	0	2.00	111,350	1.00	56,376	6003-Clerical Unit Coordinator	22.84	28.03	0.76	44,311	0.00	0	0.00	0
12.00	531,924	12.53	555,461	9.38	436,304	6005-Administrative Specialist	23.49	28.92	0.00	0	0.00	0	0.00	0
0.00	0	0.00	0	0.00	0	6005-Executive Specialist	23.49	28.92	8.03	417,390	0.00	0	0.00	0
1.00	48,963	2.00	89,723	2.00	98,314	6011-Contract Technician	20.26	24.94	1.50	77,551	0.00	0	0.00	0
43.58	1,881,372	44.14	1,915,545	44.56	2,007,564	6012-Clinic Medical Assistant	19.08	23.50	16.11	739,981	0.00	0	0.00	0
3.00	188,442	4.00	221,950	4.00	231,085	6015-Contract Specialist	27.26	33.53	4.00	246,316	0.00	0	0.00	0
1.00	80,936	0.00	0	0.00	0	6016-Facilities Specialist 3	33.53	41.22	0.00	0	0.00	0	0.00	0
1.00	69,755	1.00	72,715	0.00	0	6017-Facilities Specialist 2	30.67	37.73	0.00	0	0.00	0	0.00	0
2.10	87,865	2.00	91,475	1.20	53,816	6020-Program Technician	20.26	24.94	0.00	0	0.00	0	0.00	0
10.90	660,607	14.95	882,700	9.95	603,235	6021-Program Specialist	27.26	33.53	13.08	837,009	0.00	0	0.00	0
0.90	58,020	7.79	446,536	5.06	288,055	6022-Program Coordinator	27.26	33.53	6.20	375,878	0.00	0	0.00	0
3.90	193,029	3.73	185,000	2.58	132,789	6024-Disease Intervention Specialist	22.84	28.03	0.63	36,732	0.00	0	0.00	0
4.00	246,127	4.00	257,717	4.00	266,616	6026-Budget Analyst	32.51	40.02	3.00	220,436	0.00	0	0.00	0
9.00	413,950	11.00	487,122	11.00	491,712	6027-Finance Technician	20.26	24.93	5.80	264,505	0.00	0	0.00	0
6.00	298,262	7.00	344,388	5.00	246,384	6029-Finance Specialist 1	24.20	29.78	11.00	578,898	0.00	0	0.00	0
7.60	420,249	10.00	565,223	9.00	517,996	6030-Finance Specialist 2	28.03	34.48	10.20	631,938	0.00	0	0.00	0
2.00	140,279	2.00	132,795	2.00	138,408	6031-Contract Specialist/Sr	32.51	40.02	2.00	143,084	0.00	0	0.00	0
9.00	551,666	7.00	444,858	6.00	387,084	6032-Finance Specialist/Sr	33.52	41.21	7.00	506,920	0.00	0	0.00	0
4.05	224,635	7.16	414,920	5.16	312,122	6033-Administrative Analyst	28.03	34.48	4.06	261,881	0.00	0	0.00	0
1.80	65,894	0.35	14,254	0.00	0	6046-Community Health Specialist 1	18.52	22.84	0.00	0	0.00	0	0.00	0
11.65	509,461	25.01	1,110,762	26.51	1,196,021	6047-Community Health Specialist 2	20.87	25.68	24.01	1,142,555	0.00	0	0.00	0
3.00	250,559	9.30	739,022	8.27	665,768	6063-Project Manager	35.51	43.73	10.74	862,460	0.00	0	0.00	0
3.70	247,773	4.42	295,910	2.25	148,157	6073-Data Analyst	28.03	34.48	2.16	142,601	0.00	0	0.00	0
2.68	122,805	0.90	41,574	1.25	59,545	6074-Data Technician	22.16	27.26	0.00	0	0.00	0	0.00	0
0.50	26,760	0.22	11,909	0.00	0	6085-Research/Evaluation Analyst 1	22.16	27.26	0.00	0	0.00	0	0.00	0
2.02	123,912	1.61	100,256	0.81	55,744	6086-Research/Evaluation Analyst 2	28.03	34.48	0.00	0	0.00	0	0.00	0
4.80	363,615	5.80	429,459	7.90	610,826	6087-Research/Evaluation Analyst/Sr	35.51	43.73	6.25	514,029	0.00	0	0.00	0
19.11	1,316,771	15.91	1,156,463	14.85	1,122,753	6088-Program Specialist/Sr	32.51	40.02	14.89	1,124,780	0.00	0	0.00	0
6.00	304,323	6.00	310,495	6.00	317,209	6093-Public Health Vector Specialist	22.16	27.26	4.45	251,146	0.00	0	0.00	0
0.00	0	0.00	0	1.00	45,925	6101-Human Resources Technician	22.85	28.03	0.00	0	0.00	0	0.00	0

HEALTH DEPARTMENT

1000: General Fund

FY16 ADOPTED		FY17 ADOPTED		FY18 ADOPTED		POSITION DETAIL	Salary		FY19 PROPOSED		FY19 APPROVED		FY19 ADOPTED	
FTE	BASE AMT	FTE	BASE AMT	FTE	BASE AMT		MIN	MAX	FTE	BASE AMT	FTE	BASE AMT	FTE	BASE AMT
1.00	58,474	2.00	124,057	2.00	129,374	6111-Procurement Analyst/Sr	29.78	36.61	2.00	138,094	0.00	0	0.00	0
1.00	53,524	0.00	0	0.00	0	6112-Procurement Analyst	26.44	32.51	0.00	0	0.00	0	0.00	0
0.00	0	0.00	0	0.00	0	6115-Procurement Associate	22.16	27.26	1.00	46,098	0.00	0	0.00	0
0.50	22,317	0.00	0	0.00	0	6119-Pharmacy Technician	19.08	23.50	0.00	0	0.00	0	0.00	0
0.00	0	0.00	0	0.50	32,686	6178-Program Communications Specialist	27.26	33.53	1.60	93,149	0.00	0	0.00	0
4.60	319,924	4.10	295,973	4.60	348,887	6200-Program Communications Coordinator	33.53	41.22	3.80	307,517	0.00	0	0.00	0
0.00	0	2.00	75,744	2.00	76,700	6270-Peer Support Specialist	19.08	23.50	2.00	86,714	0.00	0	0.00	0
6.00	366,430	6.00	372,226	6.00	373,856	6282-Deputy Medical Examiner	25.68	31.59	7.00	433,333	0.00	0	0.00	0
2.00	108,058	2.00	110,750	2.00	113,576	6286-Pathologist Assistant	24.20	29.78	2.00	119,182	0.00	0	0.00	0
4.68	171,686	3.67	137,669	2.75	106,679	6293-Health Assistant 1	17.00	20.87	2.85	116,188	0.00	0	0.00	0
1.00	43,514	1.00	43,998	1.00	44,553	6294-Health Assistant 2	18.00	22.16	1.00	46,098	0.00	0	0.00	0
10.56	697,125	8.00	527,172	4.75	325,158	6295-Clinical Services Specialist	29.78	36.61	1.82	114,163	0.00	0	0.00	0
0.00	0	2.50	120,128	3.00	145,971	6297-Case Manager 2	24.20	29.78	3.00	159,226	0.00	0	0.00	0
5.48	241,097	4.54	192,482	1.03	47,334	6300-Eligibility Specialist	20.87	25.68	5.00	257,435	0.00	0	0.00	0
23.20	1,193,842	31.01	1,648,540	24.09	1,313,849	6303-Licensed Comm Practical Nurse	23.16	30.19	15.11	847,348	0.00	0	0.00	0
14.60	593,774	12.90	540,973	12.70	552,549	6304-Medication Aide/Cna	19.08	23.50	12.70	587,773	0.00	0	0.00	0
33.26	3,688,372	35.77	3,901,349	30.14	3,386,808	6314-Nurse Practitioner	48.61	62.18	30.42	3,672,812	0.00	0	0.00	0
97.21	7,463,359	77.41	6,036,824	72.58	5,693,136	6315-Community Health Nurse	34.73	44.97	73.50	6,226,745	0.00	0	0.00	0
3.90	424,077	0.80	92,419	3.08	352,458	6316-Physician Assistant	48.61	62.18	0.80	103,472	0.00	0	0.00	0
11.97	2,195,104	8.52	1,625,019	10.22	2,054,500	6317-Physician	83.38	105.63	15.13	3,011,153	0.00	0	0.00	0
2.75	197,763	2.30	192,418	1.65	149,535	6318-Clinical Psychologist	36.61	45.08	4.45	399,182	0.00	0	0.00	0
7.35	349,183	5.86	275,288	6.16	288,357	6321-Health Information Technician	21.50	26.44	6.66	326,366	0.00	0	0.00	0
0.90	51,095	0.20	11,481	0.20	11,625	6322-Health Information Technician/Sr	23.50	28.91	0.20	12,029	0.00	0	0.00	0
7.00	396,454	1.00	59,121	3.00	167,690	6333-Medical Laboratory Technician	24.20	29.78	4.00	238,766	0.00	0	0.00	0
6.50	363,113	2.50	146,241	0.50	25,066	6335-Medical Technologist	24.94	30.67	0.00	0	0.00	0	0.00	0
0.00	0	2.00	122,954	0.00	0	6340-Dietitian (Nutritionist)	28.03	34.48	0.00	0	0.00	0	0.00	0
0.00	0	1.00	31,320	0.00	0	6341-Program Aide	15.87	19.08	0.00	0	0.00	0	0.00	0
0.00	0	2.00	90,547	2.00	91,570	6342-Nutrition Assistant	19.64	24.20	1.50	75,517	0.00	0	0.00	0
14.63	641,849	13.00	579,122	19.91	888,095	6346-Dental Assistant/Efda	19.64	24.20	33.99	1,615,295	0.00	0	0.00	0
9.20	704,956	8.79	689,579	11.72	898,860	6348-Dental Hygienist	32.51	40.02	12.07	958,234	0.00	0	0.00	0
0.90	44,514	0.00	0	0.00	0	6349 - Dental Equipment Specialist	24.20	29.78	0.00	0	0.00	0	0.00	0
8.28	453,815	3.36	187,454	1.79	105,151	6352-Health Educator	25.68	31.58	2.97	182,822	0.00	0	0.00	0

HEALTH DEPARTMENT

1000: General Fund

FY16 ADOPTED		FY17 ADOPTED		FY18 ADOPTED		POSITION DETAIL	Salary		FY19 PROPOSED		FY19 APPROVED		FY19 ADOPTED	
FTE	BASE AMT	FTE	BASE AMT	FTE	BASE AMT		MIN	MAX	FTE	BASE AMT	FTE	BASE AMT	FTE	BASE AMT
0.00	0	1.00	50,618	0.00	0	6354-Environmental Health Trainee	24.94	30.67	1.44	74,691	0.00	0	0.00	0
1.00	59,202	1.00	61,645	1.00	64,276	6355-Public Health Ecologist	28.03	34.48	1.00	68,500	0.00	0	0.00	0
17.42	1,115,714	19.46	1,286,412	20.06	1,343,892	6356-Environmental Health Specialist	28.04	34.48	21.58	1,492,666	0.00	0	0.00	0
0.85	55,960	0.60	39,942	0.90	60,666	6359-Nuisance Enforcement Officer	27.26	33.53	0.90	62,771	0.00	0	0.00	0
0.63	37,898	1.00	62,343	2.00	128,239	6360-Epidemiologist	30.67	37.72	1.50	102,924	0.00	0	0.00	0
1.00	69,671	1.00	74,833	1.00	78,125	6361-Epidemiologist Senior	35.52	43.73	0.00	0	0.00	0	0.00	0
46.73	3,143,803	49.69	3,392,517	56.13	3,865,558	6365-Mental Health Consultant	29.78	36.61	50.30	3,593,545	0.00	0	0.00	0
10.20	736,214	6.20	450,798	4.50	347,493	6456-Data Analyst/Sr	33.53	41.22	5.50	444,050	0.00	0	0.00	0
8.85	499,397	9.45	560,861	7.00	421,299	6500-Operations Process Specialist	28.03	34.48	6.89	442,294	0.00	0	0.00	0
6.00	442,028	7.80	593,135	6.20	497,238	6501-Business Process Consultant	34.48	42.47	7.21	602,463	0.00	0	0.00	0
4.00	276,047	4.00	281,332	6.00	446,202	6510-Health Policy Analyst, Sr	34.48	42.47	5.00	413,584	0.00	0	0.00	0
0.00	0	0.00	0	0.00	0	7207-Graphic Designer	N/A	N/A	0.00	0	0.00	0	0.00	0
1.00	61,415	1.00	62,702	1.00	65,373	7232-Creative Media Coordinator	27.26	33.53	1.00	69,745	0.00	0	0.00	0
1.00	59,992	1.00	62,718	1.00	65,664	9005-Administrative Analyst, Senior	27.25	38.14	1.00	69,966	0.00	0	0.00	0
1.70	110,341	1.13	67,255	0.00	0	9006-Administrative Analyst	24.71	34.59	0.00	0	0.00	0	0.00	0
9.30	558,837	7.52	443,900	12.95	743,340	9025-Operations Supervisor	24.71	34.59	13.95	853,965	0.00	0	0.00	0
1.00	88,984	1.00	93,029	1.00	97,397	9041-Research Scientist	33.34	50.00	1.30	134,590	0.00	0	0.00	0
0.00	0	1.00	46,716	0.75	32,322	9061-Human Resources Technician	21.35	29.89	1.00	44,583	0.00	0	0.00	0
2.00	155,931	1.00	73,212	1.00	90,470	9062-Environmental Health Supervisor	34.75	48.66	1.00	96,398	0.00	0	0.00	0
0.00	0	1.00	65,717	1.00	75,829	9063-Project Manager	33.10	46.34	2.00	149,904	0.00	0	0.00	0
1.00	60,949	1.00	83,719	1.00	87,650	9064-Chief Deputy Medical Examiner	31.15	46.73	1.00	93,393	0.00	0	0.00	0
5.00	263,589	4.00	243,623	3.00	179,830	9080-Human Resources Analyst 1	24.76	34.66	3.00	188,032	0.00	0	0.00	0
4.00	271,729	4.00	293,462	5.00	383,678	9335-Finance Supervisor	31.16	46.73	5.00	391,465	0.00	0	0.00	0
4.00	397,682	3.00	297,882	3.00	324,968	9336-Finance Manager	38.17	57.25	4.00	404,623	0.00	0	0.00	0
0.00	0	1.00	113,677	1.00	131,453	9338-Finance Manager, Sr	44.52	66.78	1.00	92,953	0.00	0	0.00	0
13.75	962,744	13.88	1,041,977	15.23	1,156,364	9361-Program Supervisor	28.60	44.13	18.72	1,446,953	0.00	0	0.00	0
7.10	707,165	7.86	782,973	6.57	681,105	9364-Manager 2	35.67	53.50	7.42	812,332	0.00	0	0.00	0
4.30	430,068	4.90	537,557	6.06	692,263	9365-Manager, Sr	38.17	57.25	8.65	899,939	0.00	0	0.00	0
2.80	276,268	1.10	115,631	1.10	123,988	9366-Quality Manager	38.17	57.25	1.10	131,493	0.00	0	0.00	0
18.90	2,872,432	19.38	3,006,399	23.18	3,511,945	9390-Dentist	49.93	79.89	23.50	3,884,536	0.00	0	0.00	0
3.40	651,878	3.49	695,222	3.20	670,980	9490-Site Medical Director	71.77	114.83	6.11	1,364,787	0.00	0	0.00	0
0.81	180,799	1.70	302,119	1.46	251,478	9491-Psychiatrist	71.77	114.83	1.46	333,684	0.00	0	0.00	0

HEALTH DEPARTMENT

1000: General Fund

FY16 ADOPTED		FY17 ADOPTED		FY18 ADOPTED		POSITION DETAIL	Salary		FY19 PROPOSED		FY19 APPROVED		FY19 ADOPTED	
FTE	BASE AMT	FTE	BASE AMT	FTE	BASE AMT		MIN	MAX	FTE	BASE AMT	FTE	BASE AMT	FTE	BASE AMT
0.00	0	0.00	0	1.13	107,742	9493-Nurse Practitioner Manager	46.23	73.97	0.80	77,222	0.00	0	0.00	0
1.00	185,663	1.00	188,443	1.00	191,552	9499-Dental Director	59.32	94.90	1.00	198,160	0.00	0	0.00	0
0.00	0	0.25	26,347	0.45	78,362	9501-Deputy Dental Director	53.92	86.28	0.80	144,116	0.00	0	0.00	0
9.12	802,495	8.62	778,886	7.34	661,838	9517-Nursing Supervisor	33.34	50.00	11.37	1,026,670	0.00	0	0.00	0
3.80	303,433	3.70	270,316	0.80	80,742	9518-Nursing Development Consultant	33.34	50.00	2.00	172,733	0.00	0	0.00	0
1.00	104,888	1.00	109,656	1.00	83,197	9519-Nursing Director	41.22	61.83	1.00	86,067	0.00	0	0.00	0
1.00	217,135	1.00	224,801	1.00	231,777	9520-Medical Director	78.95	126.32	1.00	246,965	0.00	0	0.00	0
1.00	221,417	1.00	228,015	1.00	231,777	9521-Health Department Director	71.77	114.83	1.00	186,559	0.00	0	0.00	0
0.70	142,961	0.70	145,100	0.70	147,495	9530-EMS Medical Director	71.77	114.83	0.70	157,160	0.00	0	0.00	0
0.80	152,392	0.80	159,319	0.80	166,800	9540-Deputy Health Officer	71.77	114.83	0.80	177,730	0.00	0	0.00	0
2.30	293,577	2.60	538,945	1.80	379,272	9541-Deputy Medical Director	71.77	114.83	1.80	415,351	0.00	0	0.00	0
0.70	148,350	0.70	155,210	0.75	173,817	9550-Health Officer	78.95	126.32	0.55	135,828	0.00	0	0.00	0
0.00	0	1.00	128,167	1.00	131,474	9551-Health Centers Division Ops Director	53.92	86.28	1.00	173,939	0.00	0	0.00	0
1.00	120,960	2.33	245,131	1.33	124,380	9601-Division Director 1	41.22	61.83	1.33	129,288	0.00	0	0.00	0
1.00	130,637	1.00	132,593	1.00	134,781	9602-Division Director 2	44.52	66.78	0.00	0	0.00	0	0.00	0
15.75	1,388,259	19.58	1,755,168	20.38	1,846,147	9615-Program Manager 1	33.10	51.09	17.84	1,704,447	0.00	0	0.00	0
2.00	286,084	2.00	293,742	2.00	298,590	9619-Deputy Director	46.23	73.97	2.00	308,890	0.00	0	0.00	0
1.00	80,639	1.00	106,749	1.00	111,762	9621-Human Resources Manager 2	41.22	61.83	2.00	215,168	0.00	0	0.00	0
4.90	345,409	5.00	369,865	6.00	449,280	9670-Human Resources Analyst 2	27.21	40.82	8.00	584,691	0.00	0	0.00	0
3.00	241,649	3.00	252,634	3.00	264,496	9698-Health Services Development	34.75	48.66	3.00	281,827	0.00	0	0.00	0
1.00	168,785	1.00	173,678	1.00	188,401	9699-ICS Director	65.25	104.39	1.00	212,892	0.00	0	0.00	0
1.00	64,748	1.00	83,639	1.00	87,961	9710-Management Assistant	33.10	46.34	1.00	93,725	0.00	0	0.00	0
1.00	115,588	1.00	115,588	0.00	0	9711-Executive Advisor	38.17	57.25	0.00	0	0.00	0	0.00	0
2.00	204,482	2.00	205,502	1.80	190,318	9715-Human Resources Manager 1	35.67	53.50	2.00	185,213	0.00	0	0.00	0
4.00	291,286	4.00	258,255	2.79	179,305	9720-Operations Administrator	27.25	38.14	4.00	274,468	0.00	0	0.00	0
0.55	79,588	0.33	48,468	0.33	49,629	9744-Mental Health Director	46.23	73.97	0.33	50,967	0.00	0	0.00	0
3.75	296,003	4.75	417,340	4.75	436,179	9748-Human Resources Analyst, Senior	31.16	46.73	6.75	589,189	0.00	0	0.00	0
0.55	71,629	1.50	157,350	1.50	157,244	9797-Principal Investigator Manager	44.52	66.78	1.50	209,142	0.00	0	0.00	0
1.30	126,838	0.87	87,164	1.10	116,252	9798-Principal Investigator	41.22	61.83	0.00	0	0.00	0	0.00	0
0.00	-80,886	0.00	0	0.00	0	SALARY/ACTG ADJUSTMENTS	N/A	N/A	0.00	0	0.00	0	0.00	0
814.84	55,949,574	826.51	57,283,102	773.38	55,934,045	TOTAL BUDGET			751.92	59,453,683	0.00	0	0.00	0

Health Department

FUND 1505: Federal/State Program Fund

FY16 ACTUAL	FY17 ACTUAL	FY18 ADOPTED	FY18 REVISED	EXPENDITURE DETAIL	FY19 PROPOSED	FY19 APPROVED	FY19 ADOPTED
166,618	182,963	154,458	154,458	60550 - Capital Equipment	570,000	0	0
-113,175	-3,151	0	0	93009 - Assess Capital	0	0	0
53,442	179,812	154,458	154,458	TOTAL Capital Outlay	570,000	0	0
1,399	0	62,753	62,753	60150 - Cnty Match & Sharing	12,000	0	0
585,255	624,820	280,759	280,759	60155 - Direct Client Asst.	367,372	0	0
32,597,217	33,985,447	35,164,540	36,406,420	60160 - Pass-Thru & Pgm Supt	35,787,593	0	0
3,957,695	5,173,626	2,258,780	2,376,465	60170 - Professional Svcs	2,044,080	0	0
-28,338	-467,039	0	0	91002 - Assess Passthru/Supp	0	0	0
37,113,228	39,316,854	37,766,832	39,126,397	TOTAL Contractual Services	38,211,045	0	0
2,111,529	1,492,039	1,365,527	1,366,723	60350 - Central Indirect	1,485,564	0	0
5,047,305	5,335,896	4,807,281	4,811,486	60355 - Dept Indirect	5,204,777	0	0
689,668	673,380	714,220	714,220	60370 - Intl Svc Telephone	526,149	0	0
6,258,084	7,261,103	7,015,279	7,007,481	60380 - Intl Svc Data Proc	6,039,282	0	0
117,276	163,799	165,856	165,856	60410 - Intl Svc Motor Pool	82,798	0	0
8,096	0	0	0	60420 - Intl Svc Electronics	0	0	0
4,225,931	3,887,913	3,937,349	3,931,834	60430 - Intl Svc Bldg Mgmt	2,726,531	0	0
142,192	126,107	0	0	60440 - Intl Svc Other	0	0	0
552,586	558,955	341,984	341,984	60460 - Intl Svc Dist/Postge	436,225	0	0
-5,184,963	-5,958,300	0	0	93007 - Assess Int Svc Expenses	0	0	0
2,331,819	1,461,418	0	0	95430 - Settle Bldg Mgmt Svc	0	0	0
16,299,523	15,002,307	18,347,496	18,339,584	TOTAL Internal Services	16,501,326	0	0
325,243	359,524	171,417	171,417	60180 - Printing	188,798	0	0
175,852	57,656	23,766	23,766	60200 - Communications	31,416	0	0
12,322	18,651	2,771	2,771	60210 - Rentals	8,549	0	0
110,661	32,000	1,273,169	1,273,169	60220 - Repairs and Maint	275,637	0	0
6,343	5,461	7,077	7,077	60230 - Postage	8,975	0	0
1,185,061	786,107	803,478	822,555	60240 - Supplies	695,073	0	0
0	3,494	0	0	60245 - Lib Books & Matrls	0	0	0
1,984,335	1,940,560	1,558,123	1,558,123	60246 - Med&Dental Supplies	1,142,274	0	0
10,056	0	5,887	6,387	60250 - Food	7,259	0	0
484,764	551,447	463,949	463,949	60260 - Travel & Training	380,492	0	0
176,484	174,181	156,354	156,389	60270 - Local Travel/Mileage	124,800	0	0
274,227	271,757	70,864	74,014	60290 - Software, Subscription Computing & Maintenance	83,521	0	0
11,889,678	13,814,147	10,188,590	10,185,555	60310 - Pharmaceuticals	11,035,183	0	0
0	0	0	0	60330 - Claims Paid	0	0	0
124,377	68,219	116,335	116,335	60340 - Dues & Subscriptions	65,577	0	0
168	444	0	0	60660 - Goods Issue	0	0	0
0	-984	0	0	60680 - Cash Discounts Taken	0	0	0
27	72	0	0	92002 - Equipment Use	0	0	0
-4,549,408	-5,577,225	0	0	93001 - Assess Matrl & Svcs	0	0	0
-104	-212	0	0	93010 - Assess Inv AcCnt	0	0	0
-27	0	0	0	93012 - Assess Equip Use	0	0	0

Health Department

FUND 1505: Federal/State Program Fund

FY16 ACTUAL	FY17 ACTUAL	FY18 ADOPTED	FY18 REVISED	EXPENDITURE DETAIL	FY19 PROPOSED	FY19 APPROVED	FY19 ADOPTED
0	-3,449	0	0	93015 - Assess Lib Bks & Mat	0	0	0
-1,022,347	-998,930	0	0	93016 - Assess Med Supplies	0	0	0
0	-216	0	0	93018 - Assess Clin Support	0	0	0
51,932	0	0	0	95101 - Settle Matrl & Svcs	0	0	0
-9	0	0	0	95110 - Settle Inv Acct	0	0	0
11,239,636	11,502,705	14,841,780	14,861,507	TOTAL Materials & Supplies	14,047,554	0	0
60,608,410	64,731,692	35,811,869	35,763,247	60000 - Permanent	36,270,389	0	0
4,734,741	3,745,578	1,731,167	1,819,607	60100 - Temporary	1,204,756	0	0
746,284	542,238	182,804	182,804	60110 - Overtime	227,991	0	0
1,133,743	935,787	498,891	498,891	60120 - Premium	569,075	0	0
18,053,212	20,881,752	12,543,638	12,522,919	60130 - Salary Related Expns	12,964,382	0	0
849,282	723,903	383,491	422,245	60135 - Non Base Fringe	323,544	0	0
17,318,971	19,449,762	11,202,919	11,194,705	60140 - Insurance Benefits	12,039,853	0	0
146,150	129,467	35,511	39,573	60145 - Non Base Insurance	158,458	0	0
-2,065,052	-1,523,627	0	0	90001 - ATYP Posting (CATS)	0	0	0
-1,003,708	-1,083,584	0	0	90002 - ATYP On Call (CATS)	0	0	0
-39,009,410	-41,909,911	0	0	93002 - Assess Labor	0	0	0
15,544	0	0	0	95102 - Settle Labor	0	0	0
-126,259	2,034	0	0	95200 - ATYP Clean Up (Cent)	0	0	0
61,401,909	66,625,091	62,390,290	62,443,991	TOTAL Personnel	63,758,448	0	0
126,107,739	132,626,770	133,500,856	134,925,937	TOTAL FUND 1505: Federal/State Program Fund	133,088,373	0	0

HEALTH DEPARTMENT

1505: Federal/State Program Fund

FY16 ADOPTED		FY17 ADOPTED		FY18 ADOPTED		POSITION DETAIL	Salary		FY19 PROPOSED		FY19 APPROVED		FY19 ADOPTED	
FTE	BASE AMT	FTE	BASE AMT	FTE	BASE AMT		MIN	MAX	FTE	BASE AMT	FTE	BASE AMT	FTE	BASE AMT
56.92	2,108,786	73.81	2,758,485	68.24	2,685,719	6001-Office Assistant 2	17.49	21.51	90.53	3,758,967	0.00	0	0.00	0
23.70	1,058,188	19.25	876,526	19.98	942,306	6002-Office Assistant/Sr	20.26	24.94	23.58	1,159,060	0.00	0	0.00	0
1.00	55,062	0.00	0	1.00	53,157	6003-Clerical Unit Coordinator	22.84	28.03	1.24	70,695	0.00	0	0.00	0
3.45	156,526	2.80	122,946	4.89	218,733	6005-Administrative Specialist	23.49	28.92	0.00	0	0.00	0	0.00	0
0.00	0	0.00	0	0.00	0	6005-Executive Specialist	23.49	28.92	4.56	232,831	0.00	0	0.00	0
40.28	1,705,197	48.66	2,074,880	29.79	1,313,552	6012-Clinic Medical Assistant	19.08	23.50	65.19	2,987,712	0.00	0	0.00	0
1.00	42,237	1.00	52,490	0.00	0	6013-Community Information Spec	21.50	26.44	0.00	0	0.00	0	0.00	0
0.00	0	0.40	22,904	0.40	23,890	6015-Contract Specialist	27.26	33.53	0.40	25,457	0.00	0	0.00	0
2.90	141,992	2.00	99,014	1.30	65,171	6020-Program Technician	20.26	24.94	3.00	136,142	0.00	0	0.00	0
13.57	811,929	10.41	662,738	10.92	679,208	6021-Program Specialist	27.26	33.53	10.07	647,086	0.00	0	0.00	0
3.50	207,688	3.21	191,840	5.14	304,333	6022-Program Coordinator	27.26	33.53	6.75	407,333	0.00	0	0.00	0
2.10	107,593	2.22	116,453	4.17	205,181	6024-Disease Intervention Specialist	22.84	28.03	7.87	406,043	0.00	0	0.00	0
1.00	42,450	0.00	0	1.00	43,572	6027-Finance Technician	20.26	24.93	1.00	42,984	0.00	0	0.00	0
0.00	0	1.00	46,647	1.00	48,903	6029-Finance Specialist 1	24.20	29.78	1.00	52,119	0.00	0	0.00	0
2.00	103,824	0.00	0	0.00	0	6030-Finance Specialist 2	28.03	34.48	0.80	46,644	0.00	0	0.00	0
1.00	71,911	1.00	63,785	0.00	0	6032-Finance Specialist/Sr	33.52	41.21	0.00	0	0.00	0	0.00	0
3.40	191,301	1.18	71,264	1.18	71,300	6033-Administrative Analyst	28.03	34.48	1.28	83,504	0.00	0	0.00	0
1.40	50,440	2.85	111,300	0.00	0	6046-Community Health Specialist 1	18.52	22.84	0.00	0	0.00	0	0.00	0
15.65	685,494	19.99	873,713	17.39	783,571	6047-Community Health Specialist 2	20.87	25.68	20.90	981,024	0.00	0	0.00	0
2.80	230,286	2.30	190,586	3.59	281,975	6063-Project Manager	35.51	43.73	4.40	368,787	0.00	0	0.00	0
1.25	78,966	2.05	123,922	0.87	52,186	6073-Data Analyst	28.03	34.48	0.96	60,145	0.00	0	0.00	0
0.95	42,594	1.45	69,946	0.55	29,496	6074-Data Technician	22.16	27.26	1.55	80,990	0.00	0	0.00	0
3.80	187,781	2.98	158,245	3.25	163,899	6085-Research/Evaluation Analyst 1	22.16	27.26	1.80	91,460	0.00	0	0.00	0
4.08	239,334	4.34	261,971	1.64	108,113	6086-Research/Evaluation Analyst 2	28.03	34.48	1.60	97,817	0.00	0	0.00	0
1.80	140,767	3.27	253,821	3.25	246,599	6087-Research/Evaluation Analyst/Sr	35.51	43.73	3.50	283,737	0.00	0	0.00	0
6.84	500,722	9.84	706,377	13.13	952,136	6088-Program Specialist/Sr	32.51	40.02	14.91	1,141,854	0.00	0	0.00	0
23.55	995,047	26.05	1,122,413	25.25	1,111,498	6119-Pharmacy Technician	19.08	23.50	21.80	993,161	0.00	0	0.00	0
0.50	26,762	0.50	27,060	0.30	17,088	6178-Program Communications Specialist	27.26	33.53	0.70	46,932	0.00	0	0.00	0
1.00	39,181	1.00	40,421	1.00	42,177	6270-Peer Support Specialist	19.08	23.50	1.00	44,957	0.00	0	0.00	0
1.22	41,403	1.23	46,435	2.15	84,179	6293-Health Assistant 1	17.00	20.87	1.95	81,597	0.00	0	0.00	0
8.54	543,315	17.68	1,148,894	15.58	1,050,678	6295-Clinical Services Specialist	29.78	36.61	18.61	1,296,047	0.00	0	0.00	0
4.90	257,288	4.90	265,906	6.90	367,413	6297-Case Manager 2	24.20	29.78	5.00	270,397	0.00	0	0.00	0

HEALTH DEPARTMENT

1505: Federal/State Program Fund

FY16 ADOPTED		FY17 ADOPTED		FY18 ADOPTED		POSITION DETAIL	Salary		FY19 PROPOSED		FY19 APPROVED		FY19 ADOPTED	
FTE	BASE AMT	FTE	BASE AMT	FTE	BASE AMT		MIN	MAX	FTE	BASE AMT	FTE	BASE AMT	FTE	BASE AMT
14.52	695,432	16.36	764,530	16.07	779,254	6300-Eligibility Specialist	20.87	25.68	13.80	691,544	0.00	0	0.00	0
15.35	823,508	7.29	403,532	10.52	604,931	6303-Licensed Comm Practical Nurse	23.16	30.19	12.44	741,845	0.00	0	0.00	0
3.43	391,753	6.73	730,883	6.47	751,356	6314-Nurse Practitioner	48.61	62.18	7.35	900,571	0.00	0	0.00	0
21.15	1,650,776	51.92	4,073,255	41.69	3,377,490	6315-Community Health Nurse	34.73	44.97	35.87	3,115,901	0.00	0	0.00	0
2.00	230,182	3.00	349,115	0.72	84,838	6316-Physician Assistant	48.61	62.18	1.60	192,718	0.00	0	0.00	0
11.03	1,967,166	19.28	3,510,166	9.48	1,750,361	6317-Physician	83.38	105.63	4.33	838,546	0.00	0	0.00	0
1.75	125,849	4.10	312,442	1.15	101,091	6318-Clinical Psychologist	36.61	45.08	0.15	14,066	0.00	0	0.00	0
0.50	25,956	0.16	8,300	0.16	8,504	6321-Health Information Technician	21.50	26.44	0.16	8,799	0.00	0	0.00	0
0.00	0	0.20	11,481	0.20	11,625	6322-Health Information Technician/Sr	23.50	28.91	0.20	12,029	0.00	0	0.00	0
2.00	113,418	7.00	406,829	5.60	306,083	6333-Medical Laboratory Technician	24.20	29.78	4.00	238,600	0.00	0	0.00	0
0.00	0	4.00	206,788	6.00	326,953	6335-Medical Technologist	24.94	30.67	6.00	343,772	0.00	0	0.00	0
3.85	227,739	2.00	121,876	4.00	255,135	6340-Dietitian (Nutritionist)	28.03	34.48	3.55	233,403	0.00	0	0.00	0
16.00	738,056	14.00	657,318	14.00	676,543	6342-Nutrition Assistant	19.64	24.20	12.80	644,413	0.00	0	0.00	0
30.46	1,359,629	34.04	1,535,108	35.33	1,604,191	6346-Dental Assistant/Efda	19.64	24.20	18.50	863,035	0.00	0	0.00	0
2.38	177,401	2.93	211,973	2.25	165,978	6348-Dental Hygienist	32.51	40.02	1.79	146,597	0.00	0	0.00	0
0.10	4,946	0.00	0	0.00	0	6349 - Dental Equipment Specialist	24.20	29.78	0.00	0	0.00	0	0.00	0
6.45	357,395	9.56	526,487	5.39	306,349	6352-Health Educator	25.68	31.58	3.71	213,213	0.00	0	0.00	0
1.53	92,665	0.74	48,447	0.74	47,940	6356-Environmental Health Specialist	28.04	34.48	0.17	11,675	0.00	0	0.00	0
0.15	9,875	0.25	16,641	0.10	6,741	6359-Nuisance Enforcement Officer	27.26	33.53	0.10	6,974	0.00	0	0.00	0
0.37	22,257	0.00	0	1.00	61,651	6360-Epidemiologist	30.67	37.72	2.00	135,873	0.00	0	0.00	0
0.00	0	0.00	0	0.00	0	6361-Epidemiologist Senior	35.52	43.73	1.00	83,245	0.00	0	0.00	0
49.17	3,345,112	48.46	3,360,091	47.20	3,340,081	6365-Mental Health Consultant	29.78	36.61	45.22	3,324,407	0.00	0	0.00	0
1.20	92,872	3.20	257,560	3.40	264,314	6456-Data Analyst/Sr	33.53	41.22	3.20	250,729	0.00	0	0.00	0
0.85	57,584	1.10	84,347	1.20	98,551	6501-Business Process Consultant	34.48	42.47	1.19	92,675	0.00	0	0.00	0
0.30	20,300	0.87	59,751	0.00	0	9006-Administrative Analyst	24.71	34.59	0.00	0	0.00	0	0.00	0
6.10	353,260	9.48	556,996	7.05	423,693	9025-Operations Supervisor	24.71	34.59	4.05	255,745	0.00	0	0.00	0
0.45	44,021	0.20	19,858	1.10	94,200	9041-Research Scientist	33.34	50.00	0.30	30,811	0.00	0	0.00	0
25.40	2,948,642	25.70	3,087,044	25.73	3,182,038	9355-Pharmacist	44.52	66.78	24.23	3,201,049	0.00	0	0.00	0
1.00	142,523	1.00	149,002	1.00	155,999	9357-Pharmacy & Clinic Sup Services Director	53.92	86.28	1.00	166,221	0.00	0	0.00	0
13.90	1,021,968	13.88	1,061,396	12.53	1,014,301	9361-Program Supervisor	28.60	44.13	13.64	1,134,124	0.00	0	0.00	0
0.90	86,032	0.14	14,625	1.18	98,447	9364-Manager 2	35.67	53.50	0.58	64,781	0.00	0	0.00	0
3.33	352,462	3.60	390,765	2.44	247,511	9365-Manager, Sr	38.17	57.25	1.85	201,224	0.00	0	0.00	0

HEALTH DEPARTMENT

1505: Federal/State Program Fund

FY16 ADOPTED		FY17 ADOPTED		FY18 ADOPTED		POSITION DETAIL	Salary		FY19 PROPOSED		FY19 APPROVED		FY19 ADOPTED	
FTE	BASE AMT	FTE	BASE AMT	FTE	BASE AMT		MIN	MAX	FTE	BASE AMT	FTE	BASE AMT	FTE	BASE AMT
0.20	22,400	0.10	11,368	0.10	11,555	9366-Quality Manager	38.17	57.25	0.10	11,954	0.00	0	0.00	0
1.50	230,879	1.75	262,587	1.50	239,677	9390-Dentist	49.93	79.89	0.18	30,018	0.00	0	0.00	0
3.00	559,556	3.21	594,828	3.46	652,755	9490-Site Medical Director	71.77	114.83	0.69	154,914	0.00	0	0.00	0
0.47	104,807	0.78	177,852	0.90	208,599	9491-Psychiatrist	71.77	114.83	0.66	160,542	0.00	0	0.00	0
0.00	0	1.00	80,560	0.50	62,397	9493-Nurse Practitioner Manager	46.23	73.97	0.90	123,267	0.00	0	0.00	0
0.00	0	0.00	0	0.55	95,776	9501-Deputy Dental Director	53.92	86.28	0.00	0	0.00	0	0.00	0
4.28	401,684	4.98	486,565	7.26	682,648	9517-Nursing Supervisor	33.34	50.00	2.33	242,231	0.00	0	0.00	0
0.00	0	0.10	6,619	0.00	0	9518-Nursing Development Consultant	33.34	50.00	0.00	0	0.00	0	0.00	0
1.00	154,742	1.30	211,298	1.30	221,219	9540-Deputy Health Officer	71.77	114.83	1.30	235,715	0.00	0	0.00	0
0.20	42,380	0.20	44,340	0.20	46,372	9550-Health Officer	78.95	126.32	0.35	86,440	0.00	0	0.00	0
1.00	122,594	0.00	0	0.00	0	9551-Health Centers Division Ops Director	53.92	86.28	0.00	0	0.00	0	0.00	0
0.45	54,432	0.34	41,742	0.34	42,431	9601-Division Director 1	41.22	61.83	0.34	44,530	0.00	0	0.00	0
8.45	808,405	10.47	958,514	11.52	1,125,916	9615-Program Manager 1	33.10	51.09	9.11	894,319	0.00	0	0.00	0
0.00	0	0.00	0	0.00	0	9720-Operations Administrator	27.25	38.14	0.00	0	0.00	0	0.00	0
0.45	65,117	0.34	49,936	0.34	51,132	9744-Mental Health Director	46.23	73.97	0.34	52,511	0.00	0	0.00	0
0.25	32,558	0.25	33,145	0.26	35,042	9797-Principal Investigator Manager	44.52	66.78	0.15	20,916	0.00	0	0.00	0
2.10	227,735	2.29	241,495	2.23	244,168	9798-Principal Investigator	41.22	61.83	1.41	158,965	0.00	0	0.00	0
0.00	76	0.00	0	0.00	0	SALARY/ACTG ADJUSTMENTS	N/A	N/A	0.00	0	0.00	0	0.00	0
493.07	31,170,208	585.67	38,698,437	538.02	35,811,869	TOTAL BUDGET			558.59	36,270,389	0.00	0	0.00	0

Health Department

FUND 3002: Behavioral Health Managed Care Fund

FY16 ACTUAL	FY17 ACTUAL	FY18 ADOPTED	FY18 REVISED	EXPENDITURE DETAIL	FY19 PROPOSED	FY19 APPROVED	FY19 ADOPTED
15,893	11,187	134,468	96,468	60155 - Direct Client Asst.	348,710	0	0
61,308,462	20,581,608	21,738,703	21,776,703	60160 - Pass-Thru & Pgm Supt	29,845,696	0	0
1,721,802	726,235	919,945	919,945	60170 - Professional Svcs	791,235	0	0
63,046,157	21,319,029	22,793,116	22,793,116	TOTAL Contractual Services	30,985,641	0	0
1,923,545	232,675	261,048	261,048	60350 - Central Indirect	374,801	0	0
4,663,356	833,751	919,009	919,009	60355 - Dept Indirect	1,313,143	0	0
125,617	110,702	68,126	68,126	60370 - Intl Svc Telephone	89,776	0	0
383,326	857,272	433,626	433,626	60380 - Intl Svc Data Proc	1,061,039	0	0
26,050	52,004	78,175	78,175	60410 - Intl Svc Motor Pool	110,992	0	0
234,518	456,186	599,311	599,311	60430 - Intl Svc Bldg Mgmt	891,975	0	0
12,164	57,162	0	0	60440 - Intl Svc Other	0	0	0
11,003	30,474	15,615	15,615	60460 - Intl Svc Dist/Postge	15,323	0	0
12,465	92,177	0	0	95430 - Settle Bldg Mgmt Svc	0	0	0
7,392,043	2,722,402	2,374,910	2,374,910	TOTAL Internal Services	3,857,049	0	0
57,733	50,148	41,080	41,080	60180 - Printing	9,600	0	0
2,381	2,302	1,320	1,320	60200 - Communications	0	0	0
0	230	0	0	60210 - Rentals	0	0	0
0	0	6,544	6,544	60220 - Repairs and Maint	8,141	0	0
22,306	17,007	15,698	15,698	60230 - Postage	0	0	0
46,821	40,043	22,702	22,702	60240 - Supplies	21,720	0	0
0	166	0	0	60245 - Lib Books & Matrls	0	0	0
35	202	0	0	60246 - Med&Dental Supplies	0	0	0
0	359	0	0	60250 - Food	0	0	0
19,922	22,511	28,200	28,200	60260 - Travel & Training	33,000	0	0
6,614	8,982	2,146	2,146	60270 - Local Travel/Mileage	7,346	0	0
157,521	196,861	331,110	331,110	60290 - Software, Subscription Computing & Maintenance	252,241	0	0
849	549	0	0	60340 - Dues & Subscriptions	58,005	0	0
-208	0	0	0	93001 - Assess Matrl & Svcs	0	0	0
313,973	339,361	448,800	448,800	TOTAL Materials & Supplies	390,053	0	0
4,082,887	5,248,618	5,810,979	5,810,979	60000 - Permanent	7,967,937	0	0
142,331	177,259	112,094	112,094	60100 - Temporary	130,993	0	0
77,420	50,098	0	0	60110 - Overtime	0	0	0
32,128	40,292	27,830	27,830	60120 - Premium	44,350	0	0
1,226,153	1,661,987	1,952,127	1,952,127	60130 - Salary Related Expns	2,725,780	0	0
37,488	39,042	43,335	43,335	60135 - Non Base Fringe	34,798	0	0
1,212,490	1,603,997	1,756,829	1,756,829	60140 - Insurance Benefits	2,502,049	0	0
3,146	5,521	2,072	2,072	60145 - Non Base Insurance	5,544	0	0
3,545	48	0	0	90001 - ATYP Posting (CATS)	0	0	0
-3,320	-12,148	0	0	93002 - Assess Labor	0	0	0
0	-1,280	0	0	95200 - ATYP Clean Up (Cent)	0	0	0

FY16 ACTUAL	FY17 ACTUAL	FY18 ADOPTED	FY18 REVISED	EXPENDITURE DETAIL	FY19 PROPOSED	FY19 APPROVED	FY19 ADOPTED
6,814,267	8,813,434	9,705,266	9,705,266	TOTAL Personnel	13,411,451	0	0
77,566,440	33,194,226	35,322,092	35,322,092	TOTAL FUND 3002: Behavioral Health Managed Care Fund	48,644,194	0	0

HEALTH DEPARTMENT

3002: Behavioral Health Managed Care Fund

FY16 ADOPTED		FY17 ADOPTED		FY18 ADOPTED		POSITION DETAIL	Salary		FY19 PROPOSED		FY19 APPROVED		FY19 ADOPTED	
FTE	BASE AMT	FTE	BASE AMT	FTE	BASE AMT		MIN	MAX	FTE	BASE AMT	FTE	BASE AMT	FTE	BASE AMT
1.50	55,073	4.55	176,762	3.75	156,875	6001-Office Assistant 2	17.49	21.51	5.45	225,011	0.00	0	0.00	0
2.60	110,248	1.85	86,636	1.10	51,430	6002-Office Assistant/Sr	20.26	24.94	1.10	54,754	0.00	0	0.00	0
0.55	21,876	0.33	14,968	1.33	65,611	6005-Administrative Specialist	23.49	28.92	0.00	0	0.00	0	0.00	0
0.00	0	0.00	0	0.00	0	6005-Executive Specialist	23.49	28.92	1.33	70,338	0.00	0	0.00	0
0.00	0	0.60	34,356	0.60	35,835	6015-Contract Specialist	27.26	33.53	0.60	38,185	0.00	0	0.00	0
1.70	97,909	1.60	94,218	0.80	51,796	6021-Program Specialist	27.26	33.53	2.65	161,961	0.00	0	0.00	0
0.55	33,286	0.66	39,690	0.66	40,289	6033-Administrative Analyst	28.03	34.48	0.66	44,076	0.00	0	0.00	0
4.75	273,512	3.93	240,252	2.98	192,153	6073-Data Analyst	28.03	34.48	2.98	203,739	0.00	0	0.00	0
1.17	52,763	2.15	106,129	2.20	114,182	6074-Data Technician	22.16	27.26	2.25	118,699	0.00	0	0.00	0
0.00	0	0.00	0	0.00	0	6086-Research/Evaluation Analyst 2	28.03	34.48	0.00	0	0.00	0	0.00	0
0.00	0	0.00	0	0.50	37,828	6087-Research/Evaluation Analyst/Sr	35.51	43.73	0.50	40,219	0.00	0	0.00	0
7.55	510,388	8.65	644,146	11.58	849,201	6088-Program Specialist/Sr	32.51	40.02	13.30	1,000,593	0.00	0	0.00	0
1.00	61,116	8.00	499,550	14.00	882,442	6295-Clinical Services Specialist	29.78	36.61	24.00	1,542,034	0.00	0	0.00	0
7.00	342,141	1.00	48,051	3.00	155,830	6297-Case Manager 2	24.20	29.78	5.00	266,762	0.00	0	0.00	0
0.15	7,579	0.48	24,899	0.48	25,513	6321-Health Information Technician	21.50	26.44	0.48	26,397	0.00	0	0.00	0
0.10	5,677	0.60	34,442	0.60	34,876	6322-Health Information Technician/Sr	23.50	28.91	0.60	36,086	0.00	0	0.00	0
31.11	1,988,849	34.18	2,260,860	27.85	1,872,288	6365-Mental Health Consultant	29.78	36.61	37.96	2,625,125	0.00	0	0.00	0
1.60	116,148	1.60	121,631	2.00	151,313	6456-Data Analyst/Sr	33.53	41.22	2.00	158,463	0.00	0	0.00	0
0.15	10,162	0.60	42,115	0.60	51,221	6501-Business Process Consultant	34.48	42.47	0.60	52,997	0.00	0	0.00	0
6.95	491,642	6.34	470,446	6.84	547,442	9361-Program Supervisor	28.60	44.13	8.84	678,097	0.00	0	0.00	0
1.00	69,782	0.00	0	0.00	0	9364-Manager 2	35.67	53.50	0.00	0	0.00	0	0.00	0
1.37	145,986	1.50	128,108	1.50	170,333	9365-Manager, Sr	38.17	57.25	1.50	159,386	0.00	0	0.00	0
0.00	0	0.80	90,942	0.80	92,442	9366-Quality Manager	38.17	57.25	0.80	95,632	0.00	0	0.00	0
0.42	94,354	0.12	27,362	0.24	55,626	9491-Psychiatrist	71.77	114.83	0.48	116,759	0.00	0	0.00	0
0.55	66,528	0.33	40,514	0.33	41,183	9601-Division Director 1	41.22	61.83	0.33	43,220	0.00	0	0.00	0
1.60	121,555	0.85	84,562	0.85	85,641	9615-Program Manager 1	33.10	51.09	1.85	158,437	0.00	0	0.00	0
0.00	0	0.33	48,468	0.33	49,629	9744-Mental Health Director	46.23	73.97	0.33	50,967	0.00	0	0.00	0
0.00	15	0.00	0	0.00	0	SALARY/ACTG ADJUSTMENTS	N/A	N/A	0.00	0	0.00	0	0.00	0
73.37	4,676,589	81.05	5,359,107	84.92	5,810,979	TOTAL BUDGET			115.59	7,967,937	0.00	0	0.00	0

Library

FUND 1510: Library Fund

FY16 ACTUAL	FY17 ACTUAL	FY18 ADOPTED	FY18 REVISED	EXPENDITURE DETAIL	FY19 PROPOSED	FY19 APPROVED	FY19 ADOPTED
48,611	108,438	0	0	60550 - Capital Equipment	20,000	0	0
48,611	108,438	0	0	TOTAL Capital Outlay	20,000	0	0
0	0	0	0	60160 - Pass-Thru & Pgm Supt	0	0	0
2,138,077	1,678,364	1,691,163	1,676,357	60170 - Professional Svcs	1,664,267	0	0
2,138,077	1,678,364	1,691,163	1,676,357	TOTAL Contractual Services	1,664,267	0	0
1,680,967	1,249,302	1,369,431	1,373,140	60350 - Central Indirect	1,497,408	0	0
177,060	149,180	197,834	197,834	60370 - Intl Svc Telephone	271,827	0	0
5,407,742	5,467,851	7,093,664	7,093,664	60380 - Intl Svc Data Proc	6,911,043	0	0
100,363	101,988	98,548	98,548	60410 - Intl Svc Motor Pool	122,829	0	0
18,000	0	0	0	60420 - Intl Svc Electronics	0	0	0
5,261,809	5,626,261	6,409,080	6,409,080	60430 - Intl Svc Bldg Mgmt	6,960,821	0	0
462,907	492,316	540,406	327,164	60440 - Intl Svc Other	279,979	0	0
125,000	125,000	0	0	60450 - IntlSvcReimbCapDebRe	0	0	0
12,103	12,300	12,782	12,782	60460 - Intl Svc Dist/Postge	15,989	0	0
0	0	0	0	93007 - Assess Int Svc Expenses	0	0	0
925,422	757,864	0	0	95430 - Settle Bldg Mgmt Svc	0	0	0
14,171,373	13,982,062	15,721,745	15,512,212	TOTAL Internal Services	16,059,896	0	0
258,786	259,013	338,428	338,428	60180 - Printing	304,909	0	0
37,515	36,824	18,740	18,740	60200 - Communications	22,882	0	0
19,968	24,393	21,695	21,695	60210 - Rentals	21,935	0	0
79,425	68,554	616,286	616,286	60220 - Repairs and Maint	634,848	0	0
104,926	111,672	153,955	153,955	60230 - Postage	164,299	0	0
1,434,609	1,281,624	1,971,634	1,971,634	60240 - Supplies	1,817,195	0	0
7,280,601	7,272,515	7,666,625	7,666,625	60245 - Lib Books & Matrls	6,940,000	0	0
260	268	0	0	60246 - Med&Dental Supplies	0	0	0
185,276	145,294	249,201	249,201	60260 - Travel & Training	309,706	0	0
50,779	51,581	76,300	76,300	60270 - Local Travel/Mileage	75,100	0	0
0	140	0	0	60280 - Insurance	0	0	0
327,158	553,345	607,144	607,144	60290 - Software, Subscription Computing & Maintenance	1,732,291	0	0
60	35	0	0	60330 - Claims Paid	0	0	0
41,431	43,955	57,595	57,595	60340 - Dues & Subscriptions	57,185	0	0
4	948	0	0	60660 - Goods Issue	0	0	0
-735	-419	0	0	60680 - Cash Discounts Taken	0	0	0
0	54	0	0	92002 - Equipment Use	0	0	0
0	174	0	0	93001 - Assess Matrl & Svcs	0	0	0
4,243	0	0	0	95101 - Settle Matrl & Svcs	0	0	0
9,824,307	9,849,970	11,777,603	11,777,603	TOTAL Materials & Supplies	12,080,350	0	0
26,346,336	27,311,325	28,395,942	28,466,830	60000 - Permanent	29,324,615	0	0
657,938	692,155	1,335,634	1,422,073	60100 - Temporary	1,831,046	0	0
13,560	27,851	24,957	24,957	60110 - Overtime	39,599	0	0
234,622	241,969	273,691	273,691	60120 - Premium	389,849	0	0

Library

FUND 1510: Library Fund

FY16 ACTUAL	FY17 ACTUAL	FY18 ADOPTED	FY18 REVISED	EXPENDITURE DETAIL	FY19 PROPOSED	FY19 APPROVED	FY19 ADOPTED
8,371,140	9,156,573	10,174,429	10,192,757	60130 - Salary Related Expns	10,687,443	0	0
124,033	142,326	160,000	160,000	60135 - Non Base Fringe	160,000	0	0
9,162,304	9,768,807	10,443,712	10,492,396	60140 - Insurance Benefits	10,946,425	0	0
11,384	14,320	100,000	100,000	60145 - Non Base Insurance	100,000	0	0
-71,693	-33,214	0	0	90001 - ATYP Posting (CATS)	0	0	0
0	-79	0	0	90002 - ATYP On Call (CATS)	0	0	0
0	0	0	0	93002 - Assess Labor	0	0	0
6,509	0	0	0	95102 - Settle Labor	0	0	0
0	0	0	0	95200 - ATYP Clean Up (Cent)	0	0	0
44,856,133	47,322,032	50,908,365	51,132,704	TOTAL Personnel	53,478,977	0	0
71,038,500	72,940,866	80,098,876	80,098,876	TOTAL FUND 1510: Library Fund	83,303,490	0	0

LIBRARY

1510: Library Fund

FY16 ADOPTED		FY17 ADOPTED		FY18 ADOPTED		POSITION DETAIL	Salary		FY19 PROPOSED		FY19 APPROVED		FY19 ADOPTED	
FTE	BASE AMT	FTE	BASE AMT	FTE	BASE AMT		MIN	MAX	FTE	BASE AMT	FTE	BASE AMT	FTE	BASE AMT
1.25	51,229	1.25	51,799	1.25	54,054	6001-Office Assistant 2	17.49	21.51	1.25	50,927	0.00	0	0.00	0
7.00	316,596	6.70	299,190	16.70	716,756	6002-Office Assistant/Sr	20.26	24.94	17.20	781,177	0.00	0	0.00	0
2.00	95,097	3.00	142,915	3.00	139,542	6005-Administrative Specialist	23.49	28.92	0.00	0	0.00	0	0.00	0
0.00	0	0.00	0	0.00	0	6005-Executive Specialist	23.49	28.92	3.00	155,145	0.00	0	0.00	0
1.00	65,503	1.00	68,169	1.00	71,075	6017-Facilities Specialist 2	30.67	37.73	1.00	75,766	0.00	0	0.00	0
1.00	48,963	2.00	99,014	1.00	50,131	6020-Program Technician	20.26	24.94	1.00	42,136	0.00	0	0.00	0
0.00	0	0.00	0	0.00	0	6021-Program Specialist	27.26	33.53	0.75	47,847	0.00	0	0.00	0
6.75	416,645	9.25	561,960	12.00	758,440	6022-Program Coordinator	27.26	33.53	10.25	659,403	0.00	0	0.00	0
1.00	68,080	1.00	70,894	1.00	73,628	6026-Budget Analyst	32.51	40.02	1.00	78,850	0.00	0	0.00	0
0.00	0	0.00	0	1.00	40,419	6027-Finance Technician	20.26	24.93	1.00	44,399	0.00	0	0.00	0
1.00	50,572	1.00	52,625	1.00	54,933	6029-Finance Specialist 1	24.20	29.78	1.00	58,458	0.00	0	0.00	0
1.00	63,849	1.00	64,559	1.00	65,373	6030-Finance Specialist 2	28.03	34.48	1.00	70,391	0.00	0	0.00	0
3.00	203,235	4.00	261,172	4.00	270,817	6033-Administrative Analyst	28.03	34.48	3.00	215,175	0.00	0	0.00	0
1.00	69,755	0.00	0	0.00	0	6063-Project Manager	35.51	43.73	2.00	151,362	0.00	0	0.00	0
3.50	235,136	2.00	142,886	2.00	148,983	6088-Program Specialist/Sr	32.51	40.02	4.00	302,359	0.00	0	0.00	0
1.00	45,070	1.00	46,647	1.00	47,235	6109-Inventory/Stores Specialist 1	19.08	23.50	1.00	48,874	0.00	0	0.00	0
1.00	71,911	1.00	68,499	1.00	71,420	6111-Procurement Analyst/Sr	29.78	36.61	1.00	76,148	0.00	0	0.00	0
0.00	0	0.50	21,999	0.00	0	6115-Procurement Associate	22.16	27.26	0.00	0	0.00	0	0.00	0
0.00	0	4.00	158,352	6.00	251,846	6117-Library Safety Officer	20.26	24.94	11.00	486,257	0.00	0	0.00	0
5.00	203,327	5.00	207,694	5.00	204,366	6124-Driver	17.49	21.50	5.00	213,680	0.00	0	0.00	0
1.00	53,524	1.00	60,449	1.00	63,034	6178-Program Communications Specialist	27.26	33.53	1.00	66,174	0.00	0	0.00	0
3.00	228,039	3.00	235,062	3.00	242,675	6200-Program Communications Coordinator	33.53	41.22	3.00	254,516	0.00	0	0.00	0
1.00	74,064	0.00	0	0.00	0	6405-Development Analyst	37.72	46.39	0.00	0	0.00	0	0.00	0
1.00	88,514	2.00	190,979	2.00	202,716	6406-Development Analyst/Sr	45.08	55.42	2.00	216,116	0.00	0	0.00	0
1.00	73,172	1.00	78,510	1.00	81,875	6456-Data Analyst/Sr	33.53	41.22	1.00	85,742	0.00	0	0.00	0
116.00	4,568,482	110.25	4,424,267	97.00	3,962,477	7202-Library Clerk	17.48	21.50	90.00	3,910,765	0.00	0	0.00	0
1.00	54,421	1.00	56,683	1.00	58,127	7209-Printing Specialist	23.50	28.91	1.00	60,143	0.00	0	0.00	0
99.50	4,750,370	102.75	4,926,529	101.00	4,940,547	7211-Library Assistant	20.87	25.68	101.25	5,136,864	0.00	0	0.00	0
116.00	3,673,851	118.50	3,894,355	122.50	4,111,076	7212-Access Services Assistant	15.87	18.52	126.50	4,450,572	0.00	0	0.00	0
71.00	4,634,913	70.50	4,652,180	70.50	4,739,937	7222-Librarian	28.03	34.48	66.75	4,591,831	0.00	0	0.00	0
12.00	728,079	11.00	676,896	9.25	571,985	7223-Library Outreach Specialist	25.68	31.58	7.75	500,714	0.00	0	0.00	0
0.50	19,887	0.50	20,108	0.50	20,362	7230-Production Assistant	16.48	20.26	0.50	21,068	0.00	0	0.00	0

LIBRARY

1510: Library Fund

FY16 ADOPTED		FY17 ADOPTED		FY18 ADOPTED		POSITION DETAIL	Salary		FY19 PROPOSED		FY19 APPROVED		FY19 ADOPTED	
FTE	BASE AMT	FTE	BASE AMT	FTE	BASE AMT		MIN	MAX	FTE	BASE AMT	FTE	BASE AMT	FTE	BASE AMT
1.00	65,835	1.00	66,568	1.00	67,407	7232-Creative Media Coordinator	27.26	33.53	1.00	69,745	0.00	0	0.00	0
1.00	62,357	1.00	65,191	1.00	68,253	9006-Administrative Analyst	24.71	34.59	1.00	51,586	0.00	0	0.00	0
1.00	47,464	1.00	49,621	1.00	51,952	9061-Human Resources Technician	21.35	29.89	1.00	55,357	0.00	0	0.00	0
2.00	124,996	2.00	130,678	3.00	186,810	9080-Human Resources Analyst 1	24.76	34.66	3.00	199,798	0.00	0	0.00	0
1.00	73,686	1.00	77,036	1.00	88,718	9152-Library Safety and Security Manager	33.34	50.00	1.00	94,531	0.00	0	0.00	0
1.00	90,597	1.00	92,794	1.00	94,325	9335-Finance Supervisor	31.16	46.73	1.00	97,579	0.00	0	0.00	0
5.00	398,338	4.00	322,188	4.00	331,979	9361-Program Supervisor	28.60	44.13	3.00	236,752	0.00	0	0.00	0
1.00	97,676	0.00	0	0.00	0	9454-IT Manager/Senior	49.93	79.89	0.00	0	0.00	0	0.00	0
0.00	0	0.00	0	1.00	113,510	9601-Division Director 1	41.22	61.83	1.00	118,824	0.00	0	0.00	0
1.00	166,079	1.00	173,629	1.00	181,782	9613-Department Director 2	59.32	94.90	1.00	193,694	0.00	0	0.00	0
1.00	85,759	2.00	191,073	1.00	103,119	9615-Program Manager 1	33.10	51.09	1.00	106,677	0.00	0	0.00	0
1.00	138,951	1.00	145,267	1.00	149,295	9619-Deputy Director	46.23	73.97	1.00	134,663	0.00	0	0.00	0
1.00	119,061	1.00	122,770	1.00	124,796	9621-Human Resources Manager 2	41.22	61.83	1.00	126,576	0.00	0	0.00	0
1.00	71,066	1.00	72,130	1.00	73,320	9677-Production Supervisor	25.95	36.33	1.00	75,850	0.00	0	0.00	0
1.00	89,383	1.00	92,005	1.00	93,523	9710-Management Assistant	33.10	46.34	1.00	96,749	0.00	0	0.00	0
2.00	163,554	2.00	211,378	2.00	215,984	9715-Human Resources Manager 1	35.67	53.50	2.00	222,275	0.00	0	0.00	0
3.00	265,405	4.00	337,221	4.00	374,528	9748-Human Resources Analyst, Senior	31.16	46.73	4.00	357,789	0.00	0	0.00	0
1.00	73,519	0.00	0	0.00	0	9773-Cataloging Administrator	N/A	N/A	0.00	0	0.00	0	0.00	0
18.00	1,423,397	19.00	1,512,421	19.00	1,582,851	9776-Library Administrator	31.16	46.73	20.00	1,692,283	0.00	0	0.00	0
5.00	441,121	5.00	455,208	5.00	444,109	9780-Library Manager/Branch	33.34	50.00	8.00	719,723	0.00	0	0.00	0
6.00	661,408	6.00	692,825	7.00	801,075	9782-Library Manager, Senior	41.22	61.83	6.00	718,828	0.00	0	0.00	0
0.00	0	1.00	91,705	1.00	124,986	9783-Library Director of Digital Strategies	46.23	73.97	1.00	133,176	0.00	0	0.00	0
13.00	816,040	14.00	899,589	15.00	982,225	9784-Library Supervisor	25.43	38.15	13.00	868,422	0.00	0	0.00	0
1.00	87,345	1.00	90,429	1.00	94,675	9790-Public Relations Coordinator	36.49	51.09	1.00	100,879	0.00	0	0.00	0
0.00	120,181	0.00	166,338	0.00	32,891	SALARY/ACTG ADJUSTMENTS	N/A	N/A	0.00	0	0.00	0	0.00	0
527.50	26,635,502	535.20	27,592,456	539.70	28,395,942	TOTAL BUDGET			539.20	29,324,615	0.00	0	0.00	0

Nondepartmental

FUND 1000: General Fund

FY16 ACTUAL	FY17 ACTUAL	FY18 ADOPTED	FY18 REVISED	EXPENDITURE DETAIL	FY19 PROPOSED	FY19 APPROVED	FY19 ADOPTED
0	0	0	0	60540 - Other Improvements	5,000,000	0	0
59,187	9,380	0	0	60550 - Capital Equipment	0	0	0
59,187	9,380	0	0	TOTAL Capital Outlay	5,000,000	0	0
0	273,844	1,752,180	1,752,180	60155 - Direct Client Asst.	991,604	0	0
9,639,506	23,857,624	27,123,711	27,123,711	60160 - Pass-Thru & Pgm Supt	31,729,539	0	0
748,318	447,681	6,264,072	6,230,534	60170 - Professional Svcs	625,851	0	0
10,387,824	24,579,149	35,139,963	35,106,425	TOTAL Contractual Services	33,346,994	0	0
0	1,070	0	0	60350 - Central Indirect	0	0	0
68,194	72,880	76,705	76,705	60370 - Intl Svc Telephone	126,718	0	0
1,325,956	1,409,794	1,583,084	1,583,084	60380 - Intl Svc Data Proc	1,754,999	0	0
28,320	37,505	38,841	38,841	60410 - Intl Svc Motor Pool	34,650	0	0
61,019	0	0	0	60420 - Intl Svc Electronics	0	0	0
5,249,478	5,621,128	6,248,122	6,248,122	60430 - Intl Svc Bldg Mgmt	9,812,841	0	0
4,030	7,423	0	0	60440 - Intl Svc Other	640	0	0
26,247	24,359	18,682	18,682	60460 - Intl Svc Dist/Postge	32,512	0	0
177,967	487,527	0	0	95430 - Settle Bldg Mgmt Svc	0	0	0
6,941,212	7,661,686	7,965,434	7,965,434	TOTAL Internal Services	11,762,360	0	0
48,864	48,362	39,020	39,020	60180 - Printing	45,710	0	0
43,424	29,918	53,548	53,548	60200 - Communications	63,913	0	0
10,237	1,625	25,000	25,000	60210 - Rentals	25,880	0	0
0	44,615	299,145	299,145	60220 - Repairs and Maint	340,765	0	0
232	278	1,400	1,400	60230 - Postage	440	0	0
211,314	439,069	268,043	261,777	60240 - Supplies	348,357	0	0
143,790	166,402	205,646	192,802	60260 - Travel & Training	188,497	0	0
7,513	14,443	19,155	19,155	60270 - Local Travel/Mileage	38,220	0	0
24,429	64,850	46,825	46,825	60290 - Software, Subscription Computing & Maintenance	39,550	0	0
182,479	171,433	203,397	197,037	60340 - Dues & Subscriptions	210,560	0	0
0	15	0	0	60660 - Goods Issue	0	0	0
0	783	0	0	93001 - Assess Matrl & Svcs	0	0	0
672,282	981,792	1,161,179	1,135,709	TOTAL Materials & Supplies	1,301,892	0	0
5,389,305	6,015,942	6,751,141	6,803,772	60000 - Permanent	7,592,248	0	0
217,495	266,107	237,423	225,923	60100 - Temporary	318,211	0	0
16,860	34,672	15,291	15,291	60110 - Overtime	1,100	0	0
6,588	3,430	5,300	5,300	60120 - Premium	59,600	0	0
1,576,031	1,853,289	2,260,301	2,277,112	60130 - Salary Related Expns	2,582,570	0	0
31,138	51,218	47,396	44,987	60135 - Non Base Fringe	36,961	0	0
1,306,413	1,495,587	1,723,188	1,726,663	60140 - Insurance Benefits	1,920,801	0	0
16,341	22,877	28,119	28,119	60145 - Non Base Insurance	22,210	0	0
-129,795	-101,302	0	0	90001 - ATYP Posting (CATS)	0	0	0
636	2,670	0	0	90002 - ATYP On Call (CATS)	0	0	0
-21,750	-27,695	0	0	93002 - Assess Labor	0	0	0

Nondepartmental

FUND 1000: General Fund

FY16 ACTUAL	FY17 ACTUAL	FY18 ADOPTED	FY18 REVISED	EXPENDITURE DETAIL	FY19 PROPOSED	FY19 APPROVED	FY19 ADOPTED
0	0	0	0	95200 - ATYP Clean Up (Cent)	0	0	0
8,409,263	9,616,794	11,068,159	11,127,167	TOTAL Personnel	12,533,701	0	0
26,469,767	42,848,800	55,334,735	55,334,735	TOTAL FUND 1000: General Fund	63,944,947	0	0

NONDEPARTMENTAL

1000: General Fund

FY16 ADOPTED		FY17 ADOPTED		FY18 ADOPTED		POSITION DETAIL	Salary		FY19 PROPOSED		FY19 APPROVED		FY19 ADOPTED	
FTE	BASE AMT	FTE	BASE AMT	FTE	BASE AMT		MIN	MAX	FTE	BASE AMT	FTE	BASE AMT	FTE	BASE AMT
0.90	57,133	1.00	66,252	1.00	69,362	1096-Tax Supr/Budget Analyst	N/A	N/A	1.00	73,018	0.00	0	0.00	0
1.00	105,946	1.00	109,629	1.00	114,745	3005-Tax Supr/Admin Officer	N/A	N/A	1.00	118,703	0.00	0	0.00	0
1.00	150,852	1.00	153,115	1.00	173,594	5001-County Chair	86.01	86.01	1.00	179,582	0.00	0	0.00	0
4.00	400,176	4.00	406,177	4.00	412,868	5010-County Commissioner	51.14	51.14	4.00	427,104	0.00	0	0.00	0
1.00	99,574	1.00	101,815	1.00	108,621	5014-County Auditor	52.54	52.54	1.00	109,709	0.00	0	0.00	0
0.00	0	0.00	0	1.00	38,376	6001-Office Assistant 2	17.49	21.51	0.00	0	0.00	0	0.00	0
0.00	0	0.00	0	0.00	0	6005-Administrative Specialist	23.49	28.92	0.00	0	0.00	0	0.00	0
0.00	0	0.00	0	0.00	0	6015-Contract Specialist	27.26	33.53	1.00	63,488	0.00	0	0.00	0
1.00	39,774	1.00	42,073	2.00	84,622	6020-Program Technician	20.26	24.94	0.00	0	0.00	0	0.00	0
1.50	87,160	3.76	231,561	2.45	153,142	6021-Program Specialist	27.26	33.53	1.45	96,241	0.00	0	0.00	0
0.00	0	0.00	0	0.00	0	6022-Program Coordinator	27.26	33.53	1.00	56,703	0.00	0	0.00	0
0.00	0	0.00	0	0.00	0	6030-Finance Specialist 2	28.03	34.48	0.32	18,657	0.00	0	0.00	0
0.00	0	0.00	0	0.00	0	6032-Finance Specialist/Sr	33.52	41.21	1.00	72,970	0.00	0	0.00	0
0.00	0	0.00	0	1.00	56,376	6073-Data Analyst	28.03	34.48	0.00	0	0.00	0	0.00	0
1.00	69,755	0.00	0	0.00	0	6087-Research/Evaluation Analyst/Sr	35.51	43.73	0.00	0	0.00	0	0.00	0
6.00	418,873	8.00	566,514	9.50	697,985	6088-Program Specialist/Sr	32.51	40.02	11.82	886,911	0.00	0	0.00	0
5.00	402,975	6.00	488,755	6.00	497,683	6089-Public Affairs Coordinator	35.51	43.73	7.00	618,032	0.00	0	0.00	0
0.00	0	0.00	0	0.00	0	6178-Program Communications Specialist	27.26	33.53	1.00	59,224	0.00	0	0.00	0
1.00	67,268	1.00	70,023	1.00	73,076	6201-Multimedia/Video Production Specia	29.78	36.61	1.00	76,148	0.00	0	0.00	0
0.00	0	0.00	0	0.00	0	6456-Data Analyst/Sr	33.53	41.22	0.00	0	0.00	0	0.00	0
0.00	0	0.00	0	1.00	48,657	7207-Graphic Designer	N/A	N/A	0.00	0	0.00	0	0.00	0
1.00	65,835	0.00	0	0.00	0	7232-Creative Media Coordinator	27.26	33.53	0.00	0	0.00	0	0.00	0
1.00	64,860	1.00	67,768	0.00	0	9001-Legislative/Admin Secretary	N/A	N/A	0.00	0	0.00	0	0.00	0
0.00	0	0.00	0	1.00	72,037	9010-Management (Performance) Auditor	N/A	N/A	0.00	0	0.00	0	0.00	0
0.00	0	1.00	81,672	1.00	85,458	9043-Research/Evaluation Analyst, Senior Nr	31.52	44.13	1.00	91,058	0.00	0	0.00	0
1.00	97,825	1.00	99,289	1.00	95,000	9117-Communications Analyst, Sr	33.34	50.00	1.00	69,607	0.00	0	0.00	0
1.88	193,517	1.88	202,186	1.88	211,680	9279-Management (Performance) Auditor,	N/A	N/A	1.88	225,552	0.00	0	0.00	0
4.90	382,177	4.90	401,717	4.80	412,496	9280-Management (Performance) Auditor, Sr	N/A	N/A	5.70	518,547	0.00	0	0.00	0
0.00	0	1.00	75,784	1.00	114,585	9336-Finance Manager	38.17	57.25	1.00	119,539	0.00	0	0.00	0
33.20	2,522,750	35.30	2,787,140	36.30	3,017,800	9400-Staff Assistant	N/A	N/A	39.00	3,437,860	0.00	0	0.00	0
0.00	0	2.00	154,667	1.00	95,734	9615-Program Manager 1	33.10	51.09	1.61	161,495	0.00	0	0.00	0
2.00	182,023	2.00	185,588	1.00	75,829	9748-Human Resources Analyst, Senior	31.16	46.73	1.00	80,798	0.00	0	0.00	0

NONDEPARTMENTAL

1000: General Fund

FY16 ADOPTED		FY17 ADOPTED		FY18 ADOPTED		POSITION DETAIL	Salary		FY19 PROPOSED		FY19 APPROVED		FY19 ADOPTED	
FTE	BASE AMT	FTE	BASE AMT	FTE	BASE AMT		MIN	MAX	FTE	BASE AMT	FTE	BASE AMT	FTE	BASE AMT
1.00	86,745	1.00	74,792	1.00	86,160	9749-AA/EEO Specialist	31.16	46.73	1.00	91,806	0.00	0	0.00	0
0.00	-52,456	0.00	-27,907	0.00	-44,745	SALARY/ACTG ADJUSTMENTS	N/A	N/A	0.00	-60,504	0.00	0	0.00	0
69.38	5,442,762	78.84	6,338,610	81.93	6,751,141	TOTAL BUDGET			86.78	7,592,248	0.00	0	0.00	0

Nondepartmental

FUND 1505: Federal/State Program Fund

FY16 ACTUAL	FY17 ACTUAL	FY18 ADOPTED	FY18 REVISED	EXPENDITURE DETAIL	FY19 PROPOSED	FY19 APPROVED	FY19 ADOPTED
0	0	40,000	40,000	60550 - Capital Equipment	0	0	0
0	0	40,000	40,000	TOTAL Capital Outlay	0	0	0
0	232,810	0	0	60155 - Direct Client Asst.	1,398,094	0	0
0	26,173,452	32,013,449	33,929,758	60160 - Pass-Thru & Pgm Supt	33,670,065	0	0
216,101	2,291,115	216,921	216,921	60170 - Professional Svcs	249,500	0	0
216,101	28,697,377	32,230,370	34,146,679	TOTAL Contractual Services	35,317,659	0	0
30,481	22,761	20,882	23,626	60350 - Central Indirect	41,834	0	0
1,371	3,069	10,697	10,697	60370 - Intl Svc Telephone	2,598	0	0
157,344	211,715	142,124	142,124	60380 - Intl Svc Data Proc	0	0	0
402	1,013	3,121	3,121	60410 - Intl Svc Motor Pool	578	0	0
5,204	286,086	527,848	527,848	60430 - Intl Svc Bldg Mgmt	406,524	0	0
0	1,010	0	0	60440 - Intl Svc Other	0	0	0
570	462	4,587	4,587	60460 - Intl Svc Dist/Postge	212	0	0
307	510,222	0	0	95430 - Settle Bldg Mgmt Svc	0	0	0
195,680	1,036,337	709,259	712,003	TOTAL Internal Services	451,746	0	0
1,669	1,992	3,000	3,000	60180 - Printing	0	0	0
1,369	1,185	8,081	8,081	60200 - Communications	1,760	0	0
1,400	300	0	0	60210 - Rentals	0	0	0
0	0	5,100	5,100	60220 - Repairs and Maint	188,233	0	0
41	0	0	0	60230 - Postage	0	0	0
37,336	43,365	44,046	44,046	60240 - Supplies	66,918	0	0
5,095	18,130	31,000	31,000	60260 - Travel & Training	34,000	0	0
236	183	9,522	9,522	60270 - Local Travel/Mileage	2,246	0	0
2,607	1,083	0	0	60290 - Software, Subscription Computing & Maintenance	0	0	0
75	0	350	350	60340 - Dues & Subscriptions	500	0	0
49,828	66,238	101,099	101,099	TOTAL Materials & Supplies	293,657	0	0
471,542	942,232	911,009	1,002,374	60000 - Permanent	1,132,383	0	0
15,924	44,884	12,240	12,240	60100 - Temporary	203,320	0	0
1,378	2,131	0	0	60110 - Overtime	0	0	0
149,872	284,465	308,727	344,049	60130 - Salary Related Expns	396,411	0	0
4,555	12,584	1,028	1,028	60135 - Non Base Fringe	47,713	0	0
121,280	242,371	247,366	268,996	60140 - Insurance Benefits	335,111	0	0
4,576	1,493	165	165	60145 - Non Base Insurance	38,967	0	0
0	0	0	0	95200 - ATYP Clean Up (Cent)	0	0	0
769,127	1,530,160	1,480,535	1,628,852	TOTAL Personnel	2,153,905	0	0
1,230,736	31,330,112	34,561,263	36,628,633	TOTAL FUND 1505: Federal/State Program Fund	38,216,967	0	0

NONDEPARTMENTAL

1505: Federal/State Program Fund

FY16 ADOPTED		FY17 ADOPTED		FY18 ADOPTED		POSITION DETAIL	Salary		FY19 PROPOSED		FY19 APPROVED		FY19 ADOPTED	
FTE	BASE AMT	FTE	BASE AMT	FTE	BASE AMT		MIN	MAX	FTE	BASE AMT	FTE	BASE AMT	FTE	BASE AMT
0.00	0	1.00	33,740	0.00	0	6001-Office Assistant 2	17.49	21.51	1.00	36,371	0.00	0	0.00	0
0.00	0	0.00	0	0.00	0	6002-Office Assistant/Sr	20.26	24.94	1.00	47,501	0.00	0	0.00	0
0.00	0	0.00	0	0.00	0	6020-Program Technician	20.26	24.94	1.00	44,511	0.00	0	0.00	0
0.50	27,958	2.74	163,974	2.35	140,594	6021-Program Specialist	27.26	33.53	1.55	94,950	0.00	0	0.00	0
0.00	0	0.00	0	0.00	0	6030-Finance Specialist 2	28.03	34.48	0.68	39,647	0.00	0	0.00	0
2.00	146,903	3.00	207,246	3.50	249,940	6088-Program Specialist/Sr	32.51	40.02	4.18	308,665	0.00	0	0.00	0
0.00	0	0.00	0	0.00	0	6456-Data Analyst/Sr	33.53	41.22	1.00	69,745	0.00	0	0.00	0
3.80	307,654	3.00	228,261	3.00	239,016	9400-Staff Assistant	N/A	N/A	4.00	344,530	0.00	0	0.00	0
0.00	0	1.00	65,716	2.00	191,517	9615-Program Manager 1	33.10	51.09	1.39	140,116	0.00	0	0.00	0
0.00	0	0.00	87,684	0.00	89,942	SALARY/ACTG ADJUSTMENTS	N/A	N/A	0.00	6,347	0.00	0	0.00	0
6.30	482,515	10.74	786,621	10.85	911,009	TOTAL BUDGET			15.80	1,132,383	0.00	0	0.00	0

Nondepartmental

FUND 1506: County School Fund

FY16 ACTUAL	FY17 ACTUAL	FY18 ADOPTED	FY18 REVISED	EXPENDITURE DETAIL	FY19 PROPOSED	FY19 APPROVED	FY19 ADOPTED
62,133	28,607	80,300	80,300	60160 - Pass-Thru & Pgm Supt	80,300	0	0
0	0	0	0	60170 - Professional Svcs	0	0	0
62,133	28,608	80,300	80,300	TOTAL Contractual Services	80,300	0	0
62,133	28,608	80,300	80,300	TOTAL FUND 1506: County School Fund	80,300	0	0

Nondepartmental

FUND 1511: Special Excise Taxes Fund

FY16 ACTUAL	FY17 ACTUAL	FY18 ADOPTED	FY18 REVISED	EXPENDITURE DETAIL	FY19 PROPOSED	FY19 APPROVED	FY19 ADOPTED
39,148,058	40,186,262	49,392,254	49,392,254	60160 - Pass-Thru & Pgm Supt	48,228,593	0	0
39,148,058	40,186,262	49,392,254	49,392,254	TOTAL Contractual Services	48,228,593	0	0
39,148,058	40,186,262	49,392,254	49,392,254	TOTAL FUND 1511: Special Excise Taxes Fund	48,228,593	0	0

Nondepartmental

FUND 1518: Oregon Historical Society Levy Fund

FY16 ACTUAL	FY17 ACTUAL	FY18 ADOPTED	FY18 REVISED	EXPENDITURE DETAIL	FY19 PROPOSED	FY19 APPROVED	FY19 ADOPTED
2,319,422	2,814,950	3,065,286	3,065,286	60160 - Pass-Thru & Pgm Supt	3,233,321	0	0
2,319,422	2,814,950	3,065,286	3,065,286	TOTAL Contractual Services	3,233,321	0	0
7,500	7,500	7,500	7,500	60350 - Central Indirect	7,500	0	0
7,500	7,500	7,500	7,500	TOTAL Internal Services	7,500	0	0
2,326,922	2,822,450	3,072,786	3,072,786	TOTAL FUND 1518: Oregon Historical Society Levy Fund	3,240,821	0	0

Nondepartmental

FUND 1519: Video Lottery Fund

FY16 ACTUAL	FY17 ACTUAL	FY18 ADOPTED	FY18 REVISED	EXPENDITURE DETAIL	FY19 PROPOSED	FY19 APPROVED	FY19 ADOPTED
0	1,370,606	112,451	112,451	60160 - Pass-Thru & Pgm Supt	849,784	0	0
251,500	1,072,500	1,111,500	1,111,500	60170 - Professional Svcs	1,540,950	0	0
251,500	2,443,106	1,223,951	1,223,951	TOTAL Contractual Services	2,390,734	0	0
0	900	154,972	154,972	60430 - Intl Svc Bldg Mgmt	0	0	0
0	60	0	0	60440 - Intl Svc Other	0	0	0
415,186	415,186	414,224	414,224	60450 - IntlSvcReimbCapDebRe	414,993	0	0
415,186	416,146	569,196	569,196	TOTAL Internal Services	414,993	0	0
0	0	0	0	60220 - Repairs and Maint	154,000	0	0
2,594	17,220	27,400	27,400	60240 - Supplies	0	0	0
2,594	17,220	27,400	27,400	TOTAL Materials & Supplies	154,000	0	0
35,224	37,669	68,500	68,500	60000 - Permanent	0	0	0
4,428	1,488	0	0	60100 - Temporary	0	0	0
10,034	11,611	21,100	21,100	60130 - Salary Related Expns	0	0	0
1,199	125	0	0	60135 - Non Base Fringe	0	0	0
11,980	13,050	20,600	20,600	60140 - Insurance Benefits	0	0	0
908	25	0	0	60145 - Non Base Insurance	0	0	0
63,773	63,967	110,200	110,200	TOTAL Personnel	0	0	0
733,053	2,940,439	1,930,747	1,930,747	TOTAL FUND 1519: Video Lottery Fund	2,959,727	0	0

NONDEPARTMENTAL

1519: Video Lottery Fund

FY16 ADOPTED		FY17 ADOPTED		FY18 ADOPTED		POSITION DETAIL	Salary		FY19 PROPOSED		FY19 APPROVED		FY19 ADOPTED	
FTE	BASE AMT	FTE	BASE AMT	FTE	BASE AMT		MIN	MAX	FTE	BASE AMT	FTE	BASE AMT	FTE	BASE AMT
0.00	0	0.70	35,894	0.70	38,704	9400-Staff Assistant	N/A	N/A	0.00	0	0.00	0	0.00	0
0.00	0	0.00	56,606	0.00	29,796	SALARY/ACTG ADJUSTMENTS	N/A	N/A	0.00	0	0.00	0	0.00	0
0.00	0	0.70	92,500	0.70	68,500	TOTAL BUDGET			0.00	0	0.00	0	0.00	0

Nondepartmental

FUND 1521: Supportive Housing Fund

FY16 ACTUAL	FY17 ACTUAL	FY18 ADOPTED	FY18 REVISED	EXPENDITURE DETAIL	FY19 PROPOSED	FY19 APPROVED	FY19 ADOPTED
0	0	0	0	60160 - Pass-Thru & Pgm Supt	542,196	0	0
0	0	0	0	TOTAL Contractual Services	542,196	0	0
0	0	0	0	60430 - Intl Svc Bldg Mgmt	207,804	0	0
0	0	0	0	TOTAL Internal Services	207,804	0	0
0	0	0	0	TOTAL FUND 1521: Supportive Housing Fund	750,000	0	0

Nondepartmental

FUND 2002: Capital Debt Retirement Fund

FY16 ACTUAL	FY17 ACTUAL	FY18 ADOPTED	FY18 REVISED	EXPENDITURE DETAIL	FY19 PROPOSED	FY19 APPROVED	FY19 ADOPTED
1,975	1,000	3,000	3,000	60170 - Professional Svcs	3,000	0	0
1,975	1,000	3,000	3,000	TOTAL Contractual Services	3,000	0	0
9,926,637	10,953,013	17,279,963	17,279,963	60490 - Principal	17,983,754	0	0
7,092,454	6,448,082	15,026,847	15,026,847	60500 - Interest	13,131,431	0	0
17,019,091	17,401,094	32,306,810	32,306,810	TOTAL Debt Service	31,115,185	0	0
0	0	0	0	60410 - Intl Svc Motor Pool	0	0	0
0	0	0	0	TOTAL Internal Services	0	0	0
17,021,066	17,402,094	32,309,810	32,309,810	TOTAL FUND 2002: Capital Debt Retirement Fund	31,118,185	0	0

Nondepartmental

FUND 2003: General Obligation Bond Sinking Fund

FY16 ACTUAL	FY17 ACTUAL	FY18 ADOPTED	FY18 REVISED	EXPENDITURE DETAIL	FY19 PROPOSED	FY19 APPROVED	FY19 ADOPTED
5,665,000	5,905,000	0	0	60490 - Principal	0	0	0
349,500	118,100	0	0	60500 - Interest	0	0	0
6,014,500	6,023,100	0	0	TOTAL Debt Service	0	0	0
6,014,500	6,023,100	0	0	TOTAL FUND 2003: General Obligation Bond Sinking Fund	0	0	0

Nondepartmental

FUND 2004: PERS Bond Sinking Fund

FY16 ACTUAL	FY17 ACTUAL	FY18 ADOPTED	FY18 REVISED	EXPENDITURE DETAIL	FY19 PROPOSED	FY19 APPROVED	FY19 ADOPTED
0	25,000,000	25,000,000	25,000,000	60160 - Pass-Thru & Pgm Supt	25,000,000	0	0
450	450	10,450	10,450	60170 - Professional Svcs	10,450	0	0
450	25,000,450	25,010,450	25,010,450	TOTAL Contractual Services	25,010,450	0	0
6,844,944	16,985,000	19,470,000	19,470,000	60490 - Principal	22,200,000	0	0
13,341,656	4,358,067	3,096,081	3,096,081	60500 - Interest	1,649,460	0	0
20,186,600	21,343,067	22,566,081	22,566,081	TOTAL Debt Service	23,849,460	0	0
20,187,050	46,343,517	47,576,531	47,576,531	TOTAL FUND 2004: PERS Bond Sinking Fund	48,859,910	0	0

Nondepartmental

FUND 3500: Risk Management Fund

FY16 ACTUAL	FY17 ACTUAL	FY18 ADOPTED	FY18 REVISED	EXPENDITURE DETAIL	FY19 PROPOSED	FY19 APPROVED	FY19 ADOPTED
9,418	0	0	0	60550 - Capital Equipment	0	0	0
9,418	0	0	0	TOTAL Capital Outlay	0	0	0
19,626	29,184	35,000	35,000	60170 - Professional Svcs	35,000	0	0
19,626	29,184	35,000	35,000	TOTAL Contractual Services	35,000	0	0
8,832	10,201	13,987	13,987	60370 - Intl Svc Telephone	16,904	0	0
165,168	153,379	195,727	195,727	60380 - Intl Svc Data Proc	204,784	0	0
2,412	1,125	3,865	3,865	60410 - Intl Svc Motor Pool	2,161	0	0
274,892	308,270	332,137	332,137	60430 - Intl Svc Bldg Mgmt	352,501	0	0
0	140	0	0	60440 - Intl Svc Other	0	0	0
34,645	32,893	35,109	35,109	60460 - Intl Svc Dist/Postge	38,828	0	0
22,515	11,088	0	0	95430 - Settle Bldg Mgmt Svc	0	0	0
508,464	517,096	580,825	580,825	TOTAL Internal Services	615,178	0	0
6,493	6,996	10,000	10,000	60180 - Printing	5,000	0	0
4,682	6,475	15,000	15,000	60200 - Communications	10,000	0	0
0	0	10,000	10,000	60220 - Repairs and Maint	10,000	0	0
108	285	6,000	6,000	60230 - Postage	4,851	0	0
17,264	13,997	30,000	30,000	60240 - Supplies	30,000	0	0
11,962	16,158	35,000	35,000	60260 - Travel & Training	35,000	0	0
402	1,923	4,000	4,000	60270 - Local Travel/Mileage	4,000	0	0
47,675	56,841	70,000	70,000	60290 - Software, Subscription Computing & Maintenance	70,000	0	0
33,227	27,155	70,000	70,000	60340 - Dues & Subscriptions	70,000	0	0
121,812	129,830	250,000	250,000	TOTAL Materials & Supplies	238,851	0	0
2,574,819	2,807,785	2,984,164	2,984,164	60000 - Permanent	3,187,715	0	0
55,159	0	7,750	7,750	60100 - Temporary	8,260	0	0
0	112	0	0	60110 - Overtime	0	0	0
736,278	880,672	1,034,349	1,034,349	60130 - Salary Related Expns	1,132,308	0	0
15,111	0	2,717	2,717	60135 - Non Base Fringe	0	0	0
488,456	547,219	602,555	602,555	60140 - Insurance Benefits	634,388	0	0
11,201	0	465	465	60145 - Non Base Insurance	0	0	0
3,881,024	4,235,788	4,632,000	4,632,000	TOTAL Personnel	4,962,671	0	0
4,540,344	4,911,899	5,497,825	5,497,825	TOTAL FUND 3500: Risk Management Fund	5,851,700	0	0

NONDEPARTMENTAL

3500: Risk Management Fund

FY16 ADOPTED		FY17 ADOPTED		FY18 ADOPTED		POSITION DETAIL	Salary		FY19 PROPOSED		FY19 APPROVED		FY19 ADOPTED	
FTE	BASE AMT	FTE	BASE AMT	FTE	BASE AMT		MIN	MAX	FTE	BASE AMT	FTE	BASE AMT	FTE	BASE AMT
0.00	0	0.00	0	0.00	0	6005-Executive Specialist	23.49	28.92	1.00	60,152	0.00	0	0.00	0
1.00	52,584	1.00	54,768	1.00	56,376	6054-Administrative Assistant	N/A	N/A	0.00	0	0.00	0	0.00	0
1.00	40,202	1.00	47,071	1.00	49,303	9002-Legal Assistant 1/NR	18.42	25.80	1.00	52,533	0.00	0	0.00	0
3.00	150,920	1.00	56,434	0.00	0	9003-Legal Assistant 2/NR	20.30	28.42	0.00	0	0.00	0	0.00	0
1.00	46,036	3.00	177,021	4.00	259,355	9004-Legal Assistant, SR/NR	23.53	32.95	3.00	199,897	0.00	0	0.00	0
0.80	54,249	0.80	55,061	0.80	55,969	9054-Paralegal	24.76	34.66	1.80	130,275	0.00	0	0.00	0
1.00	97,463	1.00	100,416	1.00	100,928	9060-Asst County Attorney 1	33.34	50.00	1.00	104,410	0.00	0	0.00	0
4.00	433,191	3.00	334,720	3.00	335,039	9190-Asst County Attorney 2	38.17	57.25	3.00	343,693	0.00	0	0.00	0
11.00	1,441,790	13.00	1,721,729	13.00	1,759,516	9440-Asst County Attorney, Senior	49.93	79.89	13.00	1,896,387	0.00	0	0.00	0
1.00	188,826	1.00	197,414	1.00	206,678	9510-County Attorney	71.77	114.83	1.00	220,222	0.00	0	0.00	0
1.00	168,785	1.00	171,311	1.00	161,000	9631-Deputy County Attorney	53.92	86.28	1.00	180,146	0.00	0	0.00	0
24.80	2,674,046	25.80	2,915,945	25.80	2,984,164	TOTAL BUDGET			25.80	3,187,715	0.00	0	0.00	0

Sheriff

FUND 1000: General Fund

FY16 ACTUAL	FY17 ACTUAL	FY18 ADOPTED	FY18 REVISED	EXPENDITURE DETAIL	FY19 PROPOSED	FY19 APPROVED	FY19 ADOPTED
518,501	306,387	619,095	679,082	60550 - Capital Equipment	609,095	0	0
518,501	306,387	619,095	679,082	TOTAL Capital Outlay	609,095	0	0
64	0	0	0	60155 - Direct Client Asst.	0	0	0
0	0	52,470	52,470	60160 - Pass-Thru & Pgm Supt	52,470	0	0
886,105	921,417	666,126	666,126	60170 - Professional Svcs	731,435	0	0
886,168	921,417	718,596	718,596	TOTAL Contractual Services	783,905	0	0
0	0	0	0	60350 - Central Indirect	0	0	0
170,769	109,488	206,320	206,320	60370 - Intl Svc Telephone	228,711	0	0
3,076,413	2,952,868	4,464,706	4,464,706	60380 - Intl Svc Data Proc	4,632,163	0	0
2,225,536	2,267,198	2,350,504	2,350,504	60410 - Intl Svc Motor Pool	2,671,663	0	0
377,411	0	0	0	60420 - Intl Svc Electronics	0	0	0
8,438,395	8,833,156	9,359,018	9,359,018	60430 - Intl Svc Bldg Mgmt	10,369,030	0	0
22,948	20,285	0	0	60440 - Intl Svc Other	0	0	0
131,919	167,455	171,939	171,939	60460 - Intl Svc Dist/Postge	211,422	0	0
0	0	0	0	95107 - Settle Int Svc Expenses	0	0	0
609,815	619,504	0	0	95430 - Settle Bldg Mgmt Svc	0	0	0
15,053,205	14,969,954	16,552,487	16,552,487	TOTAL Internal Services	18,112,989	0	0
140,596	188,356	181,745	181,745	60180 - Printing	171,463	0	0
5,888	11,757	1,345	1,345	60190 - Utilities	1,345	0	0
1,180,418	2,520,308	1,128,769	1,128,769	60200 - Communications	1,212,016	0	0
57,399	53,732	103,203	103,203	60210 - Rentals	103,203	0	0
68,736	37,094	711,793	711,793	60220 - Repairs and Maint	694,097	0	0
821	3,156	3,951	3,951	60230 - Postage	3,951	0	0
1,850,464	1,887,969	2,260,765	2,390,355	60240 - Supplies	2,220,803	0	0
3	0	0	0	60246 - Med&Dental Supplies	0	0	0
2,695,267	2,533,856	2,829,382	2,829,382	60250 - Food	2,885,969	0	0
143,579	152,674	263,562	263,562	60260 - Travel & Training	263,562	0	0
2,795	2,184	49,460	49,460	60270 - Local Travel/Mileage	49,460	0	0
0	0	0	0	60280 - Insurance	0	0	0
267,966	308,714	266,391	266,391	60290 - Software, Subscription Computing & Maintenance	266,391	0	0
1,161	0	0	0	60310 - Pharmaceuticals	0	0	0
0	2,861	0	0	60320 - Refunds	0	0	0
65,872	15,175	11,436	11,436	60340 - Dues & Subscriptions	11,436	0	0
0	78	0	0	60610 - Loss-Inv Revaluation	0	0	0
0	12	0	0	60615 - Physical Inventory Adjustment	0	0	0
0	83	0	0	60620 - Inventory Cost Difference	0	0	0
7,338	1,598	0	0	60660 - Goods Issue	0	0	0
204	80	0	0	92002 - Equipment Use	0	0	0
0	2,244	0	0	93001 - Assess Matr & Svcs	0	0	0
-3,983	-5,136	0	0	95101 - Settle Matr & Svcs	0	0	0
0	0	0	0	95110 - Settle Inv AcCnt	0	0	0

Sheriff

FUND 1000: General Fund

FY16 ACTUAL	FY17 ACTUAL	FY18 ADOPTED	FY18 REVISED	EXPENDITURE DETAIL	FY19 PROPOSED	FY19 APPROVED	FY19 ADOPTED
6,484,523	7,716,795	7,811,802	7,941,392	TOTAL Materials & Supplies	7,883,696	0	0
49,606,080	50,795,998	52,637,599	53,532,301	60000 - Permanent	56,007,389	0	0
476,151	483,676	280,986	280,986	60100 - Temporary	230,986	0	0
6,673,391	6,168,699	5,128,187	5,338,249	60110 - Overtime	5,382,034	0	0
1,697,966	1,713,745	1,244,952	1,317,441	60120 - Premium	1,275,017	0	0
20,302,525	21,545,892	23,993,450	24,421,083	60130 - Salary Related Expns	25,755,163	0	0
72,276	70,155	23,604	23,604	60135 - Non Base Fringe	19,428	0	0
14,934,720	15,653,481	16,479,191	16,775,562	60140 - Insurance Benefits	17,219,799	0	0
21,473	22,412	11,519	11,519	60145 - Non Base Insurance	7,509	0	0
-290,550	-422,612	0	0	90001 - ATYP Posting (CATS)	0	0	0
0	0	0	0	90002 - ATYP On Call (CATS)	0	0	0
-133,030	-167,013	0	0	92001 - Sheriff Office OT (CATS)	0	0	0
55,986	47,061	0	0	95102 - Settle Labor	0	0	0
0	25,649	0	0	95200 - ATYP Clean Up (Cent)	0	0	0
93,416,986	95,937,142	99,799,488	101,700,745	TOTAL Personnel	105,897,325	0	0
116,359,384	119,851,696	125,501,468	127,592,302	TOTAL FUND 1000: General Fund	133,287,010	0	0

SHERIFF

1000: General Fund

FY16 ADOPTED		FY17 ADOPTED		FY18 ADOPTED		POSITION DETAIL	Salary		FY19 PROPOSED		FY19 APPROVED		FY19 ADOPTED	
FTE	BASE AMT	FTE	BASE AMT	FTE	BASE AMT		MIN	MAX	FTE	BASE AMT	FTE	BASE AMT	FTE	BASE AMT
16.37	1,608,040	18.37	1,848,094	18.37	1,802,160	2005-Sergeant	36.58	52.50	20.00	2,101,233	0.00	0	0.00	0
78.60	5,745,697	79.85	6,246,186	78.85	6,102,088	2025-Deputy Sheriff	29.83	41.29	87.85	7,174,088	0.00	0	0.00	0
348.42	25,992,271	341.14	25,704,012	337.00	25,906,107	2029-Corrections Officer	29.71	40.83	336.10	26,419,405	0.00	0	0.00	0
32.10	3,091,790	33.10	3,185,473	33.10	3,149,482	4055-Corrections Sergeant	38.76	50.96	33.10	3,274,895	0.00	0	0.00	0
1.00	154,533	1.00	156,852	1.00	173,594	5004-Sheriff	86.01	86.01	1.00	179,582	0.00	0	0.00	0
6.00	232,114	6.00	242,163	5.00	200,986	6001-Office Assistant 2	17.49	21.51	5.00	187,058	0.00	0	0.00	0
7.90	357,075	7.90	356,774	8.90	405,217	6002-Office Assistant/Sr	20.26	24.94	8.90	426,093	0.00	0	0.00	0
4.00	246,373	4.00	252,656	4.00	251,062	6022-Program Coordinator	27.26	33.53	4.00	263,418	0.00	0	0.00	0
1.00	58,474	1.00	59,124	0.00	0	6026-Budget Analyst	32.51	40.02	1.00	70,724	0.00	0	0.00	0
4.00	177,042	4.00	177,980	4.00	182,750	6027-Finance Technician	20.26	24.93	4.00	185,062	0.00	0	0.00	0
2.00	101,890	1.00	46,881	0.00	0	6029-Finance Specialist 1	24.20	29.78	0.00	0	0.00	0	0.00	0
1.00	63,849	1.00	59,566	2.00	117,182	6030-Finance Specialist 2	28.03	34.48	2.00	126,624	0.00	0	0.00	0
1.00	70,474	2.00	133,753	2.00	137,277	6032-Finance Specialist/Sr	33.52	41.21	2.00	152,923	0.00	0	0.00	0
1.00	55,062	1.00	55,675	1.00	58,998	6033-Administrative Analyst	28.03	34.48	0.00	0	0.00	0	0.00	0
3.00	227,698	3.00	248,698	3.00	254,123	6087-Research/Evaluation Analyst/Sr	35.51	43.73	3.00	248,250	0.00	0	0.00	0
21.70	1,134,050	21.70	1,151,389	21.70	1,155,750	6107-Equipment/Property Technician	22.84	28.03	22.70	1,252,346	0.00	0	0.00	0
3.00	165,186	3.00	167,025	3.00	159,770	6108-Logistics Evidence Tech	22.84	28.03	3.00	166,707	0.00	0	0.00	0
1.00	71,911	1.00	72,711	1.00	73,628	6111-Procurement Analyst/Sr	29.78	36.61	1.00	76,148	0.00	0	0.00	0
0.67	31,530	0.67	32,845	0.67	34,269	6115-Procurement Associate	22.16	27.26	0.67	36,495	0.00	0	0.00	0
47.00	2,227,995	47.00	2,243,852	47.00	2,284,169	6150-Mcso Records Technician	20.87	25.68	48.00	2,414,050	0.00	0	0.00	0
6.00	357,307	6.00	353,127	6.00	360,845	6151-Mcso Records Coordinator	24.94	30.67	7.00	427,558	0.00	0	0.00	0
0.00	0	0.00	0	0.00	0	6178-Program Communications Specialist	27.26	33.53	1.00	58,171	0.00	0	0.00	0
1.00	60,221	1.00	60,891	1.00	61,658	6182-Fleet Maintenance Technician 3	24.94	30.67	1.00	63,797	0.00	0	0.00	0
1.00	39,774	1.00	40,216	1.00	40,723	6245-Sewing Specialist	17.00	20.87	1.00	43,409	0.00	0	0.00	0
2.00	119,131	2.00	116,218	2.00	127,169	6248-Background Investigator	27.26	33.53	3.00	192,230	0.00	0	0.00	0
1.00	71,977	0.00	0	0.00	0	6256-Civil Deputy/Sr	N/A	N/A	0.00	0	0.00	0	0.00	0
39.10	1,776,369	39.10	1,792,804	39.10	1,983,582	6258-Facility Security Officer	22.16	27.26	36.10	1,917,916	0.00	0	0.00	0
3.00	188,514	3.00	191,316	3.00	194,856	6259-Civil Deputy	25.35	31.77	3.00	198,273	0.00	0	0.00	0
2.00	143,822	2.00	145,422	2.00	147,256	6264-Corrections Hearings Officer	29.78	36.61	2.00	152,296	0.00	0	0.00	0
4.00	204,086	4.00	216,480	4.00	219,208	6266-Corrections Technician	22.16	27.26	4.00	216,207	0.00	0	0.00	0
15.00	989,695	15.00	981,947	15.00	1,001,762	6268-Corrections Counselor	28.03	34.48	15.00	1,046,863	0.00	0	0.00	0
2.00	97,626	2.00	90,582	2.00	97,521	6280-Investigative Technician	22.16	27.26	2.00	103,857	0.00	0	0.00	0

SHERIFF

1000: General Fund

FY16 ADOPTED		FY17 ADOPTED		FY18 ADOPTED		POSITION DETAIL	Salary		FY19 PROPOSED		FY19 APPROVED		FY19 ADOPTED	
FTE	BASE AMT	FTE	BASE AMT	FTE	BASE AMT		MIN	MAX	FTE	BASE AMT	FTE	BASE AMT	FTE	BASE AMT
2.00	161,469	1.00	74,888	0.00	0	6405-Development Analyst	37.72	46.39	0.00	0	0.00	0	0.00	0
0.00	0	1.00	93,754	1.00	97,779	6406-Development Analyst/Sr	45.08	55.42	1.00	104,221	0.00	0	0.00	0
1.00	108,796	1.00	110,006	1.00	111,393	6412-Systems Administrator/Sr	45.08	55.41	1.00	115,256	0.00	0	0.00	0
5.00	440,185	5.00	450,209	5.00	463,800	6414-Systems Administrator	38.86	47.80	5.00	485,302	0.00	0	0.00	0
2.00	139,132	2.00	148,634	1.00	77,807	9001-Legislative/Admin Secretary	N/A	N/A	0.00	0	0.00	0	0.00	0
1.00	74,621	1.00	75,738	1.00	76,988	9005-Administrative Analyst, Senior	27.25	38.14	1.00	79,644	0.00	0	0.00	0
0.00	0	1.00	65,417	1.00	66,497	9007-Chaplain	23.53	32.95	1.00	68,791	0.00	0	0.00	0
0.00	0	1.00	66,193	0.00	0	9041-Research Scientist	33.34	50.00	0.00	0	0.00	0	0.00	0
2.00	95,866	2.00	90,938	1.00	43,096	9061-Human Resources Technician	21.35	29.89	1.00	47,298	0.00	0	0.00	0
1.00	67,811	1.00	68,826	2.00	124,567	9080-Human Resources Analyst 1	24.76	34.66	2.00	127,960	0.00	0	0.00	0
1.00	61,670	1.00	90,059	0.00	0	9202-MCSO Corrections Program Admin	N/A	N/A	0.00	0	0.00	0	0.00	0
0.00	0	0.00	0	1.00	93,327	9335-Finance Supervisor	31.16	46.73	1.00	97,579	0.00	0	0.00	0
1.00	112,001	1.00	113,677	1.00	115,553	9336-Finance Manager	38.17	57.25	1.00	119,539	0.00	0	0.00	0
3.50	298,030	4.00	290,328	4.00	314,655	9361-Program Supervisor	28.60	44.13	4.00	332,509	0.00	0	0.00	0
1.00	102,682	1.00	97,602	1.00	102,185	9364-Manager 2	35.67	53.50	1.00	108,881	0.00	0	0.00	0
0.00	0	0.00	0	0.00	0	9365-Manager, Sr	38.17	57.25	1.00	79,692	0.00	0	0.00	0
0.00	0	0.00	0	1.00	77,034	9366-Quality Manager	38.17	57.25	1.00	96,966	0.00	0	0.00	0
1.00	85,265	1.00	89,141	1.00	131,647	9400-Staff Assistant	N/A	N/A	2.00	223,179	0.00	0	0.00	0
1.00	116,496	1.00	121,791	1.00	124,796	9452-IT Manager 1	41.22	61.83	0.00	0	0.00	0	0.00	0
0.00	0	0.00	0	0.00	0	9453-IT Manager 2	46.23	73.97	1.00	136,964	0.00	0	0.00	0
0.00	0	0.00	0	1.00	89,853	9602-Division Director 2	44.52	66.78	0.00	0	0.00	0	0.00	0
0.00	0	0.00	0	1.00	84,105	9615-Program Manager 1	33.10	51.09	1.00	69,105	0.00	0	0.00	0
1.00	115,156	1.00	120,390	1.00	124,796	9621-Human Resources Manager 2	41.22	61.83	1.00	129,101	0.00	0	0.00	0
3.00	442,962	3.00	468,850	2.00	322,476	9625-Chief Deputy	53.92	86.28	4.00	605,619	0.00	0	0.00	0
1.00	155,842	1.00	158,621	1.00	100,774	9626-Undersheriff	53.92	86.28	0.00	0	0.00	0	0.00	0
6.66	883,268	8.00	1,040,552	9.00	1,283,865	9627-Captain	49.93	79.89	9.00	1,330,360	0.00	0	0.00	0
1.00	39,716	1.00	53,403	2.00	104,025	9634-Administrative Specialist/Nr	20.30	28.42	2.00	101,734	0.00	0	0.00	0
0.00	0	0.00	0	14.00	1,529,026	9647-Lieutenant	44.52	66.78	14.00	1,647,720	0.00	0	0.00	0
9.00	1,020,005	8.00	956,969	0.00	0	9647-Lieutenant/Corrections	44.52	66.78	0.00	0	0.00	0	0.00	0
3.00	223,281	3.00	219,426	2.00	142,404	9670-Human Resources Analyst 2	27.21	40.82	2.00	143,863	0.00	0	0.00	0
4.00	479,999	5.00	532,004	0.00	0	9705-Lieutenant	N/A	N/A	0.00	0	0.00	0	0.00	0
1.00	90,648	0.00	0	0.00	0	9710-Management Assistant	33.10	46.34	0.00	0	0.00	0	0.00	0

SHERIFF

1000: General Fund

FY16 ADOPTED		FY17 ADOPTED		FY18 ADOPTED		POSITION DETAIL	Salary		FY19 PROPOSED		FY19 APPROVED		FY19 ADOPTED	
FTE	BASE AMT	FTE	BASE AMT	FTE	BASE AMT		MIN	MAX	FTE	BASE AMT	FTE	BASE AMT	FTE	BASE AMT
0.00	0	0.00	0	1.00	89,102	9748-Human Resources Analyst, Senior	31.16	46.73	1.00	94,941	0.00	0	0.00	0
0.00	255,325	0.00	125,797	0.00	62,857	SALARY/ACTG ADJUSTMENTS	N/A	N/A	0.00	485,487	0.00	0	0.00	0
709.02	51,431,802	707.83	52,153,925	703.69	52,637,599	TOTAL BUDGET			716.42	56,007,389	0.00	0	0.00	0

Sheriff

FUND 1505: Federal/State Program Fund

FY16 ACTUAL	FY17 ACTUAL	FY18 ADOPTED	FY18 REVISED	EXPENDITURE DETAIL	FY19 PROPOSED	FY19 APPROVED	FY19 ADOPTED
244,565	152,007	0	0	60550 - Capital Equipment	0	0	0
244,565	152,007	0	0	TOTAL Capital Outlay	0	0	0
37,052	18,390	26,440	26,440	60170 - Professional Svcs	29,303	0	0
37,052	18,390	26,440	26,440	TOTAL Contractual Services	29,303	0	0
263,459	261,498	264,020	264,020	60350 - Central Indirect	284,321	0	0
573,583	661,670	839,175	839,175	60355 - Dept Indirect	824,523	0	0
14,468	0	24,828	24,828	60410 - Intl Svc Motor Pool	37,736	0	0
249	0	0	0	60420 - Intl Svc Electronics	0	0	0
0	0	52,314	52,314	60430 - Intl Svc Bldg Mgmt	52,198	0	0
0	0	4,321	4,321	60460 - Intl Svc Dist/Postge	5,259	0	0
0	9,367	0	0	95430 - Settle Bldg Mgmt Svc	0	0	0
851,760	932,536	1,184,658	1,184,658	TOTAL Internal Services	1,204,037	0	0
45	0	0	0	60180 - Printing	0	0	0
326	0	0	0	60190 - Utilities	0	0	0
3,513	2,190	0	0	60200 - Communications	0	0	0
0	0	4,067	4,067	60210 - Rentals	0	0	0
574	10,127	0	0	60220 - Repairs and Maint	0	0	0
0	232	0	0	60230 - Postage	0	0	0
57,928	56,878	103,193	139,667	60240 - Supplies	74,426	0	0
23,300	0	0	0	60246 - Med&Dental Supplies	0	0	0
44,627	23,919	2,717	2,717	60260 - Travel & Training	0	0	0
5,854	0	0	0	60280 - Insurance	0	0	0
2,735	2,450	0	0	60290 - Software, Subscription Computing & Maintenance	0	0	0
0	7,650	0	0	60310 - Pharmaceuticals	0	0	0
25	13	0	0	60340 - Dues & Subscriptions	0	0	0
230	0	0	0	60660 - Goods Issue	0	0	0
139,156	103,459	109,977	146,451	TOTAL Materials & Supplies	74,426	0	0
5,303,505	5,402,169	5,600,931	5,600,931	60000 - Permanent	5,839,699	0	0
931,293	916,368	616,237	616,237	60110 - Overtime	585,812	0	0
962	3,590	436	436	60120 - Premium	0	0	0
2,360,971	2,501,573	2,696,730	2,696,730	60130 - Salary Related Expns	2,837,328	0	0
1,513,760	1,580,637	1,624,208	1,624,208	60140 - Insurance Benefits	1,669,765	0	0
96,721	148,963	0	0	90001 - ATYP Posting (CATS)	0	0	0
251,924	228,973	0	0	92001 - Sheriff Office OT (CATS)	0	0	0
-80,288	-72,430	0	0	95102 - Settle Labor	0	0	0
-31,436	-20,049	0	0	95200 - ATYP Clean Up (Cent)	0	0	0
10,347,412	10,689,796	10,538,542	10,538,542	TOTAL Personnel	10,932,604	0	0
11,619,944	11,896,187	11,859,617	11,896,091	TOTAL FUND 1505: Federal/State Program Fund	12,240,370	0	0

SHERIFF

1505: Federal/State Program Fund

FY16 ADOPTED		FY17 ADOPTED		FY18 ADOPTED		POSITION DETAIL	Salary		FY19 PROPOSED		FY19 APPROVED		FY19 ADOPTED	
FTE	BASE AMT	FTE	BASE AMT	FTE	BASE AMT		MIN	MAX	FTE	BASE AMT	FTE	BASE AMT	FTE	BASE AMT
8.55	667,748	9.55	783,740	9.55	796,499	2025-Deputy Sheriff	29.83	41.29	10.55	905,429	0.00	0	0.00	0
50.30	3,998,464	50.30	4,048,025	50.30	4,095,947	2029-Corrections Officer	29.71	40.83	50.30	4,241,904	0.00	0	0.00	0
6.00	603,522	6.00	611,892	6.00	620,202	4055-Corrections Sergeant	38.76	50.96	6.00	607,024	0.00	0	0.00	0
1.00	61,670	1.00	62,593	1.00	88,283	9202-MCSO Corrections Program Admin	N/A	N/A	0.00	0	0.00	0	0.00	0
0.00	0	0.00	0	0.00	0	9361-Program Supervisor	28.60	44.13	1.00	85,342	0.00	0	0.00	0
65.85	5,331,404	66.85	5,506,250	66.85	5,600,931	TOTAL BUDGET			67.85	5,839,699	0.00	0	0.00	0

Sheriff

FUND 1513: Inmate Welfare Fund

FY16 ACTUAL	FY17 ACTUAL	FY18 ADOPTED	FY18 REVISED	EXPENDITURE DETAIL	FY19 PROPOSED	FY19 APPROVED	FY19 ADOPTED
22,366	37,395	0	0	60170 - Professional Svcs	0	0	0
22,366	37,395	0	0	TOTAL Contractual Services	0	0	0
26,740	7,038	23,703	23,703	60350 - Central Indirect	10,769	0	0
58,216	17,808	75,339	75,339	60355 - Dept Indirect	31,230	0	0
9,062	5,766	11,066	11,066	60370 - Intl Svc Telephone	12,267	0	0
2,129	0	0	0	60420 - Intl Svc Electronics	0	0	0
35,445	35,490	35,000	35,000	60440 - Intl Svc Other	35,000	0	0
1,088	1,229	1,226	1,226	60460 - Intl Svc Dist/Postge	1,496	0	0
0	0	0	0	95107 - Settle Int Svc Expenses	0	0	0
132,680	67,330	146,334	146,334	TOTAL Internal Services	90,762	0	0
3,795	4,081	6,500	6,500	60180 - Printing	6,500	0	0
4,217	5,072	0	0	60190 - Utilities	0	0	0
1,131	995	1,100	1,100	60200 - Communications	1,100	0	0
749	749	0	0	60210 - Rentals	0	0	0
389	0	3,000	3,000	60220 - Repairs and Maint	3,000	0	0
3,245	24,215	0	0	60230 - Postage	5,000	0	0
89,164	75,901	84,996	84,996	60240 - Supplies	159,372	0	0
428,683	417,106	367,420	367,420	60250 - Food	399,730	0	0
0	0	3,090	3,090	60260 - Travel & Training	0	0	0
17,288	3,888	0	0	60340 - Dues & Subscriptions	0	0	0
0	0	0	0	95101 - Settle Matrl & Svcs	0	0	0
548,662	532,006	466,106	466,106	TOTAL Materials & Supplies	574,702	0	0
204,733	138,349	200,115	200,115	60000 - Permanent	209,176	0	0
0	0	4,255	4,255	60100 - Temporary	4,255	0	0
777	2,838	4,255	4,255	60110 - Overtime	4,255	0	0
5,116	5,311	5,000	5,000	60120 - Premium	5,000	0	0
69,989	50,345	75,830	75,830	60130 - Salary Related Expns	80,888	0	0
0	0	357	357	60135 - Non Base Fringe	358	0	0
72,474	55,017	77,764	77,764	60140 - Insurance Benefits	80,538	0	0
0	0	174	174	60145 - Non Base Insurance	138	0	0
14,861	14,723	0	0	90001 - ATYP Posting (CATS)	0	0	0
367,951	266,581	367,750	367,750	TOTAL Personnel	384,608	0	0
1,071,660	903,313	980,190	980,190	TOTAL FUND 1513: Inmate Welfare Fund	1,050,072	0	0

SHERIFF

1513: Inmate Welfare Fund

FY16 ADOPTED		FY17 ADOPTED		FY18 ADOPTED		POSITION DETAIL	Salary		FY19 PROPOSED		FY19 APPROVED		FY19 ADOPTED	
FTE	BASE AMT	FTE	BASE AMT	FTE	BASE AMT		MIN	MAX	FTE	BASE AMT	FTE	BASE AMT	FTE	BASE AMT
0.10	4,068	0.10	4,239	0.10	4,423	6002-Office Assistant/Sr	20.26	24.94	0.10	4,715	0.00	0	0.00	0
3.30	171,500	3.30	175,167	3.30	178,813	6107-Equipment/Property Technician	22.84	28.03	3.30	186,486	0.00	0	0.00	0
0.33	15,530	0.33	16,177	0.33	16,879	6115-Procurement Associate	22.16	27.26	0.33	17,975	0.00	0	0.00	0
1.00	64,452	0.00	0	0.00	0	9007-Chaplain	23.53	32.95	0.00	0	0.00	0	0.00	0
0.50	39,007	0.00	0	0.00	0	9361-Program Supervisor	28.60	44.13	0.00	0	0.00	0	0.00	0
5.23	294,557	3.73	195,583	3.73	200,115	TOTAL BUDGET			3.73	209,176	0.00	0	0.00	0

Sheriff

FUND 1516: Justice Services Special Ops Fund

FY16 ACTUAL	FY17 ACTUAL	FY18 ADOPTED	FY18 REVISED	EXPENDITURE DETAIL	FY19 PROPOSED	FY19 APPROVED	FY19 ADOPTED
0	44,102	0	0	60550 - Capital Equipment	0	0	0
0	44,102	0	0	TOTAL Capital Outlay	0	0	0
192,852	166,020	274,799	274,799	60160 - Pass-Thru & Pgm Supt	183,837	0	0
51,976	56,260	336,389	336,389	60170 - Professional Svcs	336,390	0	0
244,828	222,280	611,188	611,188	TOTAL Contractual Services	520,227	0	0
87,254	79,134	123,678	123,678	60350 - Central Indirect	102,734	0	0
190,001	200,233	393,101	393,101	60355 - Dept Indirect	297,928	0	0
0	0	0	0	60410 - Intl Svc Motor Pool	0	0	0
2,431	7,737	30,504	30,504	60430 - Intl Svc Bldg Mgmt	30,437	0	0
132	0	0	0	60440 - Intl Svc Other	0	0	0
9,059	19,364	14,485	14,485	60460 - Intl Svc Dist/Postge	13,805	0	0
0	578	0	0	95430 - Settle Bldg Mgmt Svc	0	0	0
288,878	307,046	561,768	561,768	TOTAL Internal Services	444,904	0	0
5,914	7,467	6,714	6,714	60180 - Printing	16,714	0	0
0	0	5,000	5,000	60190 - Utilities	5,000	0	0
12,482	6,259	10,190	10,190	60200 - Communications	10,190	0	0
0	6,313	500	500	60210 - Rentals	500	0	0
905	18,367	5,300	5,300	60220 - Repairs and Maint	15,825	0	0
228	631	50,717	50,717	60230 - Postage	80,717	0	0
-3,776	21,318	251,378	251,378	60240 - Supplies	322,288	0	0
12,860	13,742	38,148	38,148	60260 - Travel & Training	49,806	0	0
0	5,854	0	0	60280 - Insurance	0	0	0
7,756	3,595	30,000	30,000	60290 - Software, Subscription Computing & Maintenance	70,000	0	0
0	531	0	0	60320 - Refunds	0	0	0
1,361	600	660	660	60340 - Dues & Subscriptions	660	0	0
3,983	5,136	0	0	95101 - Settle Matrl & Svcs	0	0	0
41,713	89,812	398,607	398,607	TOTAL Materials & Supplies	571,700	0	0
1,694,507	1,647,259	1,921,058	1,921,058	60000 - Permanent	1,975,595	0	0
2,564	322	47,911	47,911	60100 - Temporary	47,911	0	0
207,244	158,565	135,423	135,423	60110 - Overtime	135,412	0	0
52,891	34,748	0	0	60120 - Premium	25,000	0	0
677,037	676,963	820,281	820,281	60130 - Salary Related Expns	850,748	0	0
212	27	4,025	4,025	60135 - Non Base Fringe	4,029	0	0
536,822	544,653	612,245	612,245	60140 - Insurance Benefits	628,820	0	0
59	14	1,964	1,964	60145 - Non Base Insurance	1,557	0	0
-45,372	-46,058	0	0	90001 - ATYP Posting (CATS)	0	0	0
-122,066	-72,238	0	0	92001 - Sheriff Office OT (CATS)	0	0	0
24,302	25,369	0	0	95102 - Settle Labor	0	0	0
31,436	32,784	0	0	95200 - ATYP Clean Up (Cent)	0	0	0

FY16 ACTUAL	FY17 ACTUAL	FY18 ADOPTED	FY18 REVISED	EXPENDITURE DETAIL	FY19 PROPOSED	FY19 APPROVED	FY19 ADOPTED
3,059,636	3,002,408	3,542,907	3,542,907	TOTAL Personnel	3,669,072	0	0
3,635,055	3,665,648	5,114,470	5,114,470	TOTAL FUND 1516: Justice Services Special Ops Fund	5,205,903	0	0

SHERIFF

1516: Justice Services Special Ops Fund

FY16 ADOPTED		FY17 ADOPTED		FY18 ADOPTED		POSITION DETAIL	Salary		FY19 PROPOSED		FY19 APPROVED		FY19 ADOPTED	
FTE	BASE AMT	FTE	BASE AMT	FTE	BASE AMT		MIN	MAX	FTE	BASE AMT	FTE	BASE AMT	FTE	BASE AMT
1.00	101,530	1.00	74,733	1.00	104,966	2005-Sergeant	36.58	52.50	1.00	109,193	0.00	0	0.00	0
6.85	521,619	4.85	398,025	7.85	644,746	2025-Deputy Sheriff	29.83	41.29	7.85	670,187	0.00	0	0.00	0
7.00	560,469	7.00	567,567	7.00	574,292	2029-Corrections Officer	29.71	40.83	7.00	594,510	0.00	0	0.00	0
0.50	45,766	0.50	48,460	0.50	51,072	4055-Corrections Sergeant	38.76	50.96	0.50	53,001	0.00	0	0.00	0
0.50	17,005	0.50	16,870	0.50	17,576	6001-Office Assistant 2	17.49	21.51	0.50	18,186	0.00	0	0.00	0
3.00	133,168	3.00	137,292	3.00	143,182	6002-Office Assistant/Sr	20.26	24.94	3.00	150,959	0.00	0	0.00	0
1.00	55,062	1.00	55,675	1.00	56,376	6035-Alarm Ordinance Coordinator	22.84	28.03	1.00	58,304	0.00	0	0.00	0
6.00	293,778	6.00	297,042	6.00	328,848	6258-Facility Security Officer	22.16	27.26	6.00	321,255	0.00	0	0.00	0
0.00	0	0.00	28,163	0.00	0	SALARY/ACTG ADJUSTMENTS	N/A	N/A	0.00	0	0.00	0	0.00	0
25.85	1,728,397	23.85	1,623,827	26.85	1,921,058	TOTAL BUDGET			26.85	1,975,595	0.00	0	0.00	0

Table of Contents

Fund 1000 General Fund	1
Fund 1501 Road Fund.....	11
Fund 1503 Bicycle Path Construction Fund	13
Fund 1504 Recreation Fund	14
Fund 1505 Federal/State Fund	15
Fund 1506 County School Fund.....	21
Fund 1508 Animal Control Fund.....	22
Fund 1509 Willamette River Bridge Fund	24
Fund 1510 Library Fund	26
Fund 1511 Special Excise Taxes Fund	28
Fund 1512 Land Corner Preservation Fund	29
Fund 1513 Inmate Welfare Fund.....	31
Fund 1516 Justice Services Special Operations Fund	33
Fund 1518 Oregon Historical Society Local Option Levy Fund	36
Fund 1519 Video Lottery Fund	37
Fund 1521 Supportive Housing Fund	39
Fund 2002 Capital Debt Retirement Fund.....	40
Fund 2003 General Obligation Bond Sinking Fund	42
Fund 2004 PERS Bond Sinking Fund	44
Fund 2500 Downtown Courthouse Capital Fund	45
Fund 2503 Asset Replacement Revolving Fund.....	47
Fund 2504 Financed Projects Fund	48
Fund 2506 Library Capital Construction Fund	49
Fund 2507 Capital Improvement Fund.....	50
Fund 2508 Information Technology Capital Fund.....	52
Fund 2509 Asset Preservation Fund.....	53
Fund 2510 Health Headquarters Capital Fund	55
Fund 2511 Sellwood Bridge Replacement Fund.....	57
Fund 2512 Hansen Building Replacement Fund.....	59
Fund 2513 ERP Project Fund	60
Fund 2515 Burnside Bridge Fund	61
Fund 3002 Behavioral Health Managed Care Fund	62
Fund 3500 Risk Management Fund.....	64
Fund 3501 Fleet Management Fund	67
Fund 3502 Fleet Asset Replacement Fund	69
Fund 3503 Information Technology Fund.....	70
Fund 3504 Mail Distribution Fund.....	72
Fund 3505 Facilities Management Fund.....	74

(this page intentionally left blank)

FUND 1000: GENERAL FUND

FY16 ACTUAL	FY17 ACTUAL	FY18 ADOPTED	FY18 REVISED	REVENUE BY CATEGORY AND CLASS	FY19 PROPOSED	FY19 APPROVED	FY19 ADOPTED
99,087,321	110,388,479	84,613,454	84,613,454	TOTAL BEGINNING WORKING CAPITAL	79,422,950	0	0
TAXES							
0	0	0	0	County Gas Tax	0	0	0
516,910	568,226	354,779	354,779	In Lieu of Taxes	274,129	0	0
80,725,054	84,459,203	84,500,000	84,500,000	Income Taxes	85,000,000	0	0
28,180,166	28,862,742	31,043,271	31,043,271	Motor Vehicle Rental Tax	30,911,997	0	0
1,880,458	1,707,934	1,842,478	1,842,478	Penalty & Interest	1,810,267	0	0
3,920,826	3,406,209	4,338,243	4,338,243	Prior Year Taxes	4,087,562	0	0
261,795,801	275,126,484	285,037,820	285,037,820	Property Taxes	298,325,657	0	0
32,816	37,847	0	0	Transient Lodging Tax	0	0	0
377,052,031	394,168,646	407,116,591	407,116,591		420,409,612	0	0
INTERGOVERNMENTAL							
4,853,592	5,066,115	6,468,902	6,468,902	Federal & State Sources	7,082,354	0	0
4,814,496	4,243,831	4,871,674	4,871,674	Local Sources	4,042,282	0	0
3,456,469	3,814,458	3,802,904	3,802,904	State Sources	3,883,154	0	0
13,124,558	13,124,404	15,143,480	15,143,480		15,007,790	0	0
LICENSES & PERMITS							
12,123,652	13,657,533	14,658,438	15,207,812	Licenses	14,349,385	0	0
180,368	248,958	170,500	170,500	Permits	210,500	0	0
12,304,020	13,906,490	14,828,938	15,378,312		14,559,885	0	0
SERVICE CHARGES							
106,183	578,634	973,646	973,646	Elections	1,230,678	0	0
24,397	35,159	0	0	Facilities Management	0	0	0
48,993,362	49,562,676	48,995,367	51,134,272	IG Charges for Services	59,617,836	0	0
-449,918	-505,366	0	0	Miscellaneous	0	0	0
1,328,897	1,470,248	453,028	453,028	Services Charges	461,933	0	0
50,002,921	51,141,351	50,422,041	52,560,946		61,310,447	0	0
508,002	1,127,250	1,487,559	1,487,559	TOTAL INTEREST	1,638,978	0	0

FUND 1000: GENERAL FUND

FY16 ACTUAL	FY17 ACTUAL	FY18 ADOPTED	FY18 REVISED	REVENUE BY CATEGORY AND CLASS	FY19 PROPOSED	FY19 APPROVED	FY19 ADOPTED
OTHER							
544,414	610,435	424,998	424,998	Dividends/Refunds	428,718	0	0
8,617,127	787,480	710,082	710,082	Fines/Forfeitures	761,180	0	0
836,299	3,990,037	500	500	Miscellaneous	159,200	0	0
8,883,788	7,267,643	5,640,000	5,640,000	Nongovernmental Grants	7,092,519	0	0
-12,200	-10,659	0	0	Other Miscellaneous	0	0	0
3,748,492	2,342,553	2,323,150	2,323,150	Sales	1,456,200	0	0
34,489,768	28,551,737	31,471,769	32,066,577	Service Reimbursements	35,477,182	0	0
13,857	9,999	0	0	Trusts	0	0	0
57,121,545	43,549,225	40,570,499	41,165,307		45,374,999	0	0
1,657,951	1,657,427	2,202,000	2,202,000	TOTAL FINANCING SOURCES	2,002,500	0	0
610,858,348	629,063,271	616,384,562	619,667,649	FUND TOTAL	639,727,161	0	0

FUND 1000: GENERAL FUND

FY16 ACTUAL	FY17 ACTUAL	FY18 ADOPTED	FY18 REVISED	EXPENDITURES BY DEPARTMENT	FY19 PROPOSED	FY19 APPROVED	FY19 ADOPTED
COUNTY HUMAN SERVICES							
13,228,611	13,880,037	15,866,033	16,878,998	Personnel	17,103,230	0	0
34,533,295	27,960,901	31,530,145	30,734,054	Contractual Services	31,300,155	0	0
3,538,314	3,194,205	3,452,342	3,625,967	Materials & Supplies	4,115,939	0	0
767,138	8,491	0	0	Capital Outlay	0	0	0
52,067,357	45,043,634	50,848,520	51,239,019		52,519,324	0	0
HEALTH DEPARTMENT							
83,644,381	91,873,042	94,962,861	95,663,726	Personnel	101,468,710	0	0
19,275,887	18,789,310	17,098,127	17,493,856	Contractual Services	18,633,227	0	0
28,912,121	30,273,989	26,131,993	26,180,504	Materials & Supplies	31,757,139	0	0
121,175	32,903	0	0	Capital Outlay	0	0	0
131,953,564	140,969,245	138,192,981	139,338,086		151,859,076	0	0
COMMUNITY JUSTICE							
36,148,002	36,618,243	38,531,136	38,531,136	Personnel	40,327,558	0	0
11,210,015	9,978,786	13,249,358	13,249,358	Contractual Services	12,982,848	0	0
12,995,835	13,521,441	14,408,026	14,472,882	Materials & Supplies	15,593,645	0	0
28,117	14,470	11,000	11,000	Capital Outlay	11,000	0	0
60,381,969	60,132,939	66,199,520	66,264,376		68,915,051	0	0

FUND 1000: GENERAL FUND							
FY16 ACTUAL	FY17 ACTUAL	FY18 ADOPTED	FY18 REVISED	EXPENDITURES BY DEPARTMENT	FY19 PROPOSED	FY19 APPROVED	FY19 ADOPTED
DISTRICT ATTORNEY							
19,456,003	20,185,125	20,714,401	20,850,097	Personnel	21,749,458	0	0
329,762	373,474	270,100	270,100	Contractual Services	311,217	0	0
2,711,019	2,915,966	3,785,716	3,786,970	Materials & Supplies	3,626,375	0	0
27,173	20,641	38,020	38,020	Capital Outlay	40,000	0	0
22,523,957	23,495,206	24,808,237	24,945,187		25,727,050	0	0
SHERIFF							
93,416,986	95,937,142	99,799,488	101,700,745	Personnel	105,897,325	0	0
886,168	921,417	718,596	718,596	Contractual Services	783,905	0	0
21,537,728	22,686,750	24,364,289	24,493,879	Materials & Supplies	25,996,685	0	0
518,501	306,387	619,095	679,082	Capital Outlay	609,095	0	0
116,359,384	119,851,696	125,501,468	127,592,302		133,287,010	0	0
NONDEPARTMENTAL							
8,409,263	9,616,794	11,068,159	11,127,167	Personnel	12,533,701	0	0
10,387,824	24,579,149	35,139,963	35,106,425	Contractual Services	33,346,994	0	0
7,613,494	8,643,478	9,126,613	9,101,143	Materials & Supplies	13,064,252	0	0
59,187	9,380	0	0	Capital Outlay	5,000,000	0	0
26,469,767	42,848,800	55,334,735	55,334,735		63,944,947	0	0
OVERALL COUNTY							
0	0	0	0	Contractual Services	0	0	0
0	0	0	0	Materials & Supplies	0	0	0
0	0	0	0		0	0	0
COUNTY MANAGEMENT							
23,356,995	24,163,378	27,642,519	27,674,571	Personnel	29,694,131	0	0
2,681,262	7,301,804	4,397,396	4,380,974	Contractual Services	3,464,087	0	0
5,872,883	7,471,236	6,987,994	6,972,364	Materials & Supplies	7,484,161	0	0
2,344,492	1,114,425	1,175,000	1,175,000	Capital Outlay	0	0	0
30	70,000	0	0	Debt Service	0	0	0
34,255,662	40,120,844	40,202,909	40,202,909		40,642,379	0	0
COMMUNITY SERVICES							
8,570,243	9,540,222	10,106,928	10,134,485	Personnel	11,012,617	0	0
915,548	761,629	760,192	759,744	Contractual Services	828,215	0	0
3,634,231	4,860,611	4,845,644	4,819,087	Materials & Supplies	5,255,912	0	0
239,353	12,312	350,000	350,000	Capital Outlay	0	0	0
13,359,375	15,174,773	16,062,764	16,063,316		17,096,744	0	0

FUND 1000: GENERAL FUND

FY16 ACTUAL	FY17 ACTUAL	FY18 ADOPTED	FY18 REVISED	EXPENDITURES BY DEPARTMENT	FY19 PROPOSED	FY19 APPROVED	FY19 ADOPTED
COUNTY ASSETS							
5,318,355	5,394,093	6,233,123	6,235,859	Personnel	6,652,740	0	0
119,158	157,689	72,796	72,796	Contractual Services	139,341	0	0
664,138	759,596	951,426	948,690	Materials & Supplies	1,021,436	0	0
6,101,651	6,311,378	7,257,345	7,257,345		7,813,517	0	0
CASH TRANSFERS TO...							
0	0	0	0	Animal Control Fund	250,000	0	0
2,306,627	0	0	0	Asset Preservation Fund	0	0	0
1,400,000	0	8,068,986	8,068,986	Capital Debt Retirement Fund	786,209	0	0
1,670,557	6,850,000	3,819,155	3,819,155	Capital Improvement Fund	1,986,728	0	0
0	0	0	0	Cash Transfer	0	0	0
28,120,000	19,900,000	18,000,000	18,000,000	Downtown Courthouse Capital Fund	14,000,000	0	0
0	697,250	200,000	200,000	Facilities Fund	287,215	0	0
250,000	0	0	0	Fleet Management Fund	0	0	0
0	0	0	0	General Fund	0	0	0
0	3,000,000	0	0	Hansen Building Replacement Fund	0	0	0
0	0	7,000,000	7,000,000	Health HQ Capital Fund	0	0	0
3,250,000	0	0	0	Information Technology Fund	0	0	0
0	1,479,456	300,000	300,000	IT Capital Fund	300,000	0	0
0	0	0	0	Supportive Housing Fund	5,000,000	0	0
36,997,184	31,926,706	37,388,141	37,388,141		22,610,152	0	0
CONTINGENCY							
0	0	12,722,943	12,177,234	CONTINGENCY	11,775,896	0	0
0	0	12,722,943	12,177,234		11,775,896	0	0
UNAPPROPRIATED BALANCE							
110,388,479	103,188,050	41,864,999	41,864,999	UNAPPROPRIATED BALANCE	43,536,015	0	0
110,388,479	103,188,050	41,864,999	41,864,999		43,536,015	0	0
610,858,348	629,063,271	616,384,562	619,667,649	FUND TOTAL	639,727,161	0	0

FUND 1000: GENERAL FUND							
FY16 ACTUAL	FY17 ACTUAL	FY18 ADOPTED	FY18 REVISED	REVENUE DETAIL	FY19 PROPOSED	FY19 APPROVED	FY19 ADOPTED
COUNTY HUMAN SERVICES							
183	0	0	0	50210 - OP-Nongovt'l Prog	0	0	0
36,870	77,447	0	0	50220 - Licenses & Fees	0	0	0
2,171	0	0	0	50300 - OP-Donations	0	0	0
0	1,235	0	0	50310 - Intl Svc Reimburse	0	0	0
-4,730	14,848	0	0	50350 - Write Off	0	0	0
2,542	1,855	0	0	50360 - Misc Revenue	0	0	0
2,746,741	2,888,864	5,012,821	5,403,320	50370 - Dept Indirect Rev	6,222,362	0	0
2,783,777	2,984,250	5,012,821	5,403,320		6,222,362	0	0
HEALTH DEPARTMENT							
3,682,044	6,247,326	2,063,961	2,063,961	50000 - Beg Working Capital	263,961	0	0
24,885	69,645	0	0	50180 - IG-OP-Direct St	0	0	0
0	0	0	0	50190 - IG-OP-Fed Thru St	0	0	0
785	0	0	0	50195 - IG-OP-Fed Thru Other	0	0	0
90,709	67,279	263,132	263,132	50200 - IG-OP-Other	280,055	0	0
8,859,021	7,229,038	5,640,000	5,640,000	50210 - OP-Nongovt'l Prog	7,092,519	0	0
4,760,652	6,136,412	7,025,418	7,574,792	50220 - Licenses & Fees	7,193,135	0	0
2,572	1,767	500	500	50230 - Permits	500	0	0
755,085	926,854	85,000	85,000	50235 - Charges For Srvcs	111,433	0	0
40,473,841	40,787,701	40,794,225	40,794,225	50236 - IG-Charges For Srvcs	48,062,844	0	0
12,568	14,891	0	0	50240 - Property/Space Rntls	0	0	0
3,714	2,250	0	0	50250 - Sales To The Public	0	0	0
158,083	190,670	110,882	110,882	50280 - Fines & Forfeitures	121,000	0	0
169,818	151,325	0	0	50290 - Dividends & Rebates	0	0	0
582	200	0	0	50300 - OP-Donations	0	0	0
3,000	3,875	0	0	50302 - Gen-Donations	0	0	0
262,359	178,545	0	0	50310 - Intl Svc Reimburse	0	0	0
0	0	0	0	50340 - Asset Sale Proceeds	0	0	0
745,223	18,483	0	0	50350 - Write Off	0	0	0
24,943	61,394	0	0	50360 - Misc Revenue	0	0	0
12,464,673	9,535,912	9,406,881	9,410,822	50370 - Dept Indirect Rev	10,743,983	0	0
-449,918	-505,366	0	0	50400 - Contra Rev RetDisc	0	0	0
0	1,541	0	0	95104 - Settle All Revenue	0	0	0
72,044,637	71,119,744	65,389,999	65,943,314		73,869,430	0	0

FUND 1000: GENERAL FUND

FY16 ACTUAL	FY17 ACTUAL	FY18 ADOPTED	FY18 REVISED	REVENUE DETAIL	FY19 PROPOSED	FY19 APPROVED	FY19 ADOPTED
COMMUNITY JUSTICE							
2,700	0	0	0	50180 - IG-OP-Direct St	0	0	0
142	176	0	0	50190 - IG-OP-Fed Thru St	0	0	0
3,387,356	3,399,239	3,460,355	3,460,355	50200 - IG-OP-Other	3,749,127	0	0
12,119	16,517	0	0	50210 - OP-Nongovt'l Prog	0	0	0
2,037	25	0	0	50220 - Licenses & Fees	0	0	0
185,446	210,582	80,989	80,989	50236 - IG-Charges For Srvc	76,885	0	0
155,607	125,142	200,000	200,000	50250 - Sales To The Public	198,800	0	0
298,756	322,699	298,200	298,200	50280 - Fines & Forfeitures	319,180	0	0
600	0	0	0	50290 - Dividends & Rebates	0	0	0
89,912	79,872	3,000	3,000	50310 - Intl Svc Reimburse	2,300	0	0
86,151	29,342	0	0	50350 - Write Off	0	0	0
76	7,214	0	0	50360 - Misc Revenue	0	0	0
2,188,926	2,388,851	2,371,631	2,436,487	50370 - Dept Indirect Rev	2,874,757	0	0
0	0	0	0	95104 - Settle All Revenue	0	0	0
6,409,828	6,579,659	6,414,175	6,479,031		7,221,049	0	0

DISTRICT ATTORNEY

0	0	0	0	50195 - IG-OP-Fed Thru Other	0	0	0
358,355	320,701	350,000	350,000	50235 - Charges For Srvc	325,000	0	0
25,047	49,302	50,000	50,000	50280 - Fines & Forfeitures	70,000	0	0
7,249	6,294	0	0	50300 - OP-Donations	0	0	0
15,200	15,200	0	0	50310 - Intl Svc Reimburse	0	0	0
612	1,642	0	0	50350 - Write Off	0	0	0
9	2	0	0	50360 - Misc Revenue	0	0	0
250,989	380,540	399,553	400,807	50370 - Dept Indirect Rev	473,208	0	0
657,460	773,681	799,553	800,807		868,208	0	0

FUND 1000: GENERAL FUND

FY16 ACTUAL	FY17 ACTUAL	FY18 ADOPTED	FY18 REVISED	REVENUE DETAIL	FY19 PROPOSED	FY19 APPROVED	FY19 ADOPTED
SHERIFF							
30,775	0	0	0	50117 - In Lieu Of Tax-Prog	0	0	0
89,095	0	0	0	50190 - IG-OP-Fed Thru St	0	0	0
283,459	243,672	385,087	385,087	50200 - IG-OP-Other	0	0	0
411,851	396,610	329,070	329,070	50220 - Licenses & Fees	270,000	0	0
88,765	143,107	12,028	12,028	50235 - Charges For Srvc	19,500	0	0
8,143,582	8,393,602	7,901,653	9,992,487	50236 - IG-Charges For Srvc	11,256,607	0	0
1,525	1,525	0	0	50240 - Property/Space Rntls	0	0	0
25,696	37,233	28,750	28,750	50250 - Sales To The Public	32,500	0	0
105	0	0	0	50270 - Interest Earnings	0	0	0
2,114	1,202	1,000	1,000	50280 - Fines & Forfeitures	1,000	0	0
4,802	0	0	0	50290 - Dividends & Rebates	0	0	0
3,856	3,506	0	0	50300 - OP-Donations	0	0	0
557,232	508,543	550,736	550,736	50310 - Intl Svc Reimburse	290,895	0	0
8,966	0	0	0	50340 - Asset Sale Proceeds	0	0	0
-39,344	2,377	0	0	50350 - Write Off	0	0	0
6,040	4,147	0	0	50360 - Misc Revenue	0	0	0
821,800	879,710	1,307,617	1,307,617	50370 - Dept Indirect Rev	1,153,681	0	0
-12,200	-12,200	0	0	95104 - Settle All Revenue	0	0	0
10,428,121	10,603,034	10,515,941	12,606,775		13,024,183	0	0
NONDEPARTMENTAL							
0	130,317	4,733,640	4,733,640	50000 - Beg Working Capital	4,275,000	0	0
245,841	281,364	289,805	289,805	50116 - In Lieu Of Tax-Gen	205,807	0	0
42,796	2,025	0	0	50200 - IG-OP-Other	0	0	0
912,605	912,601	995,000	995,000	50220 - Licenses & Fees	995,000	0	0
0	33	0	0	50250 - Sales To The Public	0	0	0
55	0	0	0	50290 - Dividends & Rebates	0	0	0
7,921	18,032	0	0	50302 - Gen-Donations	0	0	0
0	3,810,733	0	0	50340 - Asset Sale Proceeds	0	0	0
-10,129	-949	0	0	50350 - Write Off	0	0	0
465	1,122	0	0	50360 - Misc Revenue	0	0	0
1,199,553	5,155,277	6,018,445	6,018,445		5,475,807	0	0

FUND 1000: GENERAL FUND

FY16 ACTUAL	FY17 ACTUAL	FY18 ADOPTED	FY18 REVISED	REVENUE DETAIL	FY19 PROPOSED	FY19 APPROVED	FY19 ADOPTED
OVERALL COUNTY							
95,229,694	100,620,327	76,429,853	76,429,853	50000 - Beg Working Capital	74,733,989	0	0
261,795,801	275,126,484	285,037,820	285,037,820	50100 - Prop Taxes-Current	298,325,657	0	0
3,920,826	3,406,209	4,338,243	4,338,243	50101 - Prop Taxes-Prior	4,087,562	0	0
873,796	806,557	729,598	729,598	50102 - Prop Taxes-Penalties	791,691	0	0
1,006,662	901,377	1,112,880	1,112,880	50103 - Prop Taxes-Interest	1,018,576	0	0
168	0	0	0	50110 - Tax Title	0	0	0
4,763,569	5,065,939	6,468,902	6,468,902	50112 - Govt Shared-Gen	7,082,354	0	0
219,490	268,929	50,000	50,000	50116 - In Lieu Of Tax-Gen	60,000	0	0
0	0	0	0	50117 - In Lieu Of Tax-Prog	0	0	0
32,816	37,847	0	0	50120 - Trnsient Lodging Tax	0	0	0
28,180,166	28,862,742	31,043,271	31,043,271	50130 - Motor Veh Rental Tax	30,911,997	0	0
80,710,000	84,450,000	84,500,000	84,500,000	50160 - Business Income Tax	85,000,000	0	0
15,054	9,203	0	0	50165 - Personal Income Tax	0	0	0
980,176	531,615	750,000	750,000	50200 - IG-OP-Other	0	0	0
141,413	130,778	0	0	50220 - Licenses & Fees	0	0	0
113,066	73,504	0	0	50235 - Charges For Srvcs	0	0	0
9,835	12,320	0	48,071	50236 - IG-Charges For Srvcs	0	0	0
11,001	4,258	0	0	50250 - Sales To The Public	0	0	0
328,291	1,015,038	1,485,025	1,485,025	50270 - Interest Earnings	1,637,310	0	0
8,132,588	223,607	250,000	250,000	50280 - Fines & Forfeitures	250,000	0	0
0	60	0	0	50302 - Gen-Donations	0	0	0
10,292,364	6,463,279	6,229,642	6,363,348	50310 - Intl Svc Reimburse	6,387,141	0	0
0	0	125,000	125,000	50320 - Cash Trnsfr Revenue	0	0	0
0	0	0	0	50340 - Asset Sale Proceeds	150,000	0	0
4,170	18,647	0	0	50360 - Misc Revenue	0	0	0
0	0	0	0	50370 - Dept Indirect Rev	0	0	0
496,760,947	508,028,721	498,550,234	498,732,011		510,436,277	0	0

FUND 1000: GENERAL FUND

FY16 ACTUAL	FY17 ACTUAL	FY18 ADOPTED	FY18 REVISED	REVENUE DETAIL	FY19 PROPOSED	FY19 APPROVED	FY19 ADOPTED
COUNTY MANAGEMENT							
175,583	3,390,508	1,386,000	1,386,000	50000 - Beg Working Capital	150,000	0	0
20,636	14,932	8,974	8,974	50110 - Tax Title	8,322	0	0
3,428,885	3,668,951	3,727,904	3,727,904	50111 - CAFFA	3,808,154	0	0
0	0	0	0	50150 - Cnty Marine Fuel Tax	0	0	0
0	0	0	0	50180 - IG-OP-Direct St	0	0	0
0	0	0	0	50190 - IG-OP-Fed Thru St	0	0	0
0	0	0	0	50195 - IG-OP-Fed Thru Other	0	0	0
0	0	0	0	50200 - IG-OP-Other	0	0	0
0	0	0	0	50210 - OP-Nongovt'l Prog	0	0	0
5,857,723	6,003,659	6,308,950	6,308,950	50220 - Licenses & Fees	5,891,250	0	0
0	0	0	0	50230 - Permits	0	0	0
13,625	6,250	0	0	50235 - Charges For Srvc	0	0	0
180,657	158,471	216,000	216,000	50236 - IG-Charges For Srvc	219,000	0	0
9,000	17,419	0	0	50240 - Property/Space Rntls	0	0	0
3,523,607	2,124,118	2,094,400	2,094,400	50250 - Sales To The Public	1,194,400	0	0
179,606	112,212	2,534	2,534	50270 - Interest Earnings	1,668	0	0
367,927	456,558	424,998	424,998	50290 - Dividends & Rebates	428,718	0	0
1,147	0	0	0	50302 - Gen-Donations	0	0	0
39,445	45,958	17,180	17,180	50310 - Intl Svc Reimburse	117,180	0	0
0	0	0	0	50316 - Svc Rmb Med/Dental	0	0	0
0	1,500	0	0	50340 - Asset Sale Proceeds	0	0	0
157	-3,421	0	0	50350 - Write Off	0	0	0
614	7,479	500	500	50360 - Misc Revenue	500	0	0
13,798,612	16,004,595	14,187,440	14,187,440		11,819,192	0	0

FUND 1000: GENERAL FUND

FY16 ACTUAL	FY17 ACTUAL	FY18 ADOPTED	FY18 REVISED	REVENUE DETAIL	FY19 PROPOSED	FY19 APPROVED	FY19 ADOPTED
COMMUNITY SERVICES							
0	3,000	6,000	6,000	50116 - In Lieu Of Tax-Gen	0	0	0
0	75,862	75,000	75,000	50180 - IG-OP-Direct St	75,000	0	0
30,000	0	13,100	13,100	50200 - IG-OP-Other	13,100	0	0
500	0	0	0	50220 - Licenses & Fees	0	0	0
177,796	247,191	170,000	170,000	50230 - Permits	210,000	0	0
0	-168	6,000	6,000	50235 - Charges For Srvc	6,000	0	0
0	0	2,500	2,500	50236 - IG-Charges For Srvc	2,500	0	0
1,303	1,323	0	0	50240 - Property/Space Rntls	0	0	0
28,868	49,519	0	0	50250 - Sales To The Public	30,500	0	0
106,183	578,634	973,646	973,646	50260 - Election Reimbursmnt	1,230,678	0	0
540	0	0	0	50280 - Fines & Forfeitures	0	0	0
0	122	0	0	50302 - Gen-Donations	0	0	0
-35	3,106	11,000	11,000	50310 - Intl Svc Reimburse	0	0	0
1,657,951	1,657,427	2,077,000	2,077,000	50320 - Cash Trnsfr Revenue	2,002,500	0	0
5,651	5,379	0	0	50350 - Write Off	0	0	0
-1	7,572	0	0	50360 - Misc Revenue	8,700	0	0
442,270	686,094	815,000	815,552	50370 - Dept Indirect Rev	1,385,502	0	0
2,451,028	3,315,061	4,149,246	4,149,798		4,964,480	0	0
COUNTY ASSETS							
1,213	2,552	0	0	50290 - Dividends & Rebates	0	0	0
397	0	0	0	50302 - Gen-Donations	0	0	0
4,317,891	4,496,025	5,346,708	5,346,708	50310 - Intl Svc Reimburse	5,826,173	0	0
1,051	0	0	0	50350 - Write Off	0	0	0
3,835	673	0	0	50360 - Misc Revenue	0	0	0
4,324,386	4,499,251	5,346,708	5,346,708		5,826,173	0	0
610,858,348	629,063,271	616,384,562	619,667,649	FUND TOTAL	639,727,161	0	0

FUND 1501: ROAD FUND

FY16 ACTUAL	FY17 ACTUAL	FY18 ADOPTED	FY18 REVISED	REVENUE BY CATEGORY AND CLASS	FY19 PROPOSED	FY19 APPROVED	FY19 ADOPTED
3,970,992	4,243,771	3,794,128	3,794,128	TOTAL BEGINNING WORKING CAPITAL	2,868,038	0	0
TAXES							
7,159,704	7,046,531	7,000,000	7,000,000	County Gas Tax	7,000,000	0	0
141,218	40,400	50,000	50,000	In Lieu of Taxes	40,000	0	0
7,300,922	7,086,932	7,050,000	7,050,000		7,040,000	0	0
INTERGOVERNMENTAL							
177,946	810,043	4,008,844	4,008,844	Federal & State Sources	14,465,000	0	0
418,548	211,377	1,235,000	1,235,000	Local Sources	1,600,000	0	0
35,301,940	36,003,132	41,558,270	41,558,270	State Sources	52,368,577	0	0
35,898,433	37,024,552	46,802,114	46,802,114		68,433,577	0	0
LICENSES & PERMITS							
76,397	66,571	70,000	70,000	Permits	70,000	0	0
76,397	66,571	70,000	70,000		70,000	0	0
SERVICE CHARGES							
1,607	161,505	127,500	127,500	Services Charges	132,500	0	0
1,607	161,505	127,500	127,500		132,500	0	0
75,266	136,619	110,000	110,000	TOTAL INTEREST	200,000	0	0
OTHER							
33,292	8,821	21,500	21,500	Dividends/Refunds	21,500	0	0
-4,240	276	0	0	Miscellaneous	0	0	0
0	0	0	0	Nongovernmental Grants	75,000	0	0
0	0	0	0	Other Miscellaneous	0	0	0
0	1,343	0	0	Sales	0	0	0
0	0	232,320	232,320	Service Reimbursements	249,520	0	0
29,052	10,441	253,820	253,820		346,020	0	0
0	92,675	250,000	250,000	TOTAL FINANCING SOURCES	0	0	0
47,352,670	48,823,066	58,457,562	58,457,562	FUND TOTAL	79,090,135	0	0

FUND 1501: ROAD FUND

FY16 ACTUAL	FY17 ACTUAL	FY18 ADOPTED	FY18 REVISED	EXPENDITURES BY DEPARTMENT	FY19 PROPOSED	FY19 APPROVED	FY19 ADOPTED
COMMUNITY SERVICES							
5,754,495	6,213,761	7,519,043	7,519,043	Personnel	8,253,793	0	0
32,724,424	31,585,037	35,222,188	35,222,188	Contractual Services	41,508,336	0	0
4,575,194	4,377,076	5,451,331	5,451,331	Materials & Supplies	6,495,406	0	0
54,786	447,744	10,265,000	10,265,000	Capital Outlay	22,832,600	0	0
43,108,899	42,623,618	58,457,562	58,457,562		79,090,135	0	0

FUND 1501: ROAD FUND							
FY16 ACTUAL	FY17 ACTUAL	FY18 ADOPTED	FY18 REVISED	EXPENDITURES BY DEPARTMENT	FY19 PROPOSED	FY19 APPROVED	FY19 ADOPTED
UNAPPROPRIATED BALANCE							
4,243,771	6,199,448	0	0	UNAPPROPRIATED BALANCE	0	0	0
4,243,771	6,199,448	0	0		0	0	0
47,352,670	48,823,066	58,457,562	58,457,562	FUND TOTAL	79,090,135	0	0

FUND 1501: ROAD FUND							
FY16 ACTUAL	FY17 ACTUAL	FY18 ADOPTED	FY18 REVISED	REVENUE DETAIL	FY19 PROPOSED	FY19 APPROVED	FY19 ADOPTED
OVERALL COUNTY							
3,970,992	4,243,771	3,794,128	3,794,128	50000 - Beg Working Capital	2,660,038	0	0
0	0	50,000	50,000	50117 - In Lieu Of Tax-Prog	40,000	0	0
60,871	72,986	110,000	110,000	50270 - Interest Earnings	200,000	0	0
4,031,863	4,316,757	3,954,128	3,954,128		2,900,038	0	0

COMMUNITY SERVICES							
0	0	0	0	50000 - Beg Working Capital	208,000	0	0
0	25,999	0	0	50113 - Govt Shared-Prog	0	0	0
141,218	40,400	0	0	50117 - In Lieu Of Tax-Prog	0	0	0
7,159,704	7,046,531	7,000,000	7,000,000	50140 - County Gas Tax	7,000,000	0	0
35,301,940	36,003,132	41,558,270	41,558,270	50180 - IG-OP-Direct St	52,368,577	0	0
177,946	784,044	4,008,844	4,008,844	50190 - IG-OP-Fed Thru St	14,465,000	0	0
418,548	211,377	1,235,000	1,235,000	50200 - IG-OP-Other	1,600,000	0	0
0	0	0	0	50210 - OP-Nongovt'l Prog	75,000	0	0
76,397	66,571	70,000	70,000	50230 - Permits	70,000	0	0
1,607	161,505	127,500	127,500	50235 - Charges For Srvcs	132,500	0	0
0	1,343	0	0	50250 - Sales To The Public	0	0	0
14,395	63,634	0	0	50270 - Interest Earnings	0	0	0
33,292	8,821	21,500	21,500	50290 - Dividends & Rebates	21,500	0	0
0	0	232,320	232,320	50310 - Intl Svc Reimburse	249,520	0	0
0	0	250,000	250,000	50320 - Cash Trnsfr Revenue	0	0	0
0	92,675	0	0	50330 - Financing Proceeds	0	0	0
0	0	0	0	50340 - Asset Sale Proceeds	0	0	0
183	251	0	0	50350 - Write Off	0	0	0
-4,423	25	0	0	50360 - Misc Revenue	0	0	0
0	0	0	0	95104 - Settle All Revenue	0	0	0
43,320,807	44,506,309	54,503,434	54,503,434		76,190,097	0	0
47,352,670	48,823,066	58,457,562	58,457,562	FUND TOTAL	79,090,135	0	0

FUND 1503: BICYCLE PATH CONSTRUCTION FUND

FY16 ACTUAL	FY17 ACTUAL	FY18 ADOPTED	FY18 REVISED	REVENUE BY CATEGORY AND CLASS	FY19 PROPOSED	FY19 APPROVED	FY19 ADOPTED
429,295	431,732	159,532	159,532	TOTAL BEGINNING WORKING CAPITAL	253,500	0	0
INTERGOVERNMENTAL							
0	0	87,500	87,500	State Sources	100,500	0	0
0	0	87,500	87,500		100,500	0	0
2,437	3,433	1,500	1,500	TOTAL INTEREST	2,400	0	0
431,732	435,165	248,532	248,532	FUND TOTAL	356,400	0	0

FUND 1503: BICYCLE PATH CONSTRUCTION FUND

FY16 ACTUAL	FY17 ACTUAL	FY18 ADOPTED	FY18 REVISED	EXPENDITURES BY DEPARTMENT	FY19 PROPOSED	FY19 APPROVED	FY19 ADOPTED
COMMUNITY SERVICES							
0	275,000	0	0	Contractual Services	0	0	0
0	0	248,532	248,532	Capital Outlay	356,400	0	0
0	275,000	248,532	248,532		356,400	0	0
UNAPPROPRIATED BALANCE							
431,732	160,165	0	0	UNAPPROPRIATED BALANCE	0	0	0
431,732	160,165	0	0		0	0	0
431,732	435,165	248,532	248,532	FUND TOTAL	356,400	0	0

FUND 1503: BICYCLE PATH CONSTRUCTION FUND

FY16 ACTUAL	FY17 ACTUAL	FY18 ADOPTED	FY18 REVISED	REVENUE DETAIL	FY19 PROPOSED	FY19 APPROVED	FY19 ADOPTED
OVERALL COUNTY							
2,437	3,433	0	0	50270 - Interest Earnings	0	0	0
2,437	3,433	0	0		0	0	0
COMMUNITY SERVICES							
429,295	431,732	159,532	159,532	50000 - Beg Working Capital	253,500	0	0
0	0	87,500	87,500	50180 - IG-OP-Direct St	100,500	0	0
0	0	1,500	1,500	50270 - Interest Earnings	2,400	0	0
429,295	431,732	248,532	248,532		356,400	0	0
431,732	435,165	248,532	248,532	FUND TOTAL	356,400	0	0

FUND 1504: RECREATION FUND

FY16 ACTUAL	FY17 ACTUAL	FY18 ADOPTED	FY18 REVISED	REVENUE BY CATEGORY AND CLASS	FY19 PROPOSED	FY19 APPROVED	FY19 ADOPTED
TAXES							
55,115	39,485	87,287	87,287	County Gas Tax	51,400	0	0
55,115	39,485	87,287	87,287		51,400	0	0
55,115	39,485	87,287	87,287	FUND TOTAL	51,400	0	0

FUND 1504: RECREATION FUND

FY16 ACTUAL	FY17 ACTUAL	FY18 ADOPTED	FY18 REVISED	EXPENDITURES BY DEPARTMENT	FY19 PROPOSED	FY19 APPROVED	FY19 ADOPTED
COUNTY MANAGEMENT							
53,661	38,469	85,000	85,000	Contractual Services	50,000	0	0
1,454	0	2,287	2,287	Materials & Supplies	1,400	0	0
55,115	38,469	87,287	87,287		51,400	0	0
UNAPPROPRIATED BALANCE							
0	1,016	0	0	UNAPPROPRIATED BALANCE	0	0	0
0	1,016	0	0		0	0	0
55,115	39,485	87,287	87,287	FUND TOTAL	51,400	0	0

FUND 1504: RECREATION FUND

FY16 ACTUAL	FY17 ACTUAL	FY18 ADOPTED	FY18 REVISED	REVENUE DETAIL	FY19 PROPOSED	FY19 APPROVED	FY19 ADOPTED
COUNTY MANAGEMENT							
55,115	39,485	87,287	87,287	50150 - Cnty Marine Fuel Tax	51,400	0	0
55,115	39,485	87,287	87,287		51,400	0	0
55,115	39,485	87,287	87,287	FUND TOTAL	51,400	0	0

FUND 1505: FEDERAL/STATE PROGRAM FUND

FY16 ACTUAL	FY17 ACTUAL	FY18 ADOPTED	FY18 REVISED	REVENUE BY CATEGORY AND CLASS	FY19 PROPOSED	FY19 APPROVED	FY19 ADOPTED
6,451,233	5,347,186	880,788	880,788	TOTAL BEGINNING WORKING CAPITAL	2,263,264	0	0
TAXES							
6,037	0	0	0	In Lieu of Taxes	0	0	0
6,037	0	0	0		0	0	0
INTERGOVERNMENTAL							
85,313,030	92,429,021	95,567,727	101,318,083	Federal & State Sources	103,155,364	0	0
26,189,633	27,190,132	27,914,434	28,684,523	Federal Sources	25,546,994	0	0
6,030,314	30,712,890	36,954,604	37,352,308	Local Sources	37,706,199	0	0
90,571,531	96,878,440	94,414,755	98,548,837	State Sources	105,023,708	0	0
208,104,508	247,210,482	254,851,520	265,903,751		271,432,265	0	0
LICENSES & PERMITS							
1,174,476	1,302,886	1,163,676	1,249,106	Licenses	1,305,210	0	0
1,174,476	1,302,886	1,163,676	1,249,106		1,305,210	0	0
SERVICE CHARGES							
165,340	202,455	202,560	202,560	Facilities Management	203,552	0	0
62,857,058	65,055,256	54,005,487	54,056,066	IG Charges for Services	51,868,405	0	0
-14,341,904	-12,976,994	0	0	Miscellaneous	0	0	0
3,090,445	2,864,934	2,642,635	2,607,056	Services Charges	3,002,552	0	0
51,770,938	55,145,651	56,850,682	56,865,682		55,074,509	0	0
905	772	0	0	TOTAL INTEREST	0	0	0
OTHER							
9,802	8,100	16,200	16,200	Dividends/Refunds	10,000	0	0
10,163	0	0	0	Fines/Forfeitures	0	0	0
-226,267	44,574	176,882	176,882	Miscellaneous	180,288	0	0
4,549,533	5,677,502	4,205,986	4,481,943	Nongovernmental Grants	5,215,814	0	0
0	0	0	0	Other Miscellaneous	0	0	0
30	60	0	0	Sales	0	0	0
30	55,623	0	0	Service Reimbursements	0	0	0
21,937	1,347	2,000	2,000	Trusts	2,000	0	0
4,365,228	5,787,206	4,401,068	4,677,025		5,408,102	0	0
0	1,258,228	3,100,000	3,100,000	TOTAL FINANCING SOURCES	1,000,000	0	0
271,873,327	316,052,412	321,247,734	332,676,352	FUND TOTAL	336,483,350	0	0

FUND 1505: FEDERAL/STATE PROGRAM FUND

FY16 ACTUAL	FY17 ACTUAL	FY18 ADOPTED	FY18 REVISED	EXPENDITURES BY DEPARTMENT	FY19 PROPOSED	FY19 APPROVED	FY19 ADOPTED
COUNTY HUMAN SERVICES							
46,855,207	51,041,713	51,208,154	55,348,034	Personnel	56,147,728	0	0
31,720,594	28,089,953	29,688,395	31,408,336	Contractual Services	32,653,379	0	0
14,298,918	15,439,217	18,468,231	19,287,852	Materials & Supplies	21,186,340	0	0
0	13,254	0	0	Capital Outlay	0	0	0
92,874,720	94,584,136	99,364,780	106,044,222		109,987,447	0	0
HEALTH DEPARTMENT							
61,401,909	66,625,091	62,390,290	62,443,991	Personnel	63,758,448	0	0
37,113,228	39,316,854	37,766,832	39,126,397	Contractual Services	38,211,045	0	0
27,539,159	26,505,012	33,189,276	33,201,091	Materials & Supplies	30,548,880	0	0
53,442	179,812	154,458	154,458	Capital Outlay	570,000	0	0
126,107,739	132,626,770	133,500,856	134,925,937		133,088,373	0	0
COMMUNITY JUSTICE							
17,199,280	18,953,478	18,926,307	19,898,360	Personnel	20,882,570	0	0
7,343,166	8,596,908	8,275,941	8,239,649	Contractual Services	8,543,684	0	0
3,154,103	2,946,853	2,944,583	3,072,912	Materials & Supplies	3,568,219	0	0
27,696,548	30,497,239	30,146,831	31,210,921		32,994,473	0	0
DISTRICT ATTORNEY							
5,494,011	5,855,067	5,763,032	5,904,159	Personnel	6,663,638	0	0
643,981	1,544,421	1,823,495	1,823,495	Contractual Services	1,204,685	0	0
619,419	739,052	1,046,080	1,047,614	Materials & Supplies	1,052,397	0	0
0	18,610	21,780	21,780	Capital Outlay	0	0	0
6,757,411	8,157,151	8,654,387	8,797,048		8,920,720	0	0
SHERIFF							
10,347,412	10,689,796	10,538,542	10,538,542	Personnel	10,932,604	0	0
37,052	18,390	26,440	26,440	Contractual Services	29,303	0	0
990,915	1,035,995	1,294,635	1,331,109	Materials & Supplies	1,278,463	0	0
244,565	152,007	0	0	Capital Outlay	0	0	0
11,619,944	11,896,187	11,859,617	11,896,091		12,240,370	0	0
NONDEPARTMENTAL							
769,127	1,530,160	1,480,535	1,628,852	Personnel	2,153,905	0	0
216,101	28,697,377	32,230,370	34,146,679	Contractual Services	35,317,659	0	0
245,508	1,102,575	810,358	813,102	Materials & Supplies	745,403	0	0
0	0	40,000	40,000	Capital Outlay	0	0	0
1,230,736	31,330,112	34,561,263	36,628,633		38,216,967	0	0

FUND 1505: FEDERAL/STATE PROGRAM FUND							
FY16 ACTUAL	FY17 ACTUAL	FY18 ADOPTED	FY18 REVISED	EXPENDITURES BY DEPARTMENT	FY19 PROPOSED	FY19 APPROVED	FY19 ADOPTED
COMMUNITY SERVICES							
38,166	58,148	60,000	60,000	Personnel	0	0	0
198,006	1,844,904	3,100,000	3,100,000	Contractual Services	1,035,000	0	0
2,871	27,962	0	13,500	Materials & Supplies	0	0	0
239,043	1,931,014	3,160,000	3,173,500		1,035,000	0	0
UNAPPROPRIATED BALANCE							
5,347,186	5,029,802	0	0	UNAPPROPRIATED BALANCE	0	0	0
5,347,186	5,029,802	0	0		0	0	0
271,873,327	316,052,412	321,247,734	332,676,352	FUND TOTAL	336,483,350	0	0

FUND 1505: FEDERAL/STATE PROGRAM FUND							
FY16 ACTUAL	FY17 ACTUAL	FY18 ADOPTED	FY18 REVISED	REVENUE DETAIL	FY19 PROPOSED	FY19 APPROVED	FY19 ADOPTED
COUNTY HUMAN SERVICES							
1,323,693	1,106,751	496,956	496,956	50000 - Beg Working Capital	986,285	0	0
4,972,582	2,545,739	3,699,374	3,843,384	50170 - IG-OP-Direct Fed	3,402,811	0	0
14,129,744	13,218,199	13,129,380	14,645,482	50180 - IG-OP-Direct St	15,347,878	0	0
67,330,840	72,648,516	76,043,690	80,317,429	50190 - IG-OP-Fed Thru St	83,307,517	0	0
379,912	221,152	98,110	98,110	50195 - IG-OP-Fed Thru Other	0	0	0
3,645,827	2,879,627	3,702,884	4,100,588	50200 - IG-OP-Other	3,805,163	0	0
1,475,757	2,316,668	1,669,756	1,932,213	50210 - OP-Nongovt'l Prog	2,526,941	0	0
419,015	394,355	269,400	354,830	50220 - Licenses & Fees	354,830	0	0
3,112	689	0	0	50221 - Photocopy Charges	0	0	0
34,460	23,330	34,470	34,470	50235 - Charges For Srvcs	40,470	0	0
165,340	202,455	202,560	202,560	50240 - Property/Space Rntls	203,552	0	0
30	60	0	0	50250 - Sales To The Public	0	0	0
905	772	0	0	50270 - Interest Earnings	0	0	0
9,802	6,805	16,200	16,200	50290 - Dividends & Rebates	10,000	0	0
4,437	1,038	2,000	2,000	50300 - OP-Donations	2,000	0	0
120	0	0	0	50302 - Gen-Donations	0	0	0
30	490	0	0	50310 - Intl Svc Reimburse	0	0	0
85,016	5,288	0	0	50350 - Write Off	0	0	0
847	12,094	0	0	50360 - Misc Revenue	0	0	0
0	0	0	0	50370 - Dept Indirect Rev	0	0	0
93,981,470	95,584,028	99,364,780	106,044,222		109,987,447	0	0

FUND 1505: FEDERAL/STATE PROGRAM FUND

FY16 ACTUAL	FY17 ACTUAL	FY18 ADOPTED	FY18 REVISED	REVENUE DETAIL	FY19 PROPOSED	FY19 APPROVED	FY19 ADOPTED
HEALTH DEPARTMENT							
4,320,089	1,251,094	0	0	50000 - Beg Working Capital	215,067	0	0
19,942,140	21,259,926	20,344,910	20,457,410	50170 - IG-OP-Direct Fed	17,985,897	0	0
34,999,825	41,665,895	38,953,100	39,824,801	50180 - IG-OP-Direct St	43,055,866	0	0
11,596,262	10,712,803	12,037,389	12,473,935	50190 - IG-OP-Fed Thru St	11,535,512	0	0
690,045	474,833	358,358	347,692	50195 - IG-OP-Fed Thru Other	243,525	0	0
1,884,025	2,036,399	3,229,641	3,229,641	50200 - IG-OP-Other	3,926,320	0	0
2,527,877	2,829,718	1,789,232	1,789,232	50210 - OP-Nongovt'l Prog	1,315,722	0	0
724,270	878,021	863,335	863,335	50220 - Licenses & Fees	950,380	0	0
2,978,291	2,841,604	2,608,165	2,572,586	50235 - Charges For Srvc	2,962,082	0	0
62,283,762	64,442,143	53,139,844	53,190,423	50236 - IG-Charges For Srvc	50,717,714	0	0
0	1,295	0	0	50290 - Dividends & Rebates	0	0	0
0	0	0	0	50300 - OP-Donations	0	0	0
0	51,802	0	0	50310 - Intl Svc Reimburse	0	0	0
0	0	0	0	50316 - Svc Rmb Med/Dental	0	0	0
0	0	0	0	50317 - Svc Rmb Life Ins	0	0	0
0	0	0	0	50318 - Svc Rmb LTD	0	0	0
0	0	0	0	50321 - Svc Rmb Ben Admin	0	0	0
0	0	0	0	50330 - Financing Proceeds	0	0	0
-242,736	5,443	0	0	50350 - Write Off	0	0	0
0	35,484	176,882	176,882	50360 - Misc Revenue	180,288	0	0
-14,345,017	-12,977,683	0	0	50400 - Contra Rev RetDisc	0	0	0
0	0	0	0	93004 - Assess All Revenue	0	0	0
127,358,833	135,508,776	133,500,856	134,925,937		133,088,373	0	0

COMMUNITY JUSTICE

553,676	1,836,268	73,582	73,582	50000 - Beg Working Capital	931,402	0	0
980,414	1,037,131	1,010,162	1,511,811	50170 - IG-OP-Direct Fed	1,490,542	0	0
26,170,109	25,681,221	26,888,082	26,555,802	50180 - IG-OP-Direct St	27,561,129	0	0
674,825	960,353	716,658	1,669,075	50190 - IG-OP-Fed Thru St	688,291	0	0
66,226	90,897	79,016	21,320	50195 - IG-OP-Fed Thru Other	0	0	0
429,716	449,165	381,804	381,804	50200 - IG-OP-Other	473,785	0	0
174,753	107,686	218,119	218,119	50210 - OP-Nongovt'l Prog	791,426	0	0
77,694	0	0	0	50235 - Charges For Srvc	0	0	0
480,250	529,662	779,408	779,408	50236 - IG-Charges For Srvc	1,057,898	0	0
2,500	0	0	0	50300 - OP-Donations	0	0	0
0	3,331	0	0	50310 - Intl Svc Reimburse	0	0	0
-77,374	-27,229	0	0	50350 - Write Off	0	0	0
29	0	0	0	50360 - Misc Revenue	0	0	0
0	0	0	0	95104 - Settle All Revenue	0	0	0
29,532,816	30,668,484	30,146,831	31,210,921		32,994,473	0	0

FUND 1505: FEDERAL/STATE PROGRAM FUND

FY16 ACTUAL	FY17 ACTUAL	FY18 ADOPTED	FY18 REVISED	REVENUE DETAIL	FY19 PROPOSED	FY19 APPROVED	FY19 ADOPTED
DISTRICT ATTORNEY							
60,202	66,637	0	0	50000 - Beg Working Capital	30,510	0	0
18,356	0	0	11,930	50170 - IG-OP-Direct Fed	23,860	0	0
3,324,089	3,501,462	3,122,880	3,253,611	50180 - IG-OP-Direct St	4,012,726	0	0
2,881,807	2,959,476	3,476,676	3,476,676	50190 - IG-OP-Fed Thru St	3,668,511	0	0
110,654	243,135	146,696	146,696	50195 - IG-OP-Fed Thru Other	24,000	0	0
70,746	1,082,961	1,574,647	1,574,647	50200 - IG-OP-Other	849,388	0	0
326,996	302,934	302,547	302,547	50210 - OP-Nongovt'l Prog	311,725	0	0
31,191	30,510	30,941	30,941	50220 - Licenses & Fees	0	0	0
0	309	0	0	50300 - OP-Donations	0	0	0
6	239	0	0	50350 - Write Off	0	0	0
0	0	0	0	50370 - Dept Indirect Rev	0	0	0
6,824,047	8,187,661	8,654,387	8,797,048		8,920,720	0	0

SHERIFF

119,899	662,819	110,000	110,000	50000 - Beg Working Capital	100,000	0	0
276,142	382,640	284,564	284,564	50170 - IG-OP-Direct Fed	89,630	0	0
10,574,701	9,776,135	10,375,483	10,375,483	50180 - IG-OP-Direct St	10,810,344	0	0
1,146,942	1,041,118	980,335	1,016,809	50190 - IG-OP-Fed Thru St	959,085	0	0
25,306	131,362	0	0	50195 - IG-OP-Fed Thru Other	158,518	0	0
36,530	6,401	23,000	23,000	50210 - OP-Nongovt'l Prog	30,000	0	0
93,045	83,451	86,235	86,235	50236 - IG-Charges For Srvcs	92,793	0	0
10,163	0	0	0	50280 - Fines & Forfeitures	0	0	0
0	13,000	0	0	50340 - Asset Sale Proceeds	0	0	0
0	0	0	0	50350 - Write Off	0	0	0
36	1	0	0	50360 - Misc Revenue	0	0	0
12,282,763	12,096,926	11,859,617	11,896,091		12,240,370	0	0

FUND 1505: FEDERAL/STATE PROGRAM FUND

FY16 ACTUAL	FY17 ACTUAL	FY18 ADOPTED	FY18 REVISED	REVENUE DETAIL	FY19 PROPOSED	FY19 APPROVED	FY19 ADOPTED
NONDEPARTMENTAL							
73,674	423,617	200,250	200,250	50000 - Beg Working Capital	0	0	0
0	0	78,639	78,639	50113 - Govt Shared-Prog	143,000	0	0
0	1,964,696	2,575,424	2,575,424	50170 - IG-OP-Direct Fed	2,554,254	0	0
1,140,058	2,898,780	1,885,830	3,833,658	50180 - IG-OP-Direct St	4,235,765	0	0
405,556	421,466	273,671	273,671	50190 - IG-OP-Fed Thru St	387,455	0	0
0	2,472,580	1,278,489	1,398,031	50195 - IG-OP-Fed Thru Other	2,039,950	0	0
0	23,265,555	28,065,628	28,065,628	50200 - IG-OP-Other	28,616,543	0	0
7,500	112,993	163,332	163,332	50210 - OP-Nongovt'l Prog	240,000	0	0
15,000	0	0	0	50300 - OP-Donations	0	0	0
0	1,102	40,000	40,000	50302 - Gen-Donations	0	0	0
12,566	0	0	0	50350 - Write Off	0	0	0
0	230	0	0	50360 - Misc Revenue	0	0	0
1,654,353	31,561,020	34,561,263	36,628,633		38,216,967	0	0
OVERALL COUNTY							
0	0	0	0	50000 - Beg Working Capital	0	0	0
0	0	0	0		0	0	0
COUNTY MANAGEMENT							
0	0	0	0	50350 - Write Off	0	0	0
0	0	0	0		0	0	0
COMMUNITY SERVICES							
0	0	0	0	50000 - Beg Working Capital	0	0	0
6,037	0	0	0	50116 - In Lieu Of Tax-Gen	0	0	0
233,006	136,749	60,000	60,000	50180 - IG-OP-Direct St	0	0	0
4,655	51,330	0	0	50190 - IG-OP-Fed Thru St	0	0	0
0	999,183	0	0	50200 - IG-OP-Other	35,000	0	0
0	0	0	13,500	50210 - OP-Nongovt'l Prog	0	0	0
0	0	0	0	50220 - Licenses & Fees	0	0	0
0	1,258,228	3,100,000	3,100,000	50330 - Financing Proceeds	1,000,000	0	0
-4,655	25	0	0	50350 - Write Off	0	0	0
239,043	2,445,515	3,160,000	3,173,500		1,035,000	0	0
271,873,327	316,052,412	321,247,734	332,676,352	FUND TOTAL	336,483,350	0	0

FUND 1506: COUNTY SCHOOL FUND

FY16 ACTUAL	FY17 ACTUAL	FY18 ADOPTED	FY18 REVISED	REVENUE BY CATEGORY AND CLASS	FY19 PROPOSED	FY19 APPROVED	FY19 ADOPTED
25	41	200	200	TOTAL BEGINNING WORKING CAPITAL	200	0	0
TAXES							
47,073	13,467	60,000	60,000	In Lieu of Taxes	0	0	0
47,073	13,467	60,000	60,000		0	0	0
INTERGOVERNMENTAL							
15,007	15,053	20,000	20,000	Federal & State Sources	80,000	0	0
15,007	15,053	20,000	20,000		80,000	0	0
70	74	100	100	TOTAL INTEREST	100	0	0
62,175	28,634	80,300	80,300	FUND TOTAL	80,300	0	0

FUND 1506: COUNTY SCHOOL FUND

FY16 ACTUAL	FY17 ACTUAL	FY18 ADOPTED	FY18 REVISED	EXPENDITURES BY DEPARTMENT	FY19 PROPOSED	FY19 APPROVED	FY19 ADOPTED
NONDEPARTMENTAL							
62,133	28,608	80,300	80,300	Contractual Services	80,300	0	0
62,133	28,608	80,300	80,300		80,300	0	0
UNAPPROPRIATED BALANCE							
41	27	0	0	UNAPPROPRIATED BALANCE	0	0	0
41	27	0	0		0	0	0
62,175	28,634	80,300	80,300	FUND TOTAL	80,300	0	0

FUND 1506: COUNTY SCHOOL FUND

FY16 ACTUAL	FY17 ACTUAL	FY18 ADOPTED	FY18 REVISED	REVENUE DETAIL	FY19 PROPOSED	FY19 APPROVED	FY19 ADOPTED
NONDEPARTMENTAL							
25	41	200	200	50000 - Beg Working Capital	200	0	0
15,007	15,053	20,000	20,000	50112 - Govt Shared-Gen	80,000	0	0
47,073	13,467	60,000	60,000	50117 - In Lieu Of Tax-Prog	0	0	0
0	0	100	100	50270 - Interest Earnings	100	0	0
62,105	28,560	80,300	80,300		80,300	0	0
OVERALL COUNTY							
70	74	0	0	50270 - Interest Earnings	0	0	0
70	74	0	0		0	0	0
62,175	28,634	80,300	80,300	FUND TOTAL	80,300	0	0

FUND 1508: ANIMAL CONTROL FUND

FY16 ACTUAL	FY17 ACTUAL	FY18 ADOPTED	FY18 REVISED	REVENUE BY CATEGORY AND CLASS	FY19 PROPOSED	FY19 APPROVED	FY19 ADOPTED
858,545	533,060	552,073	552,073	TOTAL BEGINNING WORKING CAPITAL	474,417	0	0
LICENSES & PERMITS							
1,387,127	1,658,282	1,981,000	1,981,000	Licenses	1,995,000	0	0
141,840	0	129,000	129,000	Permits	0	0	0
1,528,967	1,658,282	2,110,000	2,110,000		1,995,000	0	0
SERVICE CHARGES							
46,400	7,913	0	0	Services Charges	8,500	0	0
46,400	7,913	0	0		8,500	0	0
3,938	4,315	0	0	TOTAL INTEREST	0	0	0
OTHER							
50,553	43,078	20,000	20,000	Fines/Forfeitures	40,000	0	0
0	0	150,000	150,000	Miscellaneous	0	0	0
3,405	2,177	2,500	2,500	Nongovernmental Grants	5,000	0	0
0	0	0	0	Other Miscellaneous	0	0	0
144,731	239,694	120,000	120,000	Trusts	117,500	0	0
198,689	284,948	292,500	292,500		162,500	0	0
0	0	0	0	TOTAL FINANCING SOURCES	250,000	0	0
2,636,539	2,488,518	2,954,573	2,954,573	FUND TOTAL	2,890,417	0	0

FUND 1508: ANIMAL CONTROL FUND

FY16 ACTUAL	FY17 ACTUAL	FY18 ADOPTED	FY18 REVISED	EXPENDITURES BY DEPARTMENT	FY19 PROPOSED	FY19 APPROVED	FY19 ADOPTED
COMMUNITY SERVICES							
133,993	99,770	208,418	208,418	Personnel	131,325	0	0
164,222	138,585	435,955	435,955	Contractual Services	480,623	0	0
147,312	38,055	147,000	147,000	Materials & Supplies	42,200	0	0
445,527	276,410	791,373	791,373		654,148	0	0
CASH TRANSFERS TO...							
0	0	0	0	Cash Transfer	0	0	0
1,657,951	1,657,427	2,077,000	2,077,000	General Fund	2,002,500	0	0
1,657,951	1,657,427	2,077,000	2,077,000		2,002,500	0	0
CONTINGENCY							
0	0	86,200	86,200	CONTINGENCY	233,769	0	0
0	0	86,200	86,200		233,769	0	0

FUND 1508: ANIMAL CONTROL FUND							
FY16 ACTUAL	FY17 ACTUAL	FY18 ADOPTED	FY18 REVISED	EXPENDITURES BY DEPARTMENT	FY19 PROPOSED	FY19 APPROVED	FY19 ADOPTED
UNAPPROPRIATED BALANCE							
533,060	554,681	0	0	UNAPPROPRIATED BALANCE	0	0	0
533,060	554,681	0	0		0	0	0
2,636,539	2,488,518	2,954,573	2,954,573	FUND TOTAL	2,890,417	0	0

FUND 1508: ANIMAL CONTROL FUND							
FY16 ACTUAL	FY17 ACTUAL	FY18 ADOPTED	FY18 REVISED	REVENUE DETAIL	FY19 PROPOSED	FY19 APPROVED	FY19 ADOPTED
OVERALL COUNTY							
0	7,648	0	0	50000 - Beg Working Capital	0	0	0
0	0	0	0	50270 - Interest Earnings	0	0	0
0	7,648	0	0		0	0	0

COMMUNITY SERVICES							
858,545	525,412	552,073	552,073	50000 - Beg Working Capital	474,417	0	0
1,387,127	1,658,282	1,981,000	1,981,000	50220 - Licenses & Fees	1,995,000	0	0
141,840	0	129,000	129,000	50230 - Permits	0	0	0
46,400	7,913	0	0	50235 - Charges For Srvcs	8,500	0	0
3,938	4,315	0	0	50270 - Interest Earnings	0	0	0
50,553	43,078	20,000	20,000	50280 - Fines & Forfeitures	40,000	0	0
144,731	239,694	120,000	120,000	50300 - OP-Donations	117,500	0	0
3,405	2,177	2,500	2,500	50301 - CAP-Donations	5,000	0	0
0	0	0	0	50320 - Cash Trnsfr Revenue	250,000	0	0
0	0	150,000	150,000	50340 - Asset Sale Proceeds	0	0	0
0	0	0	0	95104 - Settle All Revenue	0	0	0
2,636,539	2,480,870	2,954,573	2,954,573		2,890,417	0	0
2,636,539	2,488,518	2,954,573	2,954,573	FUND TOTAL	2,890,417	0	0

FUND 1509: WILLAMETTE RIVER BRIDGE FUND

FY16 ACTUAL	FY17 ACTUAL	FY18 ADOPTED	FY18 REVISED	REVENUE BY CATEGORY AND CLASS	FY19 PROPOSED	FY19 APPROVED	FY19 ADOPTED
3,679,760	8,352,973	6,590,233	6,590,233	TOTAL BEGINNING WORKING CAPITAL	3,890,966	0	0
INTERGOVERNMENTAL							
0	4,707,630	7,983,993	7,983,993	Federal & State Sources	4,461,892	0	0
7,595,966	5,977,204	6,016,179	6,016,179	State Sources	6,016,179	0	0
7,595,966	10,684,834	14,000,172	14,000,172		10,478,071	0	0
LICENSES & PERMITS							
4,590	102,876	0	0	Permits	0	0	0
4,590	102,876	0	0		0	0	0
SERVICE CHARGES							
38,652	50,000	0	0	Services Charges	0	0	0
38,652	50,000	0	0		0	0	0
0	0	0	0	TOTAL INTEREST	29,898	0	0
OTHER							
284,776	4,545	0	0	Dividends/Refunds	0	0	0
19,368	19,871	0	0	Miscellaneous	0	0	0
0	0	0	0	Other Miscellaneous	0	0	0
4,670	2,454	0	0	Sales	0	0	0
0	0	159,580	159,580	Service Reimbursements	309,580	0	0
308,814	26,870	159,580	159,580		309,580	0	0
3,000,000	0	0	0	TOTAL FINANCING SOURCES	1,025,000	0	0
14,627,781	19,217,553	20,749,985	20,749,985	FUND TOTAL	15,733,515	0	0

FUND 1509: WILLAMETTE RIVER BRIDGE FUND

FY16 ACTUAL	FY17 ACTUAL	FY18 ADOPTED	FY18 REVISED	EXPENDITURES BY DEPARTMENT	FY19 PROPOSED	FY19 APPROVED	FY19 ADOPTED
COMMUNITY SERVICES							
2,958,059	4,343,215	5,457,659	5,457,659	Personnel	5,298,252	0	0
1,232,356	6,783,777	2,713,991	2,713,991	Contractual Services	2,911,076	0	0
1,246,224	1,165,662	2,034,836	2,034,836	Materials & Supplies	2,347,860	0	0
802,818	595,424	7,947,923	7,947,923	Capital Outlay	3,441,200	0	0
525	16,551	0	0	Debt Service	16,200	0	0
6,239,982	12,904,629	18,154,409	18,154,409		14,014,588	0	0

FUND 1509: WILLAMETTE RIVER BRIDGE FUND							
FY16 ACTUAL	FY17 ACTUAL	FY18 ADOPTED	FY18 REVISED	EXPENDITURES BY DEPARTMENT	FY19 PROPOSED	FY19 APPROVED	FY19 ADOPTED
CASH TRANSFERS TO...							
34,826	35,000	35,351	35,351	Asset Replacement Revolving Fund	0	0	0
0	0	0	0	Cash Transfer	0	0	0
0	0	16,200	16,200	Risk Fund	0	0	0
34,826	35,000	51,551	51,551		0	0	0
CONTINGENCY							
0	0	1,000,000	1,000,000	CONTINGENCY	1,718,927	0	0
0	0	1,000,000	1,000,000		1,718,927	0	0
UNAPPROPRIATED BALANCE							
8,352,973	6,277,924	1,544,025	1,544,025	UNAPPROPRIATED BALANCE	0	0	0
8,352,973	6,277,924	1,544,025	1,544,025		0	0	0
14,627,781	19,217,553	20,749,985	20,749,985	FUND TOTAL	15,733,515	0	0
FUND 1509: WILLAMETTE RIVER BRIDGE FUND							
FY16 ACTUAL	FY17 ACTUAL	FY18 ADOPTED	FY18 REVISED	REVENUE DETAIL	FY19 PROPOSED	FY19 APPROVED	FY19 ADOPTED
OVERALL COUNTY							
912,198	1,264,253	0	0	50000 - Beg Working Capital	0	0	0
0	0	0	0	50270 - Interest Earnings	29,898	0	0
912,198	1,264,253	0	0		29,898	0	0
COMMUNITY SERVICES							
2,767,562	7,088,720	6,590,233	6,590,233	50000 - Beg Working Capital	3,890,966	0	0
7,595,966	5,977,204	6,016,179	6,016,179	50180 - IG-OP-Direct St	6,016,179	0	0
0	4,707,630	7,983,993	7,983,993	50190 - IG-OP-Fed Thru St	4,461,892	0	0
4,590	102,876	0	0	50230 - Permits	0	0	0
38,652	50,000	0	0	50235 - Charges For Srvcs	0	0	0
4,670	2,454	0	0	50250 - Sales To The Public	0	0	0
284,776	4,545	0	0	50290 - Dividends & Rebates	0	0	0
0	0	159,580	159,580	50310 - Intl Svc Reimburse	309,580	0	0
3,000,000	0	0	0	50320 - Cash Trnsfr Revenue	1,025,000	0	0
84	19,871	0	0	50350 - Write Off	0	0	0
19,284	0	0	0	50360 - Misc Revenue	0	0	0
0	0	0	0	95104 - Settle All Revenue	0	0	0
13,715,583	17,953,300	20,749,985	20,749,985		15,703,617	0	0
14,627,781	19,217,553	20,749,985	20,749,985	FUND TOTAL	15,733,515	0	0

FUND 1510: LIBRARY FUND

FY16 ACTUAL	FY17 ACTUAL	FY18 ADOPTED	FY18 REVISED	REVENUE BY CATEGORY AND CLASS	FY19 PROPOSED	FY19 APPROVED	FY19 ADOPTED
7,008,505	7,244,602	0	0	0 TOTAL BEGINNING WORKING CAPITAL	0	0	0
TAXES							
68,962	28,354	0	0	Penalty & Interest	0	0	0
145,381	7,926	0	0	Prior Year Taxes	0	0	0
0	0	0	0	Property Taxes	0	0	0
214,342	36,280	0	0		0	0	0
INTERGOVERNMENTAL							
71,002,070	66,074,383	80,063,876	80,063,876	Local Sources	83,268,490	0	0
71,002,070	66,074,383	80,063,876	80,063,876		83,268,490	0	0
LICENSES & PERMITS							
0	0	0	0	Licenses	0	0	0
0	0	0	0		0	0	0
SERVICE CHARGES							
0	0	0	0	Facilities Management	0	0	0
0	0	0	0		0	0	0
21,755	26,065	0	0	0 TOTAL INTEREST	0	0	0
OTHER							
216	50	0	0	Dividends/Refunds	0	0	0
0	0	0	0	Fines/Forfeitures	0	0	0
214	8,722	0	0	Miscellaneous	0	0	0
0	-50	0	0	Nongovernmental Grants	0	0	0
1,000	0	0	0	Other Miscellaneous	0	0	0
0	32	0	0	Sales	0	0	0
35,000	35,000	35,000	35,000	Service Reimbursements	35,000	0	0
36,430	43,754	35,000	35,000		35,000	0	0
78,283,102	73,425,083	80,098,876	80,098,876	FUND TOTAL	83,303,490	0	0

FUND 1510: LIBRARY FUND

FY16 ACTUAL	FY17 ACTUAL	FY18 ADOPTED	FY18 REVISED	EXPENDITURES BY DEPARTMENT	FY19 PROPOSED	FY19 APPROVED	FY19 ADOPTED
LIBRARY							
44,856,133	47,322,032	50,908,365	51,132,704	Personnel	53,478,977	0	0
2,138,077	1,678,364	1,691,163	1,676,357	Contractual Services	1,664,267	0	0
23,995,680	23,832,032	27,499,348	27,289,815	Materials & Supplies	28,140,246	0	0
48,611	108,438	0	0	Capital Outlay	20,000	0	0
71,038,500	72,940,866	80,098,876	80,098,876		83,303,490	0	0

FUND 1510: LIBRARY FUND							
FY16 ACTUAL	FY17 ACTUAL	FY18 ADOPTED	FY18 REVISED	EXPENDITURES BY DEPARTMENT	FY19 PROPOSED	FY19 APPROVED	FY19 ADOPTED
UNAPPROPRIATED BALANCE							
7,244,602	484,217	0	0	UNAPPROPRIATED BALANCE	0	0	0
7,244,602	484,217	0	0		0	0	0
78,283,102	73,425,083	80,098,876	80,098,876	FUND TOTAL	83,303,490	0	0

FUND 1510: LIBRARY FUND							
FY16 ACTUAL	FY17 ACTUAL	FY18 ADOPTED	FY18 REVISED	REVENUE DETAIL	FY19 PROPOSED	FY19 APPROVED	FY19 ADOPTED
LIBRARY							
0	0	0	0	50100 - Prop Taxes-Current	0	0	0
145,381	7,926	0	0	50101 - Prop Taxes-Prior	0	0	0
68,962	28,354	0	0	50103 - Prop Taxes-Interest	0	0	0
71,002,070	66,074,383	80,063,876	80,063,876	50200 - IG-OP-Other	83,268,490	0	0
0	-50	0	0	50210 - OP-Nongovt'l Prog	0	0	0
0	0	0	0	50220 - Licenses & Fees	0	0	0
0	0	0	0	50240 - Property/Space Rntls	0	0	0
0	32	0	0	50250 - Sales To The Public	0	0	0
0	0	0	0	50270 - Interest Earnings	0	0	0
0	0	0	0	50280 - Fines & Forfeitures	0	0	0
216	50	0	0	50290 - Dividends & Rebates	0	0	0
35,000	35,000	35,000	35,000	50310 - Intl Svc Reimburse	35,000	0	0
214	8,722	0	0	50350 - Write Off	0	0	0
0	0	0	0	50360 - Misc Revenue	0	0	0
1,000	0	0	0	95104 - Settle All Revenue	0	0	0
71,252,842	66,154,416	80,098,876	80,098,876		83,303,490	0	0

OVERALL COUNTY							
7,008,505	7,244,602	0	0	50000 - Beg Working Capital	0	0	0
21,755	26,065	0	0	50270 - Interest Earnings	0	0	0
7,030,260	7,270,667	0	0		0	0	0
78,283,102	73,425,083	80,098,876	80,098,876	FUND TOTAL	83,303,490	0	0

FUND 1511: SPECIAL EXCISE TAXES FUND

FY16 ACTUAL	FY17 ACTUAL	FY18 ADOPTED	FY18 REVISED	REVENUE BY CATEGORY AND CLASS	FY19 PROPOSED	FY19 APPROVED	FY19 ADOPTED
13,437	38,389	38,389	38,389	TOTAL BEGINNING WORKING CAPITAL	38,128	0	0
TAXES							
4,858,649	4,976,335	5,946,365	5,946,365	Motor Vehicle Rental Tax	5,590,912	0	0
34,307,764	35,199,631	43,400,000	43,400,000	Transient Lodging Tax	42,591,553	0	0
39,166,413	40,175,966	49,346,365	49,346,365		48,182,465	0	0
6,597	10,036	7,500	7,500	TOTAL INTEREST	8,000	0	0
39,186,447	40,224,391	49,392,254	49,392,254	FUND TOTAL	48,228,593	0	0

FUND 1511: SPECIAL EXCISE TAXES FUND

FY16 ACTUAL	FY17 ACTUAL	FY18 ADOPTED	FY18 REVISED	EXPENDITURES BY DEPARTMENT	FY19 PROPOSED	FY19 APPROVED	FY19 ADOPTED
NONDEPARTMENTAL							
39,148,058	40,186,262	49,392,254	49,392,254	Contractual Services	48,228,593	0	0
39,148,058	40,186,262	49,392,254	49,392,254		48,228,593	0	0
UNAPPROPRIATED BALANCE							
38,389	38,128	0	0	UNAPPROPRIATED BALANCE	0	0	0
38,389	38,128	0	0		0	0	0
39,186,447	40,224,391	49,392,254	49,392,254	FUND TOTAL	48,228,593	0	0

FUND 1511: SPECIAL EXCISE TAXES FUND

FY16 ACTUAL	FY17 ACTUAL	FY18 ADOPTED	FY18 REVISED	REVENUE DETAIL	FY19 PROPOSED	FY19 APPROVED	FY19 ADOPTED
NONDEPARTMENTAL							
13,437	38,389	38,389	38,389	50000 - Beg Working Capital	38,128	0	0
34,307,764	35,199,631	43,400,000	43,400,000	50120 - Trnsient Lodging Tax	42,591,553	0	0
4,858,649	4,976,335	5,946,365	5,946,365	50130 - Motor Veh Rental Tax	5,590,912	0	0
0	0	7,500	7,500	50270 - Interest Earnings	8,000	0	0
39,179,850	40,214,355	49,392,254	49,392,254		48,228,593	0	0
OVERALL COUNTY							
6,597	10,036	0	0	50270 - Interest Earnings	0	0	0
6,597	10,036	0	0		0	0	0
39,186,447	40,224,391	49,392,254	49,392,254	FUND TOTAL	48,228,593	0	0

FUND 1512: LAND CORNER PRESERVATION FUND

FY16 ACTUAL	FY17 ACTUAL	FY18 ADOPTED	FY18 REVISED	REVENUE BY CATEGORY AND CLASS	FY19 PROPOSED	FY19 APPROVED	FY19 ADOPTED
2,242,537	2,889,546	2,850,000	2,850,000	TOTAL BEGINNING WORKING CAPITAL	2,675,000	0	0
INTERGOVERNMENTAL							
2,119	0	0	0	Local Sources	0	0	0
2,119	0	0	0		0	0	0
LICENSES & PERMITS							
0	0	0	0	Licenses	0	0	0
0	0	0	0		0	0	0
SERVICE CHARGES							
219,671	74,308	165,000	165,000	Services Charges	165,000	0	0
219,671	74,308	165,000	165,000		165,000	0	0
14,594	23,876	22,000	22,000	TOTAL INTEREST	35,000	0	0
OTHER							
82	275	0	0	Miscellaneous	0	0	0
0	0	0	0	Other Miscellaneous	0	0	0
1,525,680	1,175,904	950,000	950,000	Sales	950,000	0	0
400	0	180,000	180,000	Service Reimbursements	150,000	0	0
1,526,161	1,176,179	1,130,000	1,130,000		1,100,000	0	0
4,005,081	4,163,909	4,167,000	4,167,000	FUND TOTAL	3,975,000	0	0

FUND 1512: LAND CORNER PRESERVATION FUND

FY16 ACTUAL	FY17 ACTUAL	FY18 ADOPTED	FY18 REVISED	EXPENDITURES BY DEPARTMENT	FY19 PROPOSED	FY19 APPROVED	FY19 ADOPTED
COMMUNITY SERVICES							
813,102	963,639	1,224,595	1,231,991	Personnel	1,310,260	0	0
2,419	1,216	2,000	2,000	Contractual Services	2,000	0	0
254,775	228,467	428,564	421,168	Materials & Supplies	461,905	0	0
45,240	0	60,000	60,000	Capital Outlay	60,000	0	0
1,115,536	1,193,322	1,715,159	1,715,159		1,834,165	0	0
UNAPPROPRIATED BALANCE							
2,889,546	2,970,587	2,451,841	2,451,841	UNAPPROPRIATED BALANCE	2,140,835	0	0
2,889,546	2,970,587	2,451,841	2,451,841		2,140,835	0	0
4,005,081	4,163,909	4,167,000	4,167,000	FUND TOTAL	3,975,000	0	0

FUND 1512: LAND CORNER PRESERVATION FUND

FY16 ACTUAL	FY17 ACTUAL	FY18 ADOPTED	FY18 REVISED	REVENUE DETAIL	FY19 PROPOSED	FY19 APPROVED	FY19 ADOPTED
OVERALL COUNTY							
0	0	2,850,000	2,850,000	50000 - Beg Working Capital	2,675,000	0	0
14,594	23,876	22,000	22,000	50270 - Interest Earnings	35,000	0	0
14,594	23,876	2,872,000	2,872,000		2,710,000	0	0
COMMUNITY SERVICES							
2,242,537	2,889,546	0	0	50000 - Beg Working Capital	0	0	0
2,119	0	0	0	50200 - IG-OP-Other	0	0	0
0	0	0	0	50220 - Licenses & Fees	0	0	0
219,671	74,308	165,000	165,000	50235 - Charges For Srvcs	165,000	0	0
1,525,680	1,175,904	950,000	950,000	50250 - Sales To The Public	950,000	0	0
400	0	180,000	180,000	50310 - Intl Svc Reimburse	150,000	0	0
82	275	0	0	50350 - Write Off	0	0	0
0	0	0	0	95104 - Settle All Revenue	0	0	0
3,990,487	4,140,033	1,295,000	1,295,000		1,265,000	0	0
4,005,081	4,163,909	4,167,000	4,167,000	FUND TOTAL	3,975,000	0	0

FUND 1513: INMATE WELFARE FUND

FY16 ACTUAL	FY17 ACTUAL	FY18 ADOPTED	FY18 REVISED	REVENUE BY CATEGORY AND CLASS	FY19 PROPOSED	FY19 APPROVED	FY19 ADOPTED
12,490	27	0	0	0 TOTAL BEGINNING WORKING CAPITAL	0	0	0
SERVICE CHARGES							
173	0	0	0	Facilities Management	0	0	0
22,457	21,636	22,000	22,000	Services Charges	16,000	0	0
22,630	21,636	22,000	22,000		16,000	0	0
31	152	0	0	0 TOTAL INTEREST	0	0	0
OTHER							
10,417	8,205	10,000	10,000	Fines/Forfeitures	2,500	0	0
1,026,118	939,795	948,190	948,190	Sales	1,031,572	0	0
1,036,535	948,000	958,190	958,190		1,034,072	0	0
1,071,687	969,815	980,190	980,190	FUND TOTAL	1,050,072	0	0

FUND 1513: INMATE WELFARE FUND

FY16 ACTUAL	FY17 ACTUAL	FY18 ADOPTED	FY18 REVISED	EXPENDITURES BY DEPARTMENT	FY19 PROPOSED	FY19 APPROVED	FY19 ADOPTED
COMMUNITY JUSTICE							
0	0	0	0	Materials & Supplies	0	0	0
0	0	0	0		0	0	0
SHERIFF							
367,951	266,581	367,750	367,750	Personnel	384,608	0	0
22,366	37,395	0	0	Contractual Services	0	0	0
681,343	599,336	612,440	612,440	Materials & Supplies	665,464	0	0
1,071,660	903,313	980,190	980,190		1,050,072	0	0
UNAPPROPRIATED BALANCE							
27	66,502	0	0	UNAPPROPRIATED BALANCE	0	0	0
27	66,502	0	0		0	0	0
1,071,687	969,815	980,190	980,190	FUND TOTAL	1,050,072	0	0

FUND 1513: INMATE WELFARE FUND

FY16 ACTUAL	FY17 ACTUAL	FY18 ADOPTED	FY18 REVISED	REVENUE DETAIL	FY19 PROPOSED	FY19 APPROVED	FY19 ADOPTED
SHERIFF							
12,490	27	0	0	50000 - Beg Working Capital	0	0	0
22,457	21,636	22,000	22,000	50235 - Charges For Srvc	16,000	0	0
173	0	0	0	50240 - Property/Space Rntls	0	0	0
1,026,118	939,795	948,190	948,190	50250 - Sales To The Public	1,031,572	0	0
31	0	0	0	50270 - Interest Earnings	0	0	0
10,417	8,205	10,000	10,000	50280 - Fines & Forfeitures	2,500	0	0
1,071,687	969,663	980,190	980,190		1,050,072	0	0
OVERALL COUNTY							
0	152	0	0	50270 - Interest Earnings	0	0	0
0	152	0	0		0	0	0
1,071,687	969,815	980,190	980,190	FUND TOTAL	1,050,072	0	0

FUND 1516: JUSTICE SERVICES SPECIAL OPS FUND

FY16 ACTUAL	FY17 ACTUAL	FY18 ADOPTED	FY18 REVISED	REVENUE BY CATEGORY AND CLASS	FY19 PROPOSED	FY19 APPROVED	FY19 ADOPTED
506,112	702,019	669,838	669,838	TOTAL BEGINNING WORKING CAPITAL	872,123	0	0
INTERGOVERNMENTAL							
0	0	4,700	4,700	Local Sources	0	0	0
-30	19,081	30,000	30,000	State Sources	20,000	0	0
-30	19,081	34,700	34,700		20,000	0	0
LICENSES & PERMITS							
2,231,947	2,144,449	2,446,500	2,370,750	Licenses	2,261,212	0	0
563,565	647,568	685,085	685,085	Permits	594,650	0	0
2,795,512	2,792,017	3,131,585	3,055,835		2,855,862	0	0
SERVICE CHARGES							
1,830,014	1,801,294	2,255,292	2,255,292	IG Charges for Services	2,332,787	0	0
10,848	17,220	75,911	75,911	Services Charges	66,476	0	0
1,840,862	1,818,514	2,331,203	2,331,203		2,399,263	0	0
3,210	7,143	0	0	TOTAL INTEREST	0	0	0
OTHER							
4,853	7,720	10,000	10,000	Dividends/Refunds	0	0	0
1,085,530	1,058,146	1,092,182	1,092,182	Fines/Forfeitures	970,930	0	0
429	11,852	0	0	Miscellaneous	0	0	0
12,200	12,200	0	0	Other Miscellaneous	0	0	0
44,959	20,756	28,000	28,000	Sales	65,000	0	0
265,224	270,865	275,000	275,000	Service Reimbursements	287,320	0	0
0	100	0	0	Trusts	0	0	0
1,413,194	1,381,638	1,405,182	1,405,182		1,323,250	0	0
6,558,859	6,720,412	7,572,508	7,496,758	FUND TOTAL	7,470,498	0	0

FUND 1516: JUSTICE SERVICES SPECIAL OPS FUND

FY16 ACTUAL	FY17 ACTUAL	FY18 ADOPTED	FY18 REVISED	EXPENDITURES BY DEPARTMENT	FY19 PROPOSED	FY19 APPROVED	FY19 ADOPTED
COMMUNITY JUSTICE							
1,777,576	1,641,909	1,902,009	1,837,533	Personnel	1,713,448	0	0
110,140	126,598	167,365	165,511	Contractual Services	156,487	0	0
334,069	353,829	377,826	368,406	Materials & Supplies	387,537	0	0
2,221,786	2,122,336	2,447,200	2,371,450		2,257,472	0	0
DISTRICT ATTORNEY							
0	0	0	0	Personnel	0	0	0
0	0	10,838	10,838	Materials & Supplies	7,123	0	0
0	0	10,838	10,838		7,123	0	0

FUND 1516: JUSTICE SERVICES SPECIAL OPS FUND							
FY16 ACTUAL	FY17 ACTUAL	FY18 ADOPTED	FY18 REVISED	EXPENDITURES BY DEPARTMENT	FY19 PROPOSED	FY19 APPROVED	FY19 ADOPTED
SHERIFF							
3,059,636	3,002,408	3,542,907	3,542,907	Personnel	3,669,072	0	0
244,828	222,280	611,188	611,188	Contractual Services	520,227	0	0
330,591	396,858	960,375	960,375	Materials & Supplies	1,016,604	0	0
0	44,102	0	0	Capital Outlay	0	0	0
3,635,055	3,665,648	5,114,470	5,114,470		5,205,903	0	0
UNAPPROPRIATED BALANCE							
702,019	932,428	0	0	UNAPPROPRIATED BALANCE	0	0	0
702,019	932,428	0	0		0	0	0
6,558,859	6,720,412	7,572,508	7,496,758	FUND TOTAL	7,470,498	0	0

FUND 1516: JUSTICE SERVICES SPECIAL OPS FUND							
FY16 ACTUAL	FY17 ACTUAL	FY18 ADOPTED	FY18 REVISED	REVENUE DETAIL	FY19 PROPOSED	FY19 APPROVED	FY19 ADOPTED
COMMUNITY JUSTICE							
0	0	4,700	4,700	50200 - IG-OP-Other	0	0	0
2,209,916	2,114,355	2,427,000	2,351,250	50220 - Licenses & Fees	2,251,972	0	0
0	110	0	0	50236 - IG-Charges For Srvc	0	0	0
6	0	0	0	50250 - Sales To The Public	0	0	0
6,982	50	5,500	5,500	50280 - Fines & Forfeitures	5,500	0	0
4,853	7,720	10,000	10,000	50290 - Dividends & Rebates	0	0	0
29	137	0	0	50350 - Write Off	0	0	0
0	-35	0	0	50360 - Misc Revenue	0	0	0
2,221,786	2,122,336	2,447,200	2,371,450		2,257,472	0	0
DISTRICT ATTORNEY							
0	1,285	9,838	9,838	50000 - Beg Working Capital	7,123	0	0
6	0	0	0	50270 - Interest Earnings	0	0	0
985	5,838	1,000	1,000	50280 - Fines & Forfeitures	0	0	0
294	0	0	0	50350 - Write Off	0	0	0
1,285	7,123	10,838	10,838		7,123	0	0

FUND 1516: JUSTICE SERVICES SPECIAL OPS FUND

FY16 ACTUAL	FY17 ACTUAL	FY18 ADOPTED	FY18 REVISED	REVENUE DETAIL	FY19 PROPOSED	FY19 APPROVED	FY19 ADOPTED
SHERIFF							
506,112	700,734	660,000	660,000	50000 - Beg Working Capital	865,000	0	0
-30	19,081	30,000	30,000	50180 - IG-OP-Direct St	20,000	0	0
22,031	30,094	19,500	19,500	50220 - Licenses & Fees	9,240	0	0
563,565	647,568	685,085	685,085	50230 - Permits	594,650	0	0
10,848	17,220	75,911	75,911	50235 - Charges For Srvc	66,476	0	0
1,830,014	1,801,184	2,255,292	2,255,292	50236 - IG-Charges For Srvc	2,332,787	0	0
44,953	20,756	28,000	28,000	50250 - Sales To The Public	65,000	0	0
3,204	0	0	0	50270 - Interest Earnings	0	0	0
1,077,563	1,052,258	1,085,682	1,085,682	50280 - Fines & Forfeitures	965,430	0	0
0	100	0	0	50300 - OP-Donations	0	0	0
265,224	270,865	275,000	275,000	50310 - Intl Svc Reimburse	287,320	0	0
0	11,750	0	0	50340 - Asset Sale Proceeds	0	0	0
105	0	0	0	50360 - Misc Revenue	0	0	0
12,200	12,200	0	0	95104 - Settle All Revenue	0	0	0
4,335,789	4,583,810	5,114,470	5,114,470		5,205,903	0	0
OVERALL COUNTY							
0	7,143	0	0	50270 - Interest Earnings	0	0	0
0	7,143	0	0		0	0	0
6,558,859	6,720,412	7,572,508	7,496,758	FUND TOTAL	7,470,498	0	0

FUND 1518: OREGON HISTORICAL SOCIETY LEVY FUND

FY16 ACTUAL	FY17 ACTUAL	FY18 ADOPTED	FY18 REVISED	REVENUE BY CATEGORY AND CLASS	FY19 PROPOSED	FY19 APPROVED	FY19 ADOPTED
14,373	12,578	16,250	16,250	TOTAL BEGINNING WORKING CAPITAL	16,250	0	0
TAXES							
7,428	6,957	8,000	8,000	Penalty & Interest	8,000	0	0
27,771	27,412	46,288	46,288	Prior Year Taxes	49,928	0	0
2,289,510	2,788,109	2,999,248	2,999,248	Property Taxes	3,163,643	0	0
2,324,709	2,822,478	3,053,536	3,053,536		3,221,571	0	0
417	833	3,000	3,000	TOTAL INTEREST	3,000	0	0
2,339,500	2,835,888	3,072,786	3,072,786	FUND TOTAL	3,240,821	0	0

FUND 1518: OREGON HISTORICAL SOCIETY LEVY FUND

FY16 ACTUAL	FY17 ACTUAL	FY18 ADOPTED	FY18 REVISED	EXPENDITURES BY DEPARTMENT	FY19 PROPOSED	FY19 APPROVED	FY19 ADOPTED
NONDEPARTMENTAL							
2,319,422	2,814,950	3,065,286	3,065,286	Contractual Services	3,233,321	0	0
7,500	7,500	7,500	7,500	Materials & Supplies	7,500	0	0
2,326,922	2,822,450	3,072,786	3,072,786		3,240,821	0	0
UNAPPROPRIATED BALANCE							
12,578	13,438	0	0	UNAPPROPRIATED BALANCE	0	0	0
12,578	13,438	0	0		0	0	0
2,339,500	2,835,888	3,072,786	3,072,786	FUND TOTAL	3,240,821	0	0

FUND 1518: OREGON HISTORICAL SOCIETY LEVY FUND

FY16 ACTUAL	FY17 ACTUAL	FY18 ADOPTED	FY18 REVISED	REVENUE DETAIL	FY19 PROPOSED	FY19 APPROVED	FY19 ADOPTED
NONDEPARTMENTAL							
14,373	12,578	16,250	16,250	50000 - Beg Working Capital	16,250	0	0
2,289,510	2,788,109	2,999,248	2,999,248	50100 - Prop Taxes-Current	3,163,643	0	0
27,771	27,412	46,288	46,288	50101 - Prop Taxes-Prior	49,928	0	0
7,428	6,957	8,000	8,000	50103 - Prop Taxes-Interest	8,000	0	0
417	833	3,000	3,000	50270 - Interest Earnings	3,000	0	0
2,339,500	2,835,888	3,072,786	3,072,786		3,240,821	0	0
2,339,500	2,835,888	3,072,786	3,072,786	FUND TOTAL	3,240,821	0	0

FUND 1519: VIDEO LOTTERY FUND

FY16 ACTUAL	FY17 ACTUAL	FY18 ADOPTED	FY18 REVISED	REVENUE BY CATEGORY AND CLASS	FY19 PROPOSED	FY19 APPROVED	FY19 ADOPTED
916,927	1,587,842	861,625	861,625	TOTAL BEGINNING WORKING CAPITAL	979,483	0	0
INTERGOVERNMENTAL							
5,219,159	5,392,905	4,654,250	4,654,250	State Sources	5,125,000	0	0
5,219,159	5,392,905	4,654,250	4,654,250		5,125,000	0	0
1,676	1,424	0	0	TOTAL INTEREST	0	0	0
OTHER							
0	0	0	0	Miscellaneous	0	0	0
0	0	0	0		0	0	0
6,137,761	6,982,170	5,515,875	5,515,875	FUND TOTAL	6,104,483	0	0

FUND 1519: VIDEO LOTTERY FUND

FY16 ACTUAL	FY17 ACTUAL	FY18 ADOPTED	FY18 REVISED	EXPENDITURES BY DEPARTMENT	FY19 PROPOSED	FY19 APPROVED	FY19 ADOPTED
COUNTY HUMAN SERVICES							
1,014,642	0	0	0	Contractual Services	0	0	0
1,014,642	0	0	0		0	0	0
COMMUNITY JUSTICE							
2,269,831	2,240,145	2,201,335	2,201,335	Personnel	2,005,838	0	0
11,418	23,717	76,932	76,932	Contractual Services	76,932	0	0
30,734	12,809	10,755	10,755	Materials & Supplies	9,641	0	0
2,311,982	2,276,671	2,289,022	2,289,022		2,092,411	0	0
NONDEPARTMENTAL							
63,773	63,967	110,200	110,200	Personnel	0	0	0
251,500	2,443,106	1,223,951	1,223,951	Contractual Services	2,390,734	0	0
417,781	433,366	596,596	596,596	Materials & Supplies	568,993	0	0
733,053	2,940,439	1,930,747	1,930,747		2,959,727	0	0
COUNTY MANAGEMENT							
128,863	97,715	137,819	137,819	Personnel	143,626	0	0
0	0	3,000	3,000	Contractual Services	4,374	0	0
35,211	37,653	42,979	42,979	Materials & Supplies	42,021	0	0
164,074	135,368	183,798	183,798		190,021	0	0
COMMUNITY SERVICES							
210,718	318,227	126,883	126,883	Personnel	133,055	0	0
110,458	268,790	403,500	403,500	Contractual Services	202,500	0	0
4,992	14,361	116,500	116,500	Materials & Supplies	14,269	0	0
326,168	601,379	646,883	646,883		349,824	0	0

FUND 1519: VIDEO LOTTERY FUND							
FY16 ACTUAL	FY17 ACTUAL	FY18 ADOPTED	FY18 REVISED	EXPENDITURES BY DEPARTMENT	FY19 PROPOSED	FY19 APPROVED	FY19 ADOPTED
CONTINGENCY							
0	0	465,425	465,425	CONTINGENCY	512,500	0	0
0	0	465,425	465,425		512,500	0	0
UNAPPROPRIATED BALANCE							
1,587,842	1,028,314	0	0	UNAPPROPRIATED BALANCE	0	0	0
1,587,842	1,028,314	0	0		0	0	0
6,137,761	6,982,170	5,515,875	5,515,875	FUND TOTAL	6,104,483	0	0

FUND 1519: VIDEO LOTTERY FUND							
FY16 ACTUAL	FY17 ACTUAL	FY18 ADOPTED	FY18 REVISED	REVENUE DETAIL	FY19 PROPOSED	FY19 APPROVED	FY19 ADOPTED

COMMUNITY JUSTICE							
0	0	0	0	50360 - Misc Revenue	0	0	0
0	0	0	0		0	0	0

OVERALL COUNTY							
916,927	1,587,842	714,742	714,742	50000 - Beg Working Capital	979,483	0	0
5,219,159	5,392,905	4,654,250	4,654,250	50115 - Lottery Revenues	5,125,000	0	0
1,676	1,424	0	0	50270 - Interest Earnings	0	0	0
6,137,761	6,982,170	5,368,992	5,368,992		6,104,483	0	0

COMMUNITY SERVICES							
0	0	146,883	146,883	50000 - Beg Working Capital	0	0	0
0	0	146,883	146,883		0	0	0
6,137,761	6,982,170	5,515,875	5,515,875	FUND TOTAL	6,104,483	0	0

FUND 1521: SUPPORTIVE HOUSING FUND

FY16 ACTUAL	FY17 ACTUAL	FY18 ADOPTED	FY18 REVISED	REVENUE BY CATEGORY AND CLASS	FY19 PROPOSED	FY19 APPROVED	FY19 ADOPTED
INTERGOVERNMENTAL							
0	0	0	0	Local Sources	750,000	0	0
0	0	0	0		750,000	0	0
0	0	0	0	0 TOTAL FINANCING SOURCES	5,000,000	0	0
0	0	0	0	0 FUND TOTAL	5,750,000	0	0

FUND 1521: SUPPORTIVE HOUSING FUND

FY16 ACTUAL	FY17 ACTUAL	FY18 ADOPTED	FY18 REVISED	EXPENDITURES BY DEPARTMENT	FY19 PROPOSED	FY19 APPROVED	FY19 ADOPTED
NONDEPARTMENTAL							
0	0	0	0	Contractual Services	542,196	0	0
0	0	0	0	Materials & Supplies	207,804	0	0
0	0	0	0		750,000	0	0
CONTINGENCY							
0	0	0	0	CONTINGENCY	5,000,000	0	0
0	0	0	0		5,000,000	0	0
0	0	0	0	0 FUND TOTAL	5,750,000	0	0

FUND 1521: SUPPORTIVE HOUSING FUND

FY16 ACTUAL	FY17 ACTUAL	FY18 ADOPTED	FY18 REVISED	REVENUE DETAIL	FY19 PROPOSED	FY19 APPROVED	FY19 ADOPTED
NONDEPARTMENTAL							
0	0	0	0	50200 - IG-OP-Other	750,000	0	0
0	0	0	0		750,000	0	0
OVERALL COUNTY							
0	0	0	0	50320 - Cash Trnsfr Revenue	5,000,000	0	0
0	0	0	0		5,000,000	0	0
0	0	0	0	0 FUND TOTAL	5,750,000	0	0

FUND 2002: CAPITAL DEBT RETIREMENT FUND

FY16 ACTUAL	FY17 ACTUAL	FY18 ADOPTED	FY18 REVISED	REVENUE BY CATEGORY AND CLASS	FY19 PROPOSED	FY19 APPROVED	FY19 ADOPTED
299,850	1,684,003	1,103,953	1,103,953	TOTAL BEGINNING WORKING CAPITAL	5,762,715	0	0
INTERGOVERNMENTAL							
298,985	298,664	298,664	298,664	Federal Sources	298,895	0	0
298,985	298,664	298,664	298,664		298,895	0	0
5,270	7,832	10,000	10,000	TOTAL INTEREST	20,000	0	0
OTHER							
0	303,739	1,500,000	1,500,000	Fines/Forfeitures	1,200,000	0	0
16,700,965	15,815,343	21,341,411	21,341,411	Service Reimbursements	27,063,430	0	0
16,700,965	16,119,082	22,841,411	22,841,411		28,263,430	0	0
1,400,000	0	8,068,986	8,068,986	TOTAL FINANCING SOURCES	786,209	0	0
18,705,069	18,109,581	32,323,014	32,323,014	FUND TOTAL	35,131,249	0	0

FUND 2002: CAPITAL DEBT RETIREMENT FUND

FY16 ACTUAL	FY17 ACTUAL	FY18 ADOPTED	FY18 REVISED	EXPENDITURES BY DEPARTMENT	FY19 PROPOSED	FY19 APPROVED	FY19 ADOPTED
NONDEPARTMENTAL							
1,975	1,000	3,000	3,000	Contractual Services	3,000	0	0
0	0	0	0	Materials & Supplies	0	0	0
17,019,091	17,401,094	32,306,810	32,306,810	Debt Service	31,115,185	0	0
17,021,066	17,402,094	32,309,810	32,309,810		31,118,185	0	0
CASH TRANSFERS TO...							
0	0	0	0	Downtown Courthouse Capital Fund	2,826,830	0	0
0	0	0	0		2,826,830	0	0
UNAPPROPRIATED BALANCE							
1,684,003	707,487	13,204	13,204	UNAPPROPRIATED BALANCE	1,186,234	0	0
1,684,003	707,487	13,204	13,204		1,186,234	0	0
18,705,069	18,109,581	32,323,014	32,323,014	FUND TOTAL	35,131,249	0	0

FUND 2002: CAPITAL DEBT RETIREMENT FUND							
FY16 ACTUAL	FY17 ACTUAL	FY18 ADOPTED	FY18 REVISED	REVENUE DETAIL	FY19 PROPOSED	FY19 APPROVED	FY19 ADOPTED
NONDEPARTMENTAL							
0	0	0	0	50000 - Beg Working Capital	5,762,715	0	0
298,985	298,664	298,664	298,664	50170 - IG-OP-Direct Fed	298,895	0	0
129	334	0	0	50270 - Interest Earnings	20,000	0	0
0	303,739	1,500,000	1,500,000	50280 - Fines & Forfeitures	1,200,000	0	0
16,700,965	15,815,343	21,341,411	21,341,411	50310 - Intl Svc Reimburse	27,063,430	0	0
0	0	0	0	50320 - Cash Trnsfr Revenue	786,209	0	0
17,000,078	16,418,080	23,140,075	23,140,075		35,131,249	0	0
OVERALL COUNTY							
299,850	1,684,003	1,103,953	1,103,953	50000 - Beg Working Capital	0	0	0
5,141	7,498	10,000	10,000	50270 - Interest Earnings	0	0	0
0	0	0	0	50280 - Fines & Forfeitures	0	0	0
1,400,000	0	8,068,986	8,068,986	50320 - Cash Trnsfr Revenue	0	0	0
1,704,991	1,691,501	9,182,939	9,182,939		0	0	0
18,705,069	18,109,581	32,323,014	32,323,014	FUND TOTAL	35,131,249	0	0

FUND 2003: GENERAL OBLIGATION BOND SINKING FUND

FY16 ACTUAL	FY17 ACTUAL	FY18 ADOPTED	FY18 REVISED	REVENUE BY CATEGORY AND CLASS	FY19 PROPOSED	FY19 APPROVED	FY19 ADOPTED
5,947,029	6,036,887	125,000	125,000	TOTAL BEGINNING WORKING CAPITAL	0	0	0
TAXES							
30,774	22,433	0	0	Penalty & Interest	0	0	0
104,328	85,226	0	0	Prior Year Taxes	0	0	0
5,939,828	0	0	0	Property Taxes	0	0	0
6,074,930	107,658	0	0		0	0	0
29,428	11,913	0	0	TOTAL INTEREST	0	0	0
12,051,387	6,156,458	125,000	125,000	FUND TOTAL	0	0	0

FUND 2003: GENERAL OBLIGATION BOND SINKING FUND

FY16 ACTUAL	FY17 ACTUAL	FY18 ADOPTED	FY18 REVISED	EXPENDITURES BY DEPARTMENT	FY19 PROPOSED	FY19 APPROVED	FY19 ADOPTED
NONDEPARTMENTAL							
6,014,500	6,023,100	0	0	Debt Service	0	0	0
6,014,500	6,023,100	0	0		0	0	0
CASH TRANSFERS TO...							
0	0	125,000	125,000	General Fund	0	0	0
0	0	125,000	125,000		0	0	0
UNAPPROPRIATED BALANCE							
6,036,887	133,358	0	0	UNAPPROPRIATED BALANCE	0	0	0
6,036,887	133,358	0	0		0	0	0
12,051,387	6,156,458	125,000	125,000	FUND TOTAL	0	0	0

FUND 2003: GENERAL OBLIGATION BOND SINKING FUND

FY16 ACTUAL	FY17 ACTUAL	FY18 ADOPTED	FY18 REVISED	REVENUE DETAIL	FY19 PROPOSED	FY19 APPROVED	FY19 ADOPTED
NONDEPARTMENTAL							
5,947,029	0	0	0	50000 - Beg Working Capital	0	0	0
5,939,828	0	0	0	50100 - Prop Taxes-Current	0	0	0
104,328	85,226	0	0	50101 - Prop Taxes-Prior	0	0	0
30,774	22,433	0	0	50103 - Prop Taxes-Interest	0	0	0
1,093	101	0	0	50270 - Interest Earnings	0	0	0
12,023,052	107,760	0	0		0	0	0
OVERALL COUNTY							
0	6,036,887	125,000	125,000	50000 - Beg Working Capital	0	0	0

FUND 2003: GENERAL OBLIGATION BOND SINKING FUND

FY16 ACTUAL	FY17 ACTUAL	FY18 ADOPTED	FY18 REVISED	REVENUE DETAIL	FY19 PROPOSED	FY19 APPROVED	FY19 ADOPTED
28,335	11,812	0	0	50270 - Interest Earnings	0	0	0
28,335	6,048,699	125,000	125,000		0	0	0
12,051,387	6,156,458	125,000	125,000	FUND TOTAL	0	0	0

FUND 2004: PERS BOND SINKING FUND

FY16 ACTUAL	FY17 ACTUAL	FY18 ADOPTED	FY18 REVISED	REVENUE BY CATEGORY AND CLASS	FY19 PROPOSED	FY19 APPROVED	FY19 ADOPTED
84,278,632	85,752,149	69,399,945	69,399,945	TOTAL BEGINNING WORKING CAPITAL	46,724,318	0	0
528,515	819,897	589,900	589,900	TOTAL INTEREST	467,244	0	0
OTHER							
21,132,052	29,477,836	22,441,259	22,441,259	Service Reimbursements	27,700,931	0	0
21,132,052	29,477,836	22,441,259	22,441,259		27,700,931	0	0
105,939,199	116,049,882	92,431,104	92,431,104	FUND TOTAL	74,892,493	0	0

FUND 2004: PERS BOND SINKING FUND

FY16 ACTUAL	FY17 ACTUAL	FY18 ADOPTED	FY18 REVISED	EXPENDITURES BY DEPARTMENT	FY19 PROPOSED	FY19 APPROVED	FY19 ADOPTED
NONDEPARTMENTAL							
450	25,000,450	25,010,450	25,010,450	Contractual Services	25,010,450	0	0
20,186,600	21,343,067	22,566,081	22,566,081	Debt Service	23,849,460	0	0
20,187,050	46,343,517	47,576,531	47,576,531		48,859,910	0	0
UNAPPROPRIATED BALANCE							
85,752,149	69,706,365	44,854,573	44,854,573	UNAPPROPRIATED BALANCE	26,032,583	0	0
85,752,149	69,706,365	44,854,573	44,854,573		26,032,583	0	0
105,939,199	116,049,882	92,431,104	92,431,104	FUND TOTAL	74,892,493	0	0

FUND 2004: PERS BOND SINKING FUND

FY16 ACTUAL	FY17 ACTUAL	FY18 ADOPTED	FY18 REVISED	REVENUE DETAIL	FY19 PROPOSED	FY19 APPROVED	FY19 ADOPTED
NONDEPARTMENTAL							
84,278,632	0	0	0	50000 - Beg Working Capital	0	0	0
21,132,052	29,477,836	22,441,259	22,441,259	50310 - Intl Svc Reimburse	27,700,931	0	0
105,410,684	29,477,836	22,441,259	22,441,259		27,700,931	0	0
OVERALL COUNTY							
0	85,752,149	69,399,945	69,399,945	50000 - Beg Working Capital	46,724,318	0	0
528,515	819,897	589,900	589,900	50270 - Interest Earnings	467,244	0	0
528,515	86,572,046	69,989,845	69,989,845		47,191,562	0	0
105,939,199	116,049,882	92,431,104	92,431,104	FUND TOTAL	74,892,493	0	0

FUND 2500: DOWNTOWN COURTHOUSE CAPITAL FUND

FY16 ACTUAL	FY17 ACTUAL	FY18 ADOPTED	FY18 REVISED	REVENUE BY CATEGORY AND CLASS	FY19 PROPOSED	FY19 APPROVED	FY19 ADOPTED
1,032,286	33,414,664	32,313,675	32,313,675	TOTAL BEGINNING WORKING CAPITAL	71,509,462	0	0
INTERGOVERNMENTAL							
7,015,138	7,459,862	96,844,355	96,844,355	State Sources	92,600,000	0	0
7,015,138	7,459,862	96,844,355	96,844,355		92,600,000	0	0
SERVICE CHARGES							
0	5,500	0	0	Facilities Management	0	0	0
0	290,129	0	0	IG Charges for Services	0	0	0
0	295,629	0	0		0	0	0
105,160	265,632	0	0	TOTAL INTEREST	0	0	0
OTHER							
10,000	0	0	0	Dividends/Refunds	0	0	0
0	0	0	0	Fines/Forfeitures	0	0	0
292	31,967	400,000	400,000	Miscellaneous	400,000	0	0
10,055,911	19,814	0	0	Sales	0	0	0
10,066,203	51,781	400,000	400,000		400,000	0	0
29,120,000	19,900,000	112,193,713	112,193,713	TOTAL FINANCING SOURCES	29,324,743	0	0
47,338,788	61,387,568	241,751,743	241,751,743	FUND TOTAL	193,834,205	0	0

FUND 2500: DOWNTOWN COURTHOUSE CAPITAL FUND

FY16 ACTUAL	FY17 ACTUAL	FY18 ADOPTED	FY18 REVISED	EXPENDITURES BY DEPARTMENT	FY19 PROPOSED	FY19 APPROVED	FY19 ADOPTED
COUNTY MANAGEMENT							
0	0	86,534	86,534	Personnel	77,576	0	0
0	0	3,800	3,800	Materials & Supplies	3,800	0	0
0	0	90,334	90,334		81,376	0	0
COUNTY ASSETS							
388,487	456,877	57,047	57,047	Personnel	69,608	0	0
7,627,202	25,637,253	239,506,227	239,506,227	Contractual Services	193,679,591	0	0
182,590	211,027	2,098,135	2,098,135	Materials & Supplies	3,630	0	0
5,725,845	9,143,648	0	0	Capital Outlay	0	0	0
0	1,082,948	0	0	Debt Service	0	0	0
13,924,124	36,531,753	241,661,409	241,661,409		193,752,829	0	0
UNAPPROPRIATED BALANCE							
33,414,664	24,855,815	0	0	UNAPPROPRIATED BALANCE	0	0	0
33,414,664	24,855,815	0	0		0	0	0
47,338,788	61,387,568	241,751,743	241,751,743	FUND TOTAL	193,834,205	0	0

FUND 2500: DOWNTOWN COURTHOUSE CAPITAL FUND

FY16 ACTUAL	FY17 ACTUAL	FY18 ADOPTED	FY18 REVISED	REVENUE DETAIL	FY19 PROPOSED	FY19 APPROVED	FY19 ADOPTED
OVERALL COUNTY							
10,355,295	33,414,664	0	0	50000 - Beg Working Capital	0	0	0
105,160	265,632	0	0	50270 - Interest Earnings	0	0	0
10,460,456	33,680,296	0	0		0	0	0
COUNTY ASSETS							
-9,323,009	0	32,313,675	32,313,675	50000 - Beg Working Capital	71,509,462	0	0
7,015,138	7,459,862	96,844,355	96,844,355	50180 - IG-OP-Direct St	92,600,000	0	0
0	0	400,000	400,000	50215 - CAP-Other Prog	400,000	0	0
0	290,129	0	0	50236 - IG-Charges For Srvcs	0	0	0
0	5,500	0	0	50240 - Property/Space Rntls	0	0	0
10,055,911	19,814	0	0	50250 - Sales To The Public	0	0	0
0	0	0	0	50270 - Interest Earnings	0	0	0
0	0	0	0	50280 - Fines & Forfeitures	0	0	0
10,000	0	0	0	50290 - Dividends & Rebates	0	0	0
28,120,000	19,900,000	18,000,000	18,000,000	50320 - Cash Trnsfr Revenue	16,826,830	0	0
1,000,000	0	94,193,713	94,193,713	50330 - Financing Proceeds	12,497,913	0	0
0	0	0	0	50340 - Asset Sale Proceeds	0	0	0
292	31,967	0	0	50360 - Misc Revenue	0	0	0
36,878,332	27,707,272	241,751,743	241,751,743		193,834,205	0	0
47,338,788	61,387,568	241,751,743	241,751,743	FUND TOTAL	193,834,205	0	0

FUND 2503: ASSET REPLACEMENT REVOLVING FUND

FY16 ACTUAL	FY17 ACTUAL	FY18 ADOPTED	FY18 REVISED	REVENUE BY CATEGORY AND CLASS	FY19 PROPOSED	FY19 APPROVED	FY19 ADOPTED
374,226	411,759	414,735	414,735	TOTAL BEGINNING WORKING CAPITAL	111,102	0	0
2,707	3,241	0	0	TOTAL INTEREST	9,037	0	0
34,826	35,000	35,351	35,351	TOTAL FINANCING SOURCES	0	0	0
411,759	450,001	450,086	450,086	FUND TOTAL	120,139	0	0

FUND 2503: ASSET REPLACEMENT REVOLVING FUND

FY16 ACTUAL	FY17 ACTUAL	FY18 ADOPTED	FY18 REVISED	EXPENDITURES BY DEPARTMENT	FY19 PROPOSED	FY19 APPROVED	FY19 ADOPTED
COUNTY ASSETS							
0	0	450,086	450,086	Capital Outlay	120,139	0	0
0	0	450,086	450,086		120,139	0	0
CASH TRANSFERS TO...							
0	375,000	0	0	Loan Remittance to External Party	0	0	0
0	375,000	0	0		0	0	0
UNAPPROPRIATED BALANCE							
411,759	75,001	0	0	UNAPPROPRIATED BALANCE	0	0	0
411,759	75,001	0	0		0	0	0
411,759	450,001	450,086	450,086	FUND TOTAL	120,139	0	0

FUND 2503: ASSET REPLACEMENT REVOLVING FUND

FY16 ACTUAL	FY17 ACTUAL	FY18 ADOPTED	FY18 REVISED	REVENUE DETAIL	FY19 PROPOSED	FY19 APPROVED	FY19 ADOPTED
OVERALL COUNTY							
374,226	411,759	0	0	50000 - Beg Working Capital	0	0	0
2,182	2,890	0	0	50270 - Interest Earnings	0	0	0
376,408	414,650	0	0		0	0	0
COUNTY ASSETS							
0	0	414,735	414,735	50000 - Beg Working Capital	111,102	0	0
525	351	0	0	50270 - Interest Earnings	9,037	0	0
34,826	35,000	35,351	35,351	50320 - Cash Trnsfr Revenue	0	0	0
35,351	35,351	450,086	450,086		120,139	0	0
411,759	450,001	450,086	450,086	FUND TOTAL	120,139	0	0

FUND 2504: FINANCED PROJECTS FUND

FY16 ACTUAL	FY17 ACTUAL	FY18 ADOPTED	FY18 REVISED	REVENUE BY CATEGORY AND CLASS	FY19 PROPOSED	FY19 APPROVED	FY19 ADOPTED
4,950,058	4,313,736	3,138,900	3,138,900	TOTAL BEGINNING WORKING CAPITAL	2,043,268	0	0
27,784	35,061	0	0	TOTAL INTEREST	0	0	0
4,977,842	4,348,798	3,138,900	3,138,900	FUND TOTAL	2,043,268	0	0

FUND 2504: FINANCED PROJECTS FUND

FY16 ACTUAL	FY17 ACTUAL	FY18 ADOPTED	FY18 REVISED	EXPENDITURES BY DEPARTMENT	FY19 PROPOSED	FY19 APPROVED	FY19 ADOPTED
COUNTY MANAGEMENT							
0	150,315	385,997	385,997	Personnel	220,531	0	0
664,106	157,238	2,752,903	2,752,903	Contractual Services	1,822,737	0	0
0	14,627	0	0	Materials & Supplies	0	0	0
664,106	322,179	3,138,900	3,138,900		2,043,268	0	0
UNAPPROPRIATED BALANCE							
4,313,736	4,026,618	0	0	UNAPPROPRIATED BALANCE	0	0	0
4,313,736	4,026,618	0	0		0	0	0
4,977,842	4,348,798	3,138,900	3,138,900	FUND TOTAL	2,043,268	0	0

FUND 2504: FINANCED PROJECTS FUND

FY16 ACTUAL	FY17 ACTUAL	FY18 ADOPTED	FY18 REVISED	REVENUE DETAIL	FY19 PROPOSED	FY19 APPROVED	FY19 ADOPTED
OVERALL COUNTY							
2,088,043	563,017	0	0	50000 - Beg Working Capital	0	0	0
27,784	35,061	0	0	50270 - Interest Earnings	0	0	0
2,115,827	598,078	0	0		0	0	0
COUNTY MANAGEMENT							
2,862,015	3,750,719	3,138,900	3,138,900	50000 - Beg Working Capital	2,043,268	0	0
2,862,015	3,750,719	3,138,900	3,138,900		2,043,268	0	0
4,977,842	4,348,798	3,138,900	3,138,900	FUND TOTAL	2,043,268	0	0

FUND 2506: LIBRARY CAPITAL CONSTRUCTION FUND

FY16 ACTUAL	FY17 ACTUAL	FY18 ADOPTED	FY18 REVISED	REVENUE BY CATEGORY AND CLASS	FY19 PROPOSED	FY19 APPROVED	FY19 ADOPTED
2,047,574	2,262,269	2,373,044	2,373,044	TOTAL BEGINNING WORKING CAPITAL	2,213,275	0	0
11,483	20,447	0	0	TOTAL INTEREST	0	0	0
OTHER							
3,850	0	0	0	Dividends/Refunds	0	0	0
1,148,728	1,238,163	1,356,274	1,356,274	Service Reimbursements	1,457,122	0	0
1,152,578	1,238,163	1,356,274	1,356,274		1,457,122	0	0
3,211,635	3,520,879	3,729,318	3,729,318	FUND TOTAL	3,670,397	0	0

FUND 2506: LIBRARY CAPITAL CONSTRUCTION FUND

FY16 ACTUAL	FY17 ACTUAL	FY18 ADOPTED	FY18 REVISED	EXPENDITURES BY DEPARTMENT	FY19 PROPOSED	FY19 APPROVED	FY19 ADOPTED
COUNTY ASSETS							
154,376	160,111	0	0	Personnel	0	0	0
291,197	399,889	3,629,318	3,629,318	Contractual Services	3,670,397	0	0
318,946	486,103	100,000	100,000	Materials & Supplies	0	0	0
184,847	8,042	0	0	Capital Outlay	0	0	0
949,366	1,054,146	3,729,318	3,729,318		3,670,397	0	0
UNAPPROPRIATED BALANCE							
2,262,269	2,466,733	0	0	UNAPPROPRIATED BALANCE	0	0	0
2,262,269	2,466,733	0	0		0	0	0
3,211,635	3,520,879	3,729,318	3,729,318	FUND TOTAL	3,670,397	0	0

FUND 2506: LIBRARY CAPITAL CONSTRUCTION FUND

FY16 ACTUAL	FY17 ACTUAL	FY18 ADOPTED	FY18 REVISED	REVENUE DETAIL	FY19 PROPOSED	FY19 APPROVED	FY19 ADOPTED
OVERALL COUNTY							
11,483	20,447	0	0	50270 - Interest Earnings	0	0	0
3,850	0	0	0	50290 - Dividends & Rebates	0	0	0
15,333	20,447	0	0		0	0	0
COUNTY ASSETS							
2,047,574	2,262,269	2,373,044	2,373,044	50000 - Beg Working Capital	2,213,275	0	0
1,148,728	1,238,163	1,356,274	1,356,274	50310 - Intl Svc Reimburse	1,457,122	0	0
3,196,303	3,500,432	3,729,318	3,729,318		3,670,397	0	0
3,211,635	3,520,879	3,729,318	3,729,318	FUND TOTAL	3,670,397	0	0

FUND 2507: CAPITAL IMPROVEMENT FUND

FY16 ACTUAL	FY17 ACTUAL	FY18 ADOPTED	FY18 REVISED	REVENUE BY CATEGORY AND CLASS	FY19 PROPOSED	FY19 APPROVED	FY19 ADOPTED
6,385,135	7,116,624	6,681,519	6,681,519	TOTAL BEGINNING WORKING CAPITAL	18,149,407	0	0
SERVICE CHARGES							
133,640	137,381	1,734,172	1,734,172	IG Charges for Services	1,239,038	0	0
133,640	137,381	1,734,172	1,734,172		1,239,038	0	0
44,127	51,944	35,000	35,000	TOTAL INTEREST	30,000	0	0
OTHER							
0	9,800	0	0	Dividends/Refunds	0	0	0
0	0	518,838	518,838	Miscellaneous	0	0	0
3,671,484	3,993,054	4,931,199	4,931,199	Service Reimbursements	4,897,681	0	0
3,671,484	4,002,853	5,450,037	5,450,037		4,897,681	0	0
1,670,557	7,400,088	9,268,674	9,268,674	TOTAL FINANCING SOURCES	2,273,092	0	0
11,904,944	18,708,891	23,169,402	23,169,402	FUND TOTAL	26,589,218	0	0

FUND 2507: CAPITAL IMPROVEMENT FUND

FY16 ACTUAL	FY17 ACTUAL	FY18 ADOPTED	FY18 REVISED	EXPENDITURES BY DEPARTMENT	FY19 PROPOSED	FY19 APPROVED	FY19 ADOPTED
COUNTY ASSETS							
752,738	590,788	764,273	764,273	Personnel	694,999	0	0
1,707,426	2,928,470	18,773,190	20,235,955	Contractual Services	21,577,819	0	0
2,043,206	2,111,742	3,631,939	2,169,174	Materials & Supplies	4,316,400	0	0
284,845	4,663,974	0	0	Capital Outlay	0	0	0
105	357	0	0	Debt Service	0	0	0
4,788,320	10,295,332	23,169,402	23,169,402		26,589,218	0	0
CASH TRANSFERS TO...							
0	0	0	0	Cash Transfer	0	0	0
0	2,390,766	0	0	Hansen Building Replacement Fund	0	0	0
0	2,390,766	0	0		0	0	0
UNAPPROPRIATED BALANCE							
7,116,624	6,022,793	0	0	UNAPPROPRIATED BALANCE	0	0	0
7,116,624	6,022,793	0	0		0	0	0
11,904,944	18,708,891	23,169,402	23,169,402	FUND TOTAL	26,589,218	0	0

FUND 2507: CAPITAL IMPROVEMENT FUND								
FY16 ACTUAL	FY17 ACTUAL	FY18 ADOPTED	FY18 REVISED	REVENUE DETAIL	FY19 PROPOSED	FY19 APPROVED	FY19 ADOPTED	
OVERALL COUNTY								
44,127	51,944	0	0	50270 - Interest Earnings	0	0	0	0
44,127	51,944	0	0		0	0	0	0
COUNTY MANAGEMENT								
-144,242	0	0	0	50236 - IG-Charges For Srvc	0	0	0	0
-144,242	0	0	0		0	0	0	0
COUNTY ASSETS								
6,385,135	7,116,624	6,681,519	6,681,519	50000 - Beg Working Capital	18,149,407	0	0	0
0	0	0	0	50215 - CAP-Other Prog	0	0	0	0
277,882	137,381	1,734,172	1,734,172	50236 - IG-Charges For Srvc	1,239,038	0	0	0
0	0	35,000	35,000	50270 - Interest Earnings	30,000	0	0	0
0	9,800	0	0	50290 - Dividends & Rebates	0	0	0	0
3,671,484	3,993,054	4,931,199	4,931,199	50310 - Intl Svc Reimburse	4,897,681	0	0	0
1,670,557	7,400,088	4,018,674	4,018,674	50320 - Cash Trnsfr Revenue	2,273,092	0	0	0
0	0	5,250,000	5,250,000	50330 - Financing Proceeds	0	0	0	0
0	0	518,838	518,838	50350 - Write Off	0	0	0	0
12,005,059	18,656,947	23,169,402	23,169,402		26,589,218	0	0	0
11,904,944	18,708,891	23,169,402	23,169,402	FUND TOTAL	26,589,218	0	0	0

FUND 2508: INFORMATION TECHNOLOGY CAPITAL FUND

FY16 ACTUAL	FY17 ACTUAL	FY18 ADOPTED	FY18 REVISED	REVENUE BY CATEGORY AND CLASS	FY19 PROPOSED	FY19 APPROVED	FY19 ADOPTED
0	0	3,847,442	3,847,442	TOTAL BEGINNING WORKING CAPITAL	2,013,021	0	0
0	33,370	0	0	TOTAL INTEREST	0	0	0
OTHER							
0	30	0	0	Miscellaneous	0	0	0
0	30	0	0		0	0	0
0	6,775,319	300,000	300,000	TOTAL FINANCING SOURCES	300,000	0	0
0	6,808,719	4,147,442	4,147,442	FUND TOTAL	2,313,021	0	0

FUND 2508: INFORMATION TECHNOLOGY CAPITAL FUND

FY16 ACTUAL	FY17 ACTUAL	FY18 ADOPTED	FY18 REVISED	EXPENDITURES BY DEPARTMENT	FY19 PROPOSED	FY19 APPROVED	FY19 ADOPTED
COUNTY ASSETS							
0	585,207	0	0	Personnel	178,128	0	0
0	1,325,652	4,147,442	4,147,442	Contractual Services	2,134,893	0	0
0	1,212,807	0	0	Materials & Supplies	0	0	0
0	234,928	0	0	Capital Outlay	0	0	0
0	3,358,594	4,147,442	4,147,442		2,313,021	0	0
UNAPPROPRIATED BALANCE							
0	3,450,125	0	0	UNAPPROPRIATED BALANCE	0	0	0
0	3,450,125	0	0		0	0	0
0	6,808,719	4,147,442	4,147,442	FUND TOTAL	2,313,021	0	0

FUND 2508: INFORMATION TECHNOLOGY CAPITAL FUND

FY16 ACTUAL	FY17 ACTUAL	FY18 ADOPTED	FY18 REVISED	REVENUE DETAIL	FY19 PROPOSED	FY19 APPROVED	FY19 ADOPTED
OVERALL COUNTY							
0	33,370	0	0	50270 - Interest Earnings	0	0	0
0	33,370	0	0		0	0	0
COUNTY ASSETS							
0	0	3,847,442	3,847,442	50000 - Beg Working Capital	2,013,021	0	0
0	6,775,319	300,000	300,000	50320 - Cash Trnsfr Revenue	300,000	0	0
0	30	0	0	50360 - Misc Revenue	0	0	0
0	6,775,349	4,147,442	4,147,442		2,313,021	0	0
0	6,808,719	4,147,442	4,147,442	FUND TOTAL	2,313,021	0	0

FUND 2509: ASSET PRESERVATION FUND

FY16 ACTUAL	FY17 ACTUAL	FY18 ADOPTED	FY18 REVISED	REVENUE BY CATEGORY AND CLASS	FY19 PROPOSED	FY19 APPROVED	FY19 ADOPTED
9,189,726	10,715,866	10,897,341	10,897,341	TOTAL BEGINNING WORKING CAPITAL	7,749,329	0	0
SERVICE CHARGES							
0	0	0	0	IG Charges for Services	16	0	0
0	0	0	0		16	0	0
61,885	91,095	20,000	20,000	TOTAL INTEREST	30,000	0	0
OTHER							
-37,935	0	0	0	Dividends/Refunds	0	0	0
0	1,000	518,838	518,838	Miscellaneous	0	0	0
3,504,112	3,754,057	4,183,265	4,183,265	Service Reimbursements	4,615,884	0	0
3,466,177	3,755,057	4,702,103	4,702,103		4,615,884	0	0
2,306,627	260,604	231,757	231,757	TOTAL FINANCING SOURCES	244,504	0	0
15,024,415	14,822,622	15,851,201	15,851,201	FUND TOTAL	12,639,733	0	0

FUND 2509: ASSET PRESERVATION FUND

FY16 ACTUAL	FY17 ACTUAL	FY18 ADOPTED	FY18 REVISED	EXPENDITURES BY DEPARTMENT	FY19 PROPOSED	FY19 APPROVED	FY19 ADOPTED
COUNTY ASSETS							
687,245	650,792	687,210	687,210	Personnel	686,116	0	0
2,933,283	1,680,767	14,393,542	14,474,736	Contractual Services	11,861,508	0	0
638,362	2,533,803	770,449	689,255	Materials & Supplies	92,109	0	0
49,659	450,475	0	0	Capital Outlay	0	0	0
4,308,549	5,315,837	15,851,201	15,851,201		12,639,733	0	0
UNAPPROPRIATED BALANCE							
10,715,866	9,506,785	0	0	UNAPPROPRIATED BALANCE	0	0	0
10,715,866	9,506,785	0	0		0	0	0
15,024,415	14,822,622	15,851,201	15,851,201	FUND TOTAL	12,639,733	0	0

FUND 2509: ASSET PRESERVATION FUND

FY16 ACTUAL	FY17 ACTUAL	FY18 ADOPTED	FY18 REVISED	REVENUE DETAIL	FY19 PROPOSED	FY19 APPROVED	FY19 ADOPTED
OVERALL COUNTY							
61,885	91,095	0	0	50270 - Interest Earnings	0	0	0
61,885	91,095	0	0		0	0	0

FUND 2509: ASSET PRESERVATION FUND

FY16 ACTUAL	FY17 ACTUAL	FY18 ADOPTED	FY18 REVISED	REVENUE DETAIL	FY19 PROPOSED	FY19 APPROVED	FY19 ADOPTED
COUNTY ASSETS							
9,189,726	10,715,866	10,897,341	10,897,341	50000 - Beg Working Capital	7,749,329	0	0
0	0	0	0	50236 - IG-Charges For Srvcs	16	0	0
0	0	20,000	20,000	50270 - Interest Earnings	30,000	0	0
-37,935	0	0	0	50290 - Dividends & Rebates	0	0	0
3,504,112	3,754,057	4,183,265	4,183,265	50310 - Intl Svc Reimburse	4,615,884	0	0
2,306,627	260,604	231,757	231,757	50320 - Cash Trnsfr Revenue	244,504	0	0
0	1,000	518,838	518,838	50350 - Write Off	0	0	0
14,962,530	14,731,527	15,851,201	15,851,201		12,639,733	0	0
15,024,415	14,822,622	15,851,201	15,851,201	FUND TOTAL	12,639,733	0	0

FUND 2510: HEALTH HEADQUARTERS CAPITAL FUND

FY16 ACTUAL	FY17 ACTUAL	FY18 ADOPTED	FY18 REVISED	REVENUE BY CATEGORY AND CLASS	FY19 PROPOSED	FY19 APPROVED	FY19 ADOPTED
14,030,358	11,337,494	17,376,435	17,376,435	TOTAL BEGINNING WORKING CAPITAL	19,302,186	0	0
77,061	123,214	0	0	TOTAL INTEREST	0	0	0
OTHER							
30,342	16,948,460	9,500,000	9,500,000	Miscellaneous	9,500,000	0	0
30,342	16,948,460	9,500,000	9,500,000		9,500,000	0	0
0	0	51,802,226	51,802,226	TOTAL FINANCING SOURCES	0	0	0
14,137,761	28,409,169	78,678,661	78,678,661	FUND TOTAL	28,802,186	0	0

FUND 2510: HEALTH HEADQUARTERS CAPITAL FUND

FY16 ACTUAL	FY17 ACTUAL	FY18 ADOPTED	FY18 REVISED	EXPENDITURES BY DEPARTMENT	FY19 PROPOSED	FY19 APPROVED	FY19 ADOPTED
COUNTY MANAGEMENT							
0	0	27,327	27,327	Personnel	24,497	0	0
0	0	1,200	1,200	Materials & Supplies	1,200	0	0
0	0	28,527	28,527		25,697	0	0
COUNTY ASSETS							
202,440	286,687	57,047	57,047	Personnel	72,167	0	0
2,555,110	12,094,565	78,593,087	78,593,087	Contractual Services	28,704,322	0	0
42,716	62,015	0	0	Materials & Supplies	0	0	0
0	8,042	0	0	Capital Outlay	0	0	0
2,800,267	12,451,310	78,650,134	78,650,134		28,776,489	0	0
UNAPPROPRIATED BALANCE							
11,337,494	15,957,859	0	0	UNAPPROPRIATED BALANCE	0	0	0
11,337,494	15,957,859	0	0		0	0	0
14,137,761	28,409,169	78,678,661	78,678,661	FUND TOTAL	28,802,186	0	0

FUND 2510: HEALTH HEADQUARTERS CAPITAL FUND

FY16 ACTUAL	FY17 ACTUAL	FY18 ADOPTED	FY18 REVISED	REVENUE DETAIL	FY19 PROPOSED	FY19 APPROVED	FY19 ADOPTED
HEALTH DEPARTMENT							
0	0	0	0	50350 - Write Off	0	0	0
0	0	0	0		0	0	0

FUND 2510: HEALTH HEADQUARTERS CAPITAL FUND

FY16 ACTUAL	FY17 ACTUAL	FY18 ADOPTED	FY18 REVISED	REVENUE DETAIL	FY19 PROPOSED	FY19 APPROVED	FY19 ADOPTED
COUNTY ASSETS							
14,030,358	11,337,494	17,376,435	17,376,435	50000 - Beg Working Capital	19,302,186	0	0
0	16,948,460	9,500,000	9,500,000	50215 - CAP-Other Prog	9,500,000	0	0
77,061	123,214	0	0	50270 - Interest Earnings	0	0	0
0	0	7,000,000	7,000,000	50320 - Cash Trnsfr Revenue	0	0	0
0	0	44,802,226	44,802,226	50330 - Financing Proceeds	0	0	0
30,342	0	0	0	50350 - Write Off	0	0	0
14,137,761	28,409,169	78,678,661	78,678,661		28,802,186	0	0
14,137,761	28,409,169	78,678,661	78,678,661	FUND TOTAL	28,802,186	0	0

FUND 2511: SELLWOOD BRIDGE REPLACEMENT FUND

FY16 ACTUAL	FY17 ACTUAL	FY18 ADOPTED	FY18 REVISED	REVENUE BY CATEGORY AND CLASS	FY19 PROPOSED	FY19 APPROVED	FY19 ADOPTED
56,822,146	18,632,756	16,340,710	16,340,710	TOTAL BEGINNING WORKING CAPITAL	13,112,821	0	0
INTERGOVERNMENTAL							
0	131,086	0	0	Federal & State Sources	0	0	0
454,194	10,552,663	0	0	Local Sources	0	0	0
6,659,341	0	0	0	State Sources	0	0	0
7,113,535	10,683,749	0	0		0	0	0
LICENSES & PERMITS							
12,060,260	12,082,709	12,000,000	12,000,000	Licenses	9,000,000	0	0
12,060,260	12,082,709	12,000,000	12,000,000		9,000,000	0	0
SERVICE CHARGES							
30	126	0	0	Services Charges	0	0	0
30	126	0	0		0	0	0
236,088	113,477	0	0	TOTAL INTEREST	100,000	0	0
OTHER							
0	22,027	0	0	Dividends/Refunds	0	0	0
60	1	0	0	Miscellaneous	0	0	0
60	22,028	0	0		0	0	0
76,232,119	41,534,846	28,340,710	28,340,710	FUND TOTAL	22,212,821	0	0

FUND 2511: SELLWOOD BRIDGE REPLACEMENT FUND

FY16 ACTUAL	FY17 ACTUAL	FY18 ADOPTED	FY18 REVISED	EXPENDITURES BY DEPARTMENT	FY19 PROPOSED	FY19 APPROVED	FY19 ADOPTED
COMMUNITY SERVICES							
2,386,971	960,834	0	0	Personnel	0	0	0
8,722,676	4,240,814	950,000	950,000	Contractual Services	1,500,000	0	0
10,754,303	10,301,270	9,621,150	9,621,150	Materials & Supplies	9,621,400	0	0
35,735,413	11,629,530	17,769,560	17,769,560	Capital Outlay	7,591,421	0	0
57,599,363	27,132,447	28,340,710	28,340,710		18,712,821	0	0
CASH TRANSFERS TO...							
0	0	0	0	Burnside Bridge Fund	3,500,000	0	0
0	0	0	0		3,500,000	0	0
UNAPPROPRIATED BALANCE							
18,632,756	14,402,399	0	0	UNAPPROPRIATED BALANCE	0	0	0
18,632,756	14,402,399	0	0		0	0	0
76,232,119	41,534,846	28,340,710	28,340,710	FUND TOTAL	22,212,821	0	0

FUND 2511: SELLWOOD BRIDGE REPLACEMENT FUND

FY16 ACTUAL	FY17 ACTUAL	FY18 ADOPTED	FY18 REVISED	REVENUE DETAIL	FY19 PROPOSED	FY19 APPROVED	FY19 ADOPTED
COMMUNITY SERVICES							
56,822,146	18,632,756	16,340,710	16,340,710	50000 - Beg Working Capital	13,112,821	0	0
6,659,341	0	0	0	50180 - IG-OP-Direct St	0	0	0
0	131,086	0	0	50190 - IG-OP-Fed Thru St	0	0	0
454,194	10,552,663	0	0	50200 - IG-OP-Other	0	0	0
12,060,260	12,082,709	12,000,000	12,000,000	50220 - Licenses & Fees	9,000,000	0	0
30	126	0	0	50235 - Charges For Srvc	0	0	0
236,088	113,477	0	0	50270 - Interest Earnings	100,000	0	0
0	22,027	0	0	50290 - Dividends & Rebates	0	0	0
0	1	0	0	50350 - Write Off	0	0	0
60	0	0	0	50360 - Misc Revenue	0	0	0
76,232,119	41,534,846	28,340,710	28,340,710		22,212,821	0	0
76,232,119	41,534,846	28,340,710	28,340,710	FUND TOTAL	22,212,821	0	0

FUND 2512: HANSEN BUILDING REPLACEMENT FUND

FY16 ACTUAL	FY17 ACTUAL	FY18 ADOPTED	FY18 REVISED	REVENUE BY CATEGORY AND CLASS	FY19 PROPOSED	FY19 APPROVED	FY19 ADOPTED
0	0	3,364,422	3,364,422	TOTAL BEGINNING WORKING CAPITAL	4,166,405	0	0
0	24,182	0	0	TOTAL INTEREST	0	0	0
0	5,390,766	0	0	TOTAL FINANCING SOURCES	0	0	0
0	5,414,948	3,364,422	3,364,422	FUND TOTAL	4,166,405	0	0

FUND 2512: HANSEN BUILDING REPLACEMENT FUND

FY16 ACTUAL	FY17 ACTUAL	FY18 ADOPTED	FY18 REVISED	EXPENDITURES BY DEPARTMENT	FY19 PROPOSED	FY19 APPROVED	FY19 ADOPTED
COUNTY ASSETS							
0	54,894	3,364,422	3,364,422	Contractual Services	4,166,405	0	0
0	1,245,167	0	0	Capital Outlay	0	0	0
0	1,300,061	3,364,422	3,364,422		4,166,405	0	0
UNAPPROPRIATED BALANCE							
0	4,114,887	0	0	UNAPPROPRIATED BALANCE	0	0	0
0	4,114,887	0	0		0	0	0
0	5,414,948	3,364,422	3,364,422	FUND TOTAL	4,166,405	0	0

FUND 2512: HANSEN BUILDING REPLACEMENT FUND

FY16 ACTUAL	FY17 ACTUAL	FY18 ADOPTED	FY18 REVISED	REVENUE DETAIL	FY19 PROPOSED	FY19 APPROVED	FY19 ADOPTED
COUNTY ASSETS							
0	0	3,364,422	3,364,422	50000 - Beg Working Capital	4,166,405	0	0
0	24,182	0	0	50270 - Interest Earnings	0	0	0
0	5,390,766	0	0	50320 - Cash Trnsfr Revenue	0	0	0
0	5,414,948	3,364,422	3,364,422		4,166,405	0	0
0	5,414,948	3,364,422	3,364,422	FUND TOTAL	4,166,405	0	0

FUND 2513: ERP PROJECT FUND

FY16 ACTUAL	FY17 ACTUAL	FY18 ADOPTED	FY18 REVISED	REVENUE BY CATEGORY AND CLASS	FY19 PROPOSED	FY19 APPROVED	FY19 ADOPTED
0	0	0	0	0 TOTAL BEGINNING WORKING CAPITAL	19,849,934	0	0
0	0	41,300,000	41,300,000	TOTAL FINANCING SOURCES	0	0	0
0	0	41,300,000	41,300,000	FUND TOTAL	19,849,934	0	0

FUND 2513: ERP PROJECT FUND

FY16 ACTUAL	FY17 ACTUAL	FY18 ADOPTED	FY18 REVISED	EXPENDITURES BY DEPARTMENT	FY19 PROPOSED	FY19 APPROVED	FY19 ADOPTED
COUNTY MANAGEMENT							
0	0	0	0	Personnel	2,007,629	0	0
0	0	0	0	Contractual Services	115,000	0	0
0	0	0	0	Materials & Supplies	150,760	0	0
0	0	0	0		2,273,389	0	0
COUNTY ASSETS							
0	0	190,365	190,365	Personnel	592,914	0	0
0	0	37,109,635	37,109,635	Contractual Services	16,855,357	0	0
0	0	4,000,000	4,000,000	Materials & Supplies	128,274	0	0
0	0	41,300,000	41,300,000		17,576,545	0	0
0	0	41,300,000	41,300,000	FUND TOTAL	19,849,934	0	0

FUND 2513: ERP PROJECT FUND

FY16 ACTUAL	FY17 ACTUAL	FY18 ADOPTED	FY18 REVISED	REVENUE DETAIL	FY19 PROPOSED	FY19 APPROVED	FY19 ADOPTED
COUNTY ASSETS							
0	0	0	0	50000 - Beg Working Capital	19,849,934	0	0
0	0	41,300,000	41,300,000	50330 - Financing Proceeds	0	0	0
0	0	41,300,000	41,300,000		19,849,934	0	0
0	0	41,300,000	41,300,000	FUND TOTAL	19,849,934	0	0

FUND 2515: BURNSIDE BRIDGE

FY16 ACTUAL	FY17 ACTUAL	FY18 ADOPTED	FY18 REVISED	REVENUE BY CATEGORY AND CLASS	FY19 PROPOSED	FY19 APPROVED	FY19 ADOPTED
LICENSES & PERMITS							
0	0	0	0	Licenses	2,500,000	0	0
0	0	0	0		2,500,000	0	0
0	0	0	0	0 TOTAL FINANCING SOURCES	3,500,000	0	0
0	0	0	0	0 FUND TOTAL	6,000,000	0	0

FUND 2515: BURNSIDE BRIDGE

FY16 ACTUAL	FY17 ACTUAL	FY18 ADOPTED	FY18 REVISED	EXPENDITURES BY DEPARTMENT	FY19 PROPOSED	FY19 APPROVED	FY19 ADOPTED
COMMUNITY SERVICES							
0	0	0	0	Contractual Services	6,000,000	0	0
0	0	0	0		6,000,000	0	0
0	0	0	0	0 FUND TOTAL	6,000,000	0	0

FUND 2515: BURNSIDE BRIDGE

FY16 ACTUAL	FY17 ACTUAL	FY18 ADOPTED	FY18 REVISED	REVENUE DETAIL	FY19 PROPOSED	FY19 APPROVED	FY19 ADOPTED
COMMUNITY SERVICES							
0	0	0	0	50220 - Licenses & Fees	2,500,000	0	0
0	0	0	0	50320 - Cash Trnsfr Revenue	3,500,000	0	0
0	0	0	0		6,000,000	0	0
0	0	0	0	0 FUND TOTAL	6,000,000	0	0

FUND 3002: BEHAVIORAL HEALTH MANAGED CARE FUND

FY16 ACTUAL	FY17 ACTUAL	FY18 ADOPTED	FY18 REVISED	REVENUE BY CATEGORY AND CLASS	FY19 PROPOSED	FY19 APPROVED	FY19 ADOPTED
17,755,790	2,700,072	0	0	TOTAL BEGINNING WORKING CAPITAL	0	0	0
INTERGOVERNMENTAL							
61,699,538	34,766,533	35,322,092	35,322,092	Federal & State Sources	48,644,194	0	0
61,699,538	34,766,533	35,322,092	35,322,092		48,644,194	0	0
SERVICE CHARGES							
0	0	0	0	IG Charges for Services	0	0	0
0	0	0	0		0	0	0
87,743	35,779	0	0	TOTAL INTEREST	0	0	0
OTHER							
723,442	733,736	0	0	Miscellaneous	0	0	0
723,442	733,736	0	0		0	0	0
80,266,513	38,236,121	35,322,092	35,322,092	FUND TOTAL	48,644,194	0	0

FUND 3002: BEHAVIORAL HEALTH MANAGED CARE FUND

FY16 ACTUAL	FY17 ACTUAL	FY18 ADOPTED	FY18 REVISED	EXPENDITURES BY DEPARTMENT	FY19 PROPOSED	FY19 APPROVED	FY19 ADOPTED
COUNTY HUMAN SERVICES							
0	0	0	0	Personnel	0	0	0
0	0	0	0	Contractual Services	0	0	0
0	0	0	0	Materials & Supplies	0	0	0
0	0	0	0		0	0	0
HEALTH DEPARTMENT							
6,814,267	8,813,434	9,705,266	9,705,266	Personnel	13,411,451	0	0
63,046,157	21,319,029	22,793,116	22,793,116	Contractual Services	30,985,641	0	0
7,706,016	3,061,762	2,823,710	2,823,710	Materials & Supplies	4,247,102	0	0
77,566,440	33,194,226	35,322,092	35,322,092		48,644,194	0	0
UNAPPROPRIATED BALANCE							
2,700,072	5,041,894	0	0	UNAPPROPRIATED BALANCE	0	0	0
2,700,072	5,041,894	0	0		0	0	0
80,266,513	38,236,121	35,322,092	35,322,092	FUND TOTAL	48,644,194	0	0

FUND 3002: BEHAVIORAL HEALTH MANAGED CARE FUND							
FY16 ACTUAL	FY17 ACTUAL	FY18 ADOPTED	FY18 REVISED	REVENUE DETAIL	FY19 PROPOSED	FY19 APPROVED	FY19 ADOPTED
HEALTH DEPARTMENT							
17,755,790	2,700,072	0	0	50000 - Beg Working Capital	0	0	0
61,699,538	34,766,533	35,322,092	35,322,092	50195 - IG-OP-Fed Thru Other	48,644,194	0	0
0	0	0	0	50236 - IG-Charges For Srvc	0	0	0
723,442	21,380	0	0	50350 - Write Off	0	0	0
0	712,356	0	0	50360 - Misc Revenue	0	0	0
80,178,770	38,200,341	35,322,092	35,322,092		48,644,194	0	0
OVERALL COUNTY							
87,743	35,779	0	0	50270 - Interest Earnings	0	0	0
87,743	35,779	0	0		0	0	0
80,266,513	38,236,121	35,322,092	35,322,092	FUND TOTAL	48,644,194	0	0

FUND 3500: RISK MANAGEMENT FUND

FY16 ACTUAL	FY17 ACTUAL	FY18 ADOPTED	FY18 REVISED	REVENUE BY CATEGORY AND CLASS	FY19 PROPOSED	FY19 APPROVED	FY19 ADOPTED
56,103,399	54,895,830	55,000,000	55,000,000	TOTAL BEGINNING WORKING CAPITAL	59,250,000	0	0
INTERGOVERNMENTAL							
0	6,086	0	0	Local Sources	0	0	0
2,385	70	0	0	State Sources	0	0	0
2,385	6,156	0	0		0	0	0
LICENSES & PERMITS							
4,405	2,451	0	0	Licenses	0	0	0
4,405	2,451	0	0		0	0	0
SERVICE CHARGES							
28,371	40,963	0	0	Facilities Management	0	0	0
16,975	18,197	20,400	20,400	Services Charges	20,400	0	0
45,346	59,160	20,400	20,400		20,400	0	0
371,566	539,510	325,000	325,000	TOTAL INTEREST	963,061	0	0
OTHER							
1,165,022	585,092	545,000	545,000	Dividends/Refunds	625,000	0	0
56,987	28,808	0	0	Fines/Forfeitures	0	0	0
511	23,484	0	0	Miscellaneous	1,025,000	0	0
9,080,257	9,221,232	9,286,466	9,286,466	Other Miscellaneous	10,990,680	0	0
93,685,222	101,905,684	107,647,764	109,511,752	Service Reimbursements	115,013,367	0	0
103,987,999	111,764,301	117,479,230	119,343,218		127,654,047	0	0
0	0	16,200	16,200	TOTAL FINANCING SOURCES	0	0	0
160,515,101	167,267,408	172,840,830	174,704,818	FUND TOTAL	187,887,508	0	0

FUND 3500: RISK MANAGEMENT FUND

FY16 ACTUAL	FY17 ACTUAL	FY18 ADOPTED	FY18 REVISED	EXPENDITURES BY DEPARTMENT	FY19 PROPOSED	FY19 APPROVED	FY19 ADOPTED
NONDEPARTMENTAL							
3,881,024	4,235,788	4,632,000	4,632,000	Personnel	4,962,671	0	0
19,626	29,184	35,000	35,000	Contractual Services	35,000	0	0
630,276	646,927	830,825	830,825	Materials & Supplies	854,029	0	0
9,418	0	0	0	Capital Outlay	0	0	0
4,540,344	4,911,899	5,497,825	5,497,825		5,851,700	0	0

FUND 3500: RISK MANAGEMENT FUND							
FY16 ACTUAL	FY17 ACTUAL	FY18 ADOPTED	FY18 REVISED	EXPENDITURES BY DEPARTMENT	FY19 PROPOSED	FY19 APPROVED	FY19 ADOPTED
COUNTY MANAGEMENT							
4,518,851	4,346,748	4,372,524	4,372,524	Personnel	4,421,069	0	0
1,987,038	1,999,173	2,047,822	2,047,822	Contractual Services	2,017,610	0	0
91,558,446	99,817,475	105,597,659	107,461,647	Materials & Supplies	114,359,068	0	0
12,810	0	0	0	Capital Outlay	0	0	0
1,783	0	0	0	Debt Service	0	0	0
98,078,927	106,163,395	112,018,005	113,881,993		120,797,747	0	0
CASH TRANSFERS TO...							
0	0	0	0	Cash Transfer	0	0	0
0	0	0	1,500,000	Internal Loan Remittances	0	0	0
3,000,000	0	0	0	Willamette River Bridge Fund	1,025,000	0	0
3,000,000	0	0	1,500,000		1,025,000	0	0
CONTINGENCY							
0	0	15,000,000	13,500,000	CONTINGENCY	3,213,061	0	0
0	0	15,000,000	13,500,000		3,213,061	0	0
UNAPPROPRIATED BALANCE							
54,895,830	56,192,114	40,325,000	40,325,000	UNAPPROPRIATED BALANCE	57,000,000	0	0
54,895,830	56,192,114	40,325,000	40,325,000		57,000,000	0	0
160,515,101	167,267,408	172,840,830	174,704,818	FUND TOTAL	187,887,508	0	0

FUND 3500: RISK MANAGEMENT FUND							
FY16 ACTUAL	FY17 ACTUAL	FY18 ADOPTED	FY18 REVISED	REVENUE DETAIL	FY19 PROPOSED	FY19 APPROVED	FY19 ADOPTED
NONDEPARTMENTAL							
0	70	0	0	50180 - IG-OP-Direct St	0	0	0
0	6,086	0	0	50200 - IG-OP-Other	0	0	0
3,880	1,901	0	0	50220 - Licenses & Fees	0	0	0
0	1,242	0	0	50235 - Charges For Srvc	0	0	0
0	3	0	0	50280 - Fines & Forfeitures	0	0	0
145,072	0	0	0	50290 - Dividends & Rebates	0	0	0
4,689,404	4,933,275	5,497,825	5,497,825	50322 - Service Reimbursement County Atty	5,851,700	0	0
19	226	0	0	50350 - Write Off	0	0	0
248	0	0	0	50360 - Misc Revenue	0	0	0
4,838,622	4,942,803	5,497,825	5,497,825		5,851,700	0	0

FUND 3500: RISK MANAGEMENT FUND

FY16 ACTUAL	FY17 ACTUAL	FY18 ADOPTED	FY18 REVISED	REVENUE DETAIL	FY19 PROPOSED	FY19 APPROVED	FY19 ADOPTED
OVERALL COUNTY							
56,103,399	54,895,830	55,000,000	55,000,000	50000 - Beg Working Capital	59,250,000	0	0
371,566	539,510	325,000	325,000	50270 - Interest Earnings	963,061	0	0
0	0	16,200	16,200	50320 - Cash Trnsfr Revenue	0	0	0
0	0	0	0	50360 - Misc Revenue	1,025,000	0	0
56,474,966	55,435,340	55,341,200	55,341,200		61,238,061	0	0
COUNTY MANAGEMENT							
2,385	0	0	0	50180 - IG-OP-Direct St	0	0	0
525	550	0	0	50220 - Licenses & Fees	0	0	0
16,975	16,955	20,400	20,400	50235 - Charges For Srvc	20,400	0	0
28,371	40,963	0	0	50240 - Property/Space Rntls	0	0	0
56,987	28,805	0	0	50280 - Fines & Forfeitures	0	0	0
1,019,951	585,092	545,000	545,000	50290 - Dividends & Rebates	625,000	0	0
4,128,040	4,064,922	4,174,760	4,174,760	50291 - Retiree/COBRA Prem	5,828,832	0	0
4,952,217	5,156,310	5,111,706	5,111,706	50292 - Employee Bnft Cntrbt	5,161,848	0	0
1,755	2,340	225,975	225,975	50310 - Intl Svc Reimburse	225,975	0	0
3,124,828	3,230,904	3,525,985	3,525,985	50311 - Svc Rmb Insur Liab	3,841,799	0	0
4,384,278	4,553,043	4,474,528	4,474,528	50312 - Svc Rmb Work Comp	3,293,099	0	0
6,797,643	7,114,868	7,079,718	7,079,718	50313 - Svc Rmb Ret Hlth Ins	7,079,497	0	0
0	52,061	0	0	50314 - Svc Rmb EAP	0	0	0
865,942	904,393	969,886	969,886	50315 - Svc Rmb Unemp Insur	969,886	0	0
68,832,580	75,876,934	79,874,907	81,738,895	50316 - Svc Rmb Med/Dental	86,530,307	0	0
492,606	510,720	504,362	504,362	50317 - Svc Rmb Life Ins	766,090	0	0
1,143,379	1,201,853	1,903,355	1,903,355	50318 - Svc Rmb LTD	2,124,972	0	0
3,352,808	3,525,293	3,591,223	3,591,223	50321 - Svc Rmb Ben Admin	4,330,042	0	0
0	0	0	0	50335 - Premium on LT Debt	0	0	0
36	21,484	0	0	50350 - Write Off	0	0	0
209	1,774	0	0	50360 - Misc Revenue	0	0	0
0	0	0	0	95104 - Settle All Revenue	0	0	0
99,201,513	106,889,265	112,001,805	113,865,793		120,797,747	0	0
160,515,101	167,267,408	172,840,830	174,704,818	FUND TOTAL	187,887,508	0	0

FUND 3501: FLEET MANAGEMENT FUND

FY16 ACTUAL	FY17 ACTUAL	FY18 ADOPTED	FY18 REVISED	REVENUE BY CATEGORY AND CLASS	FY19 PROPOSED	FY19 APPROVED	FY19 ADOPTED
4,024,088	4,555,381	5,555,992	5,555,992	TOTAL BEGINNING WORKING CAPITAL	842,978	0	0
SERVICE CHARGES							
16,321	1,225	15,000	15,000	IG Charges for Services	15,000	0	0
23,554	0	0	0	Miscellaneous	0	0	0
39,875	1,225	15,000	15,000		15,000	0	0
24,275	39,373	0	0	TOTAL INTEREST	26,000	0	0
OTHER							
53,780	18,588	80,000	80,000	Dividends/Refunds	35,000	0	0
0	1,417	0	0	Fines/Forfeitures	0	0	0
327,849	115,385	39,430	39,430	Miscellaneous	0	0	0
9,735	31,797	0	0	Sales	0	0	0
5,803,138	6,451,497	4,949,296	4,949,296	Service Reimbursements	5,241,404	0	0
6,194,501	6,618,684	5,068,726	5,068,726		5,276,404	0	0
250,000	0	0	0	TOTAL FINANCING SOURCES	0	0	0
10,532,739	11,214,664	10,639,718	10,639,718	FUND TOTAL	6,160,382	0	0

FUND 3501: FLEET MANAGEMENT FUND

FY16 ACTUAL	FY17 ACTUAL	FY18 ADOPTED	FY18 REVISED	EXPENDITURES BY DEPARTMENT	FY19 PROPOSED	FY19 APPROVED	FY19 ADOPTED
COUNTY ASSETS							
1,072,520	1,077,475	1,259,897	1,259,897	Personnel	1,369,161	0	0
410,794	443,228	405,188	405,188	Contractual Services	402,000	0	0
2,278,068	2,921,879	3,399,074	3,399,074	Materials & Supplies	3,576,259	0	0
2,215,976	993,739	557,559	557,559	Capital Outlay	350,140	0	0
5,977,358	5,436,322	5,621,718	5,621,718		5,697,560	0	0
CASH TRANSFERS TO...							
0	0	4,768,000	4,768,000	Fleet Asset Replacement Fund	462,822	0	0
0	0	250,000	250,000	Road Fund	0	0	0
0	0	5,018,000	5,018,000		462,822	0	0
UNAPPROPRIATED BALANCE							
4,555,381	5,778,342	0	0	UNAPPROPRIATED BALANCE	0	0	0
4,555,381	5,778,342	0	0		0	0	0
10,532,739	11,214,664	10,639,718	10,639,718	FUND TOTAL	6,160,382	0	0

FUND 3501: FLEET MANAGEMENT FUND							
FY16 ACTUAL	FY17 ACTUAL	FY18 ADOPTED	FY18 REVISED	REVENUE DETAIL	FY19 PROPOSED	FY19 APPROVED	FY19 ADOPTED
OVERALL COUNTY							
4,024,088	0	5,018,000	5,018,000	50000 - Beg Working Capital	0	0	0
24,275	39,373	0	0	50270 - Interest Earnings	0	0	0
4,048,363	39,373	5,018,000	5,018,000		0	0	0
COUNTY ASSETS							
0	4,555,381	537,992	537,992	50000 - Beg Working Capital	842,978	0	0
16,321	1,225	15,000	15,000	50236 - IG-Charges For Srvcs	15,000	0	0
23,554	0	0	0	50241 - Motor Pool Parking	0	0	0
9,735	31,797	0	0	50250 - Sales To The Public	0	0	0
0	0	0	0	50270 - Interest Earnings	26,000	0	0
0	1,417	0	0	50280 - Fines & Forfeitures	0	0	0
53,780	18,588	80,000	80,000	50290 - Dividends & Rebates	35,000	0	0
5,803,138	6,451,497	4,949,296	4,949,296	50310 - Intl Svc Reimburse	5,241,404	0	0
250,000	0	0	0	50320 - Cash Trnsfr Revenue	0	0	0
327,582	114,150	0	0	50340 - Asset Sale Proceeds	0	0	0
267	1,235	0	0	50350 - Write Off	0	0	0
0	0	39,430	39,430	50360 - Misc Revenue	0	0	0
6,484,376	11,175,291	5,621,718	5,621,718		6,160,382	0	0
10,532,739	11,214,664	10,639,718	10,639,718	FUND TOTAL	6,160,382	0	0

FUND 3502: FLEET ASSET REPLACEMENT FUND

FY16 ACTUAL	FY17 ACTUAL	FY18 ADOPTED	FY18 REVISED	REVENUE BY CATEGORY AND CLASS	FY19 PROPOSED	FY19 APPROVED	FY19 ADOPTED
0	0	0	0	0 TOTAL BEGINNING WORKING CAPITAL	4,333,045	0	0
0	0	21,550	21,550	TOTAL INTEREST	25,000	0	0
<i>OTHER</i>							
0	0	2,010,944	2,010,944	Service Reimbursements	2,513,636	0	0
0	0	2,010,944	2,010,944		2,513,636	0	0
0	0	4,768,000	4,768,000	TOTAL FINANCING SOURCES	462,822	0	0
0	0	6,800,494	6,800,494	FUND TOTAL	7,334,503	0	0

FUND 3502: FLEET ASSET REPLACEMENT FUND

FY16 ACTUAL	FY17 ACTUAL	FY18 ADOPTED	FY18 REVISED	EXPENDITURES BY DEPARTMENT	FY19 PROPOSED	FY19 APPROVED	FY19 ADOPTED
<i>COUNTY ASSETS</i>							
0	0	6,800,494	6,800,494	Capital Outlay	7,334,503	0	0
0	0	6,800,494	6,800,494		7,334,503	0	0
0	0	6,800,494	6,800,494	FUND TOTAL	7,334,503	0	0

FUND 3502: FLEET ASSET REPLACEMENT FUND

FY16 ACTUAL	FY17 ACTUAL	FY18 ADOPTED	FY18 REVISED	REVENUE DETAIL	FY19 PROPOSED	FY19 APPROVED	FY19 ADOPTED
<i>COUNTY ASSETS</i>							
0	0	0	0	50000 - Beg Working Capital	4,333,045	0	0
0	0	21,550	21,550	50270 - Interest Earnings	25,000	0	0
0	0	2,010,944	2,010,944	50310 - Intl Svc Reimburse	2,513,636	0	0
0	0	4,768,000	4,768,000	50320 - Cash Trnsfr Revenue	462,822	0	0
0	0	6,800,494	6,800,494		7,334,503	0	0
0	0	6,800,494	6,800,494	FUND TOTAL	7,334,503	0	0

FUND 3503: INFORMATION TECHNOLOGY FUND

FY16 ACTUAL	FY17 ACTUAL	FY18 ADOPTED	FY18 REVISED	REVENUE BY CATEGORY AND CLASS	FY19 PROPOSED	FY19 APPROVED	FY19 ADOPTED
7,175,000	7,669,251	1,924,325	1,924,325	TOTAL BEGINNING WORKING CAPITAL	1,672,668	0	0
LICENSES & PERMITS							
70	74	0	0	Licenses	0	0	0
70	74	0	0		0	0	0
SERVICE CHARGES							
245,015	191,180	266,217	266,217	Services Charges	167,715	0	0
245,015	191,180	266,217	266,217		167,715	0	0
54,964	34,892	0	0	TOTAL INTEREST	0	0	0
OTHER							
1,252	2,500	0	0	Dividends/Refunds	0	0	0
0	141,008	0	0	Fines/Forfeitures	0	0	0
3,712	43,242	0	0	Miscellaneous	0	0	0
434	0	0	0	Nongovernmental Grants	0	0	0
5,792	4,422	0	0	Sales	0	0	0
40,800,311	42,926,112	53,614,398	53,614,398	Service Reimbursements	56,758,034	0	0
40,811,500	43,117,284	53,614,398	53,614,398		56,758,034	0	0
3,250,000	0	0	1,500,000	TOTAL FINANCING SOURCES	0	0	0
51,536,549	51,012,681	55,804,940	57,304,940	FUND TOTAL	58,598,417	0	0

FUND 3503: INFORMATION TECHNOLOGY FUND

FY16 ACTUAL	FY17 ACTUAL	FY18 ADOPTED	FY18 REVISED	EXPENDITURES BY DEPARTMENT	FY19 PROPOSED	FY19 APPROVED	FY19 ADOPTED
COUNTY ASSETS							
22,701,776	23,491,543	28,279,304	28,306,546	Personnel	28,950,202	0	0
3,254,141	2,735,780	1,427,757	2,900,515	Contractual Services	1,911,000	0	0
17,203,759	16,396,315	23,479,549	23,479,549	Materials & Supplies	25,959,412	0	0
707,621	468,131	1,733,820	1,733,820	Capital Outlay	1,427,189	0	0
43,867,297	43,091,768	54,920,430	56,420,430		58,247,803	0	0
CASH TRANSFERS TO...							
0	0	0	0	Cash Transfer	0	0	0
0	5,295,863	0	0	IT Capital Fund	0	0	0
0	5,295,863	0	0		0	0	0
CONTINGENCY							
0	0	884,510	884,510	CONTINGENCY	350,614	0	0
0	0	884,510	884,510		350,614	0	0

FUND 3503: INFORMATION TECHNOLOGY FUND							
FY16 ACTUAL	FY17 ACTUAL	FY18 ADOPTED	FY18 REVISED	EXPENDITURES BY DEPARTMENT	FY19 PROPOSED	FY19 APPROVED	FY19 ADOPTED
UNAPPROPRIATED BALANCE							
7,669,251	2,625,051	0	0	UNAPPROPRIATED BALANCE	0	0	0
7,669,251	2,625,051	0	0		0	0	0
51,536,549	51,012,681	55,804,940	57,304,940	FUND TOTAL	58,598,417	0	0

FUND 3503: INFORMATION TECHNOLOGY FUND							
FY16 ACTUAL	FY17 ACTUAL	FY18 ADOPTED	FY18 REVISED	REVENUE DETAIL	FY19 PROPOSED	FY19 APPROVED	FY19 ADOPTED
OVERALL COUNTY							
7,175,000	5,898,147	0	0	50000 - Beg Working Capital	0	0	0
54,964	34,892	0	0	50270 - Interest Earnings	0	0	0
7,229,964	5,933,039	0	0		0	0	0

COUNTY ASSETS							
0	1,771,104	1,924,325	1,924,325	50000 - Beg Working Capital	1,672,668	0	0
70	74	0	0	50220 - Licenses & Fees	0	0	0
245,015	191,180	266,217	266,217	50235 - Charges For Srvcs	167,715	0	0
5,792	4,422	0	0	50250 - Sales To The Public	0	0	0
0	141,008	0	0	50280 - Fines & Forfeitures	0	0	0
1,252	2,500	0	0	50290 - Dividends & Rebates	0	0	0
434	0	0	0	50302 - Gen-Donations	0	0	0
40,800,311	42,926,112	53,614,398	53,614,398	50310 - Intl Svc Reimburse	56,758,034	0	0
3,250,000	0	0	0	50320 - Cash Trnsfr Revenue	0	0	0
0	0	0	1,500,000	50325 - Internal Loan Proceeds	0	0	0
0	38,806	0	0	50340 - Asset Sale Proceeds	0	0	0
3,410	1,333	0	0	50350 - Write Off	0	0	0
301	3,103	0	0	50360 - Misc Revenue	0	0	0
44,306,585	45,079,643	55,804,940	57,304,940		58,598,417	0	0
51,536,549	51,012,681	55,804,940	57,304,940	FUND TOTAL	58,598,417	0	0

FUND 3504: MAIL DISTRIBUTION FUND

FY16 ACTUAL	FY17 ACTUAL	FY18 ADOPTED	FY18 REVISED	REVENUE BY CATEGORY AND CLASS	FY19 PROPOSED	FY19 APPROVED	FY19 ADOPTED
833,374	824,346	821,688	821,688	TOTAL BEGINNING WORKING CAPITAL	716,430	0	0
SERVICE CHARGES							
79,132	73,218	67,855	67,855	IG Charges for Services	0	0	0
79,132	73,218	67,855	67,855		0	0	0
4,181	6,649	0	0	TOTAL INTEREST	7,300	0	0
OTHER							
3,132	41	0	0	Miscellaneous	0	0	0
671	0	0	0	Nongovernmental Grants	0	0	0
1,315	1,546	0	0	Sales	1,000	0	0
2,413,572	2,633,039	2,635,065	2,635,065	Service Reimbursements	2,876,545	0	0
2,418,690	2,634,626	2,635,065	2,635,065		2,877,545	0	0
3,335,377	3,538,839	3,524,608	3,524,608	FUND TOTAL	3,601,275	0	0

FUND 3504: MAIL DISTRIBUTION FUND

FY16 ACTUAL	FY17 ACTUAL	FY18 ADOPTED	FY18 REVISED	EXPENDITURES BY DEPARTMENT	FY19 PROPOSED	FY19 APPROVED	FY19 ADOPTED
COUNTY ASSETS							
1,000,370	1,010,206	1,100,117	1,100,117	Personnel	1,257,822	0	0
16,055	18,153	57,850	57,850	Contractual Services	27,579	0	0
1,435,031	1,511,563	1,711,743	1,711,743	Materials & Supplies	1,847,454	0	0
59,574	0	654,898	654,898	Capital Outlay	468,420	0	0
2,511,031	2,539,921	3,524,608	3,524,608		3,601,275	0	0
UNAPPROPRIATED BALANCE							
824,346	998,918	0	0	UNAPPROPRIATED BALANCE	0	0	0
824,346	998,918	0	0		0	0	0
3,335,377	3,538,839	3,524,608	3,524,608	FUND TOTAL	3,601,275	0	0

FUND 3504: MAIL DISTRIBUTION FUND

FY16 ACTUAL	FY17 ACTUAL	FY18 ADOPTED	FY18 REVISED	REVENUE DETAIL	FY19 PROPOSED	FY19 APPROVED	FY19 ADOPTED
OVERALL COUNTY							
833,374	824,346	0	0	50000 - Beg Working Capital	0	0	0
4,181	6,649	0	0	50270 - Interest Earnings	0	0	0
837,555	830,995	0	0		0	0	0

FUND 3504: MAIL DISTRIBUTION FUND

FY16 ACTUAL	FY17 ACTUAL	FY18 ADOPTED	FY18 REVISED	REVENUE DETAIL	FY19 PROPOSED	FY19 APPROVED	FY19 ADOPTED
COUNTY ASSETS							
0	0	821,688	821,688	50000 - Beg Working Capital	716,430	0	0
79,132	73,218	67,855	67,855	50236 - IG-Charges For Srvc	0	0	0
1,315	1,546	0	0	50250 - Sales To The Public	1,000	0	0
0	0	0	0	50270 - Interest Earnings	7,300	0	0
671	0	0	0	50302 - Gen-Donations	0	0	0
2,413,572	2,633,039	2,635,065	2,635,065	50310 - Intl Svc Reimburse	2,876,545	0	0
3,132	41	0	0	50350 - Write Off	0	0	0
2,497,822	2,707,844	3,524,608	3,524,608		3,601,275	0	0
3,335,377	3,538,839	3,524,608	3,524,608	FUND TOTAL	3,601,275	0	0

FUND 3505: FACILITIES MANAGEMENT FUND

FY16 ACTUAL	FY17 ACTUAL	FY18 ADOPTED	FY18 REVISED	REVENUE BY CATEGORY AND CLASS	FY19 PROPOSED	FY19 APPROVED	FY19 ADOPTED
612,995	298,533	0	0	0 TOTAL BEGINNING WORKING CAPITAL	1,876,050	0	0
LICENSES & PERMITS							
21,987	28,940	0	0	Licenses	0	0	0
21,987	28,940	0	0		0	0	0
SERVICE CHARGES							
1,847,282	1,075,061	873,691	873,691	Facilities Management	1,174,618	0	0
775,806	892,180	907,253	907,253	IG Charges for Services	897,109	0	0
2,496	23,582	10,777	10,777	Services Charges	0	0	0
2,625,584	1,990,824	1,791,721	1,791,721		2,071,727	0	0
5,977	2,137	0	0	0 TOTAL INTEREST	0	0	0
OTHER							
52,032	8,256	40,000	40,000	Dividends/Refunds	0	0	0
3,841	0	0	0	Fines/Forfeitures	0	0	0
9,594	2,506	5,000,000	5,000,000	Miscellaneous	3,068,000	0	0
0	630	0	0	Nongovernmental Grants	0	0	0
-1,000	-1,541	0	0	Other Miscellaneous	0	0	0
32,756,418	34,549,932	38,321,087	38,321,087	Service Reimbursements	49,313,821	0	0
32,820,884	34,559,783	43,361,087	43,361,087		52,381,821	0	0
0	697,250	200,000	200,000	0 TOTAL FINANCING SOURCES	287,215	0	0
36,087,428	37,577,466	45,352,808	45,352,808	FUND TOTAL	56,616,813	0	0

FUND 3505: FACILITIES MANAGEMENT FUND

FY16 ACTUAL	FY17 ACTUAL	FY18 ADOPTED	FY18 REVISED	EXPENDITURES BY DEPARTMENT	FY19 PROPOSED	FY19 APPROVED	FY19 ADOPTED
COUNTY MANAGEMENT							
0	0	0	0	Personnel	0	0	0
48	0	0	0	Contractual Services	0	0	0
-48	0	0	0	Materials & Supplies	0	0	0
0	0	0	0		0	0	0
COUNTY ASSETS							
9,446,586	10,291,405	12,534,152	12,534,152	Personnel	13,805,495	0	0
9,333,586	10,593,731	7,923,053	7,923,053	Contractual Services	7,632,124	0	0
16,993,166	13,618,890	24,162,965	24,162,965	Materials & Supplies	31,323,370	0	0
15,556	10,124	0	0	Capital Outlay	0	0	0
0	477,566	301,362	301,362	Debt Service	3,324,956	0	0
35,788,895	34,991,716	44,921,532	44,921,532		56,085,945	0	0

FUND 3505: FACILITIES MANAGEMENT FUND							
FY16 ACTUAL	FY17 ACTUAL	FY18 ADOPTED	FY18 REVISED	EXPENDITURES BY DEPARTMENT	FY19 PROPOSED	FY19 APPROVED	FY19 ADOPTED
CASH TRANSFERS TO...							
0	0	231,757	231,757	Asset Preservation Fund	244,504	0	0
0	260,604	0	0	Asset Replacement Revolving Fund	0	0	0
0	550,088	199,519	199,519	Capital Improvement Fund	286,364	0	0
0	0	0	0	Cash Transfer	0	0	0
0	810,692	431,276	431,276		530,868	0	0
UNAPPROPRIATED BALANCE							
298,533	1,775,058	0	0	UNAPPROPRIATED BALANCE	0	0	0
298,533	1,775,058	0	0		0	0	0
36,087,428	37,577,466	45,352,808	45,352,808	FUND TOTAL	56,616,813	0	0

FUND 3505: FACILITIES MANAGEMENT FUND							
FY16 ACTUAL	FY17 ACTUAL	FY18 ADOPTED	FY18 REVISED	REVENUE DETAIL	FY19 PROPOSED	FY19 APPROVED	FY19 ADOPTED
OVERALL COUNTY							
612,995	298,533	0	0	50000 - Beg Working Capital	0	0	0
5,977	2,137	0	0	50270 - Interest Earnings	0	0	0
618,972	300,670	0	0		0	0	0
COUNTY ASSETS							
0	0	0	0	50000 - Beg Working Capital	1,876,050	0	0
21,987	28,940	0	0	50220 - Licenses & Fees	0	0	0
2,496	23,582	10,777	10,777	50235 - Charges For Srvc	0	0	0
775,806	892,180	907,253	907,253	50236 - IG-Charges For Srvc	897,109	0	0
1,847,282	1,075,061	873,691	873,691	50240 - Property/Space Rntls	1,174,618	0	0
3,841	0	0	0	50280 - Fines & Forfeitures	0	0	0
52,032	8,256	40,000	40,000	50290 - Dividends & Rebates	0	0	0
0	630	0	0	50302 - Gen-Donations	0	0	0
32,756,418	34,549,932	38,321,087	38,321,087	50310 - Intl Svc Reimburse	49,313,821	0	0
0	697,250	200,000	200,000	50320 - Cash Trnsfr Revenue	287,215	0	0
8,594	2,500	5,000,000	5,000,000	50350 - Write Off	3,068,000	0	0
1,000	7	0	0	50360 - Misc Revenue	0	0	0
-1,000	-1,541	0	0	95104 - Settle All Revenue	0	0	0
35,468,456	37,276,796	45,352,808	45,352,808		56,616,813	0	0
36,087,428	37,577,466	45,352,808	45,352,808	FUND TOTAL	56,616,813	0	0

Capital Budget

Below is a list of program offers, and their budgets, dedicated in-part or entirely to capital projects for each of the three capital groups: Transportation, Facilities, and Information Technology (IT). The Adopted budget will include individual project budgets.

Transportation

Transportation Capital (91018A): \$53,679,929 across the Road (1501), Bicycle Path Construction (1503), Willamette River Bridge (1509), Sellwood Bridge Replacement (2511), and Burnside Bridge Fund (2515) for projects to maintain and enhance County-owned bridges, roads, and bicycle and pedestrian ways.

Facilities

Facilities Capital Improvement Program (78205): \$13,139,692 across the CIP Fund (2507) and the Asset Replacement Revolving Fund (2503) primarily for projects in high need Tier II and Tier III buildings.

Facilities Capital Asset Preservation Program (78206): \$11,816,508 in the Asset Preservation Fund (2509) for projects to maintain Tier I buildings which are designated for long-term retention.

Facilities Downtown Courthouse (78212): \$193,752,829 in the Downtown Courthouse Capital Fund (2500) for construction of a new courthouse. It includes a \$14,000,000 transfer of one-time-only General Funds.

Library Construction Fund (78213): \$3,670,397 in the Library Capital Construction Fund (2506) for projects in Library District buildings.

Health Headquarters Construction (78214): \$28,776,489 in the Health Headquarters Capital Fund (2510) to construct a new headquarters and clinic facility for the Multnomah County Health Department in the Old Town/Chinatown Neighborhood of Portland. This building is anticipated to be completed in FY 2019.

Multnomah County Sheriff's Office (MCSO) Facilities Relocation and Reconfiguration (78218): \$4,166,405 in the Hansen Building Replacement Fund (2512) for development and execution of the strategy to relocate the Law Enforcement Division to a facility appropriately sized and sited to deliver public safety services to the citizens of Multnomah County.

Department of Community Justice (DCJ) East County Facility (78220): \$7,259,712 in the CIP Fund 2507 to complete design and construction documents to renovate a three building office development property located on a 2.46 acre site at 1245-1415 SE 122nd Ave in Portland.

Facilities (cont.)

Multnomah County Detention Center (MCDC) Detention Electronics (78221): \$3,500,000 in the CIP Fund 2507 to upgrade the intercom and video surveillance systems, utilizing the same equipment and brands that were recently installed in the other County detention facilities (Inverness and the Juvenile Center), and have become the standard for the County.

MCSO River Patrol Boathouses Capital Improvements (78227): \$1,036,728 in the CIP Fund 2507 for essential repairs to the Multnomah County Sheriff's Office (MCSO) River Patrol boathouses and related facilities. This is funded by a transfer from the General Fund.

MCDC Cell Lighting and Window Covers (78228): \$950,000 in the CIP Fund 2507 to replace of wall-mounted cell lights and complete the cell window cover project to prevent suicides. This is funded by a transfer from the General Fund.

Information Technology (IT)

IT Innovation & Investment Projects (78301): \$1,497,422 in the IT Capital Fund 2508 for IT capital projects currently in progress as well as funding for replacement of high risk software applications.

DART Assessment & Taxation System Upgrade (72035): \$2,043,268 in the Financed Projects Fund (2504) for a new Assessment & Taxation system.

Cybersecurity (78318): \$515,599 in the IT Capital Fund 2508 to replace the County's aging firewall, replace an end of life e-mail security monitoring services, develop a County security awareness training program, and implement tools dedicated to the monitoring and management of data and systems in the cloud and in the data center(s).

CRIMES Replacement (78319): \$300,000 in the IT Capital Fund 2508 to replace a case management system used by the District Attorney's Office. This is funded by a transfer from the General Fund. The District Attorney's Office (program 15012) is also budgeting \$158,844 in the General Fund for this project.

IT ERP Program (78320): \$17,576,545 in the ERP Project Fund 2513 to implement two new systems, Workday and Tririga, and will integrate other major systems to provide a holistic ERP technology suite.

County Management (DCM) Workday Management Team (72022): \$2,273,389 in the ERP Project Fund 2513 to implement finance, HCM and payroll operational and strategic functions in Workday including project management, business analysis, configuration, reporting and daily maintenance.

Table of Contents

Goals	3
Financial Forecasts for the General Fund	3
Tax Revenues	4
Federal/State Grant and Foundation Revenues.....	7
Recovery of Indirect Costs	8
Use of One-Time-Only Resources	9
User Fees, Sales, and Service Charges	10
Budgeted General Fund Reserves	11
General Fund Contingency.....	13
Capital Asset and Transportation Planning Policies.....	14
<i>Capital Improvement Plan - Facilities and Property Management.....</i>	<i>14</i>
<i>Best Use or Disposition of Surplus Property Policy.....</i>	<i>16</i>
<i>Transportation Financing</i>	<i>16</i>
<i>Information Technology Capital Projects Financing</i>	<i>17</i>
<i>Insurance Coverage for Large Capital Projects.....</i>	<i>17</i>
Long-Term Liabilities.....	18
Other Fund Balances	21
Internal Service Funds.....	23
Investments Banking, Services and Cash Management	24
Short-term and Long-term Debt Financings.....	25
Interfund Loans	27

(this page intentionally left blank)

Goals

The goals of the County's financial policies are:

1. To preserve capital through prudent budgeting and financial management.
2. To achieve the most productive use of County funds that meets the goals of the Board of County Commissioners.
3. To achieve a stable balance between the County's ongoing financial commitments and the continuing revenues available to the County.
4. To leverage local dollars with Federal and State funding/grants.
5. To support accountability to the citizens of Multnomah County.

It is the intention of the Multnomah County Board of Commissioners to comply with all federal and statutory requirements, Generally Accepted Accounting Principles (GAAP), and Governmental Accounting Standards Board (GASB) directives (see Multnomah County's Ordinance No. 1101).

Financial Forecasts for the General Fund

Governments at all levels should forecast major revenues and expenditures. The forecast should extend at least three to five years beyond the budget period and be regularly monitored and updated. It should be clearly stated and available to participants in the budget process, as should its underlying assumptions and methodology. The forecast should also be referenced in the final budget document. To improve future forecasting, the variances between previous forecasts and actual amounts should be analyzed. The variance analysis should identify all factors that influence revenue collections, expenditure levels, and forecast assumptions.

Policy Statement

The Board of County Commissioners recognizes the importance of developing a combined revenue and expenditure forecast. The Budget Office will prepare a five-year financial forecast for the General Fund to assess the long-term financial implications of current, as well as proposed, policies and programs. The forecast will detail assumptions regarding both short-term and long-term financial issues facing the county. Those assumptions will guide the development of appropriate financial strategies to achieve the goals outlined above. The forecast will be referenced on the County's website and incorporated in the annual budget document. The General Fund revenue and expenditure forecast will:

1. Provide an understanding of available funding;
2. Evaluate financial risk;
3. Assess the likelihood that services can be sustained;
4. Assess the level at which capital investment can be made;
5. Identify future commitments and resource demands;
6. Identify the key variables that might change the level of revenue; and
7. Identify one-time-only resources and recommend appropriate uses.

Status

The County is in compliance with this policy.

Tax Revenues

State statutes and the County Code provide Multnomah County with the ability to raise revenue through taxation. The County currently uses the following taxes:

1. Property Taxes are governed by state statute and the Oregon Constitution and are levied for the following purposes:
 - a “Permanent Rate” is available for general uses, that is set at \$4.34 per \$1,000 of assessed value;
 - a levy to pay debt service on General Obligation Bonds that is set annually at a level to provide sufficient revenue to support the payments. In FY 2017, the County made its final payment on General Obligation Bonds issued for Public Safety and Library projects and will no longer levy for this purpose.
2. Business Income Tax is set at 1.45% of net business income generated in Multnomah County. This tax is authorized by County Code, Chapter 12.
3. Motor Vehicle Rental Tax is set at 17% of the value of rental fees. The first 14.5% is available for general uses. The remaining 2.5% supports the Oregon Convention Center under an agreement with the Metropolitan Service District. This tax is authorized by County Code, Chapter 11.
4. Transient Lodging Tax is set at 11.5% of the room rent charged by hotel operators. Nearly all of the County proceeds from this tax are used to support the Oregon Convention Center and other tourist amenities under an agreement with the Metropolitan Service District. This tax is authorized by County Code, Chapter 11.
5. Motor Vehicle Fuel Tax is set at 3 cents per gallon of gasoline (or diesel) sold in Multnomah County. The proceeds of this tax are restricted to transportation programs. This revenue is shared by Multnomah County and the cities of Portland, Gresham, Troutdale, and Fairview. This tax is authorized by County Code, Chapter 11.

Policy Statement

The Board recognizes that taxation is necessary to provide public services to the citizens of the county. When considering changes to the County’s tax structure, the Board will consider:

- The ability of taxpayers to pay the taxes;
- The impact of taxes imposed by the County on other local governments;
- The effect of taxes on the county economy;
- The administrative and collection costs of the taxes; and
- The ease with which the taxes can be understood by taxpayers.

State statutes allow the County to levy “local option” taxes that are not allowed to exceed five years. It is the intent of the Board to use this short-term revenue source to fund priority service programs only after all other

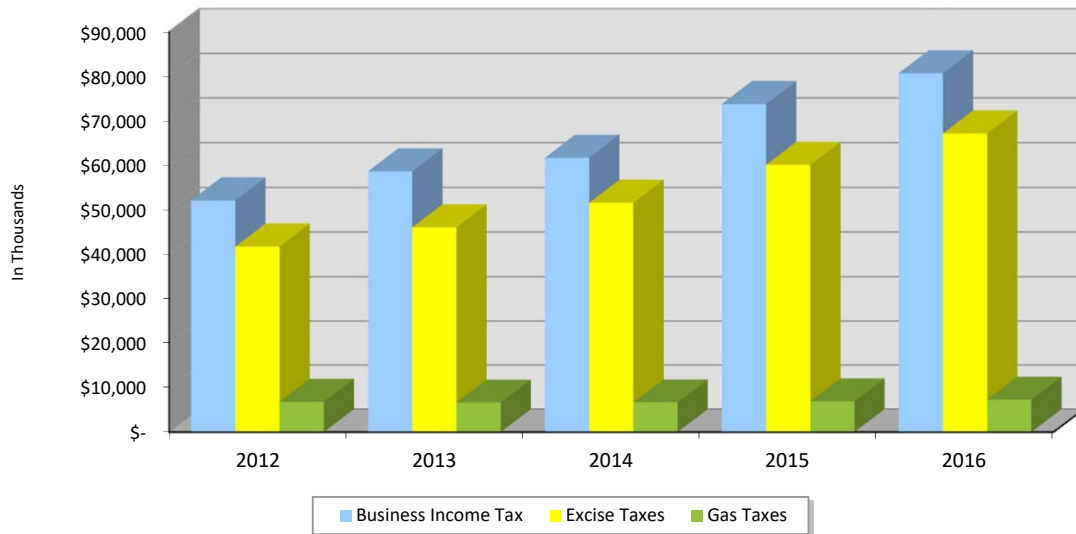
Status

sources of revenue have been analyzed and have been determined not to be feasible.

All decisions to levy taxes are made in an atmosphere of intense public and internal debate, particularly with regard to the progressivity of the tax, its administrative cost, its impact on the regional economy, its effect on other local governments, and the degree to which the tax might be acceptable to the public.

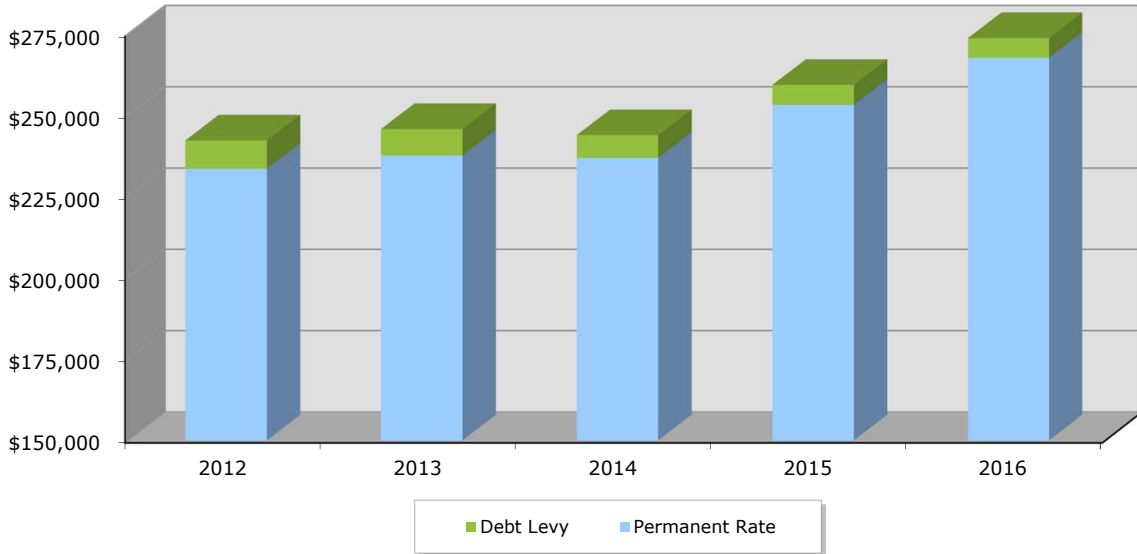
The County's tax revenues represent about 43% of the total Governmental Fund Type revenues (General and Special Revenue Funds). The following graphs depict actual tax revenue by source (\$ in thousands). No new taxes are proposed in the FY 2018 budget.

Other Tax Revenue By Source



Other Tax Revenue	2012	2013	2014	2015	2016
Business Income Tax	\$52,250	\$58,750	\$61,800	\$73,825	\$80,710
Excise Taxes	41,904	46,227	51,703	60,199	67,238
Gas Taxes	6,873	6,707	6,753	6,993	7,356
Total Other Tax Revenues	\$101,027	\$111,684	\$120,256	\$141,017	\$155,304

Property Tax Revenue



Property Tax Revenue	2012	2013	2014	2015	2016
Permanent Rate	\$233,453	\$237,587	\$236,802	\$253,126	\$267,597
Debt Service Levy	8,735	8,085	6,998	6,116	6,075
Total Property Taxes	\$242,188	\$245,672	\$243,800	\$259,242	\$273,672

Federal/State Grant and Foundation Revenues

Policy Statement

Grants and foundation funds are used, and provide significant leverage, to support an array of County services. All of these revenues are restricted to a specific purpose, such as health and social services or public safety. Reimbursements made to the County as a result of leveraging outside resources are considered to be unrestricted General Fund revenue unless the spending is specifically detailed by Grantor or Foundation.

The Board understands that grants and private sources present opportunities and risks. They allow the County to provide basic or enhanced levels of service and to cover gaps in services, but they may also commit the County to serving larger or different groups of clients which would put pressure on County-generated revenues if the grant were withdrawn. When applying for a grant, the Board will consider:

1. Whether the funds are aligned with the County's mission and goals.
2. Opportunities for leveraging other funds to continue the program.
3. The amount of locally generated revenue required to supplement the revenue source.
4. Whether the revenue will cover the full cost of the proposed program, or whether the County is expected to provide program support and administrative overhead. It is the intent of the County to recover all costs related to grant and foundation revenues.
5. The degree of stability of the funding source.
6. Whether decline or withdrawal of the revenue creates an expectation that the County will continue the program.
7. How County programs can maximize revenue support from state or federal sources.
8. Whether the funds are used for pilot or model programs and will result in a more efficient and/or effective way of doing business.

Departments will provide the Board with a notice of intent (NOI) before applying for grant funding (see Administrative Procedure BCC-1). The Board requires the resources to be used in accordance with any stipulated restrictions and prior to using unrestricted revenues including General Fund appropriations for the same program or purpose. Money (or goods) donated to the County for a specific program or purpose are considered to be restricted resources and not subject to this policy.

Federal grants will be governed by a written Grant Management Manual. The Manual will cover all of the items addressed in the Uniform Administrative Guidelines (Chapters I and II, Part 200 Uniformed Guidance, Cost Principles and Audit Requirements for Federal Awards). The Manual will be ratified annually by the Board and will include any applicable updates resulting from changes in federal standards.

The County is in compliance with this policy.

Status

Recovery of Indirect Costs

Policy Statement

Status

The Federal government recognizes identifiable overhead costs are incurred in providing services to support grants and contracts. Therefore, the Office of Management and Budget (OMB) establishes principles and standards to provide a uniform approach for determining costs and to promote effective program delivery, efficiency and better relationships between governmental units and the Federal government. The County's indirect cost allocation plan is prepared annually in accordance with Chapters I and II, part 200 in the Uniform Administrative Requirements, Cost Principles and Audit Requirements for Federal Awards as published in the Federal Register on December 26, 2013, or commonly referred to as "Uniform Grant Guidance".

It is the policy of the Board to recover from dedicated revenue sources the full cost of programs supported by those sources.

The exception to the above policy occurs when the grantor agency does not allow the grantee to charge indirect costs or allows only a fixed amount or a maximum indirect cost rate. The Board will have the final authority to accept a grant that does not allow the recovery of all or part of indirect costs. In that event, the General Fund will absorb any indirect cost attributable to the program.

If a grantor agency only allows a fixed amount or a maximum percentage indirect cost rate, departments are required to first fully recover the central indirect cost rate prior to recovering the department indirect cost rate.

The County updates the plan annually and the Chief Financial Officer certifies the accuracy of its indirect cost rate proposal and cost allocation plan. For further information, see the General Ledger Indirect Plan website at <https://multco.us/finance/cost-allocation-plans>.

Use of One-Time-Only Resources

Policy Statement

Unrestricted one-time-only resources present organizations with temptations that are hard to resist. In the short run, it appears more beneficial to allocate such resources to the highest priority public service that would otherwise be unfunded than to restrict them to costs associated with one-time needs and those that will not recur in following years. However, the result of this practice is to expand operational levels and public expectations beyond the capacity of the organization to generate continuing funding. This inevitably produces shortfalls and crises. Sustaining an ongoing program level by deferring necessary expenditures or by incurring future obligations also inevitably produces shortfalls and crises.

It is the policy of the Board that the County will fund ongoing programs with ongoing revenues, and to restrict the allocation of one-time revenues to nonrecurring expenditures.

Examples of one time revenues include:

- Proceeds on the sale of capital assets
- Business Income Taxes collected in excess of budgeted revenues
- General Fund ending fund balance in excess of budgeted balance

As the ending balance in the General Fund is typically the largest sources of one-time-only resources, it is the policy of the Board that departments may not propose to carryover appropriations from one year to the next.

When the County budgets unrestricted one-time-only resources, the Board will first set these funds aside for reserves. If reserve requirements have been met, one-time only resources can be allocated to projects or programs that will not require future financial commitments. The Board will consider the following when allocating these one-time-only resources:

1. After fully funding reserves as established by policy, 50% of any remaining one-time only resources will be allocated to the capitalization, or recapitalization, of major County facilities projects.
2. One-time only spending proposals for projects or pilot programs, particularly investments that may result in innovative ideas or technology, long-term efficiencies or savings that do not require ongoing support.
3. Bridge or gap financing for exiting programs for a finite period of time.

Status

During budget deliberations, the Budget Director is responsible for providing a list of sources and uses of one-time-only funds and informing the Chair and the Board on the recommended use of the funds received. With this information, the Board is able to appropriate and direct one-time-only resources to infrequent and unique expenditures in an effort to achieve compliance with this policy.

User Fees, Sales, and Service Charges

Policy Statement

Status

State and local governments use charges and fees to fund the provision of goods and services. Charges are voluntary payments that are used to finance traditional governmental services. A fee is imposed as a result of a public need to regulate activities, typically related to health, safety or other protective purposes. Fees result in the purchase of a privilege or authorization and are applied to such activities as restaurant inspections, building permits and marriage licenses.

User fees are generally intended to cover all the costs or an agreed upon portion of the costs for providing services. Inflation or increased service delivery can erode the established user fees if the cost of service increases faster than revenue from fee increases.

It is the general policy of the Board that user fees and service charges be established at a level to recover 100% of the costs to provide services. Exceptions to this policy will be made depending on the benefit to the user of the service, the ability of the user to pay for the service, the benefit to County citizens, and the type of service provided.

User fees and service charges collected by County agencies will be periodically reviewed. Based on this review, the Chair will make recommendations to the Board regarding proposed changes to fee or service charge schedules. Revenues generated from sales (and commissions on sales) of goods and services sold in County-owned or leased facilities are to be credited to the County's General Fund unless:

1. They are generated for inmate welfare commissary operations;
2. They are generated in Library facilities used for Library operations;
3. They are generated by internal service providers and offset rates charged to departments;
4. The Board grants an exception.

The Budget Office provides an annual comprehensive review of fees and charges (more information can be found at <https://multco.us/budget/master-fee-schedule>). Departments are generally responsible for ongoing review of fees and charges associated with their operations during the year

Budgeted General Fund Reserves

Using all available ongoing revenue each year to pay for ongoing programs can result in fluctuations in program levels as revenues vary from one year to the next. Adding programs in one year (based on positive short term receipts) can cause the same or other programs to be cut in the next year if costs outpace revenues. This has a detrimental effect on service delivery over time, reducing efficiency and causing budgetary and political problems that can be avoided if program decisions are made in the context of the County's long-term financial capacity. The County's General Fund is weighted toward a handful of revenues that make up approximately 90% of total resources. Because the revenue stream is not very diverse, and the major source of General Fund revenue is limited by the State Constitution, it is critical that the County maintain an appropriate level of reserves.

It is a goal of the County to build a more diverse revenue stream. Further, the County may want an additional reserve in order to offset the volatility of or lack of diversity in the revenue stream.

Maintaining an appropriate reserve helps the County maintain its favorable bond rating, which is currently Aaa from Moody's Investors Service for both the County's General Obligation bonds and Full Faith and Credit Bonds. Moody's generally established benchmark for the General Fund Balance or reserve is a dollar amount equal to at least 10% of actual General Fund revenues.

Moody's general guidelines for issuing bond ratings presume that an entity has a sufficiently diverse revenue stream to enable it to sustain adversity of any one of the revenue sources. In addition, the guidelines presume that the entity is not facing future liabilities it will be unable to meet or that it has adopted and followed a plan to address significant known liabilities.

The Board understands that to avoid financial instability, continuing requirements should be insulated from temporary fluctuations in revenues.

It is the goal of the Board to fund and maintain a General Fund budgeted reserve, designated as unappropriated fund balance and funded at approximately 10% of the "corporate" revenues of the General Fund and the Special Revenue Video Lottery Fund. Corporate revenues are defined as revenues that are available for general use and over which the Board has complete discretion.

Corporate revenues include Property Tax, Business Income Tax, Motor Vehicle Rental Tax, State Revenue Sharing (Cigarette, Liquor, Video Lottery, and Amusement Device Taxes), and Interest Earnings. These revenue sources account for approximately 90% of total General Fund resources excluding Beginning Working Capital.

Policy Statement

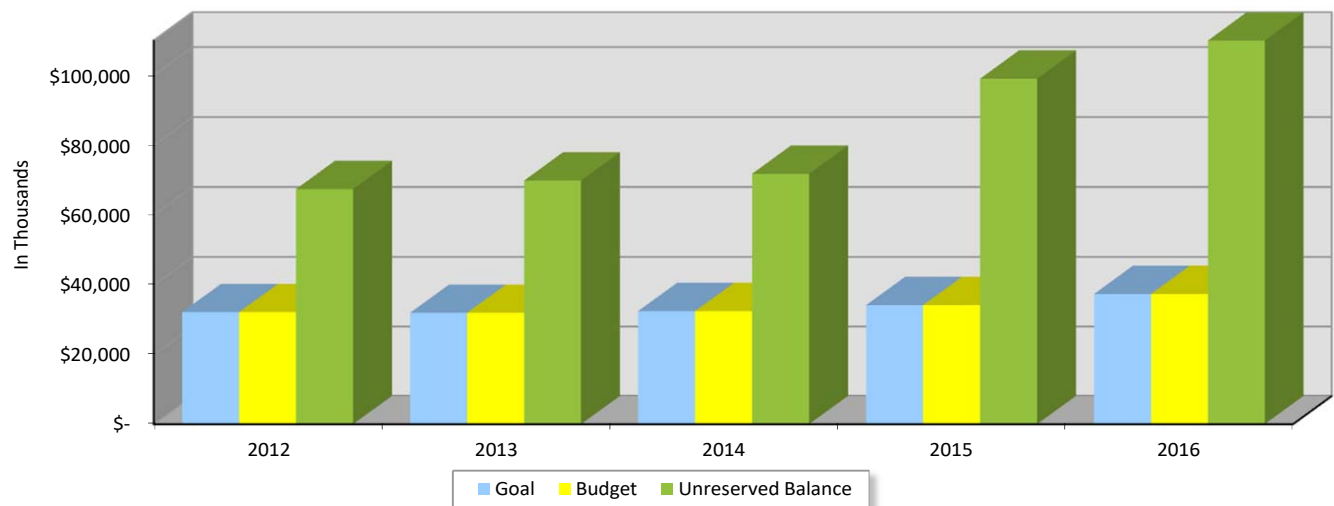
Status

The budgeted reserve account in the General Fund is to be used when overall revenue growth falls below the rate of annual revenue change achieved during the prior ten years. In years when basic revenue growth falls below long-term average growth, the Board will reduce the unappropriated fund balance to continue high priority services that could not otherwise be funded by current revenues. If the reserve account is so used, to maintain fiscal integrity, a reserve restoration plan will be included in the adopted budget following the fiscal year in which the reserve fell below the 10% level.

The FY 2018 reserves are budgeted at \$41.7 million based on current forecasts.

The following graph shows the reserve goal, budget and actual unreserved fund balance (\$ in thousands). The budgeted reserves do not include funds budgeted in contingency.

Unreserved Fund Balance (Budgetary Basis)



General Fund Reserves	2012	2013	2014	2015	2016
Goal	\$32,300	\$32,100	\$32,600	\$34,322	\$37,529
Budget	32,300	32,100	32,600	34,322	37,529
Unreserved Balance	\$67,526	\$69,956	\$71,894	\$99,087	\$110,389

*"Growth" is defined as total increase in fiscal year compared to the amount of prior fiscal year, adjusted for changes in collection method, accrual method, or legislation defining the rate or terms under which the revenue is to be collected.

General Fund Contingency

Policy Statement

General Fund contingency transfers have a significant effect on the annual budget process by reducing the amount of ending fund balance that is carried over to the subsequent fiscal year as beginning working capital. Contingency transfers should be reviewed in the context of other budget decisions so that high priority programs and projects are not jeopardized.

The Board understands that in order to avoid financial instability, continuing obligations cannot increase faster than continuing revenues. It is the policy of the Board to establish an emergency contingency account in the General Fund, as authorized by ORS 294.352, each fiscal year during the budget process. The account will be funded at a level consistent with actual use of transfers from contingency during the prior ten years.

To maintain financial stability, the following guidelines should be used by the Board in considering requests for transfers from the General Fund Contingency Account:

1. One-time-only allocations.
2. Contingency funding limited to the following:
 - Emergency situations which, if left unattended, will jeopardize the health and safety of the community.
 - Unanticipated expenditures necessary to keep a public commitment or fulfill a legislative or contractual mandate, or which have been demonstrated to result in significant administrative or programmatic efficiencies that cannot be covered by existing appropriations.
3. The Board may, when it adopts the budget for a fiscal year, specify programs it wishes to review during the year and increase the Contingency account to provide funding to support those programs if it chooses. Contingency funding of such programs complies with this policy.

Status

The Budget Director is responsible for informing the Board if contingency requests submitted for Board approval meet the criteria of this policy. In addition, each year the Budget Director will provide an annual report to the Board detailing the prior fiscal year's contingency actions. This report will include the total dollar amount of contingency requests, dollar amount approved, and dollar amount that did not meet the criteria of this policy.

Capital Asset and Transportation Planning Policies

Capital Improvement Plan - Facilities and Property Management

Capital financial management policies demonstrate to the credit rating industry and prospective investors (bond buyers) the County's commitment to sound financial management. Adherence to adopted policies ensures the integrity of the planning process and leads to maintaining or improving bond ratings and lowering the cost of capital.

It is the policy of the Board that the County will attempt to meet its capital maintenance, replacement or acquisition requirements on a pay-as-you-go basis. If the dollar amount of the capital requirement cannot be met on a pay-as-you-go basis, if it is financially beneficial to issue bonds or other debt instruments, and if the project has been determined to benefit future citizens, the County will evaluate the feasibility of issuing a long term debt financing instrument.

Multnomah County owns 75 buildings with a historical cost of approximately \$435 million and an estimated replacement cost of \$1.2 billion (including estimated soft costs). Structural and systems replacement in the County's capital plan is largely a non-discretionary activity. That is, the question is not whether such expenditures are necessary but in what year to schedule the expenditure on particular projects. Deferral of capital improvements and maintenance creates an unacceptable unfunded liability and contributes to further deterioration of properties. It is the goal of the Board to fund the County's capital needs at approximately 2% of the cost of replacing County Tier 1 and Tier II buildings, equivalent to depreciating the facilities over a 50-year period. Only "fire-life-safety" and urgent capital projects will be considered for Tier III buildings, to avoid further investment in these facilities until disposal.

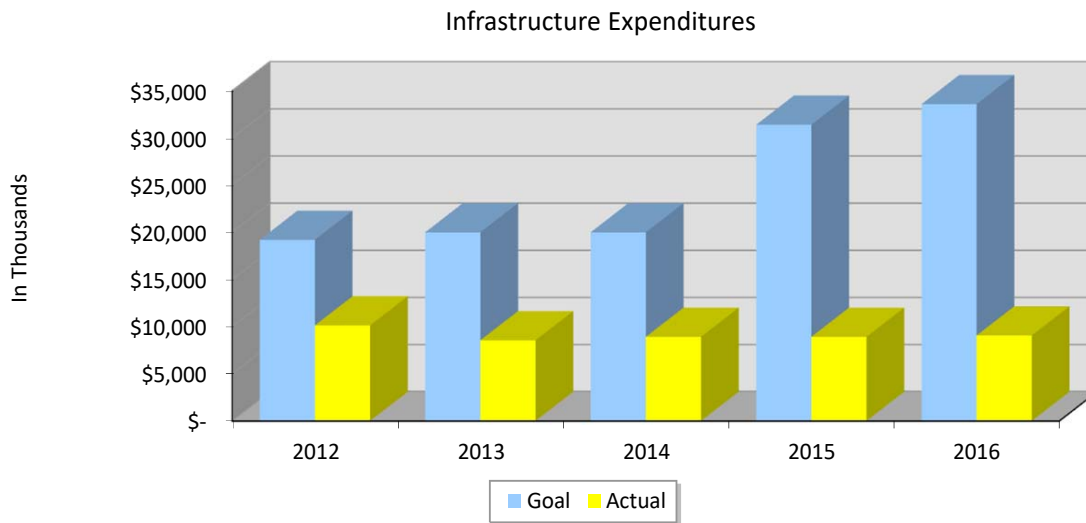
The Facilities and Property Management Division shall maintain an inventory of the capital needs in all owned County facilities. An evaluation process and rating system shall be implemented and managed by Facilities and Property Management to assist in determining which projects to propose for funding each year.

Any remaining balance of the Fund shall be maintained as a long-term reserve. During the annual budget development process the Director of the Facilities and Property Management (FPM) division is directed to update the five-year Capital Improvement Plan (CIP). The Plan shall provide for and prioritize maintenance projects, anticipated major improvements to County capital assets and any additional replacement of capital assets. The Plan shall include major construction to be undertaken by the County, regardless of funding source. The Plan will be reviewed and updated annually, and submitted to the Board of County Commissioners as part of the annual budget (see Five Year Capital Improvement Plan).

Status

The five year CIP is updated and presented to the Board annually. The County is not in compliance with the policy goal to fund capital needs at a rate of 2% of the replacement cost of buildings, but has increased fees charged to tenants in County owned buildings in an effort to reach the goal over time.

The following graph depicts the annual infrastructure spending goal and actual expenditures (\$ in thousands). The goal refers to a level of ongoing expenditures.



	2012	2013	2014	2015	2016
Goal	\$19,200	\$20,000	\$20,000	\$31,400	\$33,600
Actual	\$10,131	\$8,554	\$8,918	\$8,917	\$9,070

Best Use or Disposition of Surplus Property Policy

The Board will make the final determination on the best use or disposition of the property identified. When deciding on the best use or disposition of surplus property, the Board will consider that the proceeds from the sale of unrestricted property may be allocated in the following prioritized manner:

1. Credited to the Asset Preservation Fund to provide reserves to meet future capital needs in Tier I facilities.
2. Credited to the Capital Improvement Fund to provide resources for future capital projects, deferred maintenance, or capital acquisition/construction.
3. Retire outstanding debt related to the disposed of or surplus property.
4. Used to increase General Fund reserves to achieve full funding according to these policies.

In addition property may be traded for other properties or may be leased to other agencies in order to provide services or carry out the mission of the County.

Transportation Financing

Multnomah County owns, operates and maintains approximately 300 miles of urban and rural roads and 30 bridge structures, six of which are Willamette River bridges (Sauvie Island, Broadway, Burnside, Morrison, Hawthorne and Sellwood). Ongoing maintenance and improvements to the transportation infrastructure are necessary for economic growth, to alleviate existing transportation problems, and to maintain the livability of the region.

It is the policy of the Board to support statewide and regional funding for transportation-related needs. If state and regional funding is inadequate, the County works with jurisdictions within its boundaries to address the transportation funding needs of local governments.

Status

Multnomah County's Transportation Capital Improvement Plan and Program (CIPP) biennial update for 2014 to 2018 was presented to the Board of County Commissioners on May 2015 (presented annually through the budget process). The purpose of the CIPP is to ensure limited public funds are invested in transportation projects providing the greatest public benefit. The CIPP is fully updated every five years and reviewed biennially. The update to the plan identified numerous road, fish passage culvert, and bridge capital projects along with associated seismic upgrades. Substantial investment is required to meet these needs.

The Chair and Board continue to raise the awareness of the challenges faced by the County due to the shortfall of transportation revenue. The Board's acceptance of the CIPP forms the basis for the selection and funding of road and bridge projects. They are working with the Regional, State, and Federal partners to address transportation funding issues. More information can be found at <https://multco.us/transportation-planning/plans-and-documents>.

Information Technology Capital Projects Financing

Multnomah County owns, operates, and maintains a significant investment in information technology (IT) equipment, software, and infrastructure. Maintaining and upgrading IT infrastructure is increasingly a non-discretionary activity, as County operations grow ever more reliant on information technology to deliver services efficiently.

The Board recognizes that adequate capital equipment replacement and upgrade funding is essential to avoid costly repair, replacement, or failure of major IT capital assets. During the annual budget development process the Director of the Department of County Assets is directed to update a five-year IT Asset Replacement Plan. The Plan shall provide for and prioritize major software projects, anticipated major improvements to County IT assets and infrastructure, and identify any additional replacement of IT assets. The plan and associated funding mechanisms shall be reviewed by the County Technology Council and approved annually by the Board of County Commissioners during the annual budget process.

Status

The Chief Information Officer will report to the board on the status of the projects during the annual budget process.

Insurance Coverage for Large Capital Projects

In planning for large capital construction projects the County will consider and evaluate all options for providing insurance coverage on the project. Projects that are estimated to cost more than \$50 million may be insured through an Owner Controlled Insurance Program (OCIP). In those cases, the County will conduct an analysis of insurance options in advance of contract negotiations in order to determine whether an OCIP would be beneficial to the project.

Long-Term Liabilities

Policy Statement

Governments are required to account for and report on long-term and other liabilities per Governmental Accounting Standards Board (GASB) pronouncements. Long-term liabilities reflect future obligations that have been incurred as a result of required or contractually obligated payments. The County recognizes the need to account for unfunded long-term liabilities and to develop a plan to manage them prudently.

Multnomah County has two long-term liabilities related to the cost of personnel. There are additional long-term liabilities associated with the County's self-insurance programs for liability and worker's compensation.

The County participates in the Public Employees Retirement System (PERS), a cost-sharing, multiple-employer defined benefit pension plan administered by the PERS Pension board. PERS provides retirement, disability, and death benefits to plan members and their beneficiaries. State statutes (ORS 238 and 238A) authorize the State to establish and amend all plan provisions. The PERS contribution requirements of the County are established and may be amended by the State. It is the policy and practice of the County to pay PERS obligations on an annual, pay-as-you-go basis. The rates assessed by the PERS Board also include an actuarial estimate of the amount required to provide for any unfunded liability that may exist.

The County also has incurred a liability associated with contractually obligated retiree healthcare benefits. This liability, commonly known as Other Post Employment Benefits (OPEB) is the sole responsibility of the County.

Status

PERS Long Term Liability

As of December 31, 2015, the County's unfunded PERS liability is approximately \$548 million. If it is determined that the County could realize a present value savings from pre-funding the liability, the Chief Financial Officer may recommend the sale of Pension Obligation Bonds (POBs).

In FY 2017, the County established the first of three planned side accounts with Oregon PERS. These funds are invested by PERS and earn the same rate of return as the overall PERS portfolio. Creation of a side account allows the County to more effectively mitigate anticipated increases in PERS rates. Reserves which are restricted for this purpose, will be used to establish this side account. It is anticipated that the County will ultimately invest \$75 million in PERS side accounts by FY 2019.

OPEB Long Term Liability

As of January 1, 2015, the County's unfunded OPEB liability is approximately \$153 million. The County's goal is to achieve a funding level of 30% of the OPEB liability by the end of FY 2019. The Chief Financial Officer will develop recommendations for funding the liability beyond FY 2018 and present those for the Board's consideration. Funding to meet the OPEB, liability insurance, and worker's compensation liabilities is held in the form of reserves in the Risk Management Fund. The reserves are allocated, and reported to the state, by the Chief Financial Officer based on actuarial analysis. Reserves in the fund are considered set asides for the exclusive use of meeting these liabilities. As of June 30, 2016, actuarial liabilities are fully funded with the exception of the OPEB liability which is currently funded at 26%.

The County receives actuarial valuations for PERS and OPEB liabilities every two years. In connection with the County's OPEB actuarial valuations, the CFO and the County's actuaries will present the actuarial valuation on OPEB liabilities to the Board along with the CAFR presentation. The CFO may recommend OPEB funding structures to the Board based on the actuarial valuations and the County's Risk Management Fund. This will allow the Board to be better informed when considering funding options such as establishing a trust fund for the County's OPEB obligations. The County's next actuarial valuation will be as of January 1, 2017.

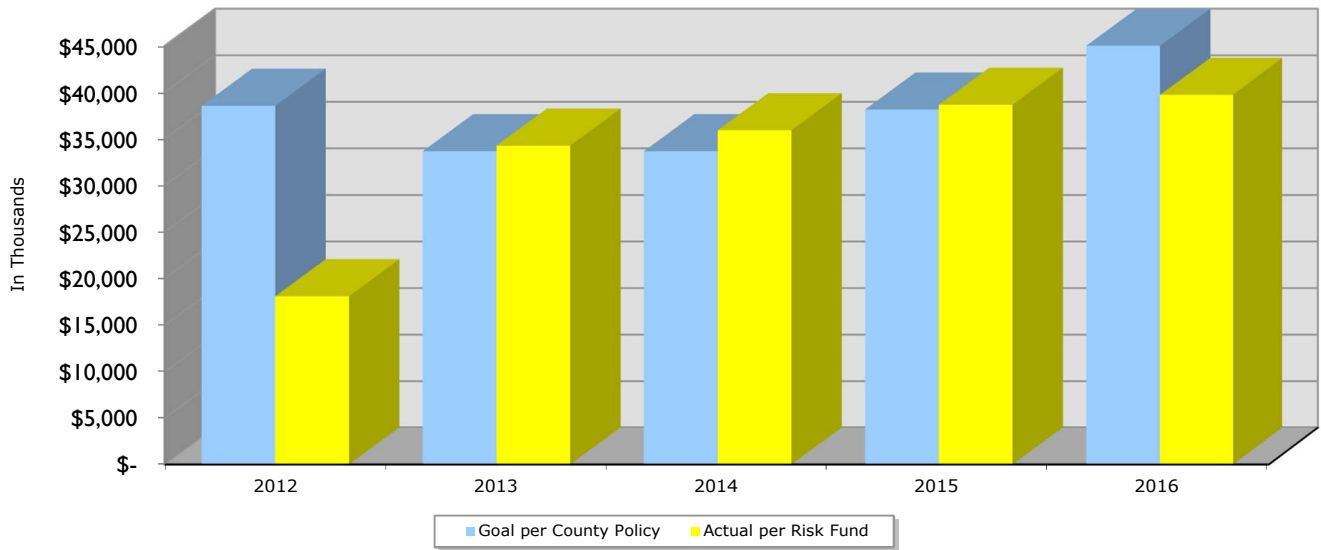
The following is the June 30, 2016 funding level of each liability (\$ in thousands):

Liability Description	Total Liability	Amount Funded	Percent Funded	Added per Risk Fund Statement
Self Insurance (1)	\$10,295	\$15,170	147%	15,169,725
Post Retirement (2)	\$152,624	\$39,726	26%	39,726,105
				<u>54,895,830</u>

(1) GASB requires self-insurance claims be recorded as a liability in the financial statements.

(2) GASB requires employer paid benefits extended to retirees be disclosed in the financial statements. Liability reflects the most recent unfunded actuarial accrued liability amount per Mercer actuarial report.

Other Post-Employment Benefits Liability Funding



	2012	2013	2014	2015	2016
Goal	\$38,550	\$33,678	\$33,678	\$38,156	\$45,787
Actual	\$18,107	\$34,275	\$35,925	\$38,663	\$39,726

Other Fund Balances

Policy Statement

Balances also exist in funds other than the General Fund. These fund balances are held for a variety of purposes. For example, balances in capital project funds may represent the unspent portion of projects approved by the Board in a prior year's budget. Balances may exist in debt service funds to ensure compliance with bond covenants. Other fund balances account for reserves that are held for asset replacement.

The Government Accounting Standards Board (GASB) has developed a statement – known as GASB 54 – that clarifies how fund balances are accounted for financial reporting purposes. The standard aims to enhance the usefulness of fund balance information by providing clearer fund balance classifications that can be more consistently applied.

It is the policy of the County to adhere to the GASB 54 guidelines and the following fund balance classifications that have been established.

- Restricted – for resources constrained on use by externally imposed creditors (such as through debt covenants), grantors, contributors, or laws or regulations of other governments or constraints imposed by law through constitutional provisions or enabling legislation.
- Committed – for resources constrained on use authorized by the Board of County Commissioners via resolution or ordinance. For the purposes of the GASB statement, resolutions and ordinances are considered to be equally binding. Resources will be committed prior to June 30th and the amount may be determined at a subsequent date.
- Assigned – for resources reported in the governmental funds outside of the General fund that are not otherwise restricted or committed. Assigned balances represent the residual balance in funds other than the General Fund and are approved as part of the annual budget process.
- Unassigned – for fund balances not reported in any other category. Unassigned fund balances will only be reported in funds other than the General Fund. An unassigned fund balance occurs when restrictions and commitments of resources are greater than the fund balance in total.

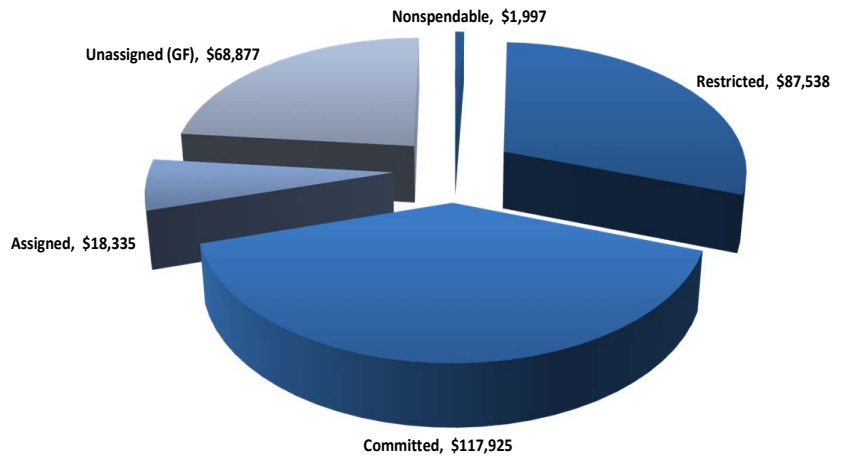
Status

Accounting for resources in these categories is reported on the Combining Balance Sheet for each governmental fund type in the County's Comprehensive Annual Financial Report (CAFR).

The table and chart on the next page provide the balances in the Governmental Funds as of June 30, 2016. The County is in compliance with this policy.

Governmental Funds	Balances on June 30, 2016
Nonspendable	\$1,997
Restricted	\$87,538
Committed	\$117,925
Assigned	\$18,335
Unassigned (GF)	\$68,877
Total fund balances	\$294,672

**Governmental Fund Balances Reported at June 30, 2016
(amounts reported in thousands)**



Internal Service Funds

Policy Statement

The purpose of establishing internal service funds is to identify and allocate costs related to the provision of specific goods and services within the County.

Internal Service funds will be used to account for business operations and charge for goods or services provided to other departments or agencies on a cost-reimbursement basis. Periodically, the rates charged will be compared to other public or private sector operations to ensure that pricing is competitive. The internal service fund charges will include asset replacement charges (depreciation) to ensure that adequate funds will be available to purchase replacement assets.

The charges may include a contingency or reserve amount not to exceed 10% of operating expenditures as recommended in the Auditor's 2011 Financial Condition Report (<https://multco.us/file/18858/download>) to ensure that service reimbursements charged to other departments are maintained at a relatively constant level. Rates will be trued up on an annual basis, thereby eliminating excess reserves.

Status

The County is in compliance with this policy.

Investments Banking, Services and Cash Management

Policy Statement

Multnomah County maintains an active investment program. In accordance with ORS 294.135, investment transactions are governed by a written investment policy, which specifies objectives, diversification goals, limitations, and reporting requirements. The investment policy sets guidelines for diversification that are more stringent than those allowed by State statute, reflecting the County's strategic preference for a conservative investment approach. The investment policy is ratified annually by the Board of County Commissioners and includes any applicable updates resulting from changes in state statutes (ORS 294 and 295).

In addition, the County uses an independent Investment Advisory Board to review the County's policy and investment performance and contracts with an investment advisor to provide non-discretionary advisor services. The investment advisor assists in developing investment strategies, assists in the execution of trades, prepares monthly and quarterly investment portfolio performance reports, and monitors portfolio compliance to applicable rules and regulations. The current policy can be found at the following link: <https://multco.us/finance/investments>.

Banking services shall be solicited at least every five years on a competitive basis. The Chief Financial Officer (or their designee) is authorized to act as the County's "Custodial Officer" responsible for performing the treasury functions of the County under state statute and the County's Home Rule Charter.

Treasury regularly analyzes and monitors the County's cash flow. Cash balances are reported in the Monthly Investment Report prepared by Treasury. Historically, the County's low point for cash occurs prior to the time that Property Tax revenue is received in November. If necessary, and when there is a financial benefit to the County, the Chief Financial Officer may recommend the issuance of short-term, Tax and Revenue Anticipation Notes (TRAN). It is the policy of the County to issue TRANs only when there is a favorable interest rate environment or when internal sources will not cover the projected cash flow shortfall.

Status

The County is in compliance with this policy.

Short-term and Long-term Debt Financings

Policy Statement

The County is authorized to issue debt under state statute (ORS, 287A) which establishes limits on the amount of debt that may be issued. In addition to the legal debt limits the County has imposed an internal limit on the issuance of debt that is expressed as a percentage of budgeted General Fund revenues.

The County’s Debt Management Manual sets guidelines to comply with applicable State statutes, County imposed debt limitations, and Internal Revenue Service requirements. The Manual covers all aspects of debt financing from selecting the method of sale through bond closeout. The Debt Management Manual is reviewed annually by the Chief Financial Officer and, as requested, by the Municipal Debt Advisory Commission within the State Treasurer’s Office.

It has been the County’s policy to issue debt for public projects that provide long-term benefit to County residents. Under no circumstances will the County fund ongoing operations with the proceeds of long-term debt.

When issuing debt, the County will follow the Government Finance Officers Association recommended practice of selecting and managing the method of sale. As noted above, debt issuance is limited by state statute. The limit on voter approved, General Obligation Bonds is 2% of the real market value assessed within the County. The limit on all other debt instruments is 1% of the real market value assessed within the County. However, the County further limits non voter- approved debt supported by the County General Fund to an annual debt payment amount that will not exceed 5% of General Fund budgeted revenues. Likewise, debt that is supported by other funds will be limited to 5% of the total revenues of the supporting fund unless dedicated revenue sources are pledged for repayment of debt service. Annual debt service payments should never exceed the minimum level of General Fund reserves, (10% of annual General Fund revenues), providing the County with the ability to meet annual debt payment obligations in the case of severe budgetary challenges. The statutory and General Fund debt limitations are highlighted in the graph below.

Limitation	Basis for Limit	Value of Limit	Debt Capacity
Statutory - GO Bonds	2% of RMV	139,355,901,407	2,787,118,028
Statutory - All Other	1% of RMV	139,355,901,407	1,249,302,618
County Policy	5% of GF Revenue	\$24,424,000	\$260,000,000

Status

The different types of financings the County may use to fund its major capital acquisitions or improvements are:

- General Obligation Bonds (requires voter approval)
- Full Faith and Credit Obligations
- Revenue Bonds
- Capital Lease-Purchases
- Leases

Where debt is issued to finance capital projects, the term should be limited to the economic life of the financed asset. In general it is the Board's policy that debt issuances not exceed 20 years. However, when market conditions warrant or when a specific asset would have a longer useful life, the Chief Financial Officer may recommend a longer term of issuance.

The Chief Financial Officer regularly reviews and analyzes opportunities to refinance debt. It is the policy of the Board to enter into refinance agreements when net present value savings exceed 3% of the outstanding principal balance. Over the past several years, the County has taken an aggressive approach to debt management. All of the current debt issues that could be refinanced have been.

A schedule of the County's outstanding debt obligations as of July 1, 2017 can be found in Volume One of the FY 2018 budget in the Summaries tab.

Interfund Loans

Policy Statement

An interfund loan is defined as a transfer between funds or fund types within the County for an approved amount and a definite plan of repayment in a specified period of time. Interfund loans are subject to ORS 294.468 and are designed to provide financing resources to address cash flow needs in County operations or capital financing plans. Interfund loans are either operating or capital and shall meet the requirements noted below:

- An Operating Interfund Loan is a loan made for the purpose of paying operating expenses.
- A Capital Interfund Loan is a loan made for the purpose of financing the design, acquisition, construction, installation, or improvement of real or personal property and not for the purpose of paying operating expenses.

Interfund loan requests must be reviewed and approved by the County's Chief Financial Officer and Budget Director prior to a request for authorization from the Board of County Commissioners. Interfund loans must be authorized by a Board Resolution, stating the fund from which the loan is made, to the fund needing the loan, the purpose and intent for which the loan is made, the principal amount of the loan, the interest rate at which the loan shall be repaid (if applicable), and a schedule for repayment of principal and interest. In addition, interfund loans:

1. Shall not be made from reserve funds, debt service funds, or any other funds restricted by law, constitutional provisions, bond covenants, grantor requirements, Board resolutions or ordinances, unless the restrictions on these funds allow for the purpose of the interfund loan.
2. Shall not be used to fund ongoing operations unless specifically approved by Board resolution.
3. Shall be granted only after it has been demonstrated that reasonable consideration was given to other potential resources available to the fund and when the loan is required to meet a pressing need or to take advantage of a special opportunity.
4. Shall not exceed 10 years for any capital interfund loan; shall not extend beyond the end of the next fiscal year for an operating interfund loan.
5. May be made only if there is a likely expectation that the fund receiving the loan will have the ability to repay it. If not, the use of an interfund transfer should be considered if appropriate.
6. May be repaid in advance without any additional accrual of interest (if applicable) or any other penalties.
7. Must be made in compliance with all other statutory requirements and limitations of ORS 294.468.

No County fund shall carry a deficit cash balance for more than four months during any 12 month period without written authorization of the CFO. Absent authorization, department responsible for a fund shall be required to initiate a request for an interfund loan to be presented to the Board.

The County is in compliance with this policy.

Status

Although the goal of the County's budget is to provide information that is concise and understandable, the complexities of public finance and Oregon State Budget law can be confusing for those not familiar with the budget process. The Glossary of Terms contains many of the key words and terms used in the County's budget to help the reader. Following the Glossary of Terms is a list of acronyms commonly used by Multnomah County.

-A-

Accrual Basis. Method of accounting in which revenue is recorded when measurable and earned, and expenses are recognized when a good or a service is used.

Adopted Budget. Financial plan adopted by the Board of County Commissioners for the fiscal year that forms the basis for appropriations.

Ad Valorem Tax. A property tax computed as a percentage of the value of taxable property. Based on the Assessed Value.

Advance Refunding. Advance refunding means selling new bonds, all or part of which are to be used to pay an outstanding bond one year or more after the advance refunding bond is issued and before any right to call or otherwise retire the old bond issue arises.

Appropriation. Authorization for spending a specific amount of money for a specific purpose during a fiscal year. The appropriation can be changed during the year by board transfer, grants or the supplemental budget.

Approved Budget. The budget that has been approved by the Board of County Commissioners.

Assessed Value. The value set on real and personal taxable property as a basis for levying taxes. It is the lesser of the property's maximum assessed value (the value that grows by 3%) or real market value.

Assessment Date. January 1. The date on which the real market value of property is set.

Audit. The review and appraisal of the County's accounts and fiscal affairs conducted by an accountant. A report is issued by the auditor expressing an opinion about the financial statements and compliance with requirements.

-B-

Balanced Budget. Oregon Administrative Rule requires jurisdictions within Oregon to propose and adopt balanced budgets. According to the State of Oregon, the definition of a balanced budget is an estimate of expenditures and resources whereby total resources in a fund equal the total expenditures and requirements for that fund, and the total of all resources equal the total of all expenditures and all requirements for all funds of the jurisdiction.

Basis of Accounting. The time various financial transactions are recorded (e.g., cash basis, the modified accrual basis or accrual basis).

Beginning Working Capital. An accounting term used to describe financial resources that are available in the current fiscal year because they were not expended in the previous fiscal year.

Board of Commissioners. As set forth in the Multnomah County Home Rule Charter, the Board of County Commissioners consists of four members, elected by district and a chair elected countywide for a four year term, who are devoted full-time to County's business.

Bond. A written promise to pay a specified sum of money (called the face value or principal amount), at a specified date or dates in the future, called the maturity date(s), together with periodic interest at a specific rate. Bonds issued by state governments or municipalities are generally exempt from tax.

Bonded Debt (“local improvement”). Borrowed monies for a capital construction project, approved by voters to be repaid by a tax levy.

Budget. Basis of the legal authorization for the expenditure of funds. A written plan of financial operation for estimating expenditures for one year, and the proposed means of financing the estimated expenditures. Must include a balanced statement of actual revenues and expenditures during each of the last two years, estimated revenues and expenditures for the current and upcoming year.

Budget Committee. Fiscal planning board of a local government, consisting of the five Commissioners, which authorizes the maximum for the tax levy.

Budget Cycles. The various developmental stages: REQUESTED (prepared by departments), the PROPOSED (prepared by County Chair), APPROVED (adjusted by the Board) and ADOPTED (adjusted/ approved by the Board).

Budget Director’s Message. Written explanation of the budget and the local government’s financial priorities.

Budget Officer (Director). Person designated to assemble budget material and information and to physically prepare the proposed budget.

Budget Period/Fiscal Year. A 12-month period from July 1 through June 30 to which the annual operating budget applies.

-C-

Capital Expenditures/Capital Outlay. Expenditures on items or projects that have a useful life of three or more years, for which the initial costs exceed \$5,000. Examples include machinery, land, furniture, equipment, and building and infrastructure (roads and bridges) projects.

Capital Project. Any major repair, renovation or replacement of a current fixed asset that extends the useful operational life by at least five years or expands the capacity of an existing facility. Also includes construction of a new asset with a useful operational life of at least five years including roads, bridges, parks, marinas, and buildings.

Capital Projects Fund. A fund used to account for resources, such as bond sale proceeds, to be used for major capital purchase or construction projects. May be used for one or more projects.

Cash Basis. System of accounting under which revenues are accounted for only when received in cash, and expenditures are accounted for only when paid.

Categories of Measure 5 Limitation. The three categories in which taxes on property are placed before the constitutional limits can be tested: Education, General Government, Excluded from Limitation.

Certificates of Participation. Financing in which an individual buys a share of the lease revenues of an agreement made by a municipal or governmental entity, rather than the bond being secured by those revenues. This form of financing can be used by the municipal or government entity to circumvent restrictions that might exist on the amount of debt they might be able to take on.

Classification. A group of personnel positions which are enough alike in duties, authority, and responsibilities to require the same qualifications and the same pay for all positions in the group.

Compression Loss. The difference between property taxes actually imposed in a given year and property taxes that would have been imposed if Measure 5 limits did not exist. See Measure 5.

Constraint. Used in budgeting, a limitation set on the amount of General (or other funds) that may be used

by a program or department in a given fiscal year. Multnomah County sets a *constraint* on the amount of General Fund for which that departments may plan.

Contingency. An estimate in an operating fund for unforeseen spending that may become necessary.

Contracted Services. Expense of services rendered under contract by personnel who are not on the payroll of the jurisdiction, including all related expenses covered by the contract.

Current Assets. Assets available to finance current operations or to pay current liabilities.

Current Liabilities. Liabilities due within one year.

Current Year. The fiscal year in progress.

-D-

Debt Service Fund. A fund established to account for payment of general long-term debt principal and interest.

Discretionary Revenue. Revenue not dedicated or restricted for a specific purpose. Local governments can spend these funds on any activity.

Double Majority. A term that refers to an election where at least 50 percent of the registered voters eligible to vote in the election cast a ballot and more than 50 percent voting approve the question.

-E-

Efficiency Measure (Productivity). Efficiency measurement is a method for examining how effectively a program is performing its activities. This is an indicator that measures the cost of resources (e.g., in dollars, FTE, employee hours, time, etc.) per unit of output (e.g., per repair, per case, etc.).

Employee Benefits. Amounts paid on behalf of employees, excluding gross salary. These are fringe benefit payments not paid directly to employees, but are part of total compensation. Examples include health and life insurance, social security taxes, workers' compensation, and unemployment insurance.

Encumbrance. An obligation chargeable to an appropriation and for which part of the appropriation is reserved.

Enterprise Fund. A fund established to account for operations that are financed and operated in a manner similar to private business enterprises.

Expenditures. Total amount incurred if accounts are kept on an accrual or cash basis.

-F-

Fiduciary Fund. A fund used to account for resources held for the benefit of parties outside the County.

Financial Forecast. A report prepared by the budget office that provides annual estimates of the revenues and expenditures for several years. The forecast uses both short and long-term forecasts to plan for the General Fund.

Fiscal Year. A 12-month period from July 1 through June 30 to which the annual operating budget applies.

FTE. Full Time Equivalent. The equivalent of one employee working full-time for one year.

Full Faith and Credit. A pledge of the general taxing power of a government for the payment of a debt obligation. See General Obligation Bonds.

Fund. A fiscal and accounting entity with self-balancing accounts to record cash and other financial resources, related liabilities, balances and changes, all segregated for specific, regulated activities and objectives. Fund types include: general, special revenue, debt service, capital projects, special

assessment, enterprise, internal service, trust and agency, and reserve.

Fund Balance. The excess of assets of a fund over its liabilities and reserves during a fiscal year. Also called Beginning Working Capital (BWC).

-G-

GASB. Governmental Accounting Standards Board (GASB), which establishes and improves standards of state and local governmental accounting and external financial reporting.

General Fund. A fund used to account for most fiscal activities except for those activities requiring to be accounted for in another fund. Consists of discretionary and dedicated revenues.

General Ledger. A financial accounting system for recording and reporting actual expense and revenue activity.

General Obligation Bond. A common type of municipal bond backed by the credit and taxing power of the issuing jurisdiction rather than the revenue from a specific project. General obligation bonds are secured by the government's pledge to use legally available resources, including tax revenues, to repay bond holders. No assets are used as collateral.

Grant. Donation or contribution of cash or other assets to government from a third party, to be used or spent for a specified purpose, activity, or facility.

-H-

Home Rule Charter. Voter-approved charter amendment that grants Multnomah County the authority to make its own laws.

-I-

Indirect Charges. Administrative costs incurred by centralized activities and charged back to funds. Administrative costs include general administration, human resources, legal services, payroll and finance.

Input Indicator. Reports amount of resources such as financial, personnel, material that are devoted to a program. Financial and personnel data are the most common input measures.

Interfund Loans. Loans made by one fund to another. Loans must be repaid by the end of the ensuing year.

-L-

Levy. Amount or rate of ad valorem tax certified by a local government for the support of governmental activities.

Liabilities. Debt or other legal obligation arising from transactions in the past that must be liquidated, renewed, or refunded at a future date, not including encumbrances.

Line-item Budget. The traditional form of budgeting where proposed expenditures are based on individual objects of expense within a department or division.

Local Government. Any city, county, port, school district, community college, public or quasi-public corporation commission operated by a separate board or commission; a municipality.

Local Option Tax. Voter approved temporary taxing authority that is in addition to the taxes generated by the permanent tax rate. Local option taxes can be for general operations, a specific purpose, or capital projects. They are limited to five years unless they are for a capital project, then they are limited to the useful life of the project or 10 years, whichever is less.

-M-

Mandates. Activities required to be performed by local government. Requirements are legislated by state and federal government.

Maximum Assessed Value (MAV). The maximum taxable value limitation placed on real or personal property by the constitution. It can increase a maximum of three percent each year. The three percent limit may be exceeded if there are qualifying improvements made to the property, such as a major addition or new construction.

Measure 5 Constitutional Limits. In 1990, Oregon voters passed Measure 5 which established the maximum amount of tax on property that can be collected from an individual property in each category of limitation. (Art. XI, sect.11b, Or Const.). Property taxes dedicated for schools were capped at \$15.00 per \$1,000 of assessed value, and gradually lowered to \$5. Property taxes for other purposes were capped at \$10 per \$1,000.

Measure 50. In 1997, Oregon voters passed Measure 50, a revision of Measure 47 passed the prior year. These measures fundamentally changed the Oregon property tax system. Each jurisdiction was assigned a permanent tax rate limit. In addition, the assessed value of each property was reduced to FY 1998 and future increases in assessed value were capped. See Assessed Value and Permanent Tax Rate.

Modified Accrual Basis. A method of accounting where revenues and other financial resource increments, such as bond proceeds, are recognized when they become susceptible to accrual, that is, when they become both measurable and available (collectible) to finance expenditures for the current period.

-O-

OAR. Oregon Administrative Rule. Written to clarify Oregon law. Has the authority of law.

Object Classification. A grouping of expenditures, such as personal services, materials and services, capital outlay, debt services, and other types of requirements.

Obligations. The amounts of orders placed, contracts and subgrants awarded, goods and services received, and similar transactions during a given period that will require payment during the same or a future period.

Operating Rate. The rate determined by dividing the local government's operating tax amount by the estimated assessed value of the local government. This rate is needed when a local government wants to impose less tax than its permanent rate will raise.

Ordinance. A formal legislative enactment by the governing board of a municipality.

Organizational Unit. Any administrative subdivision of the local government, especially one charged with carrying on one or more specific functions, such as a department, office or division.

ORS. Oregon Revised Statute. Oregon laws established by the legislature.

Outcome Measure (Results). Designed to report the results of the service. It can often be described as a short-term (e.g., successful treatment completion), intermediate term (e.g., success by 3 or 6 months), or long-term outcome (e.g., 1 year or more). There should be a logical connection from outputs to meaningful outcomes, with activities supporting the results in a sequential fashion.

Output Measure. The most common type of indicator found in most performance measurement systems, reporting the number of units produced or services provided by the program. It describes the activities that a program has completed, but not necessarily their results. Data are typically reported as numbers and not percentages.

-P-

Payroll Expenses. Health and accident insurance premiums, Social Security, retirement contributions, workers' compensation and unemployment taxes are examples.

Performance Management. Using performance measurement information to help set performance goals, allocate and prioritize resources, inform managers to either confirm or change current policy or program direction to meet those goals, and report on the success of meeting those goals.

Performance Measurement. The process of developing meaningful, objective indicators that can be systematically tracked to assess progress made in achieving predetermined goals. Only after the development of meaningful measures and matched with regular review and use is an organization able to move to performance management.

Permanent Rate Limit. The maximum rate of ad valorem property taxes that a local government can impose. Taxes generated from the permanent rate limit can be used for any purpose. No action of the local government can increase a permanent rate limit.

Program Budget. A budget based on programs of work or projects.

Program Evaluation. Systematic collection of information about activities, characteristics and outcomes of programs to make judgments about the program, improve program effectiveness and/or informed decisions about future programming. The application of scientific research methods to estimate how much observed results, intended or not, are caused by program activities.

Program Offer. A proposal from a department(s) that is submitted to County Commissioners. The offer states the services to be provided, the performance expectations, and the cost.

Property Taxes. Ad valorem tax certified to the County Assessor by a local government unit.

Proposed Budget. The financial and operating plan prepared by the County Chair. It is submitted to the public for review and the Board of County Commissioners for approval.

-Q-

Questica. An internet-based program offer input template for use with the Multnomah County Budgeting Process.

Quality Measure. Reflects effectiveness in meeting customer expectations. Measures include reliability, accuracy, courtesy, competence, responsiveness, and completeness associated with the product or service. Customer satisfaction reflects the degree to which the customer's expectations of a service are met/exceeded. Lack of quality can also be measured.

-R-

Real Market Value (RMV). Amount of cash which could reasonably be expected by an informed buyer acting without compulsion, in an "arms-length" transaction during the taxing period for the property.

Receipts. Cash received unless otherwise qualified.

Requirement. Sum of all appropriated and unappropriated items in a fund. Total requirements must always equal total resources in a fund.

Reserve Fund. Established to accumulate money for a specific purpose, such as purchase of new equipment.

Reserves. General reserves are the unappropriated ending fund balance maintained at an equivalent of 10% of the corporate revenues (see Financial Policies). These are the resources maintained to ensure the future financial stability of the County.

Resolution. A formal order of a governing body; lower legal status than an ordinance.

Resource. Estimated beginning funds on hand plus anticipated receipts. See Revenues.

Revenues. Money received or anticipated by a local government from either tax or non-tax sources.

-S-

SB 1145. In 1995, the legislature passed Senate Bill 1145, which transferred management of offenders sentenced for 12 months or less to the counties, effective January 1, 1997.

SB 400. In 2007, the legislature passed Senate Bill 400, which made safety and staffing a mandatory subject of bargaining for public safety employees.

Serial Levy. A voter approved tax levy for a specific purpose, over a specific time no greater than five years, and for a specified maximum amount.

Special Revenue Fund. A fund used to account for the proceeds of specific revenue sources (other than special assessments, expendable trusts, or major capital projects) that are legally restricted to expenditure for specific purposes.

Supplemental Budget. A financial plan prepared after the regular budget has been adopted to meet unexpected needs or to spend revenues not anticipated when the regular budget was adopted.

-T-

Target Allocation. Limitation set on the amount of General (or other) funds that may be used by a program or department in a given fiscal year.

Tax. Any charge imposed by a governmental unit upon a business, property or upon a property owner.

Tax Levy. Total amount of taxes imposed by a local government unit.

Tax on Property. Tax, fee, charge or assessment imposed by a government unit upon property or upon a property owner as a direct consequence of ownership except charges and assessment for local improvements.

Tax Rate. The amount of tax stated in terms of a unit of tax for each \$1,000 of assessed valuation of taxable property.

Tax Roll. The official list showing the amount of taxes levied against each property.

Transfers. Amounts distributed from one fund to finance activities in another fund. Shown as an expenditure in the originating fund and a revenue in the receiving fund.

Trust Fund. A fund used to account for fiscal activities of assets held in trust by a government.

-U-

Unappropriated Ending Fund Balance. Amount set aside in the budget to be used as a cash carryover to the next fiscal year or period budget. It provides the local government with cash until tax money is received from the county treasurer in November. This amount cannot be transferred by resolution or used through a supplemental budget, unless necessitated by a qualifying emergency.

Unappropriated Reserves. The unappropriated ending balance is called a "requirement", not an expenditure. The law specifically requires the unappropriated ending fund balance to become a budget resource in the next fiscal year (cash balance). During a current year, unappropriated funds are not available under *any* circumstance.

Unincorporated Area. The areas of the County outside city boundaries.

Acronyms

AA	Affirmative Action	IGA	Intergovernmental Agreement
ACA	Affordable Care Act	ISR's	Internal Service Rates
ADA	Americans with Disabilities Act	JOHS	Joint Office of Homeless Services
AOC	Association of Oregon Counties	LIB	Library
ARRA	American Recovery & Reinvestment Act	LID	Local Improvement District
BCC	Board of County Commissioners	LPSCC	Local Public Safety Coordinating Council
BIT	Business Income Tax	M&S	Materials and Supplies
BWC	Beginning Working Capital	MCDC	Multnomah County Detention Center
CAFR	Comprehensive Annual Financial Report	MCIJ	Multnomah County Inverness Jail
CAP	Climate Action Plan	MCSO	Multnomah County Sheriff's Office
CATC	Crisis Assessment and Treatment Center	MWESB	Minority/Women-Owned Emerging Small Business
CBAC	Citizen Budget Advisory Committee	METRO	Portland Metropolitan Regional Government
CCFC	Commission on Children Families and Communities	MHSD	Mental Health & Addictions Services
CCO	Coordinated Care Organization	MVRT	Motor Vehicle Rental Tax
CDC	Center for Disease Control	NACo	National Association of Counties
CFO	Chief Financial Officer	NOI	Notice of Intent
CIC	Citizen Involvement Commission	NOND	Nondepartmental
CIP	Capital Improvement Plan	OAR	Oregon Administrative Rules
COLA	Cost of Living Allowance	OHP	Oregon Health Plan
COO	Chief Operating Officer	OHS	Oregon Historical Society
CPI	Consumer Price Index	OPEB	Other Post Employment Benefits
CPI-W	Consumer Price Index for Urban Wage Earners and Clerical Workers	OPSRP	Oregon Public Services Retirement Plan (successor to PERS)
CRC	Charter Review Commission	ORS	Oregon Revised Statutes
DA	District Attorney	OTO	One-Time-Only
DCA	Department of County Assets	PDC	Portland Development Commission
DCHS	Department of County Human Services	PERS	Public Employees Retirement System (succeeded by OPSRP)
DCJ	Department of Community Justice	RACC	Regional Arts and Culture Council
DCM	Department of County Management	SUN	Schools Uniting Neighborhoods
DCS	Department of Community Services	TAN	Tax Anticipation Note
EIS	Environmental Impact Statement	TIF	Tax Increment Financing
FTE	Full-Time Equivalent Employees	TSCC	Tax Supervising and Conservation Commission
FY	Fiscal Year	UGB	Urban Growth Boundary
GAAP	Generally Accepted Accounting Principles	UR	Urban Renewal
GASB	Governmental Accounting Standards Board		
GFOA	Government Finance Officer's Association		
GO	General Obligation Bond		
HD	Health Department		
HR	Human Resources		
ITAX	Multnomah County Temporary Personal Income Tax (2003-2005)		



Multnomah County, Oregon
multco.us