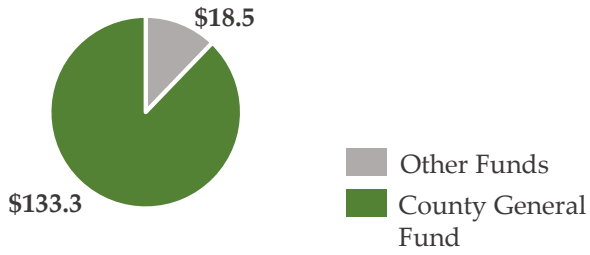
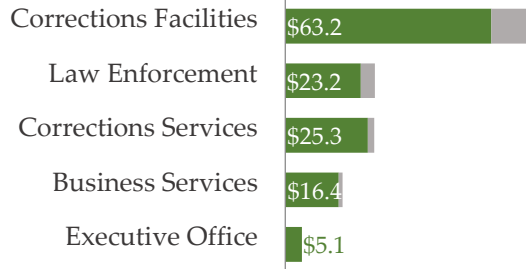


Multnomah County Sheriff's Office FY 2019 Proposed Budget

FY 2019 Proposed Budget (\$M)



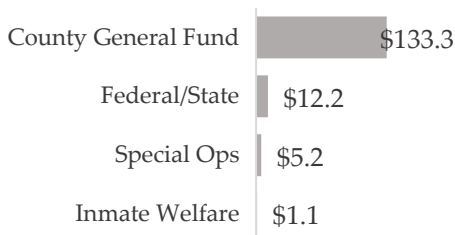
2019 Proposed Budget by Division (\$M)



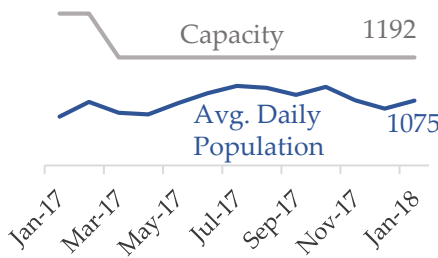
Labels reflect County General Fund amounts

Service and Operational Trends

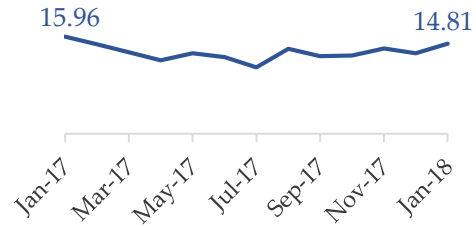
FY 2019 Proposed Expenditures by Fund



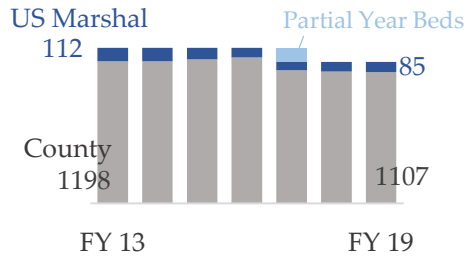
Jail Average Daily Population



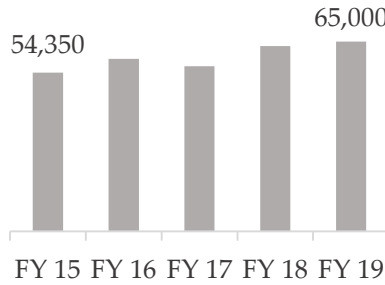
Jail Average Length of Stay (Days)




Budgeted Jail Bed Capacity by Type



Enforcement: Calls for Service¹



Department FTE²



Department Activities



35,00 average annual bookings



River Patrol issued 2,000 reports, warnings, and citations



Aid and Assist Docket engaged 650 people with mental health needs



Patrol responded to 63,400 calls for service with an average response time of 10 minutes

FY 2019 Reductions or Reallocations

- Cut In-Jail Human Trafficking position
- Cut one vacant Undersheriff position
- Cut one position from Close Street Program
- Cut 2 positions from River Patrol

FY 2019 New OTO or Ongoing Funding

- \$315,000 OTO General Fund for 2 FTE in HOPE Homeless Outreach Program
- \$1 million OTO General Fund for repairs to Boathouses
- \$1 million OTO General Fund for Multnomah County Detention Center suicide prevention improvements
- \$84,000 ongoing General Fund for Boathouse Maintenance

¹ Calls for Service include both self-initiated (e.g. traffic stops) and dispatched incidents (home checks, emergency response, etc.).

² FTE increases in FY 2016 and FY 2019 reflect new Intergovernmental Agreements (IGAs) to provide police services in Fairview and Troutdale, which occurred mid-way through the prior fiscal year.

³ Icons made by Freepik from www.flaticon.com