

# \$279.6 million

## Proposed Capital Budget

Includes \$26.1 million in cash transfers, contingencies, and unappropriated balances

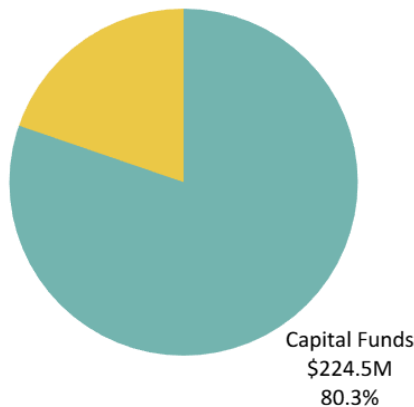
**36.68 FTE**  
Total Proposed Staffing



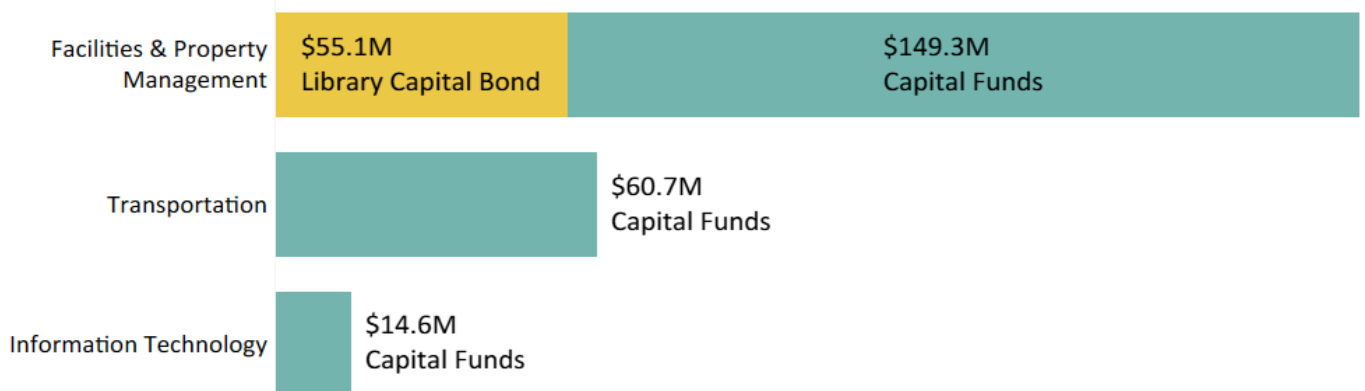
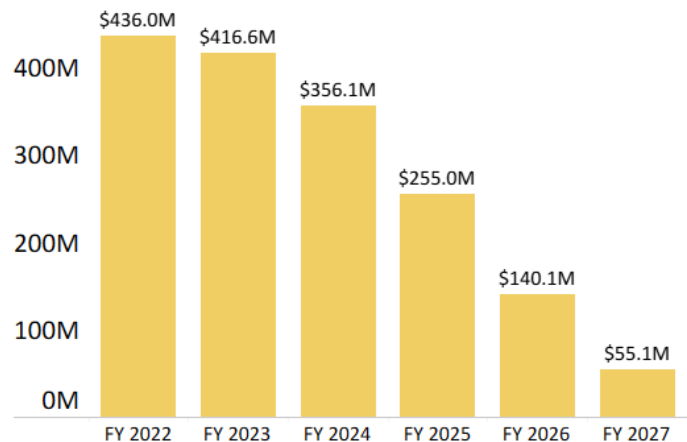
General Fund

**\$15.1 million**  
New One-Time Only Programs<sup>1</sup>

Library Capital Bond Fund  
\$55.1M  
19.7%



### Library Capital Bond Fund History



<sup>1</sup> New One-Time-Only investments originate as General Funds and are cash transferred to internal service funds.

### Table of Capital Program Offers

County budget and financial policies state that, after funding reserves, 50% of one-time-only General Fund resources will be allocated to the capitalization or recapitalization of major County facilities and/or information technology projects. In compliance with this policy, General Fund resources allocated to capital funds may appear as Other Funds in the tables below.

Facilities & Property Management will manage \$15.1 million of new One-Time-Only investments from County General Funds for three projects<sup>2</sup>.

- Walnut Park Redevelopment Planning (78235) \$250,000
- Sobering and Crisis Intervention Center (78249B) - FY 2027 Investment \$12,397,579
- Vector Control Relocation Project (78256) \$2,500,000

The following table shows the programs by division that make up the County’s total capital budget. Additional information is available in the programs shared in Volume 2. Figures shown by program offer include cash transfers, contingency, and unappropriated balances.

Prog. #	Program Name	General Fund	Other Funds	Total Cost	FTE
<b>Facilities &amp; Property Management Division</b>					
78228A	Library Capital Bond Construction		32,175,950	32,175,950	9.00
78228G	Library Capital Bond Construction: East County Library		16,831,786	16,831,786	0
78228H	Library Capital Bond Construction: Belmont Library		4,157,606	4,157,606	0
78228I	Library Capital Bond Construction: Northwest Library		692,095	692,095	0
78228J	Library Capital Bond Construction: St. Johns Library		1,259,707	1,259,707	0
78233	Justice Center Electrical System Upgrade - Bus Duct Replacement Phase 2		10,699,985	10,699,985	0
78234	New Animal Services Facility - Design Phase		3,304,926	3,304,926	0
78235	Walnut Park Redevelopment Planning		326,068	326,068	0
78237	Rockwood Community Health Center		2,266,957	2,266,957	0

<sup>2</sup> Note General Funds are cash transferred in the Budget to the respective Internal Service Funds.

# Capital Budget

## FY 2027 Proposed Budget

Prog. #	Program Name	General Fund	Other Funds	Total Cost	FTE
78240	Hansen Complex Deconstruction Phase 1		1,450,138	1,450,138	0
78243	Homeless Services Department (HSD) Capital Program		2,473,758	2,473,758	0
78245	Facilities Capital Improvement Program		97,842,195	97,842,195	14.00
78249	Sobering and Crisis Intervention Center		12,102,419	12,102,419	0
78249B	Sobering and Crisis Intervention Center - FY 2027 Investment		12,397,579	12,397,579	0
78250	Vance Pit Security Fence		124,783	124,783	0
78251	DCJ East Campus Expansion		854,406	854,406	0
78252	Downtown Real Estate Options Analysis		125,000	125,000	0
78253	FPM Prophet Center Relocation Options Analysis		119,730	119,730	0
78255	ADA All-Gender Restroom Multnomah Building		178,625	178,625	0
78256	Vector Control Relocation Project		5,000,000	5,000,000	0
	<b>Total Facilities &amp; Property Management</b>	<b>0</b>	<b>204,383,713</b>	<b>204,383,713</b>	<b>23.00</b>
<b>Information Technology</b>					
78301	IT Technology Improvement Program		2,946,176	2,946,176	1.00
78330	CEDARS Replacement		3,702,490	3,702,490	0
78331	Homeless Management Information System (HMIS)		2,984,250	2,984,250	0
78332	Public Website and Digital Services Transformation		1,162,291	1,162,291	0
78335	Preschool For All - Preschool Early Learning Technology		416,320	416,320	0
78336	Radio System Replacement		1,616,638	1,616,638	0
78337	Network Access Control		310,000	310,000	0
78339	DCHS Workflow Software		500,000	500,000	0
78340	Enterprise Resource Planning Historical Data Retention		725,544	725,544	0
78345	Lobbying Reporting Software		200,000	200,000	0
	<b>Total Information Technology</b>	<b>0</b>	<b>14,563,709</b>	<b>14,563,709</b>	<b>1.00</b>

# Capital Budget

FY 2027 Proposed Budget

Prog. #	Program Name	General Fund	Other Funds	Total Cost	FTE
<b>Transportation</b>					
90018	Transportation Capital		27,873,425	27,873,425	11.83
90019	Earthquake Ready Burnside Bridge		32,776,758	32,776,758	0.85
	<b>Total Transportation</b>	<b>0</b>	<b>60,650,183</b>	<b>60,650,183</b>	<b>12.68</b>
	<b>Total Capital</b>	<b>0</b>	<b>279,597,605</b>	<b>279,597,605</b>	<b>36.68</b>

## Capital Programs by Fund

Figures shown by fund include cash transfers, contingency, and unappropriated balances.

Fund	Fund Name	Total Budget	Total FTE
1501	Road Fund	17,367,481	7.30
1503	Bicycle Path Construction Fund	590,121	0
1509	Willamette River Bridges Fund	1,329,700	4.53
2503	Asset Replacement Revolving Fund	602,579	0
2506	Library Capital Construction Fund	14,393,163	0
2507	Capital Improvement Fund	41,791,962	0
2508	Information Technology Capital Fund	14,563,709	1.00
2509	Asset Preservation Fund	46,500,198	14.00
2511	Sellwood Bridge Replacement Fund	8,586,123	0
2515	Burnside Bridge Fund	32,776,758	0.85
2517	Multnomah County Library Capital Construction (GO Bond) Fund	55,117,144	9.00
2518	Justice Center Capital Fund	10,699,985	0
2519	Homeless Services Capital Fund	2,473,758	0
2520	Animal Services Facility Capital Fund	3,304,926	0
2521	Sobering and Crisis Intervention Capital Fund	24,499,998	0
2522	Vector Control Relocation Capital Fund	5,000,000	0
	<b>Total Capital by Fund</b>	<b>279,597,605</b>	<b>36.68</b>