



District Attorney's Office FY 2027 Approved Budget

Presented to the
Board of County Commissioners

Multnomah County
April 28, 2026

www.multco.us/budget



Agenda

1 Introduction

2 Community Budget Advisory Committee

3 Vision & Values

4 Budget Overview

5 Budget by Division

6 Questions

CBAC Budget Feedback

- Recommendations were guided by core values
 - Public Safety
 - Equitable access to justice
 - Responsible stewardship of public resources
 - Long-term sustainability of services, both for the community and the office
- Top priorities to fund
 - Support for East County services, specifically the MCDA Access Attorney Program (MAAPS)
 - Civil Commitments
 - Legal Assistants
- Top Concerns
 - Losing ground where progress has been made
 - Choosing between values and necessity





FY 2027 Approved Budget

**MCDA
Vision & Values**

Multnomah County District Attorney - Our Vision



Increase and maintain public safety through compassionate accountability, empowerment of crime victims, and community collaboration

Commitment to Equity



Community Well-Being Requires Coordinated Systems





FY 2027 Approved Budget Overview

Budget Approach & Fiscal Responsibility

- Protect Core Public Safety Functions & Sustain Recent Gains
- Focus on Victims & Compassionate Accountability
- Advance Economic Stability & Vitality Through Public Safety
- Operate a Modern & Efficient Justice System

MCDA Budget

By the Numbers

\$57.2 million

FY 2027 Approved Operating Budget

▲ **0.6% (\$0.4M) increase** from
FY 2026 Adopted Operating Budget

▼ **5.0% (\$2.3M) decrease** from
General Fund reductions

Operating budgets exclude cash transfers,
contingencies, and unappropriated balances.

210.10 FTE

▼ **14.50 decrease** from
FY 2026 Adopted

\$57.2 million Total Budget

Incl. cash transfers, contingencies, and
unappropriated balance

New General

Fund Investments

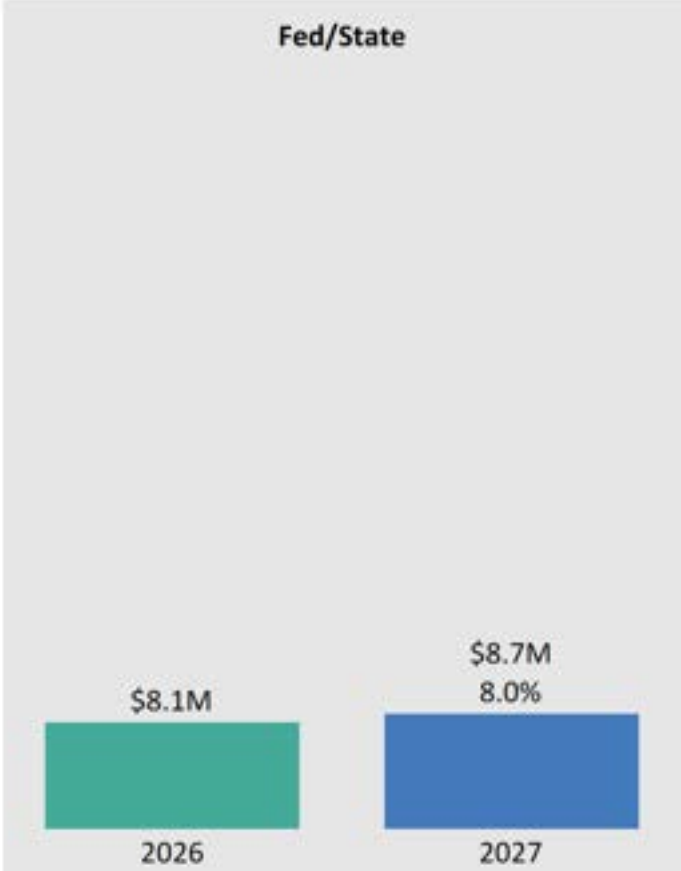
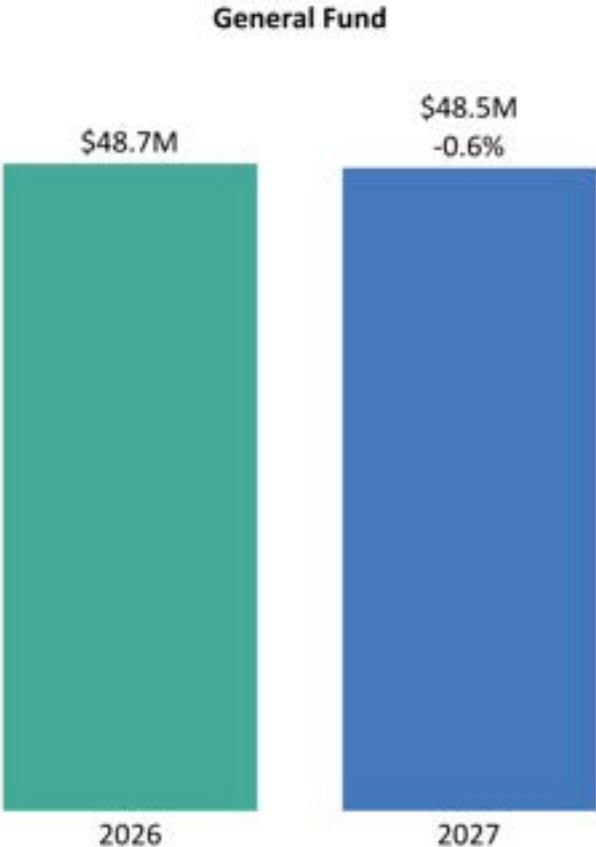
\$0.9 million Ongoing

Reductions from Current Service Level

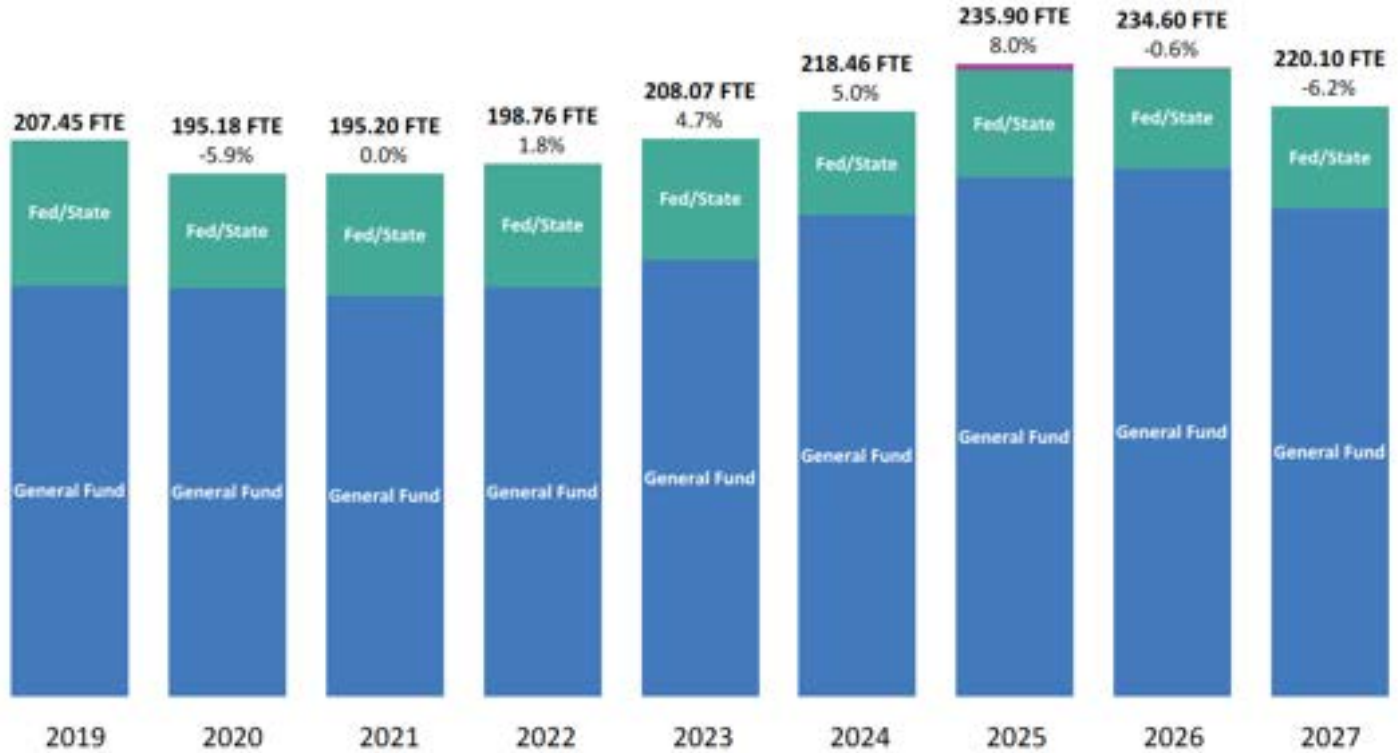
PO #	Program Offer Name or Reduction Description	General Fund Reductions	GF FTE Red.	Other Funds Reductions*	OF FTE Red.	Total Reductions*
Grants and One-time-Only						
15015	Victim Assistance Program - Case Companion grant			(25,320)	(0.17)	(25,320)
15015	Victim Assistance Program - Gun Violence grant			(24,690)	(0.20)	(24,690)
15021	Justice Integrity Unit - Expungement grant			(213,893)	(2.00)	(213,893)
15302	Robbery, Traffic, & Guns Unit - Gun Violence Grant			(93,062)	(0.34)	(93,062)
15206	Strategic Pros. Unit - Retail & Auto Theft Task Forces	(500,111)	(2.50)	(350,000)	(2.50)	(850,111)
General Fund Constraint						
15003	Finance Unit - Financial Analyst Senior	(189,115)	(1.00)			(189,115)
15021	Justice Integrity Unit - DDA 3 with partial add back	(198,411)	(1.00)			(198,411)
15203	Property & Narcotics Unit - DDA 2	(233,478)	(1.00)			(233,478)
15206	Strategic Pros. Unit - MCDA Access Attorney Program	(1,033,588)	(3.00)			(1,033,588)
15209	Treatment Court - Civil Commitment DDA 2	(222,680)	(1.00)			(222,680)
Various	Senior Legal Assistants	(386,103)	(3.00)			(386,103)
	Total	(2,763,486)	(12.50)	(706,965)	(5.21)	(3,470,451)

*Does not include new reduction in TriMet funding totaling \$772,350 and 4.00 FTE (will be incorporated in technical amendment)

Operating Budget by Fund: \$57.2 M



FTE Trend FY 2019-2027



Supportive Housing Services

	2019	2020	2021	2022	2023	2024	2025	2026	2027
Fed/State	54.42	43.00	45.87	46.08	45.21	38.90	40.21	37.85	38.14
General Fund	153.03	152.18	149.33	152.68	162.87	179.56	193.69	196.75	181.96

Operating Budget by Category - \$57.2 M



	2022	2023	2024	2025	2026	2027
Personnel	\$33.6M	\$37.0M	\$40.4M	\$45.2M	\$47.3M	\$47.5M
Internal Services	\$5.0M	\$5.5M	\$6.0M	\$6.2M	\$5.8M	\$5.9M
Materials & Supplies	\$1.1M	\$1.2M	\$2.7M	\$2.0M	\$2.1M	\$2.5M
Contractual Services	\$1.2M	\$1.1M	\$1.2M	\$1.2M	\$1.6M	\$1.3M



FY 2027 Approved Budget by Division

Administration

Violent Crimes

Family Justice & Community Impact

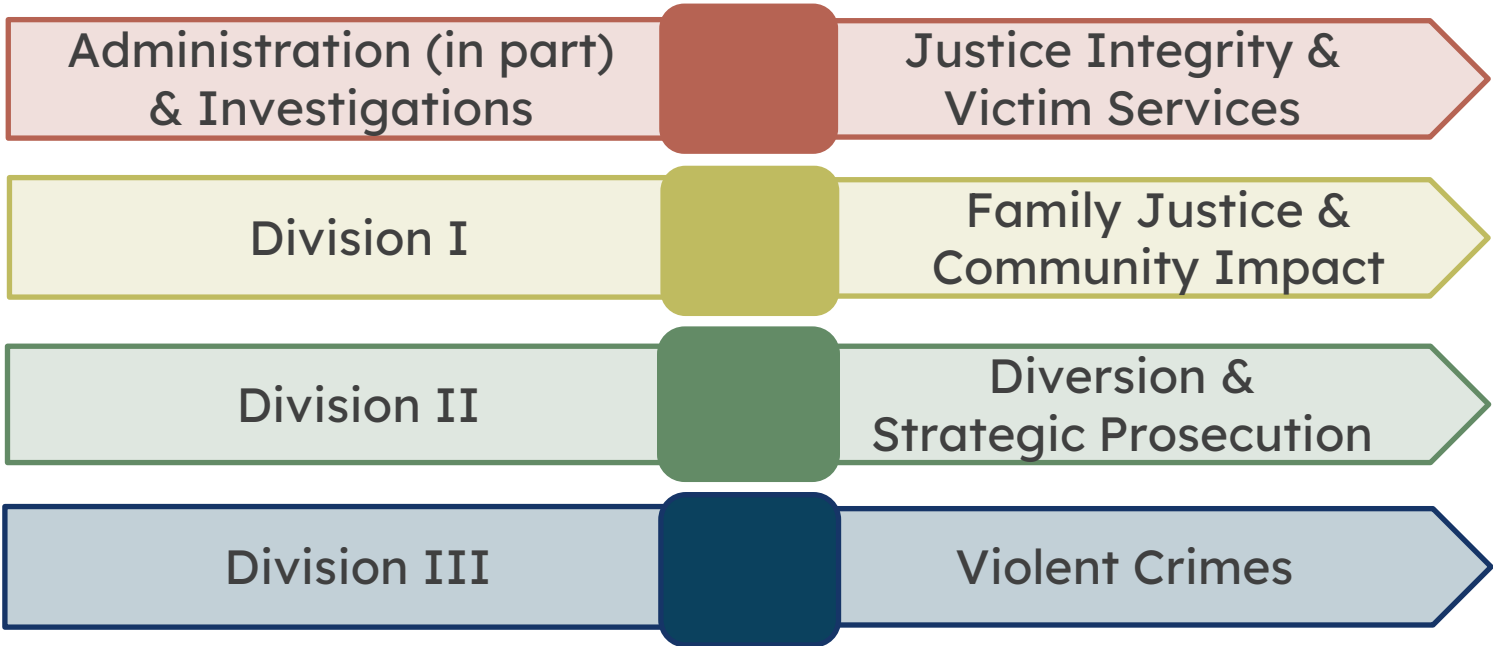
Diversion & Strategic Prosecution

Justice Integrity & Victim Services

New Division Names

FY 2026

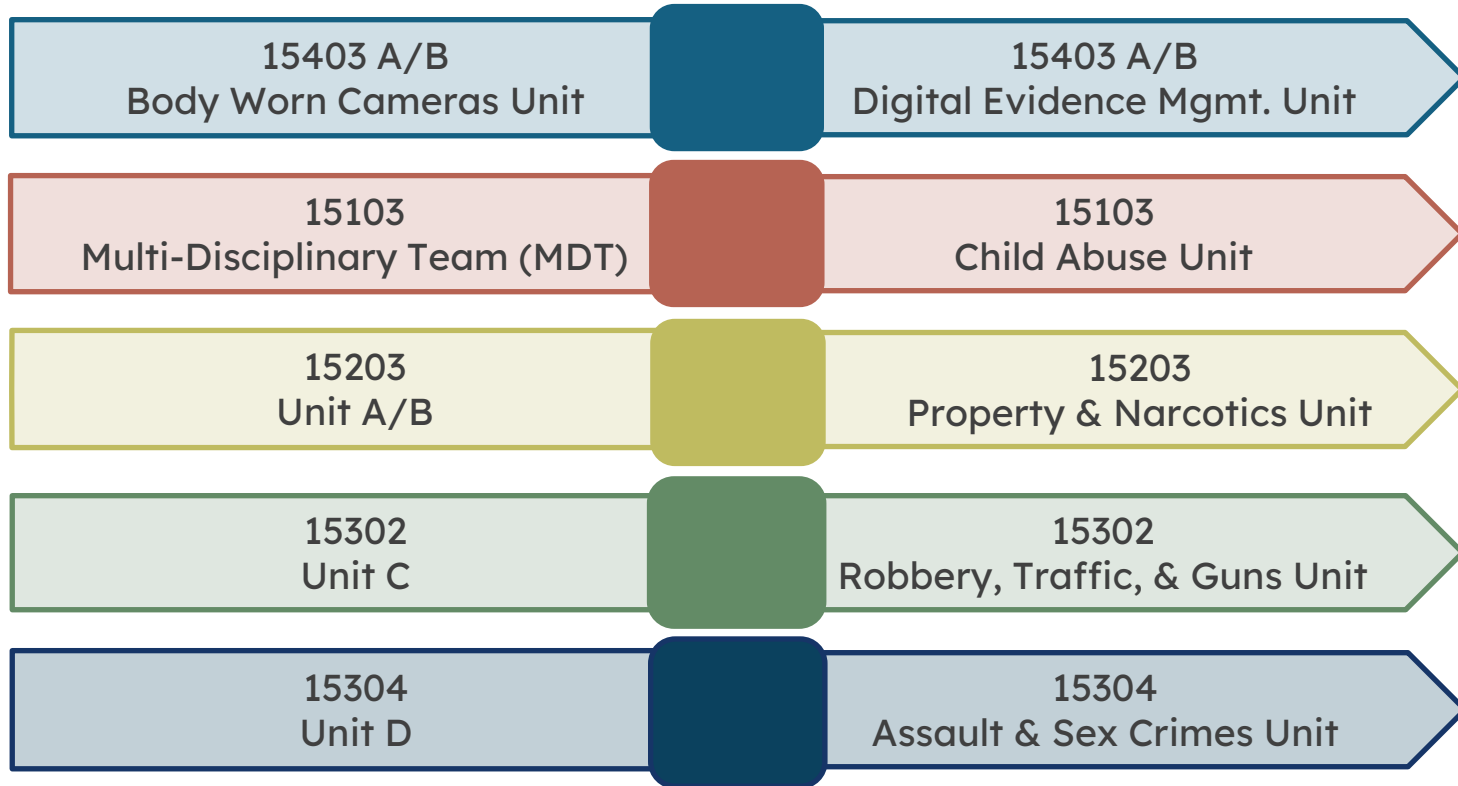
FY 2027



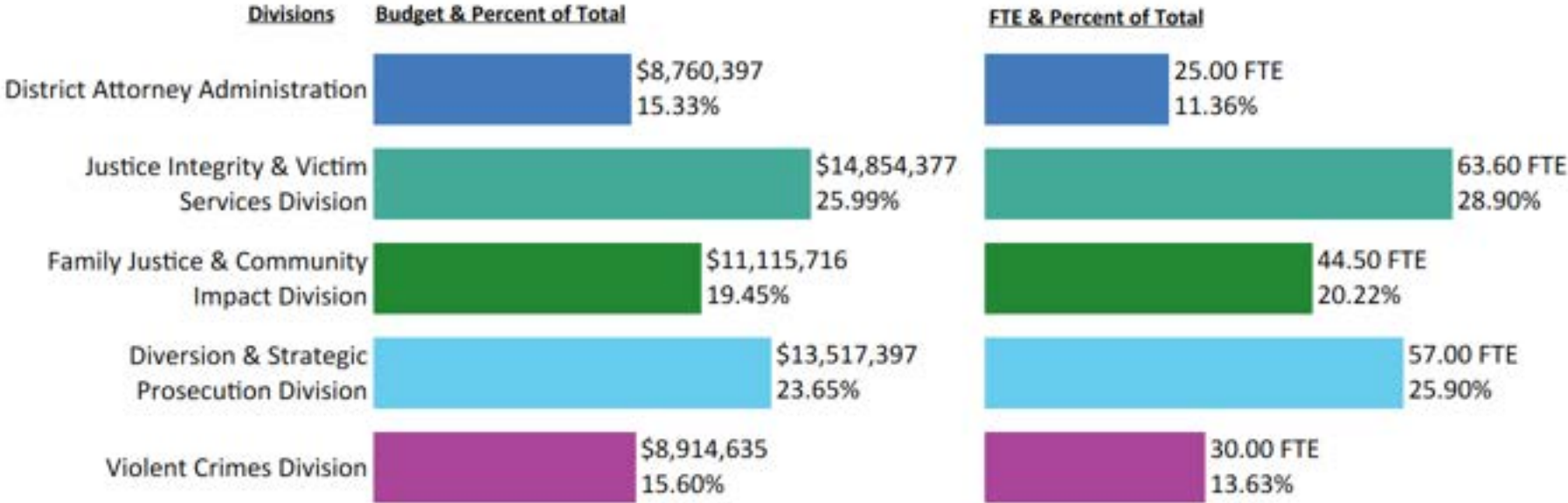
New Program Offer Names

FY 2026

FY 2027



Operating Budget by Division (\$57.2 M & 220.10 FTE)

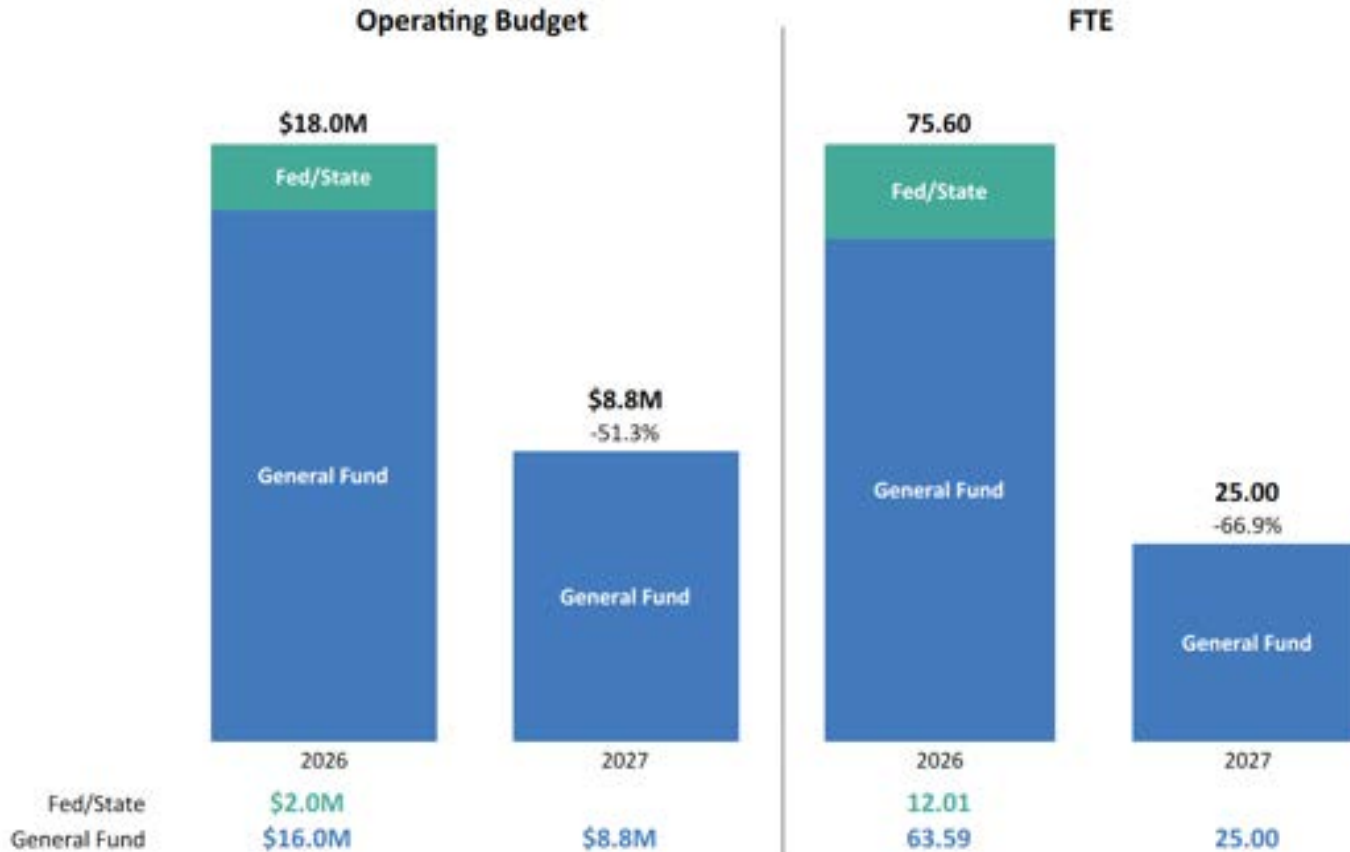




District Attorney Administration Division

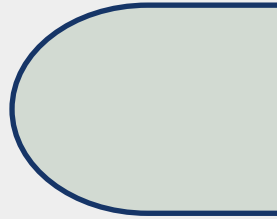
Office of the District Attorney
Information Technology Unit
Finance Unit
Human Resources Unit
Equity & Inclusion Unit

Administration: Operating Budget & FTE

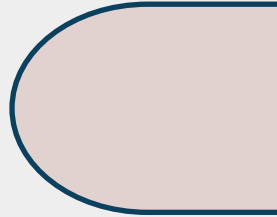


Administration

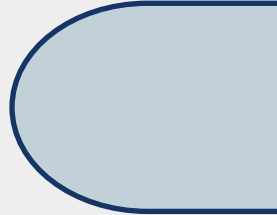
Challenges & Responses




Workforce Development
& Retention



System Integration &
Workflow Modernization

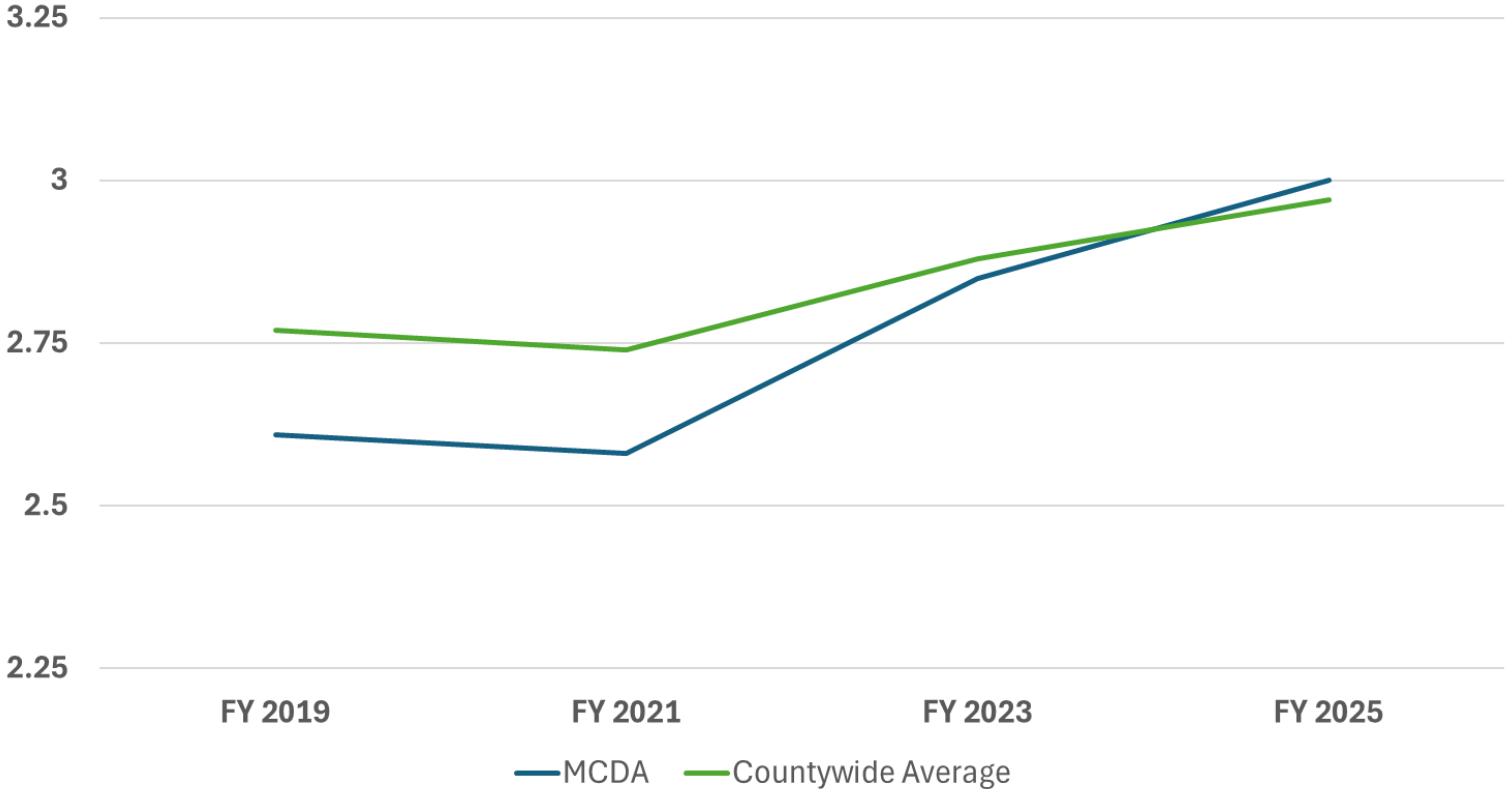


Evolving Legal
Requirements & Issues

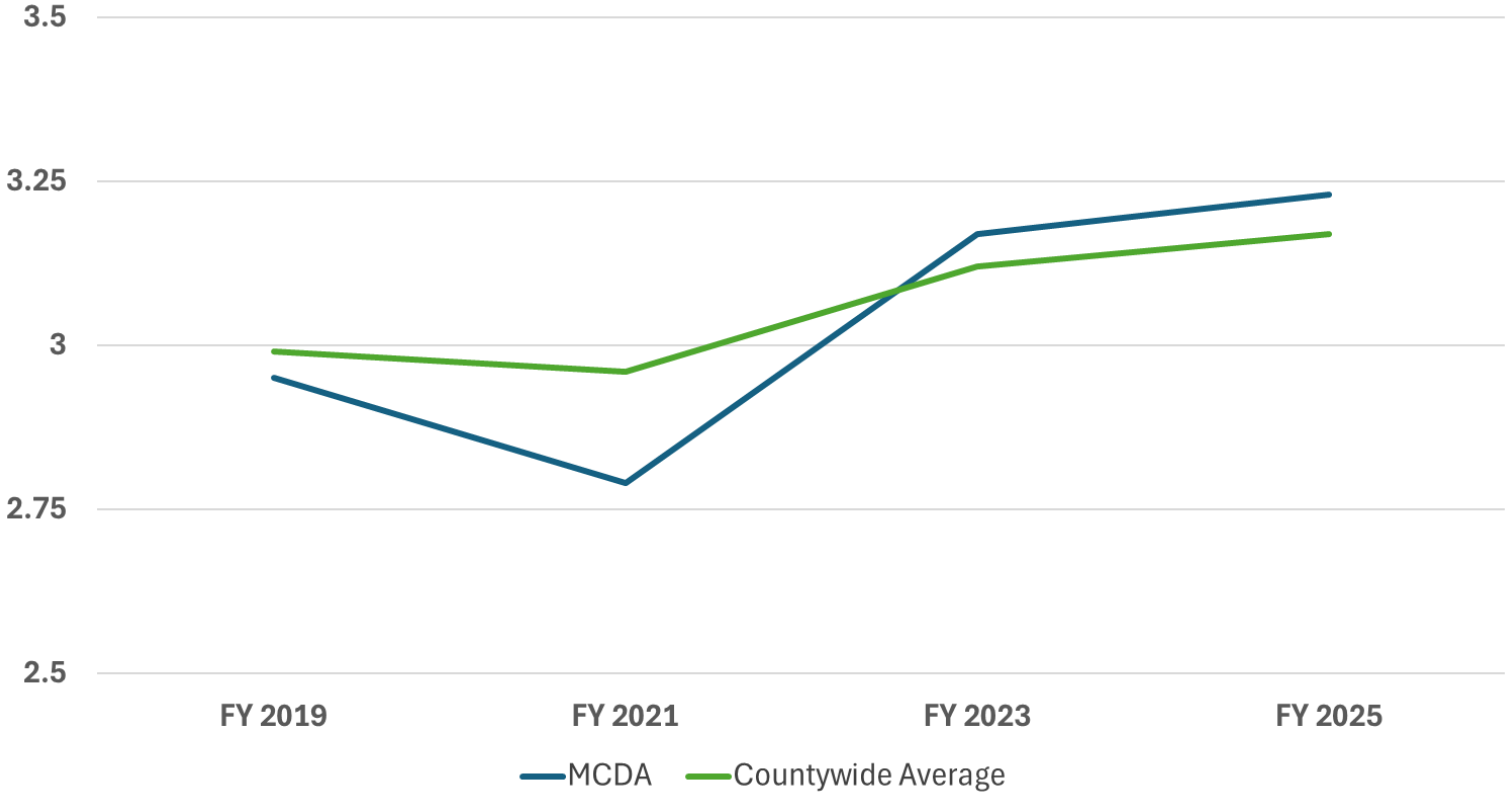


Public Defense Crisis &
Time to Disposition

Countywide Employee Survey – Supervision & Communication



Countywide Employee Survey – Employee Belonging



Administration: Reductions*

PO #	Program Offer Name or Reduction Description	General Fund Reductions	GF FTE Red.	Other Funds Reductions	OF FTE Red.	Total Reductions
15003	Finance Unit - Financial Analyst Senior	(189,115)	(1.00)			(189,115)

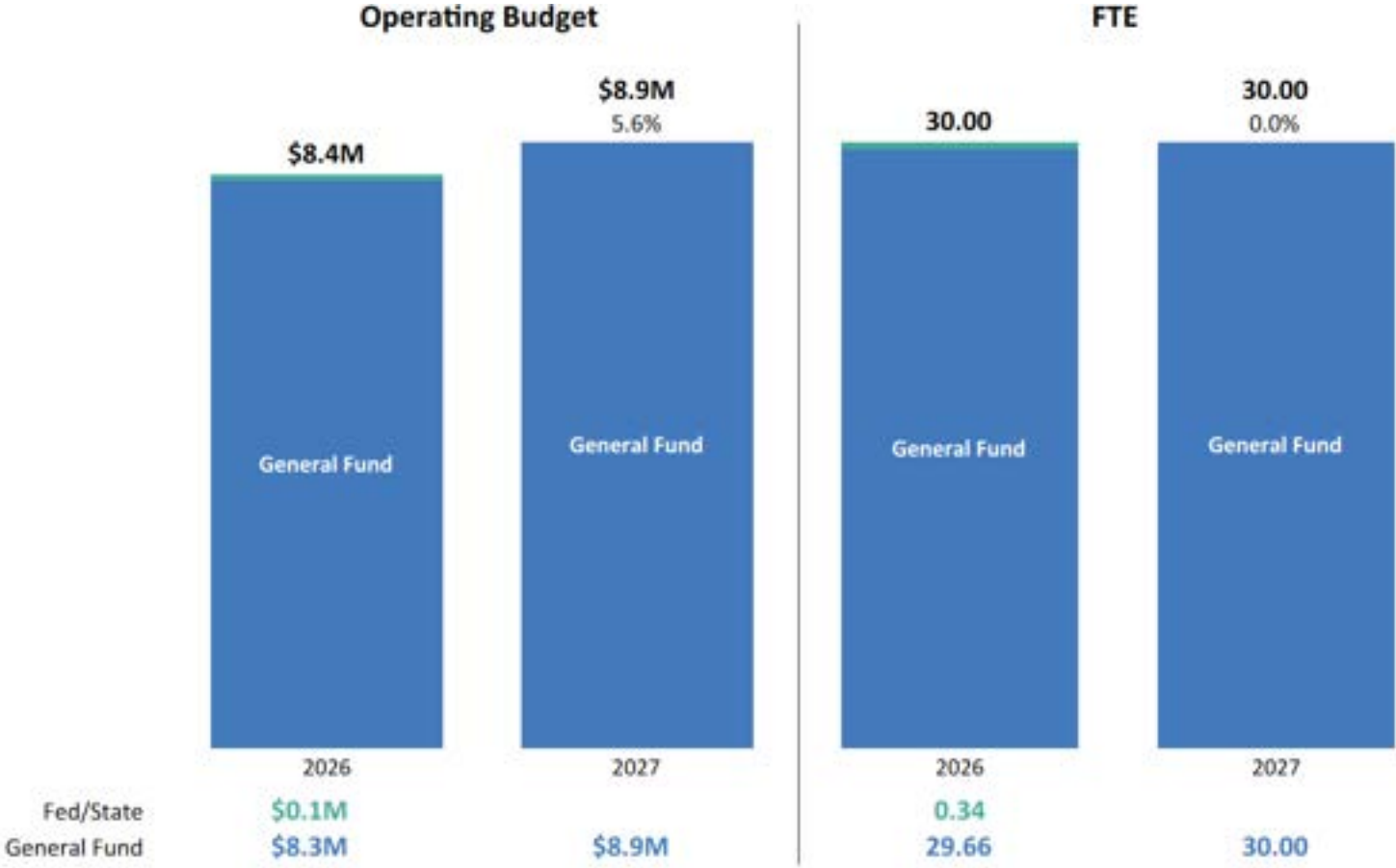
*A Division Director 2 was eliminated in the Administration Division through an internal reallocation to fund 3.00 FTE Senior Legal Assistant that were ultimately accepted for General Fund constraint reduction.



Violent Crimes Division

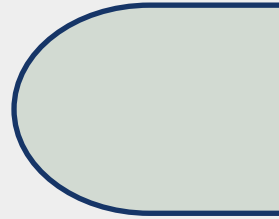
Robbery, Traffic, & Guns Unit
Assault & Sex Crimes Unit
Homicide Unit

Violent Crimes: Operating Budget & FTE

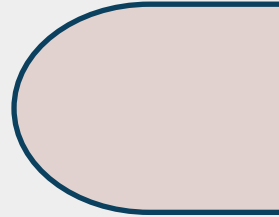


Violent Crimes

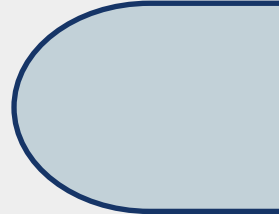
Challenges & Responses




Serious & Complex
Cases



Victim & Survivor Needs



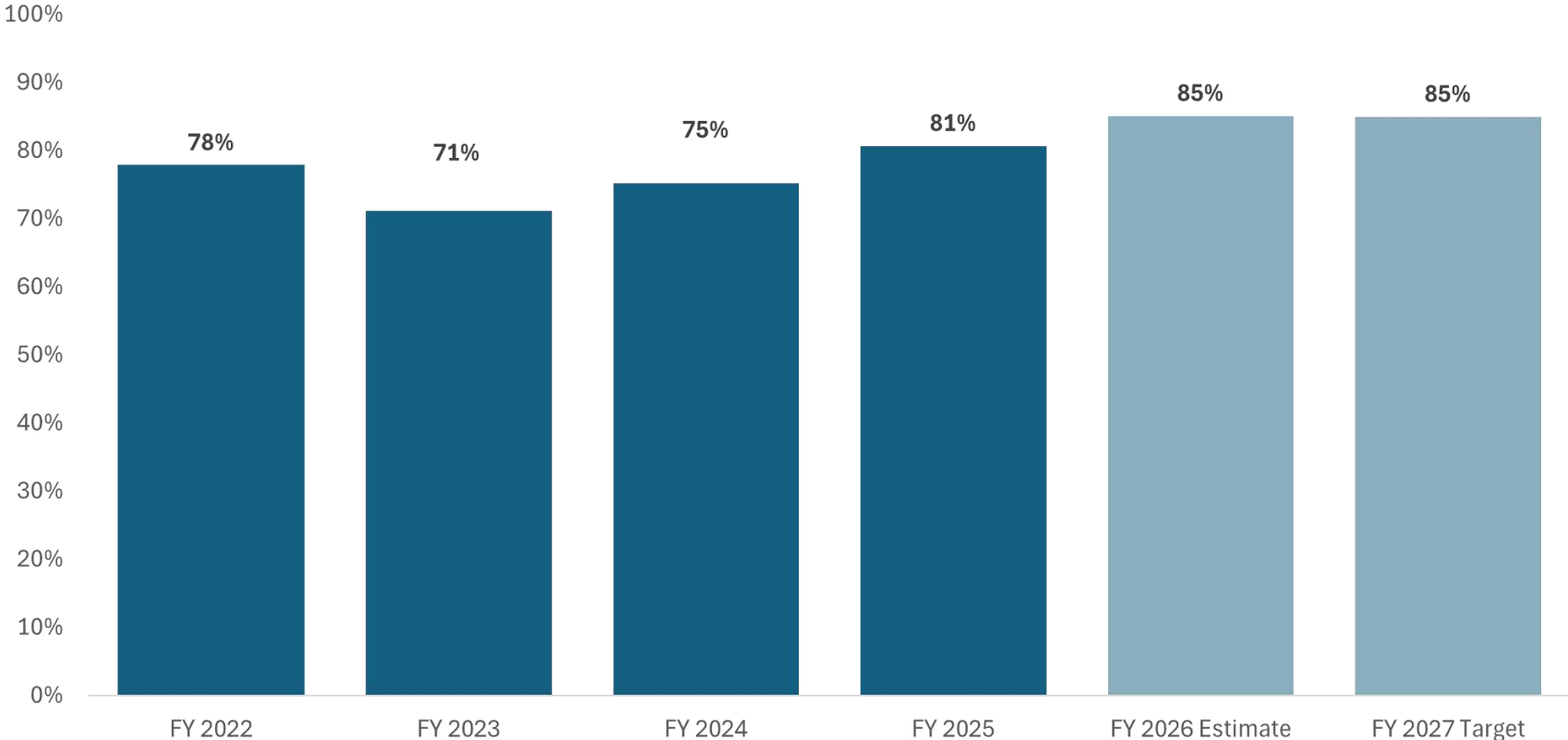
Evidentiary &
Investigative Demands



Sustaining Public Safety
Gains

Violent Crimes Division Video

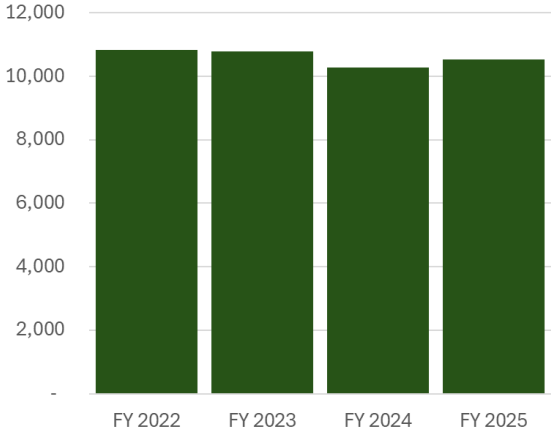
Case Issuance Rates for Violent Crime



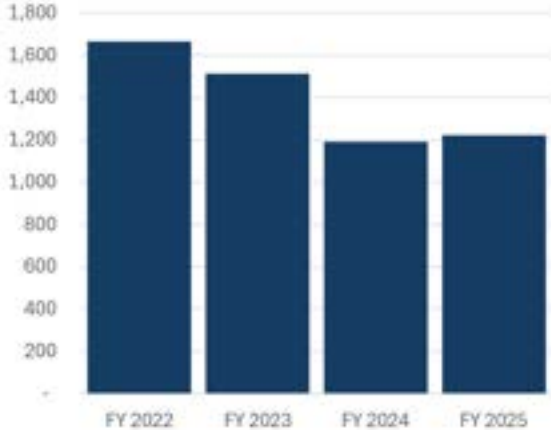
Includes the following crime types: Murder I/II, Attempt Murder, Manslaughter, Rape I, Sodomy I, Sex Assault I, Assault I/II, Robbery I/II, and Unlawful Use of a Weapon

Violent Crimes Reported to Multnomah County Law Enforcement

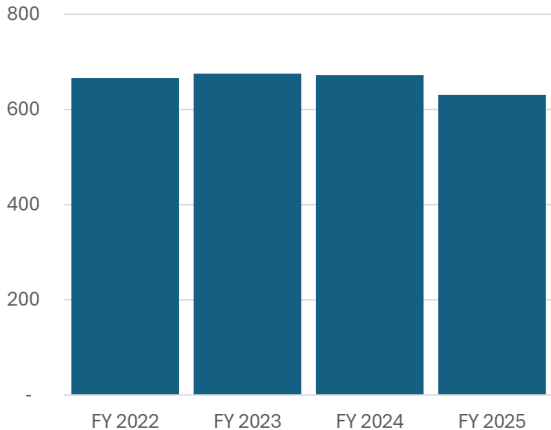
Assaults



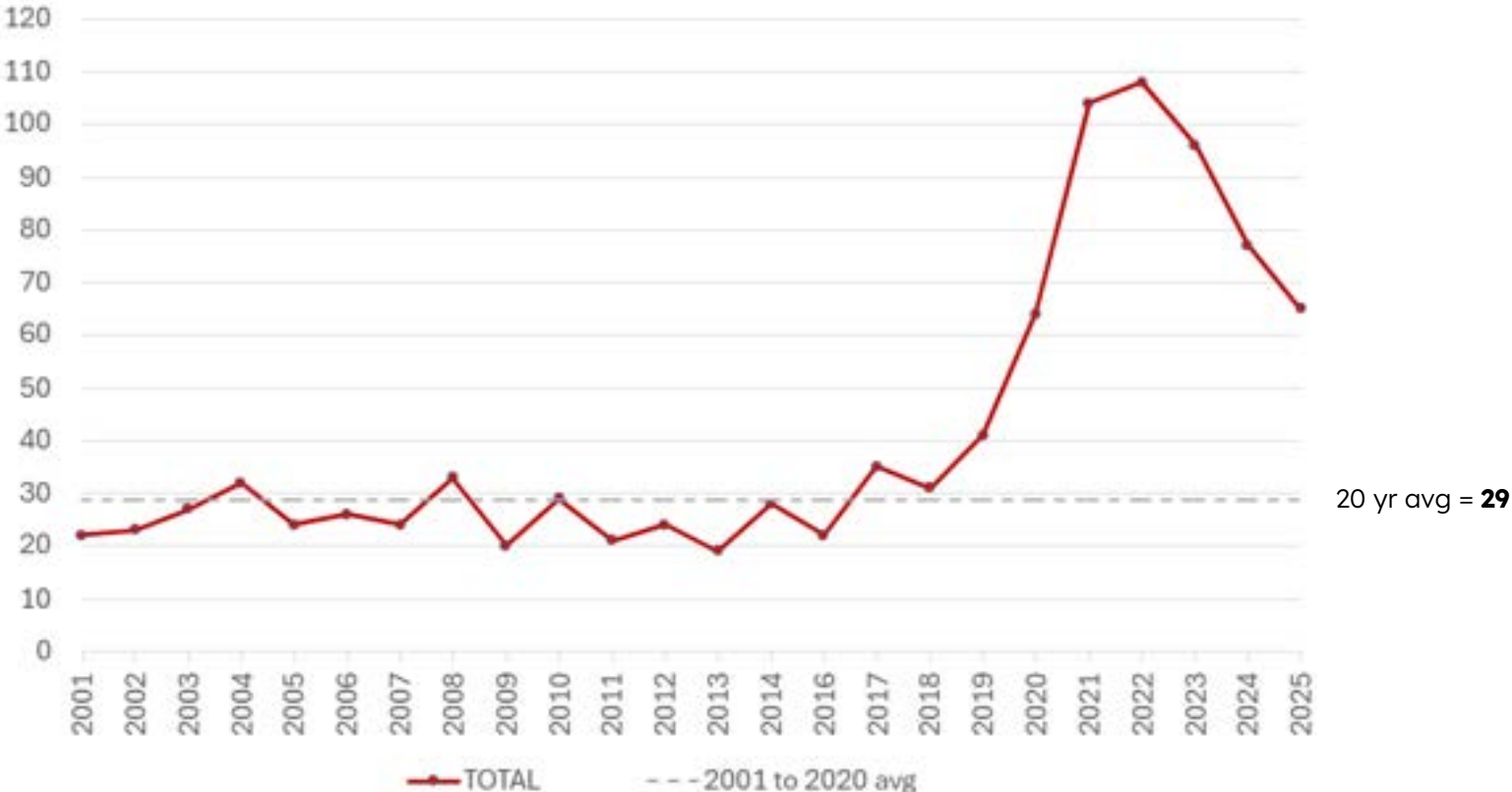
Robberies



Sex Assaults



Homicides Reported to Multnomah County Law Enforcement



Reductions – Senior Legal Assistants

PO #	Program Offer Name or Reduction Description	General Fund Reductions	GF FTE Red.	Other Funds Reductions	OF FTE Red.	Total Reductions
Violent Crimes Division						
15302	Robbery, Traffic, & Guns Unit – Senior Legal Assistant	(128,701)	(1.00)			(128,701)
Family Justice & Community Impact Division						
15101	Misdemeanor Trial Unit – Senior Legal Assistant reduction	(128,701)	(1.00)			(128,701)
Diversion & Strategic Prosecution Division						
15203	Property & Narcotics Unit - Senior Legal Assistant	(128,701)	(1.00)			(128,701)
	Total	(386,103)	(3.00)			(386,103)

MULTNOMAH COUNTY

Family Justice & Community Impact Division



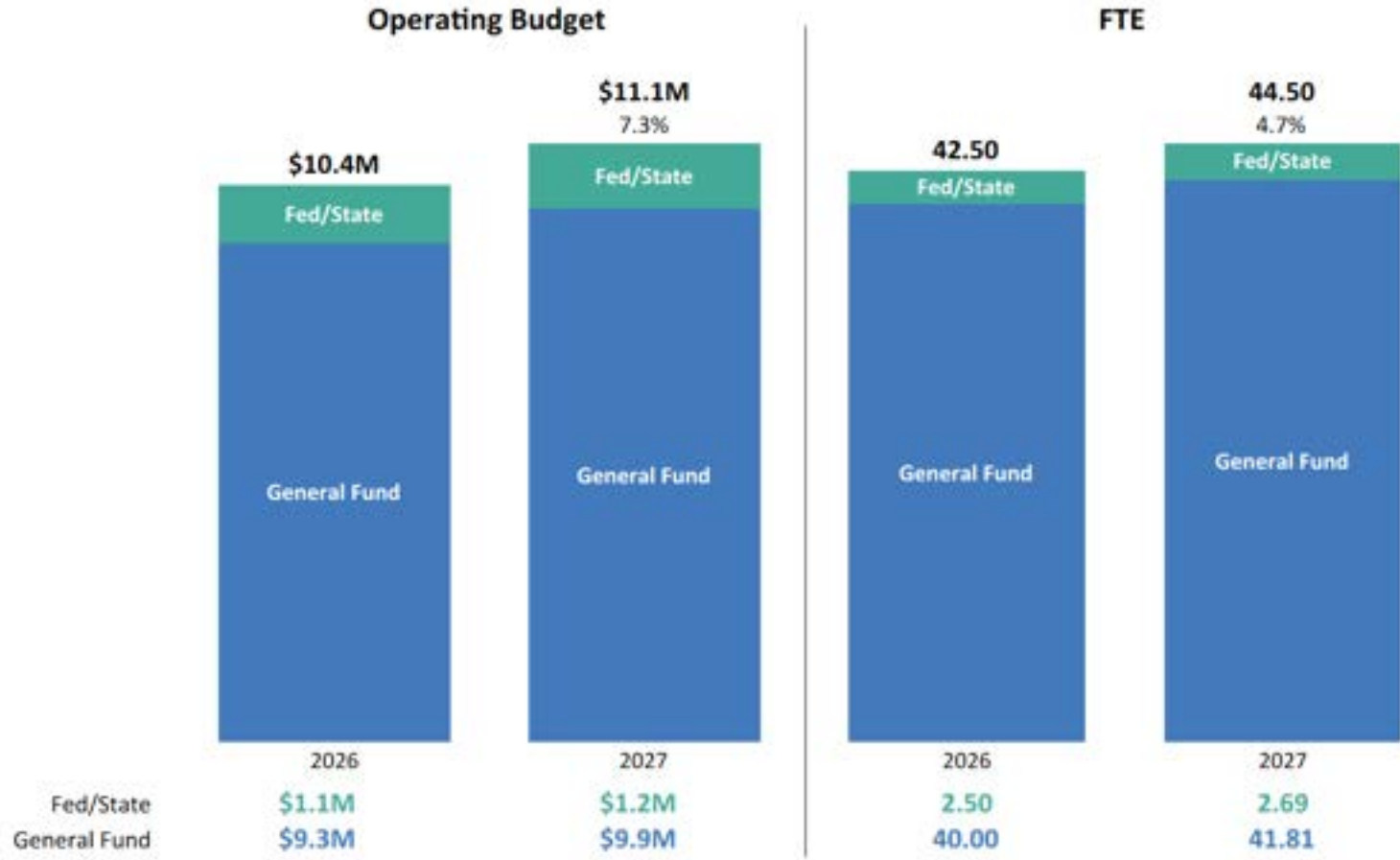
Child Abuse Unit

Domestic Violence Unit

Juvenile Unit

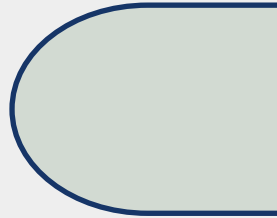
Misdemeanor Trial Unit

Family Justice & Community Impact: Operating Budget & FTE

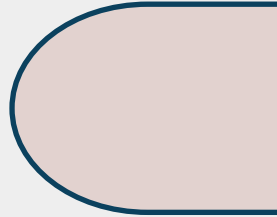


Family Justice & Community Impact

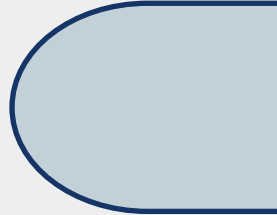
Challenges &
Responses




Workforce Specialization
& Resilience



Youth Violence & Early
Intervention



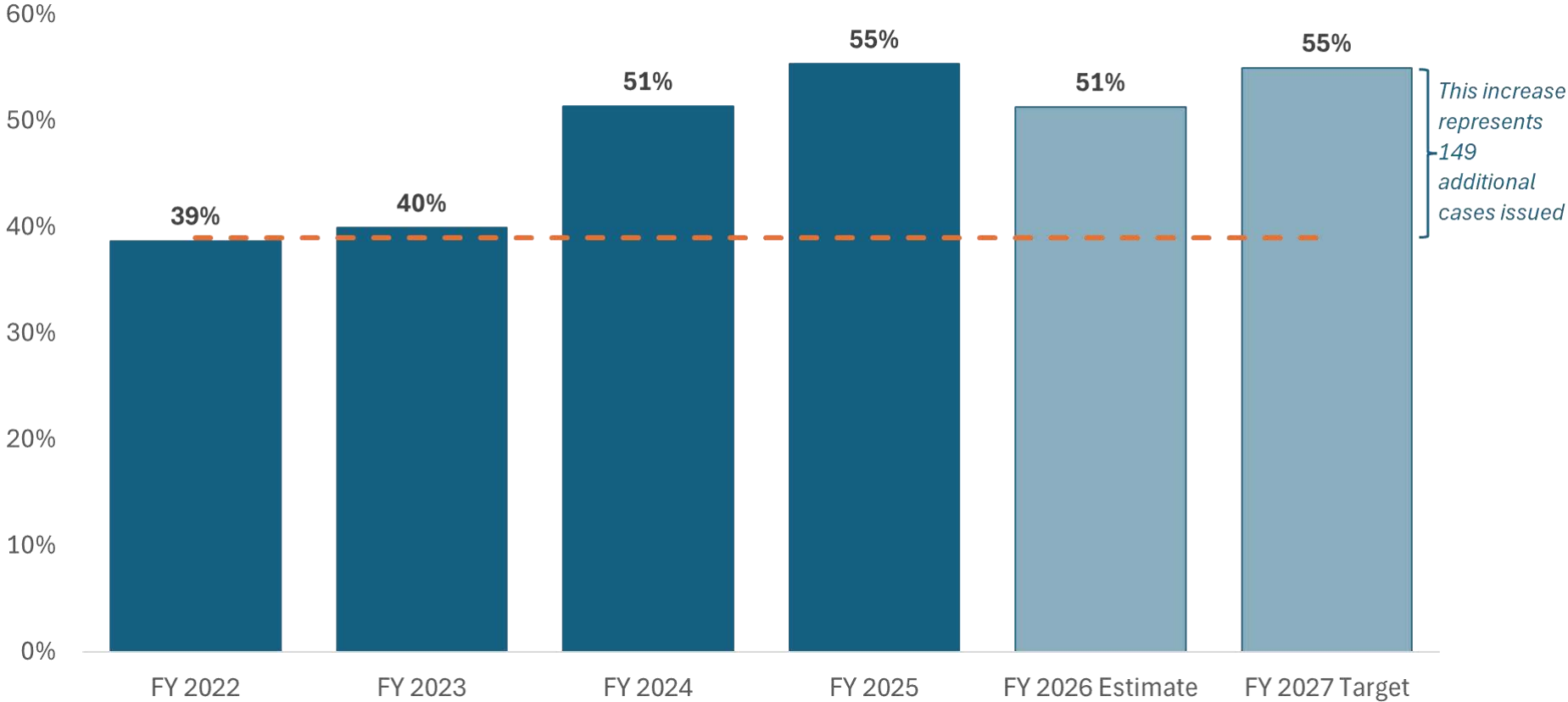
Victim Engagement &
System Navigation



Case Volume & Time to
Disposition

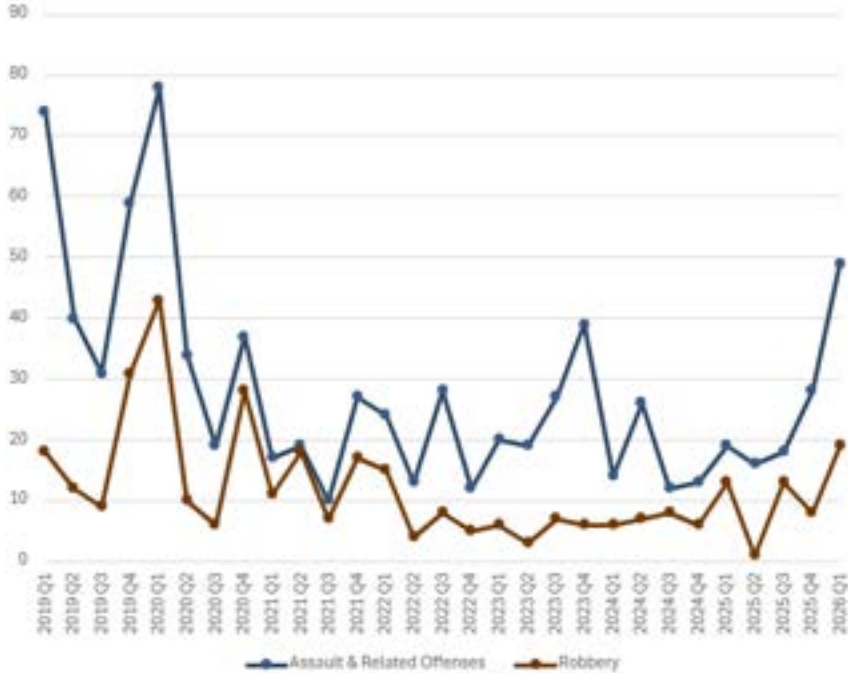
Family Justice & Community Impact Video

Case Issuance Rates for Domestic Violence

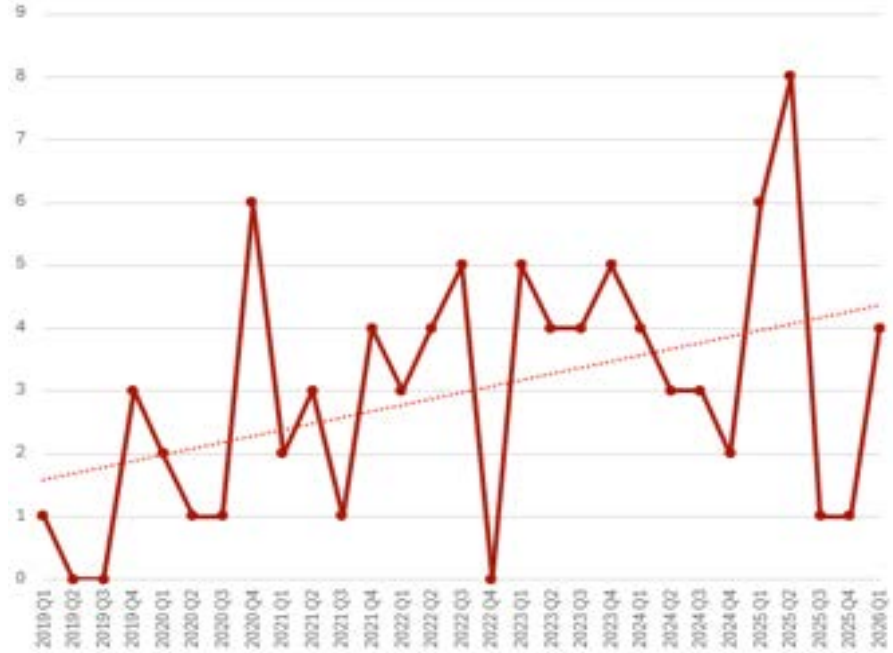


Juvenile Crime Trends

Cases with at Least One Assault or Robbery Issued



Cases with at least one Homicide or Attempted Homicide Issued



A man with a tattoo on his left arm is smiling and holding a baby in a blue carrier. He is also holding a small potted plant wrapped in pink tissue paper. In the foreground, there is a blue certificate with a gold border and a seal. The background is a blurred indoor setting with an American flag.

Diversion & Strategic Prosecution Division

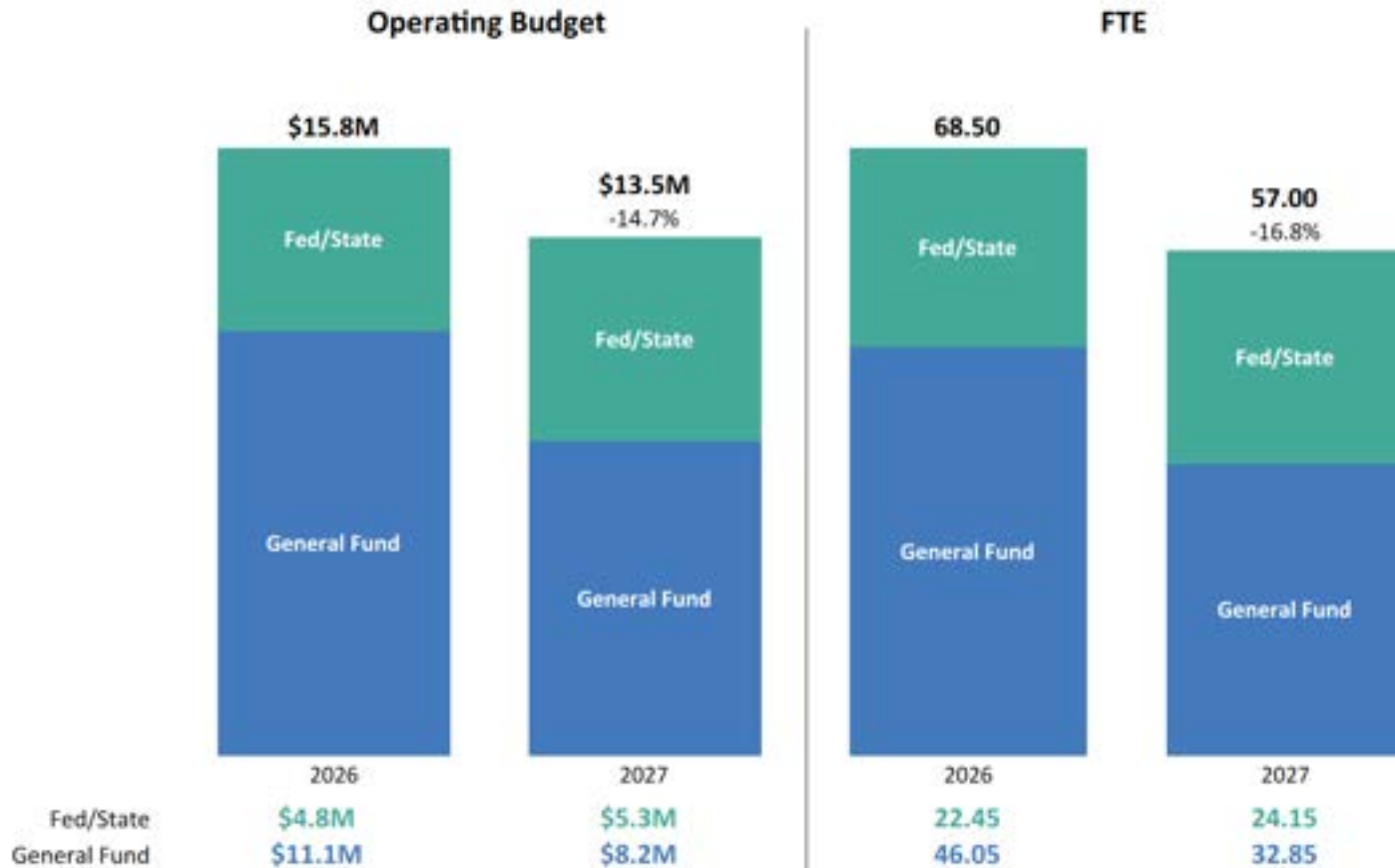
Property & Narcotics Unit

Strategic Prosecution

Child Support Enforcement

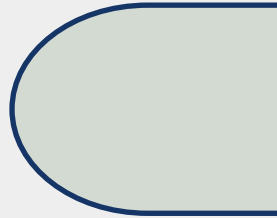
Treatment Court Unit

Diversion & Strategic Prosecution: Operating Budget & FTE

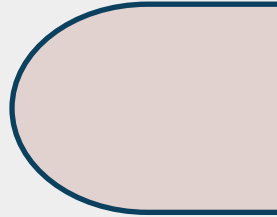


Diversion & Strategic Prosecution

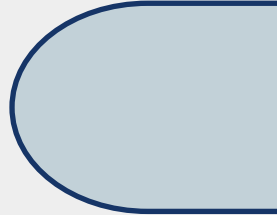
Challenges & Responses




Resource Constraints & Prioritization



Behavioral Health & System Gaps



Targeting High-Impact Crime



Balancing Accountability & Opportunity

Data-Driven
Prosecution

Early
Intervention

Prison
Diversion

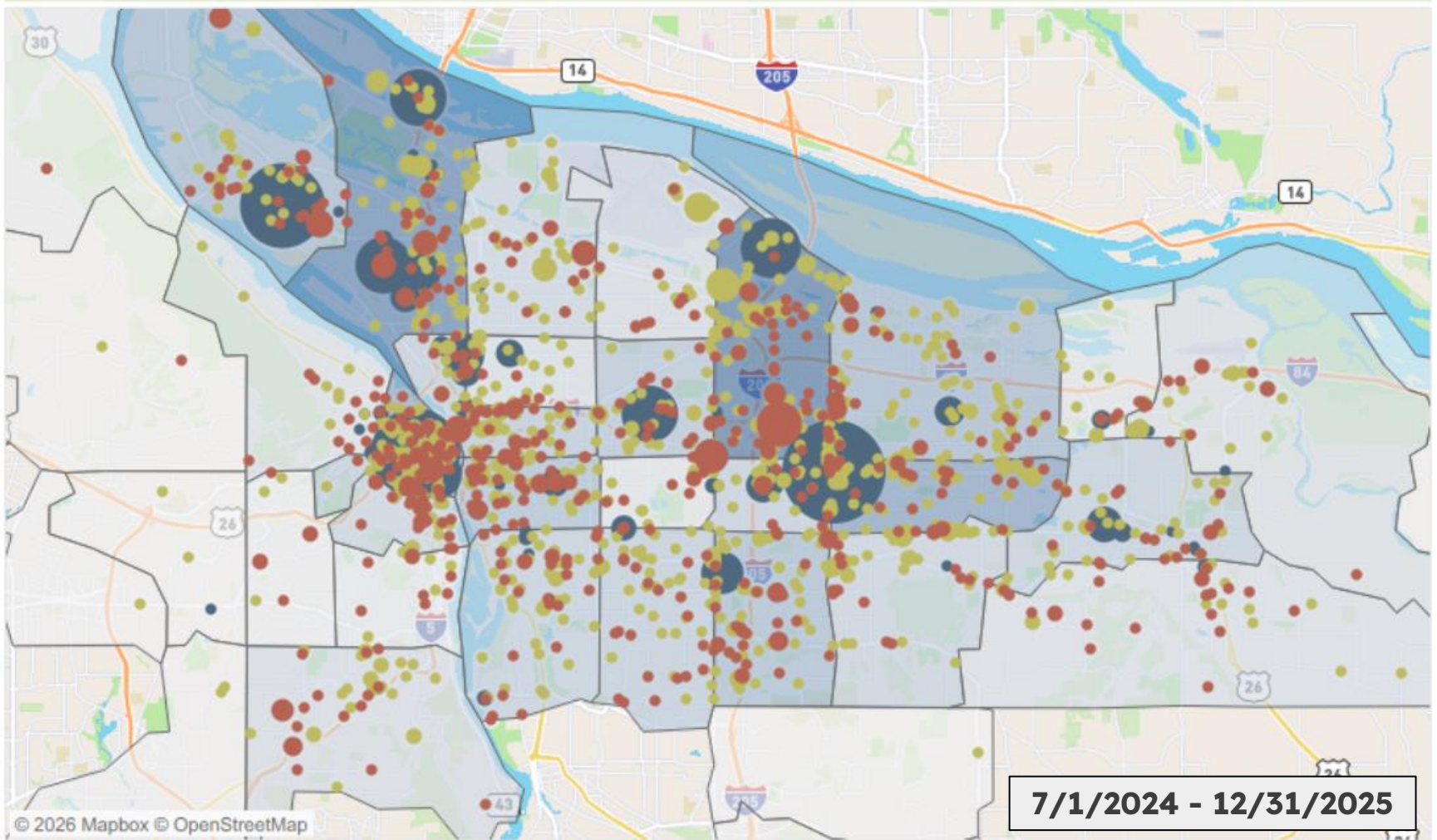
Meaningful
Rehabilitation

Diversion & Strategic Prosecution

Primary Functions

Strategic Prosecution

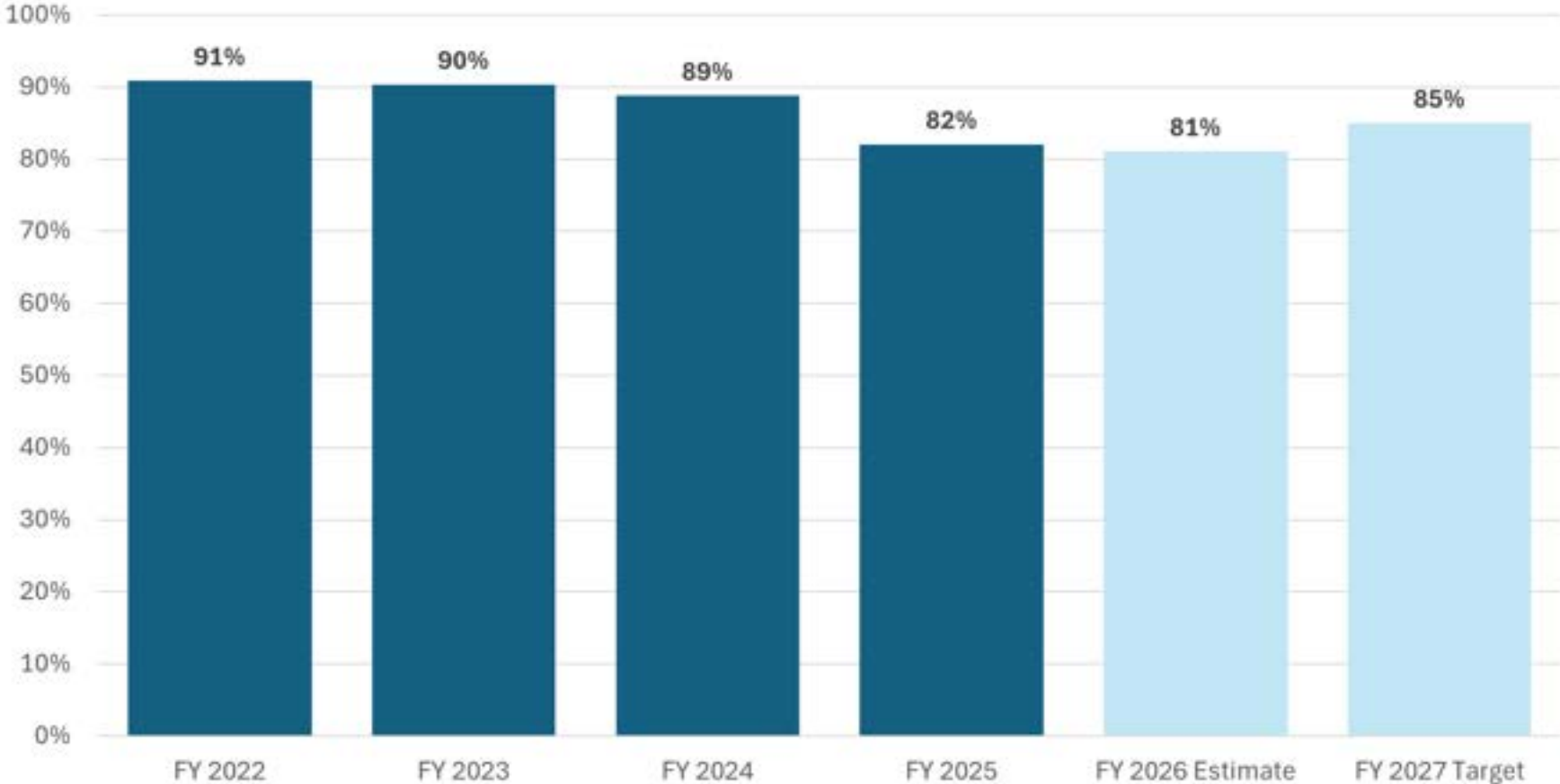
- Data-Driven
- Community Informed
- Disproportionate Impacts on Specific Crime Types
- Disproportionate Impacts on Specific Geographic Areas (MAAPs)



7/1/2024 - 12/31/2025

■ Burglary ■ Car Theft ■ Retail Theft

Case Issuance Rates for Strategic Prosecution



Strategic Prosecution

Community Engagement

300+

Community meetings
attended

Ensuring Accountability

521*

Strategic Prosecution
cases filed

*Includes 32 new burglary and 20 new
robbery cases

MAAP

173*

MCDA Access Program
cases filed

*Includes 78 person crimes
36 weapon crimes
59 property crimes

Case Study – Burglary Task Force

Addressing prolific offenders



MCDCA Access Attorney Program Video

Early
Intervention
& Prison
Diversion

Focus on
Public
Health

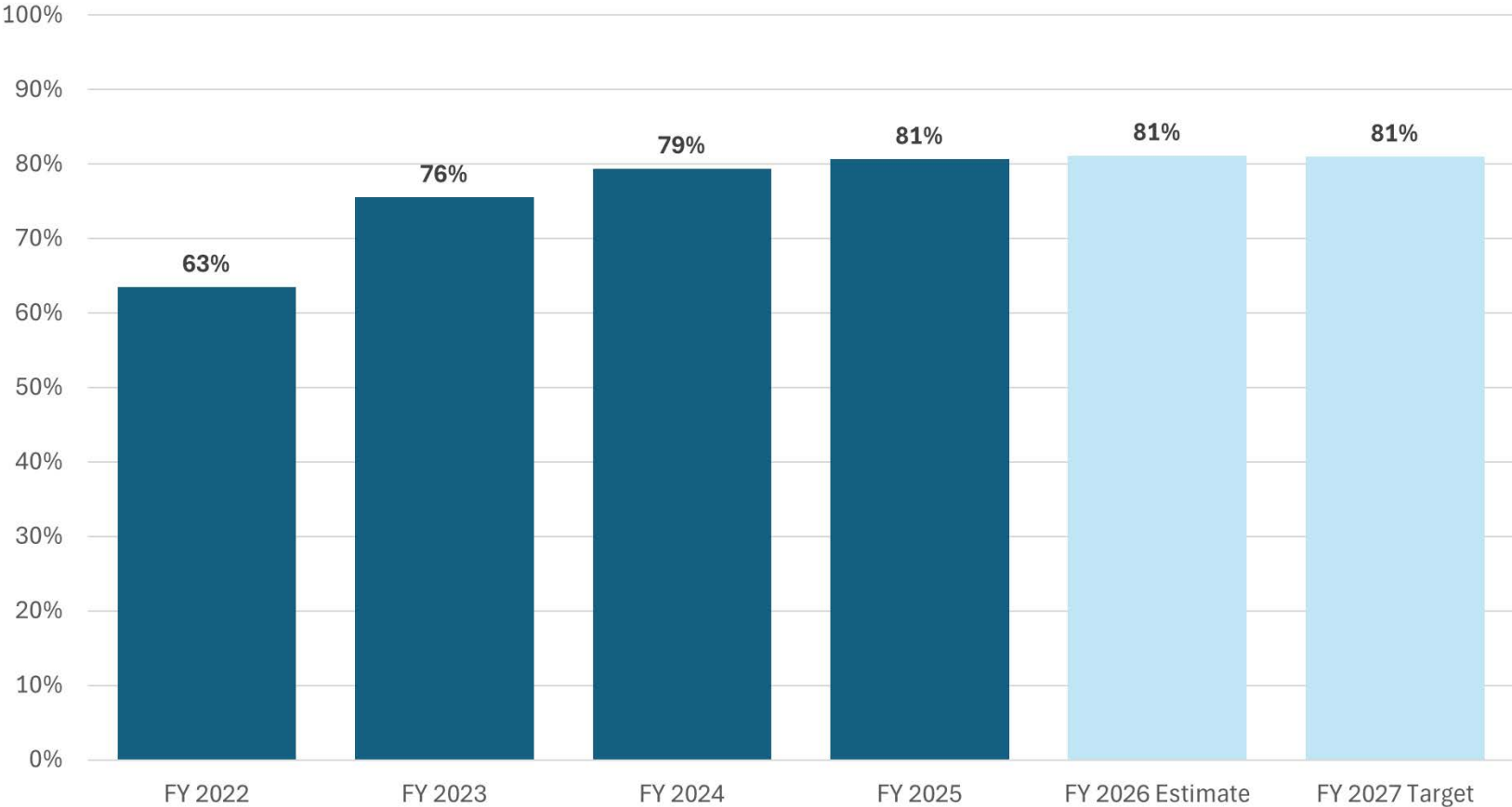
Homelessness
& Auto
Theft/Theft

Drug Use &
Overdose
Deaths

Minor Felonies

Property & Drugs

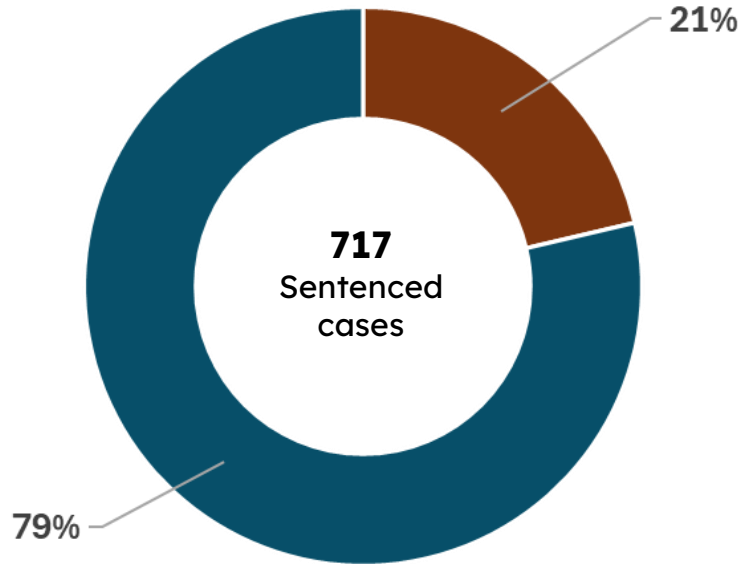
Case Issuance Rates for Minor Felonies



Minor Felonies (Property and Drugs)

Sentenced cases by sentence type

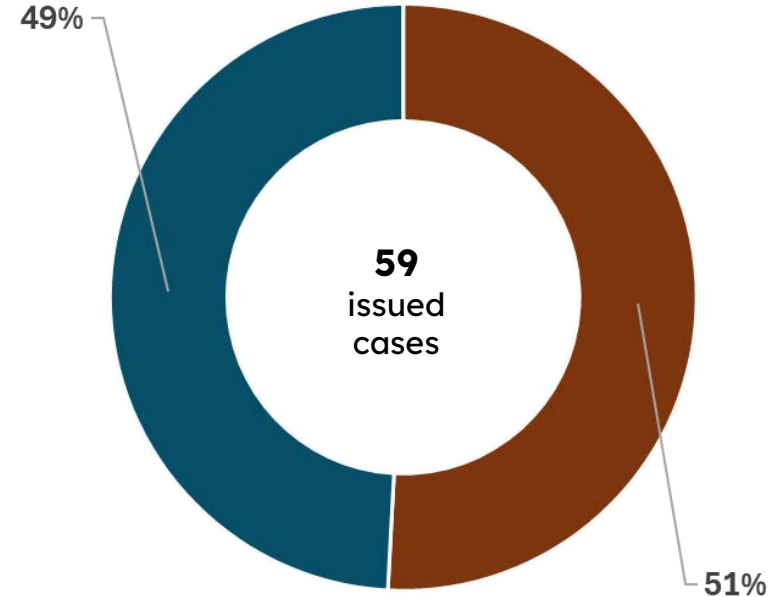
Sentenced 7/1/2025 to 4/19/2026



■ Prison ■ Probation or diverted from prison

Delivery of Fentanyl cases by quantity

Issued 7/1/2025 to 4/19/2026



■ No Substantial Quantity (SQ) Enhancement ■ SQ Enhancement

Property & Narcotics Unit Video

Community
Based
Treatment &
Inclusion

Accountability
Through
Compassion &
Oversight

Public Safety
Through
Individual
Care

Effective Use
of Public
Dollars

Treatment, Accountability & Specialty Courts

Incarceration: \$60,000 - \$80,000
annually*

Drug Court: \$16,000 - \$23,000
annually**

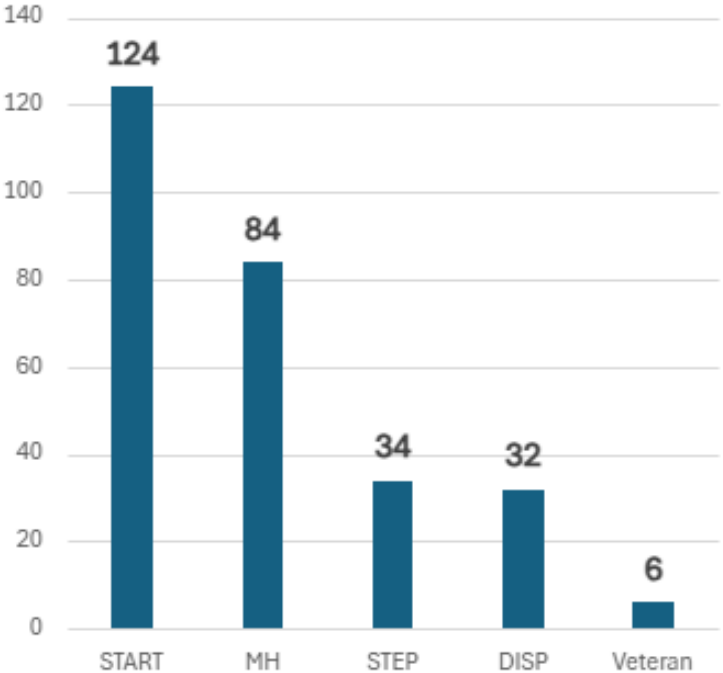
Estimated Annual DDA Hours: 2,147

*Per person in Oregon Department of Corrections

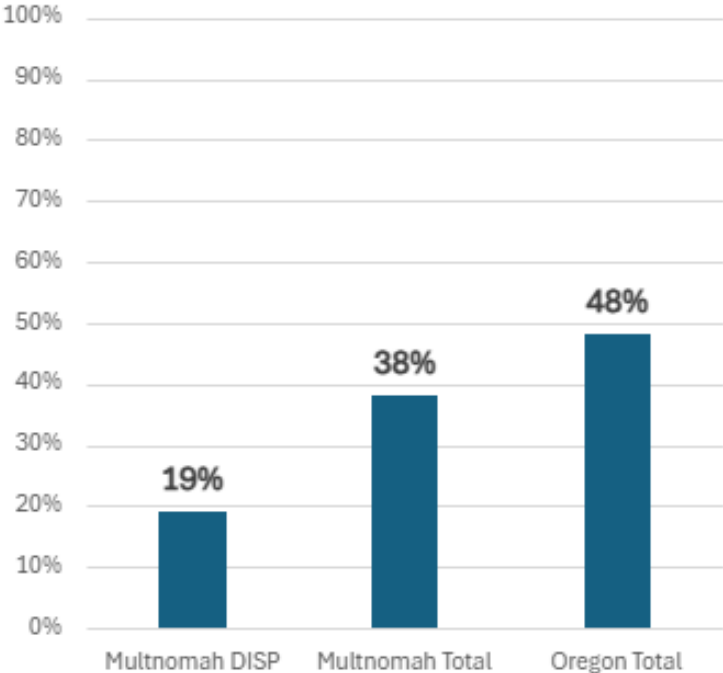
**Per participant in Oregon

Treatment, Accountability, & Specialty Court (TASC)

Cases flagged for specialty court entry
Calendar year 2025



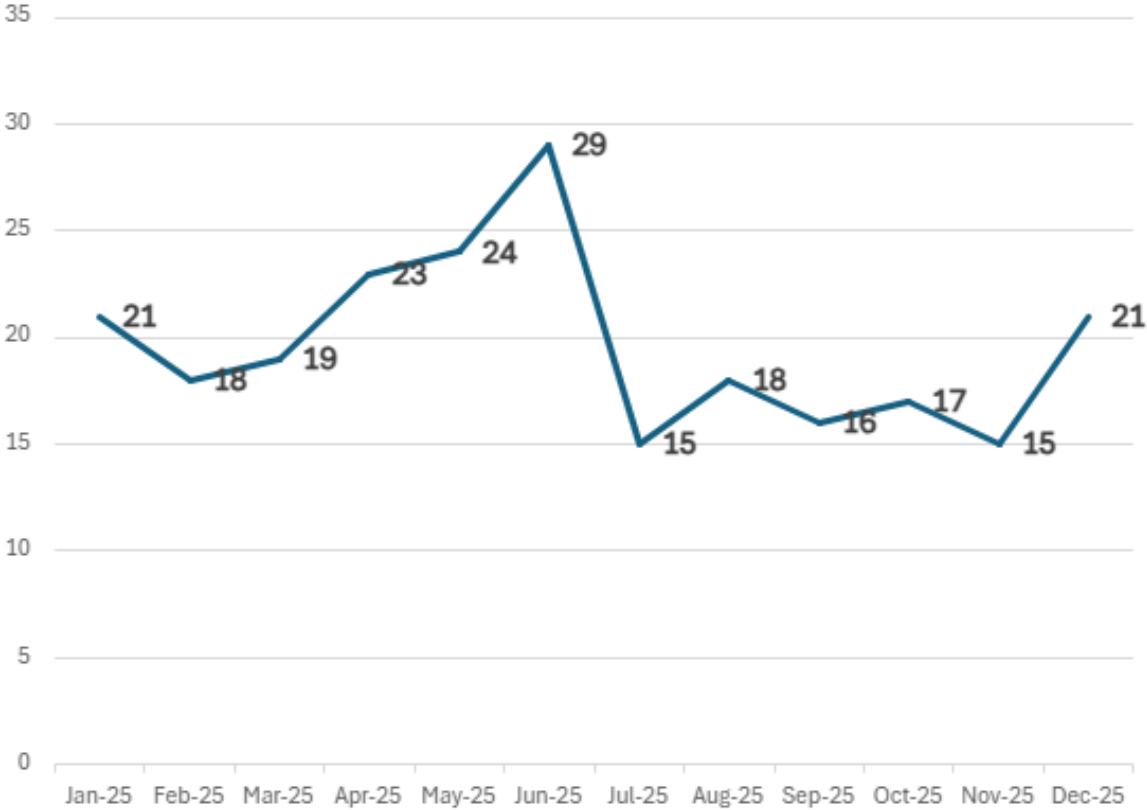
DISP one year re-arrest/referral rates
2021 to 2024 program participants



Multnomah DISP data obtained from MCDA. Multnomah Total and Oregon Total counts obtained from Oregon CJC

Treatment, Accountability, & Specialty Court (TASC)

Civil Commitment Trials per Month | Calendar year 2025



Diversion & Strategic Prosecution: Reductions

PO #	Program Offer Name or Reduction Description	General Fund Reductions	GF FTE Red.	Other Funds Reductions	OF FTE Red.	Total Reductions
15203	Property & Narcotics Unit - Deputy District Attorney 2	(233,478)	(1.00)			(233,478)
15206	Strategic Prosecution Unit - MCDA Access Attorney Program (MAAPs): Senior Deputy District Attorney	(411,548)	(1.00)			(411,548)
15206	Strategic Prosecution Unit - MAAPs: Deputy District Attorney 3 (Central)	(342,101)	(1.00)			(342,101)
15206	Strategic Prosecution Unit - MAAPs: Deputy District Attorney 3 (East)	(279,939)	(1.00)			(279,939)
15209	Treatment Court - Civil Commitment Deputy District Attorney 2	(222,680)	(1.00)			(222,680)
	Total	(1,489,746)	(5.00)			(1,489,746)



Justice Integrity & Victim Services Division

Administrative Support Services

Records/Discovery Unit

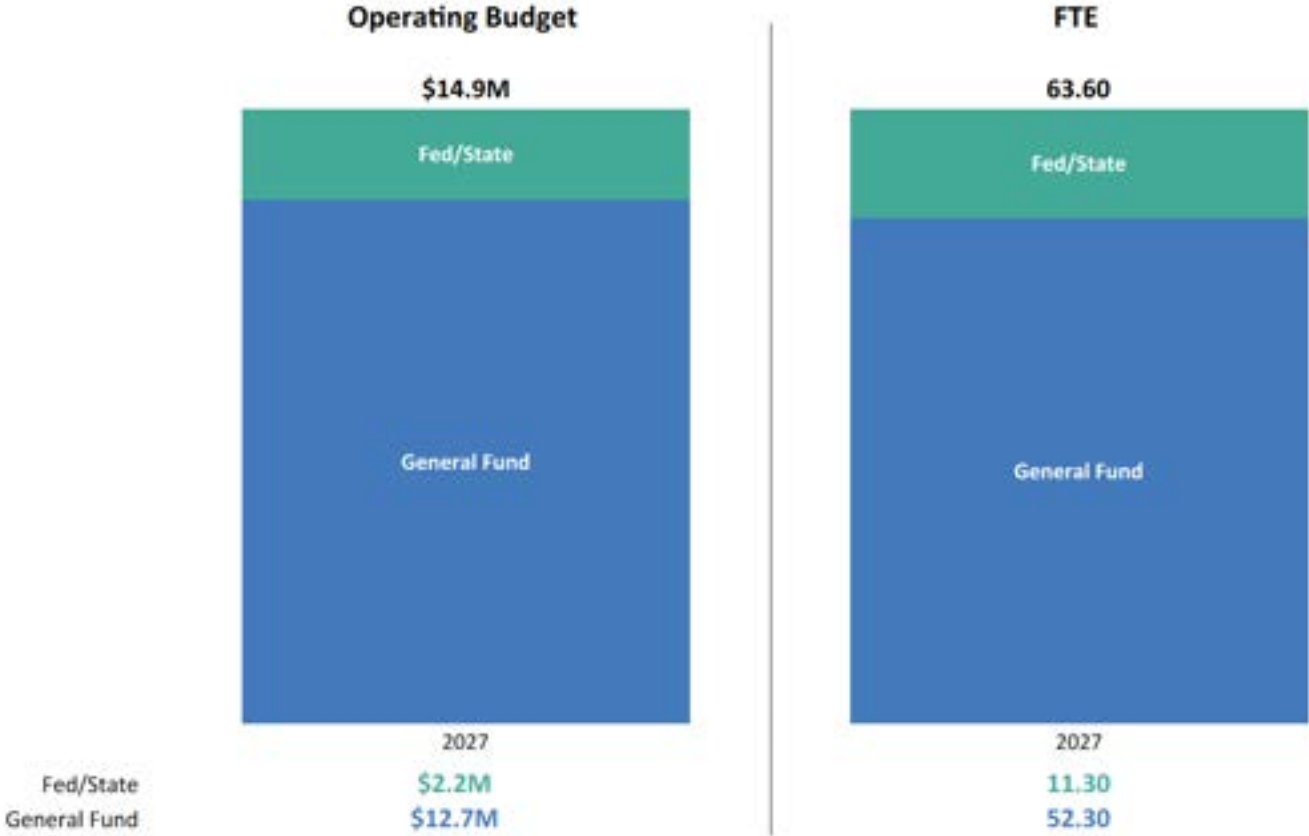
Research & Planning Unit

Victim Assistance Program

Justice Integrity Unit

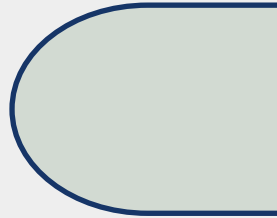
Digital Evidence Management Unit

Justice Integrity & Victim Services: Operating Budget & FTE

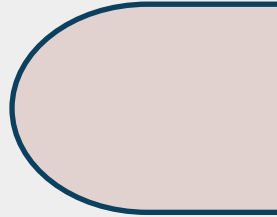


Justice Integrity & Victim Services

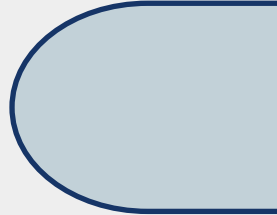
Challenges &
Responses




Victim Support &
Continuity of Care



Digital Evidence &
Investigative Case
Development



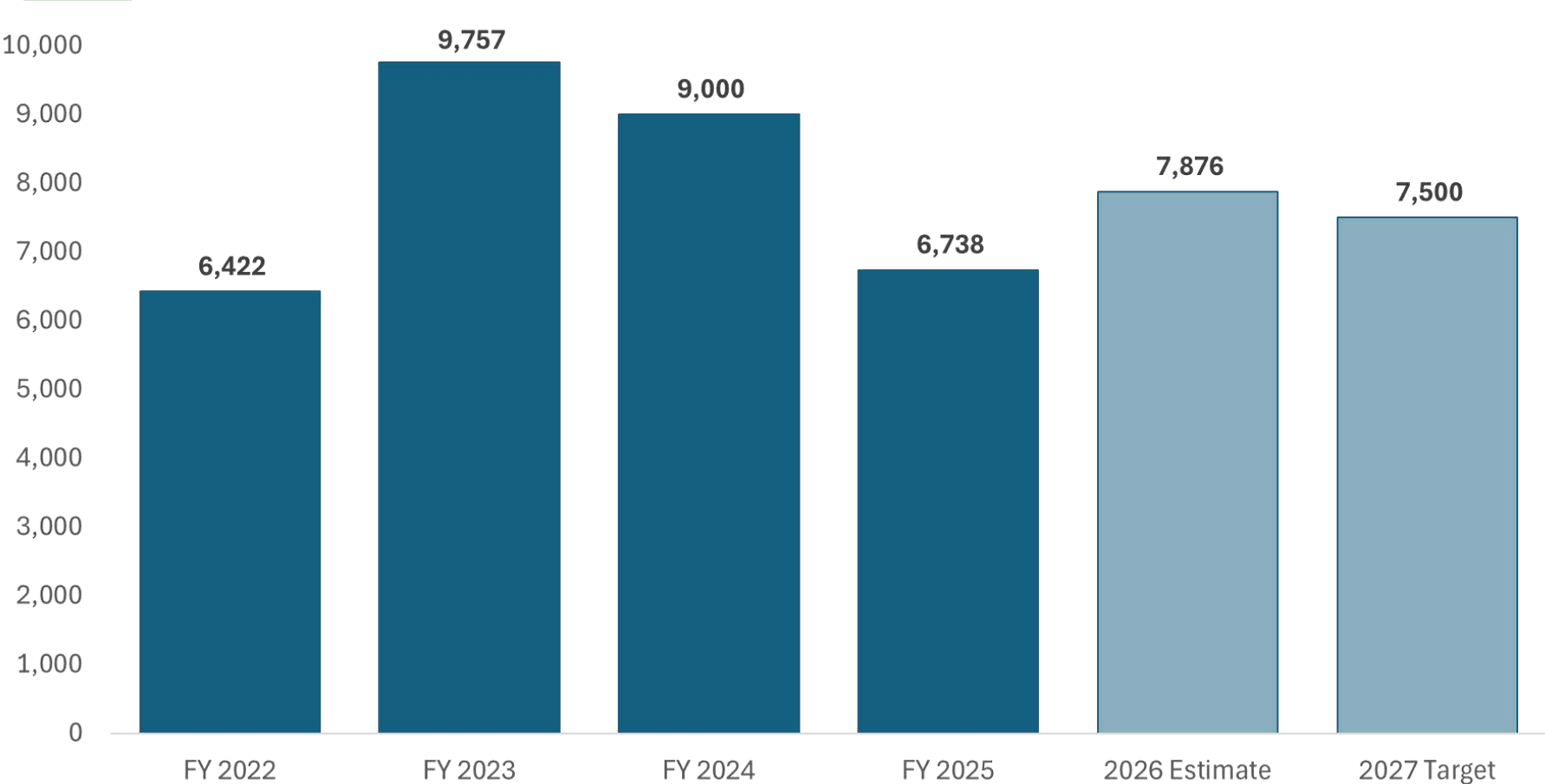
Transparency &
Accountability
Expectations



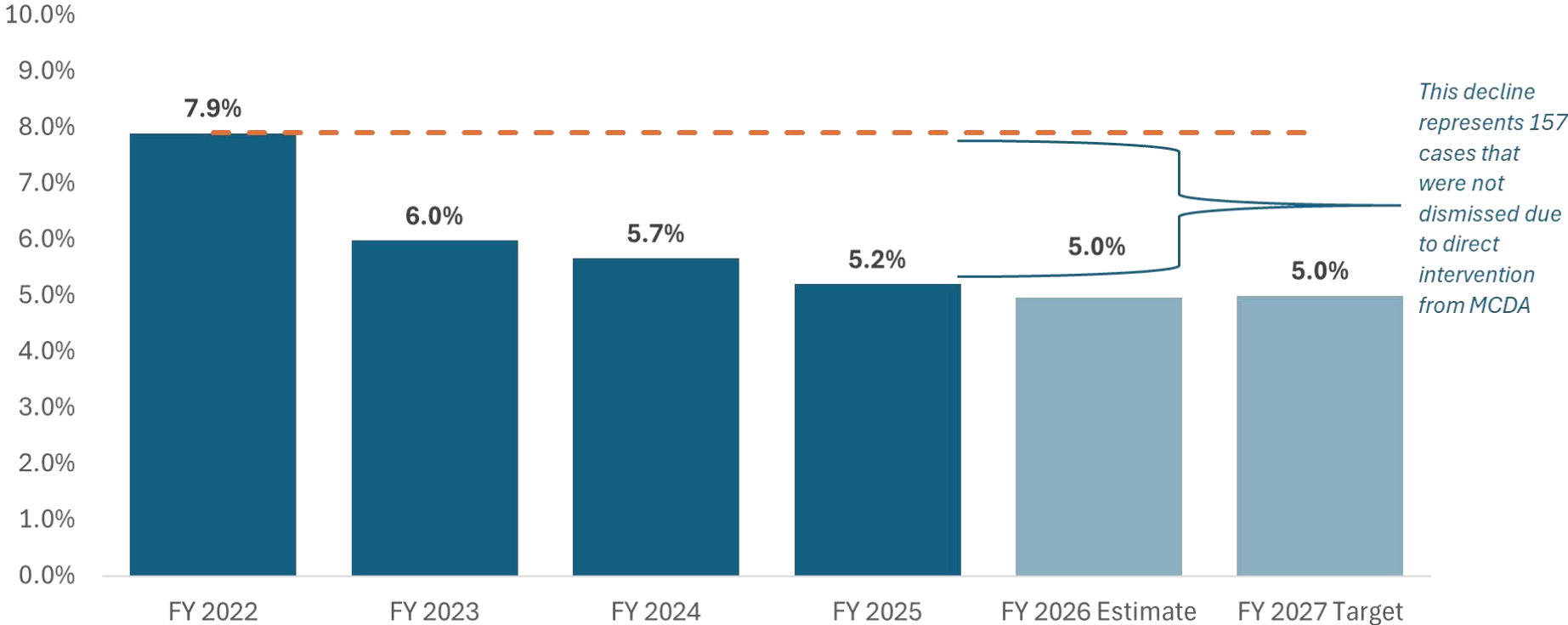
Post-Conviction & Legal
Review Work

Justice Integrity & Victim Services Video

Expungements



Percent of Cases Disposed Due to Victim or Witness Problem



Justice Integrity & Victim Services: Reductions

PO #	Program Offer Name or Reduction Description	General Fund Reductions	GF FTE Red.	Other Funds Reductions	OF FTE Red.	Total Reductions
15021	Justice Integrity Unit - Deputy District Attorney 3 with partial add back	(198,411)	(1.00)			(198,411)

Justice Integrity & Victim Services: New, OTO, & Backfill

PO #	Program Offer Name	General Fund	GF Backfill	Other Funds	Total	OTO	New
15403B	Investigations Unit - Digital Evidence Management*	870,000	0	0	870,000		

*Digital Evidence Management has received one time only support for the last three years.



Questions



Appendices

The following slides are provided for reference.

CBAC Program Offer/Package Recommendations

- **Strategic Prosecution (Restoration)**

Eliminating the MAAPs attorneys will negatively impact East County which has seen meaningful improvements from having dedicated staff that collaborate with the police and work directly with the community to understand public safety needs.

- **Civil Commitments DDA**

Elimination of this position will require ad-hoc coverage for Civil Commitments which is difficult and complex work within the criminal justice system. We strongly recommend this position is fully restored as it directly facilitates access to the mental health treatment system.

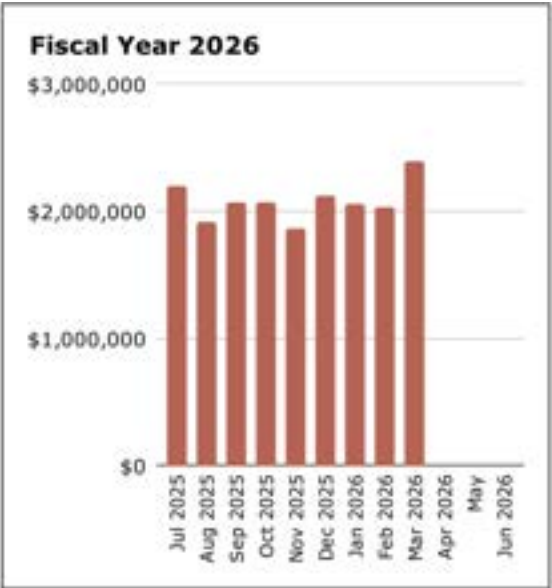
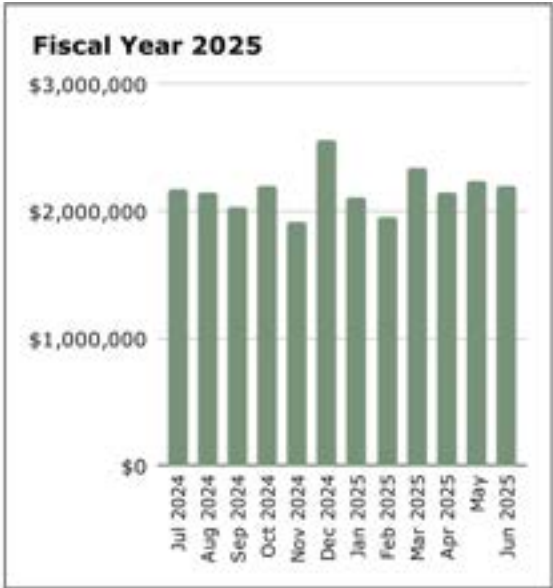
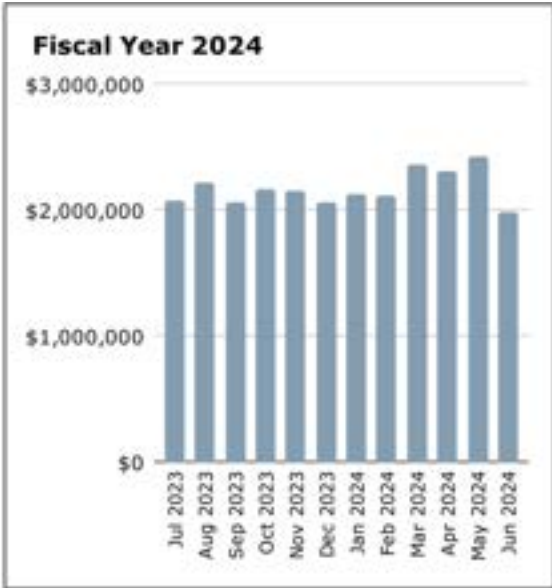
- **Senior Legal Assistants (Restoration & Add)**

Retaining & hiring additional legal assistants to do administrative work currently being performed by more expensive prosecutors means that prosecutors can leverage this administrative workload shift by increasing their caseload capacity.

CBAC Program Offer/Package Recommendations

PO #	Program Offer Name or Reduction Description	General Fund	GF FTE	Restoration/ Add
15206	Strategic Prosecution MAAPs	\$1,033,588	3.00	Restoration
15209	Treatment Court Civil Commitments Deputy District Attorney 2	\$222,680	1.00	Restoration
Multiple	Senior Legal Assistants	\$386,103	3.00	Restoration
Multiple	Senior Legal Assistants	\$381,690	3.00	Add
15206	Strategic Prosecution Expansion	\$1,100,000	6.00	Add
15203	Property & Narcotics Unit Deputy District Attorney 2	\$233,478	1.00	Restoration
15051B	Misdemeanor Trial Unit East County Deputy District Attorney 1	\$206,275	1.00	Add
15305B	Homicide Unit Senior Deputy District Attorney	\$154,993	0.00	Add
15021	Justice Integrity Unit Deputy District Attorney 3	\$198,411	1.00	Restoration
15003	Finance Unit Finance Specialist Senior	\$189,115	1.00	Restoration

Support Enforcement Division (SED) Collections

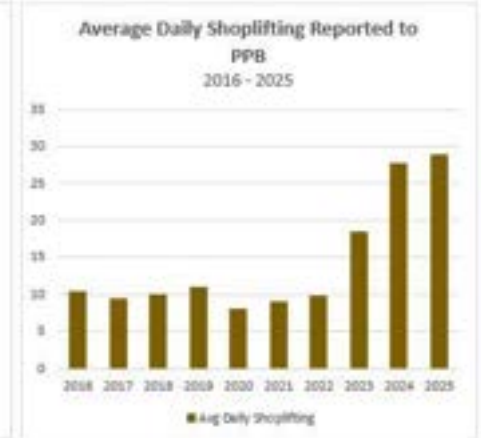

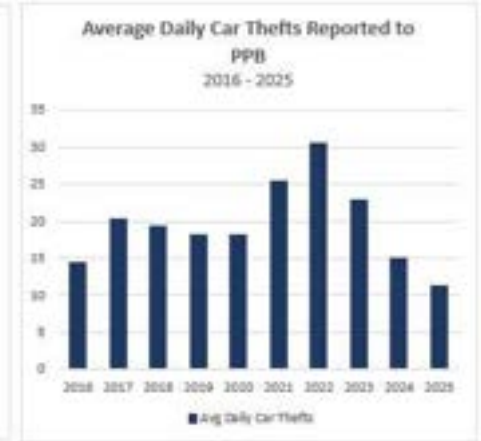
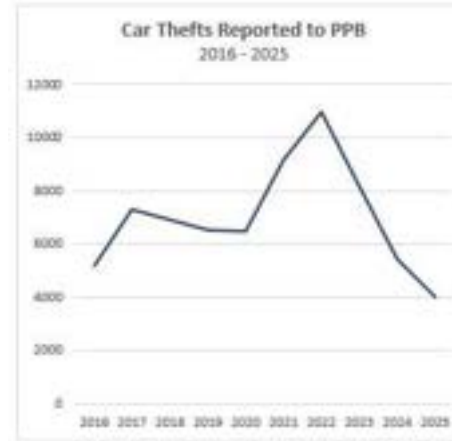


Jul 2023	Aug 2023	Sep 2023	Oct 2023	Nov 2023	Dec 2023	Jan 2024	Feb 2024	Mar 2024	Apr 2024	May 2024	Jun 2024
\$2,070,449	\$2,211,164	\$2,056,879	\$2,162,621	\$2,158,801	\$2,063,459	\$2,131,077	\$2,112,198	\$2,356,633	\$2,306,975	\$2,431,416	\$1,982,083
Jul 2024	Aug 2024	Sep 2024	Oct 2024	Nov 2024	Dec 2024	Jan 2025	Feb 2025	Mar 2025	Apr 2025	May 2025	Jun 2025
\$2,176,930	\$2,140,603	\$2,024,938	\$2,198,371	\$1,916,289	\$2,560,362	\$2,109,471	\$1,954,977	\$2,342,632	\$2,143,606	\$2,234,213	\$2,203,789
Jul 2025	Aug 2025	Sep 2025	Oct 2025	Nov 2025	Dec 2025	Jan 2026	Feb 2026	Mar 2026	Apr 2026	May 2026	Jun 2026
\$2,204,758	\$1,913,786	\$2,064,429	\$2,072,488	\$1,860,512	\$2,122,851	\$2,056,529	\$2,026,307	\$2,386,328			

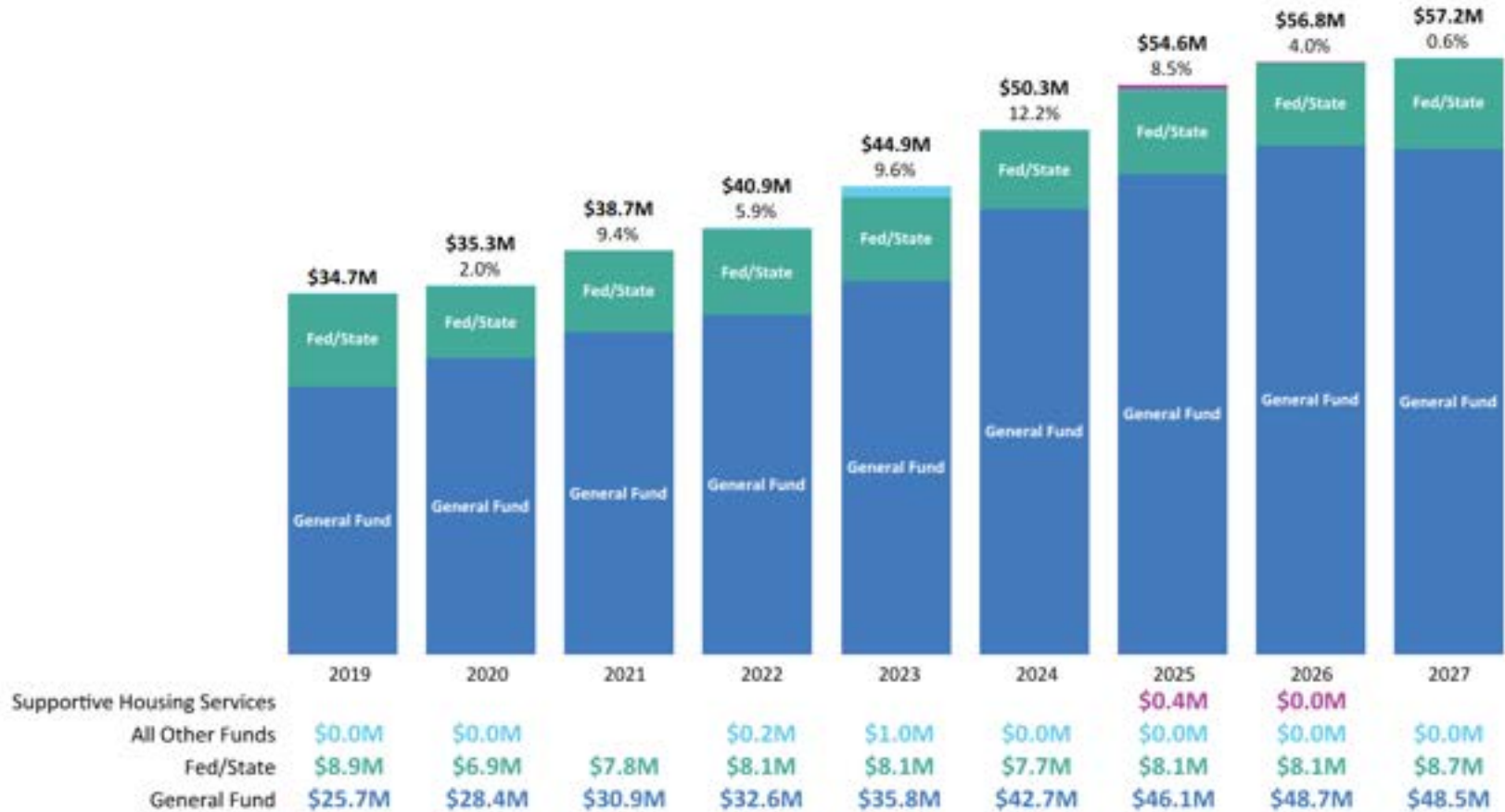
Task Force Programs Brought Success

The Auto Theft Task Force was instrumental in bringing down historic levels of auto theft.

The Organized Retail Theft Task Force brought renewed confidence in the system, and with it a dramatic increase in reports.



Significant Operating Funds FY 2019-2027



Updated Average Span of Control as of (all employee types)

Division	# of Supervisors	Average Span - all employee types except contractors & volunteers
Administration Division	6	6.00
Justice Integrity & Victim Services Division	4	14.25
Family Justice & Community Impact Division	2	8.50
Diversion & Strategic Prosecution Division	4	6.50
Violent Crimes Division	2	12.50
Total	18	8.94

Updated Average Span of Control (regular & LD only)

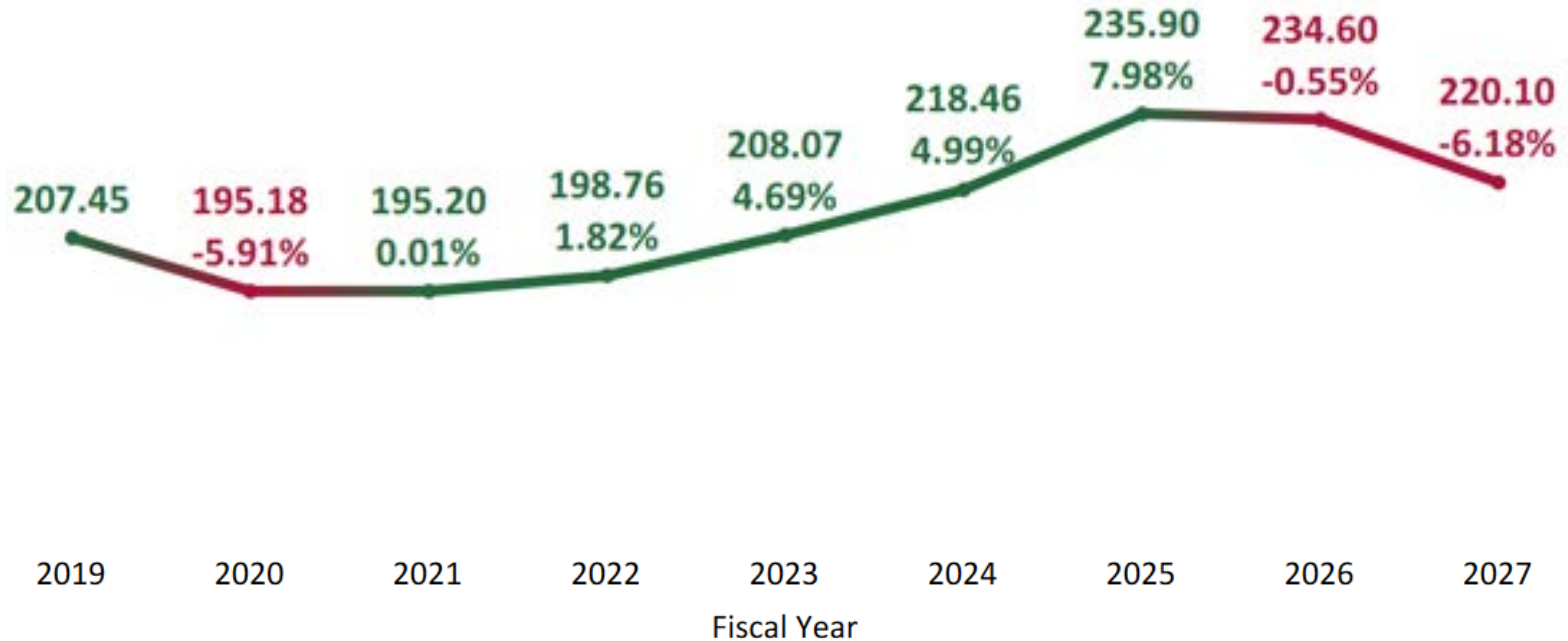
Division	# of Supervisors	Average Span - all employee types except contractors & volunteers
Administration Division	6	6.00
Justice Integrity & Victim Services Division	4	14.25
Family Justice & Community Impact Division	2	8.50
Diversion & Strategic Prosecution Division	4	6.50
Violent Crimes Division	2	12.50
Total	18	8.94

FTE – Multnomah County District Attorney

(14.50 FTE) (6.18%)

Total Change, FY 2019 - FY 2027

FY 2019 Adopted to FY 2027 Approved



FTE Overview

FTE by Bargaining Unit

Type	Bargaining Unit	FY 2026 Adopted	FY 2027 Approved	+/-	% Change
Nonrep	94 - Elected Officials, Staff Asst.	9.00	9.00	0.00	0.0%
Nonrep	99 - Mgmt/Exec	17.00	17.00	0.00	0.0%
Rep	12 - Prosecuting Attorneys	88.10	81.60	(6.50)	(7.4%)
Rep	88 - AFSCME Local 88	<u>120.50</u>	<u>112.50</u>	<u>(8.00)</u>	<u>(6.6%)</u>
Total		234.60	220.10	(14.50)	(6.2%)

FTE by Fund

Fund Name	FY 2026 Adopted	FY 2027 Approved	+/-	% Change
General Fund	196.75	181.96	(14.79)	(7.5%)
Federal/State Fund	37.85	38.14	0.29	0.8%
Total	234.60	220.10	(14.50)	(6.2%)

FY 2027 Budgeted Vacancies - FTE & Total Personnel Cost

Division	Job Code	Job Profile	FTE	General Fund	Other Funds	Total Cost	Hired as of
Admin	6417	Information Specialist 3	1.00	165,182		165,182	3/30/26
Admin	9670	HR Analyst 2 (NR)	1.00	181,974		181,974	3/16/26
District Attorney Administration Division			2.00	347,156	0	347,156	
Justice Integrity	6001	Office Assistant 2	1.00	107,618		107,618	
Justice Integrity	6086	Research Evaluation Analyst 2	1.00	155,429		155,429	4/20/26
Justice Integrity & Victim Services Division Total			2.00	263,047	0	263,047	

FY 2027 Budgeted Vacancies - FTE & Total Personnel Cost

Division	Job Code	Job Profile	FTE	General Fund	Other Funds	Total Cost	Hired as of
Family Justice	6001	Office Assistant 2	1.00	108,011		108,011	
Family Justice	6243	Legal Assistant 1	1.00	115,980		115,980	4/6/26
Family Justice	6246	Legal Assistant 2	1.00	128,211		128,211	
Family Justice	6251	Deputy District Attorney 1	2.00	408,268		408,268	3/2/26 (1.00)
Family Justice & Community Impact Div. Total			5.00	760,470	0	760,470	

FY 2027 Budgeted Vacancies - FTE & Total Personnel Cost

Division	Job Code	Job Profile	FTE	General Fund	Other Funds	Total Cost	Hired as of
Diversion/ Strategy	6001	Office Assistant 2	1.00		107,422	107,422	
Diversion/ Strategy	6253	Deputy District Attorney 3	1.00	332,263		332,263	
Diversion & Strategic Prosecution Division Total			2.00	332,263	107,422	439,685	
Violent Crimes	6001	Office Assistant 2	1.00	105,847		105,847	
Justice Integrity & Victim Services Division Total			1.00	105,847	0	105,847	
District Attorney Total			12.00	1,808,783	107,422	1,916,205	

Equity Investments

Division	PO #	Program Offer Name	Equity JCN & Position Title or Budget Category	Total Funds*	FTE
Administration Division	15006	Equity & Inclusion Unit	Equity Manager	239,970	1.00

* Equity investment may only represent a portion of the total program offer budget.

One-Time-Only History & Plans

PO #	Program Offer Name	FY 2026 Adopted GF OTO	FY 2026 Adopted OF OTO	FY 2026 Status and Plan for FY 2027
15002B	Expanded IT Support for Case Mgmt and Software Migration	279,000		Project concluded
15206B	Organized Retail Theft Task Force	425,056		Partially sustained with Grant Funds and remaining program will discontinue. Requested Strategic Prosecution Add Package not funded in Proposed Budget (Ongoing).
15206C	Auto Theft Task Force	425,055		Program will discontinue. Requested Strategic Prosecution Add Package not funded in Proposed Budget (Ongoing).
15403B	Body Worn Cameras Unit - Expansion	810,500		Add Package (Ongoing)
		\$1,939,611	\$0	