

# Home Share Oregon




We bring communities together

## What we do


Home Share Oregon expands access to affordable housing through homesharing; connecting homeowners with space to share with renters seeking affordable housing. We believe this is a common-sense, immediate resource to prevent housing instability, while gaining companionship, financial resilience, an increased sense of security, and help with household tasks.

## Is Homesharing right for you?




Why do I want to homeshare with someone?

How much rent do I need (or want to pay) to reduce my housing costs?




How do I imagine sharing a kitchen, living room, yard, and other areas?

Is the home/apartment suitable for sharing?  
Is there space?

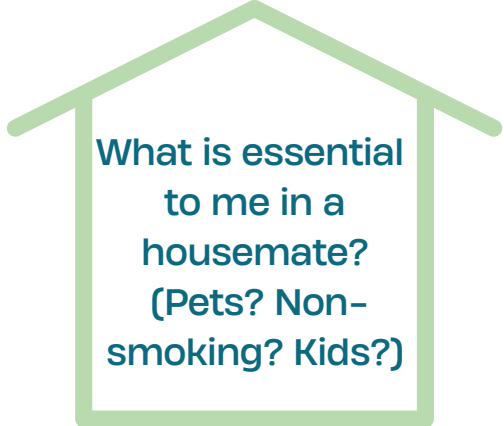


What kind of relationship do I want with my housemate?  
Social or more private?

What household tasks do I hope to share?  
(Housework, cooking, yard work, laundry, etc.)



What pet peeves or quirks do I have that might affect a housemate?



What is essential to me in a housemate?  
(Pets? Non-smoking? Kids?)

[info@homeshareoregon.org](mailto:info@homeshareoregon.org)

[www.HomeShareOregon.org](http://www.HomeShareOregon.org)

503-515-2397

# The Homesharing Journey




## Step One



- Visit HomeShareOregon.org and click "Sign Up to Homeshare".
- Answer a few short questions and click submit.
- Receive a link to create your homesharing profile on our technology partner, Silvernest's website.

## Step Two



- Create a thoughtful and complete profile on Silvernest.
- Click "publish" to go live on the site.
- View compatible matches.
- Securely message on Silvernest with potential housemate profiles that resonate with you.

## Step Three



- Talk on the phone and get to know each other a bit more.
- Meet your potential housemate. (We suggest a public spot, like a coffee shop or library.)
- Schedule a visit to the home if you mutually agree to move forward.

## Step Four



- Complete a background check - which is **FREE** through Home Share Oregon - for both potential housemates.
- Check personal references and income verification.
- Search your potential housemate online, Google or social media. It may sound nosy but it's another tool to learn about each other. Follow up questions? You can always ask!

## Step Five



- Complete the Silvernest "Nest Easy Agreement" with your new housemate to agree on the details of your homeshare.
- Set the move-in date and rent payment plan.
- Prepare to homeshare! This can mean decluttering, small home improvement projects, or a plan for move-in day.

## Step Six



- Begin homesharing with your new housemate! Let Home Share Oregon know that you have matched. We want to celebrate with you!



info@homeshareoregon.org

www.HomeShareOregon.org

503-515-2397