

## INTRODUCTION AND BACKGROUND

In February 2023 a report entitled “*Justice System Metrics - Quantifying the Operations of a Local Justice System*” was released that outlined the state of the Multnomah County justice system. Multnomah County criminal justice elected officials and executives, whose data was used in the report, commissioned agency analysts to review the report and provide context, feedback, and data validation. The data collaborative found that, despite using reliable, open-source data as the basis of key findings, many of the conclusions suffer from a variety of issues to include:

- Conclusions are made without sufficient context
- Outdated data (generally ending in 2020 or 2021) is used without acknowledging the uniqueness of the time period (i.e., COVID pandemic)
- Several visualizations utilize inappropriate methodology
  - Incorrect base populations (*example on report page 16*)
  - Misrepresenting the appearance of a causal relationship (*example on report page 22*)
  - Improperly zeroed axis (*example on report page 28*)

This presentation contains feedback on a selected number of findings identified by the data collaborative.

## PARTICIPATING AGENCIES AND STAFF

Data collaborative report endorsed by:

| <b>NAME</b>                          | <b>AGENCY</b>                                             |
|--------------------------------------|-----------------------------------------------------------|
| Sheriff Nicole Morrisey-O'Donnell    | Multnomah County Sheriff's Office                         |
| Deputy Chief Mike Frome              | Portland Police Bureau                                    |
| District Attorney Mike Schmidt       | Multnomah County District Attorney's Office               |
| Director Grant Hartley               | Metropolitan Public Defender (Multnomah office)           |
| Executive Director Stacey Reding     | Multnomah Defenders Inc                                   |
| Chief Criminal Judge Cheryl Albrecht | Oregon Judicial Department                                |
| Director Erika Pruitt                | Multnomah County Department of Community Justice          |
| Executive Director Abbey Stamp       | Multnomah County Local Public Safety Coordinating Council |

Members of the data collaborative that participated in the feedback process are listed below.

| <b>NAME</b>        | <b>AGENCY</b>                                    |
|--------------------|--------------------------------------------------|
| Lauren Brown       | Portland Police Bureau                           |
| Christian Peterson | Portland Police Bureau                           |
| Kevin Maurelli     | Multnomah County Sheriff's Office                |
| David Mitnick      | Multnomah County District Attorney's Office      |
| Kyle Schwab        | Multnomah County District Attorney's Office      |
| Deana Farole       | Oregon Judicial Department                       |
| Kelly Officer      | Oregon Criminal Justice Commission               |
| Jenn Roark         | Multnomah County Department of Community Justice |

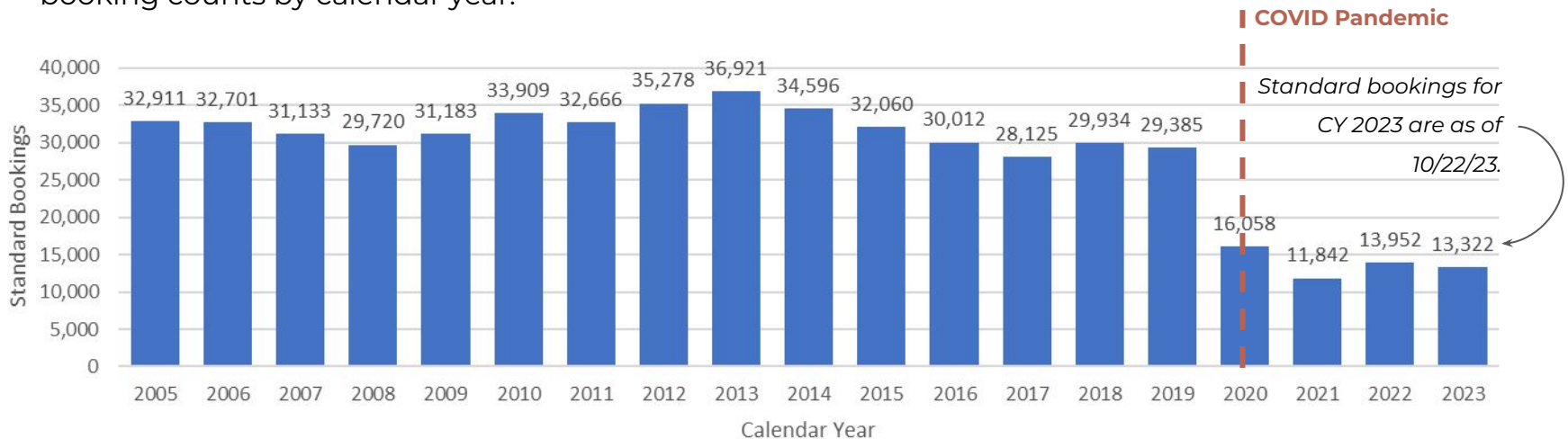
## **LAW ENFORCEMENT STAFFING |** Portland Police Bureau (PPB)

The *Justice System Metrics* report concludes that PPB is poorly staffed which has led to a decrease in clearance rates. While it is true the Portland Police Bureau has faced staffing shortages, the report's conclusion lacks critical context.

- The City has experienced increases in crime and disorder. Consequently, the Bureau has re-allocated its existing resources to prioritize issues that represent the most significant threat to public safety (i.e., violent crimes).
- As a result, PPB's clearance rates for property crimes, which constitute the vast majority of reported crime, have decreased in recent years.
- Over 70% of MCDA case referrals originate from PPB. As a result, the number of cases referred to the District Attorney's Office for prosecution has decreased.

## JAIL UTILIZATION | Multnomah County Sheriff's Office (MCSO)

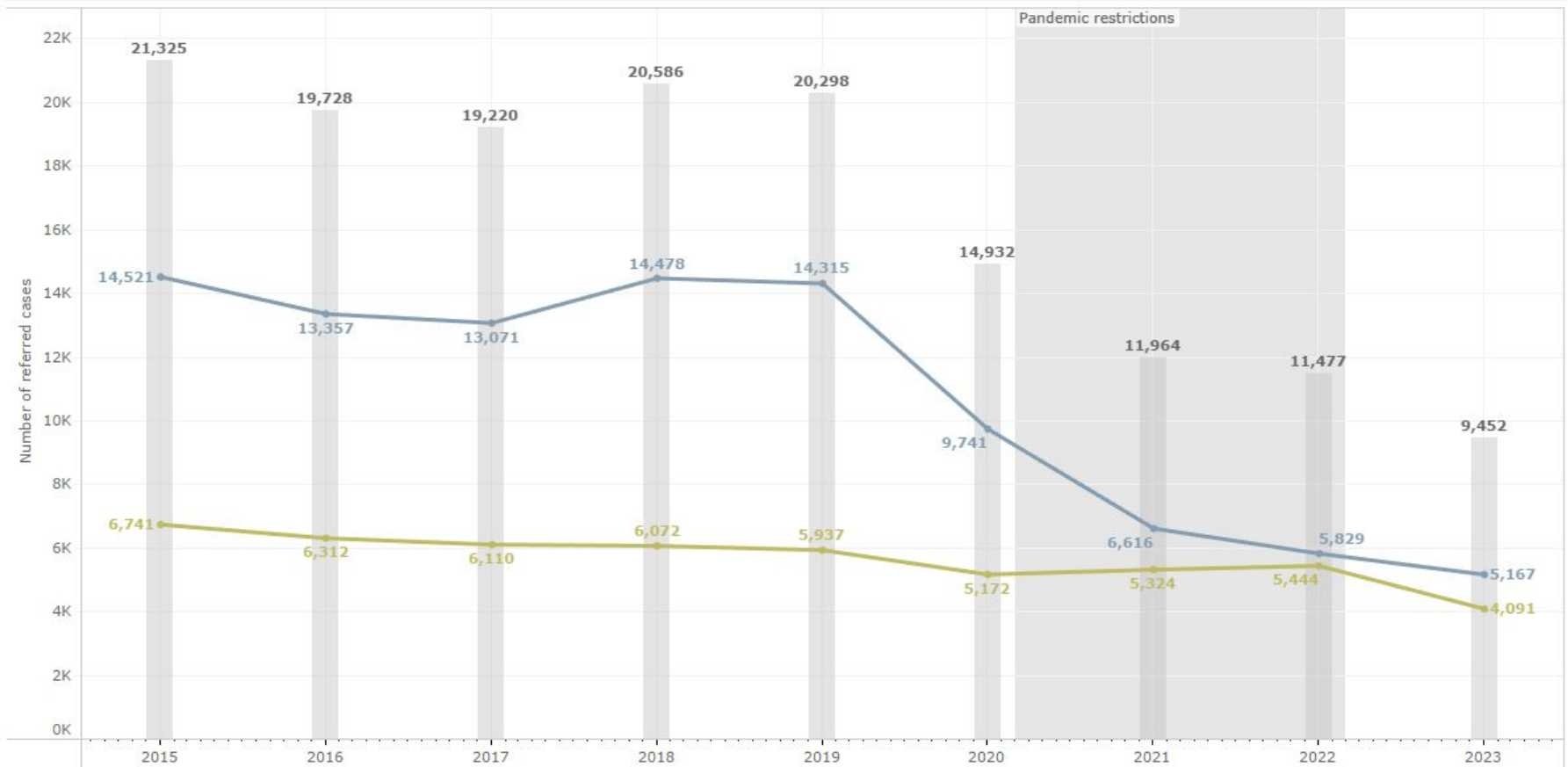
- **Funded jail beds** per capita are currently **139.5 / 100,000**
  - *Source 1: Portland State University Population Research Center, Population [Estimates](#) (7/1/22 Certified Est)*
  - *Source 2: Multnomah County Sheriff's Office Monthly Jail Stats [Report](#) (September, 2023 p. 2)*
- The average daily population (**ADP**) in **October, 2023** was 867, or **77%** of the **funded jail capacity**. ADP fluctuates monthly; over the last 18 months, the highest ADP was 904 (80%) in August, 2023 and the lowest was 815 (72%) in December, 2022.
  - *Source: Multnomah County Sheriff's Office Monthly Jail Stats [Report](#) (September, 2023 p. 14):*
- Standard jail bookings are the most appropriate way to view jail data when discerning criminal activity / arrests patterns. A standard booking is from a typical arrest made for a new crime, outstanding warrant, or probation/parole violation. The *Justice System Metrics* report appears to include all booking types per Fiscal Year, given it's sourced from County budget documents. The visual below displays standard booking counts by calendar year.



## CASE REFERRALS | Multnomah County District Attorney's Office (MCDA)

The number of cases issued by MCDA has decreased since 2015. This is largely driven by decrease in the number of referred misdemeanor cases.

**Number of Cases Referred to MCDA for Prosecution**  
2015 to 2023

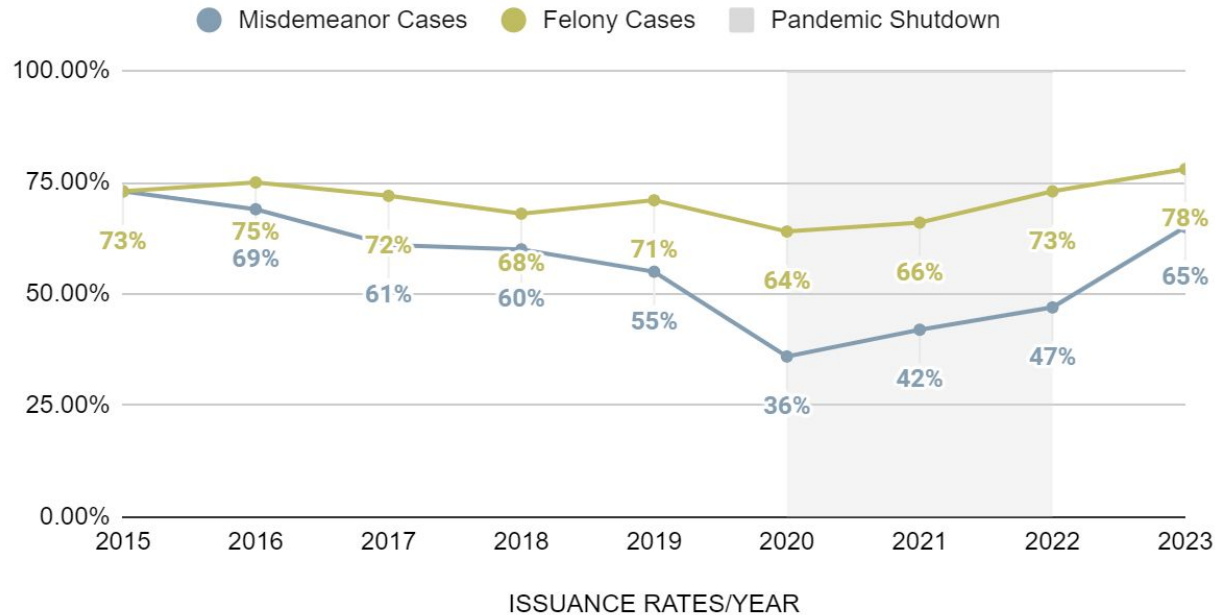


CY 2023 data is current up to 9/30/23.

## CASE ISSUANCE | Multnomah County District Attorney's Office (MCDA)

- The *Justice System Metrics* uses incorrect case issuance calculation.
  - Incorrect: (number cases filed with Multnomah Circuit Court) divided by (number of reported arrests).
  - Correct: (number of issued cases) divided by (number of referred cases).
- Utilizing the appropriate methodology reveals the following:
  - YTD **2023\* issuance rate** for **ALL** cases is **70%** - this is highest rate since 2015
  - YTD **2023\* issuance rate** for **MISDEMEANOR** cases is **65%** - this is highest rate since 2016
  - YTD **2023\* issuance rate** for **FELONY** cases is **78%** - this is highest rate in the last 8 years

Source: MCDA case management system. 2023 data updated to August 31, 2023




## MULTNOMAH COURT CASE PROCESSING | Oregon Judicial Department (OJD)

The *Justice System Metrics* report only reflected data through 2021. More recent OJD data paints a fuller picture of the court's process of recovery from the pandemic-related backlog.

- The number of **felony cases pending** for more than 12 months **declined 43%**.
  - (1,447 cases in October 2021; 830 cases in October 2023)
- The number of **misdemeanor cases pending** for more than 12 months **declined 57%**.
  - (1,578 cases in October 2021; 671 cases in October 2023)
- There was a **56% increase** in the number of **felony dispositions** from 2021 to 2022.
- Felony clearance rates (cases closed as a percentage of cases filed) ranged from 71-72% in 2020 and 2021 and increased to 100-101% in 2022 and 2023.


### Pending FEL Cases

Oct 2021 to Oct 2023




### Pending MISD Cases

Oct 2021 to Oct 2023

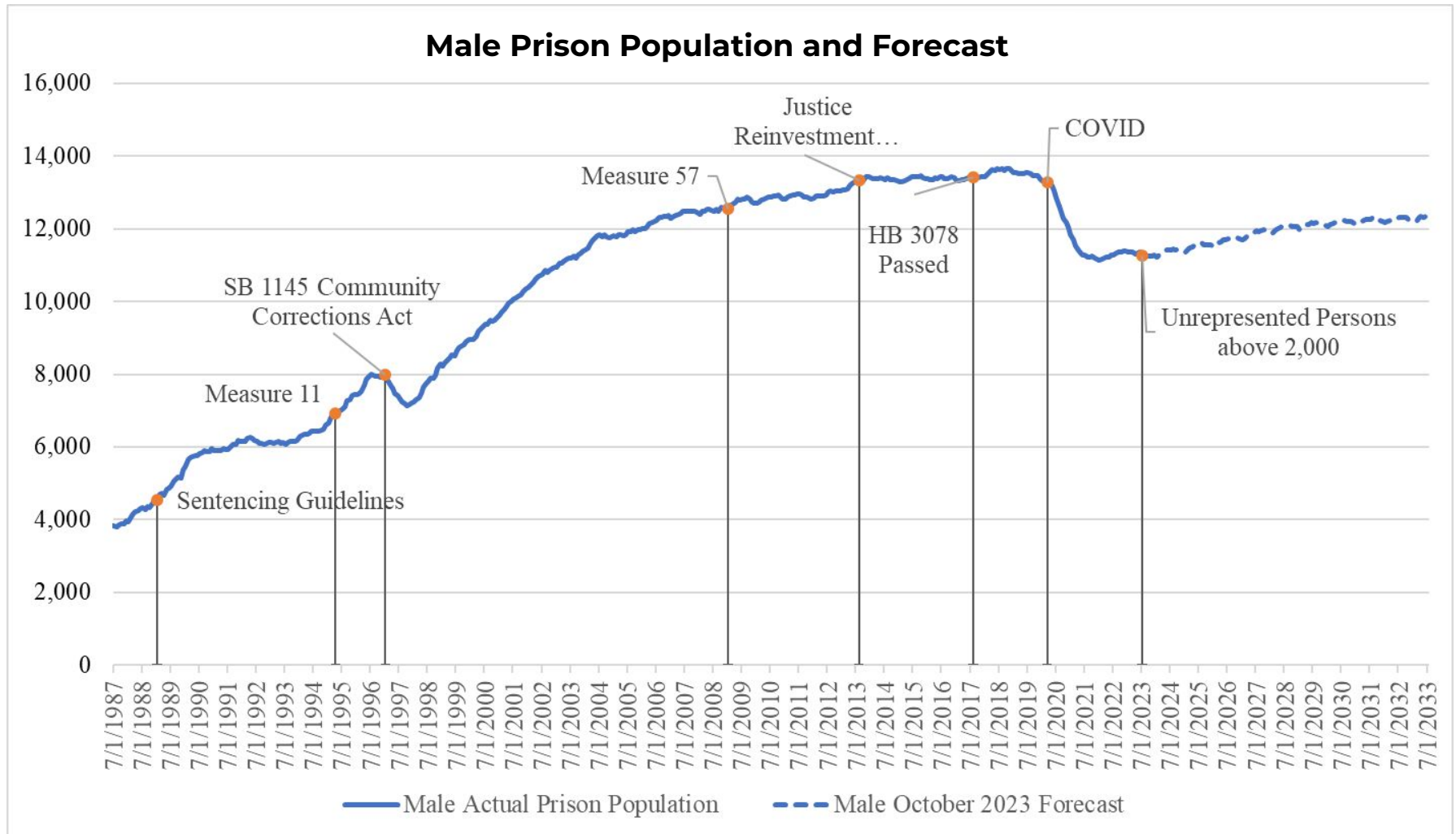


### Felony Dispositions

2021 to 2022

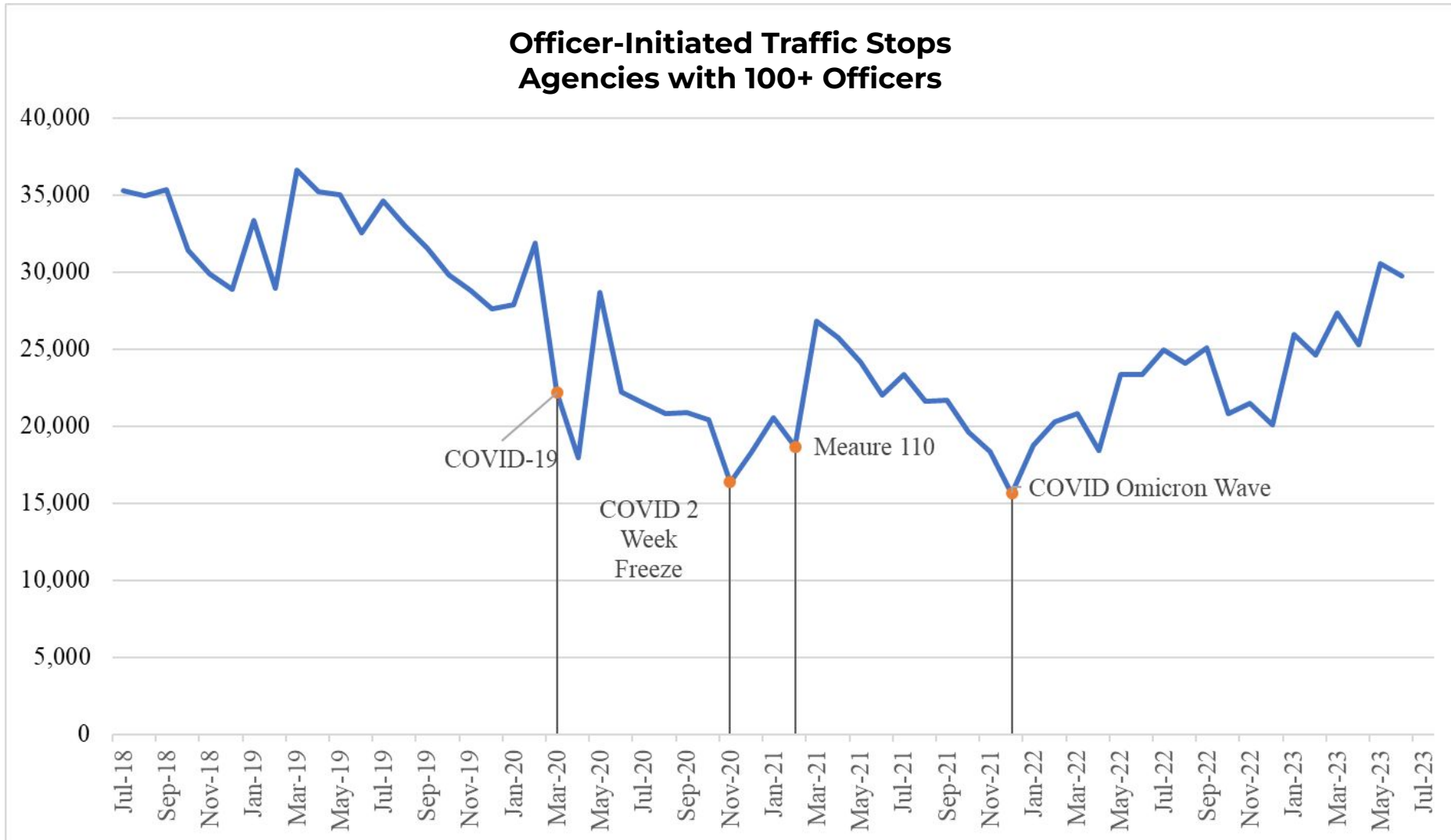


## STATEWIDE TRENDS FOR CONTEXT | Oregon Criminal Justice Commission (CJC)





## STATEWIDE TRENDS FOR CONTEXT | Oregon Criminal Justice Commission (CJC)

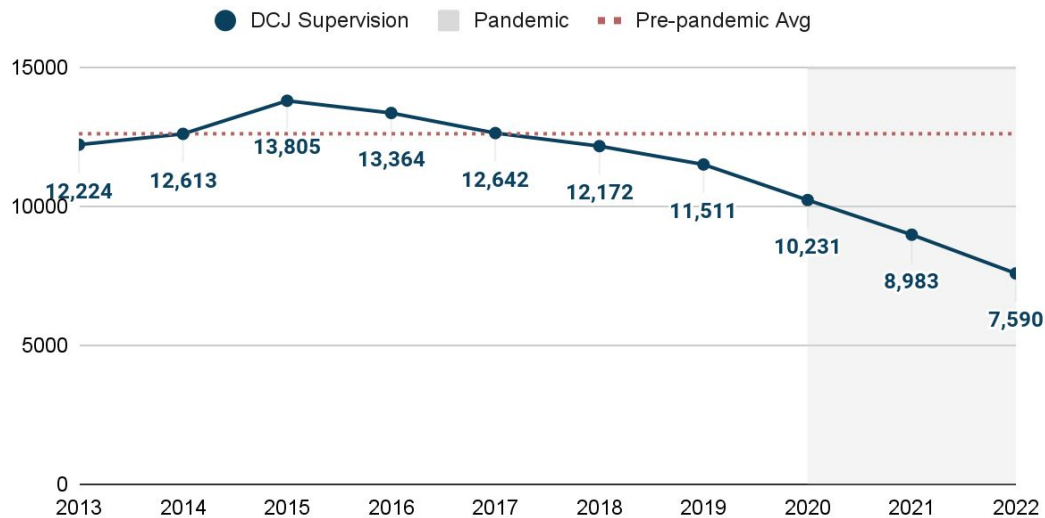


## COMMUNITY SUPERVISION | Department of Community Justice (DCJ)

The number of adults on community supervision has decreased in the last several years. Much of the decrease is attributable to a variety of factors:

- Two-year reduction in Multnomah County Circuit Court operations due to pandemic
- Passage of Measure 110
- Closure of specialty and diversion courts (Treatment First; STOP: Community Court)
- Increase in defendants sentenced to prison
- Case dismissals/delays due to public defender shortage
- Statutorily-mandated (2013) and expanded (2021) earned discharge

**Number of Adults on DCJ Supervision per FY**



## COMING UP...

The November 27, 2023 Local Public Safety Coordinating Council meeting will:

- Review the data dashboards and resources available on each agency's public website
- Discuss what data analyses, evaluations, and measures should be prioritized by the LPSCC
- If time, discuss available and needed resources to conduct additional analyses