


JUVENILE JUSTICE REINVESTMENT PROGRAM

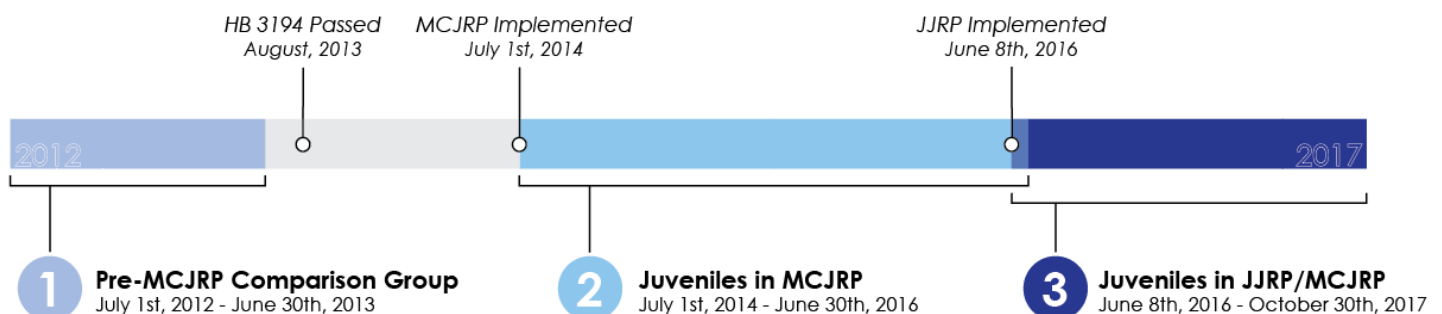
District Attorney Rod Underhill
Multnomah County District Attorney's Office, October 30, 2017

HISTORY: The Multnomah County Justice Reinvestment Program (MCJRP)



Multnomah County's Justice Reinvestment Program (MCJRP) is a transformative collaboration between Local Public Safety Coordinating Council (LPSCC) partners that fundamentally changes the county's approach to justice. Launched on July 1, 2014 following passage of HB 3194, the MCJRP process focuses on whether an offender can be supervised safely in the community with intensive supervision and wraparound services, or whether prison is the appropriate outcome in that specific case. Decisions about whether to impose prison or probation sentences are made based on professional judgment, informed by the personal and social accountability of the offender, victim input and impact, the nature and gravity of the underlying offense, and the use of a risk/needs tool to assess the offender's needs and likelihood of recidivism. Goals of the program include reduced prison bed usage, offender accountability, increased public safety and a reduction in recidivism.

Timeline:

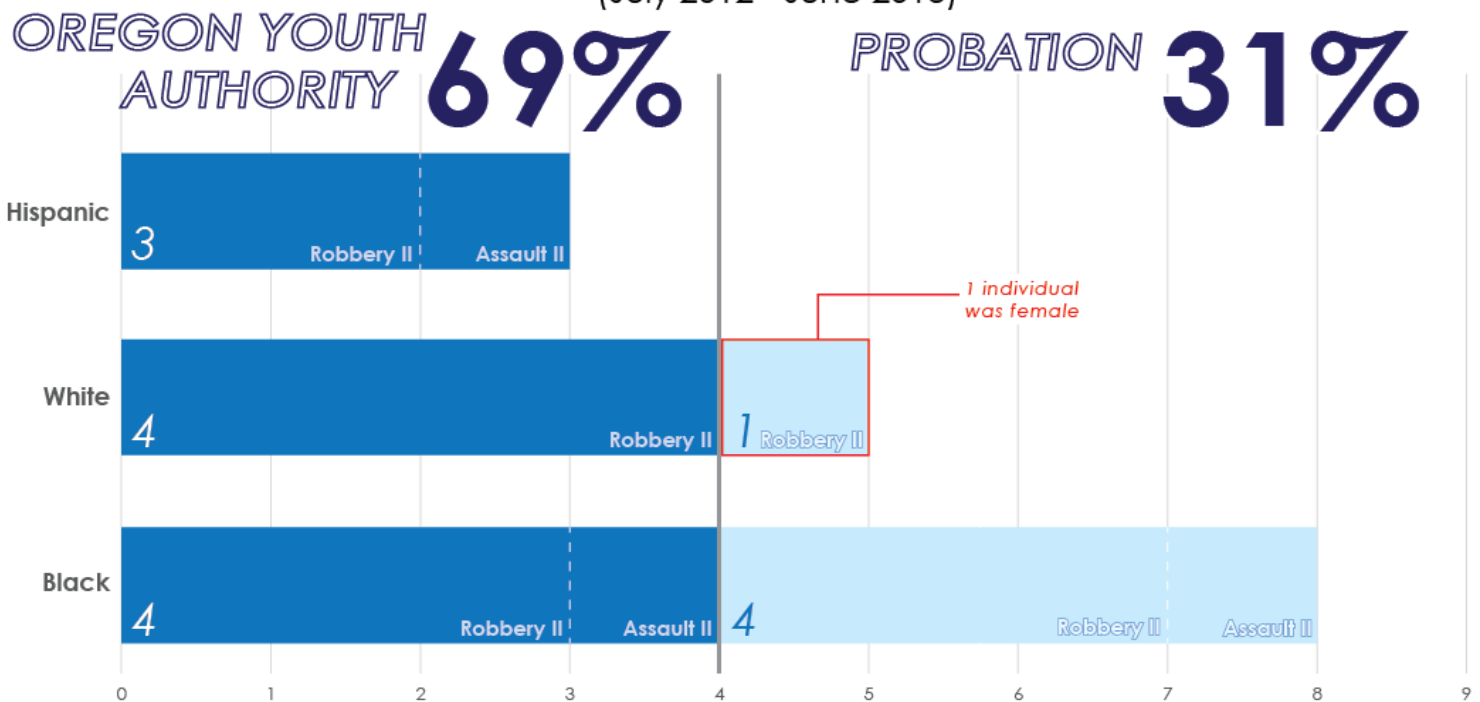


PRE-MCJRP COMPARISON GROUP *

In FY13, the year preceding the implementation of HB3194, **16** defendants ages 15 to 17 were indicted for a BM11 Tier II offense (excluding sex crimes and domestic violence). Eleven received an OYA sentence while five received Adult Probation.

Juvenile BM11 Tier II Comparison Group

(July 2012 - June 2013)



Out of the 13 Robbery II cases, six involved a purported weapon and seven were robberies aided by another person.

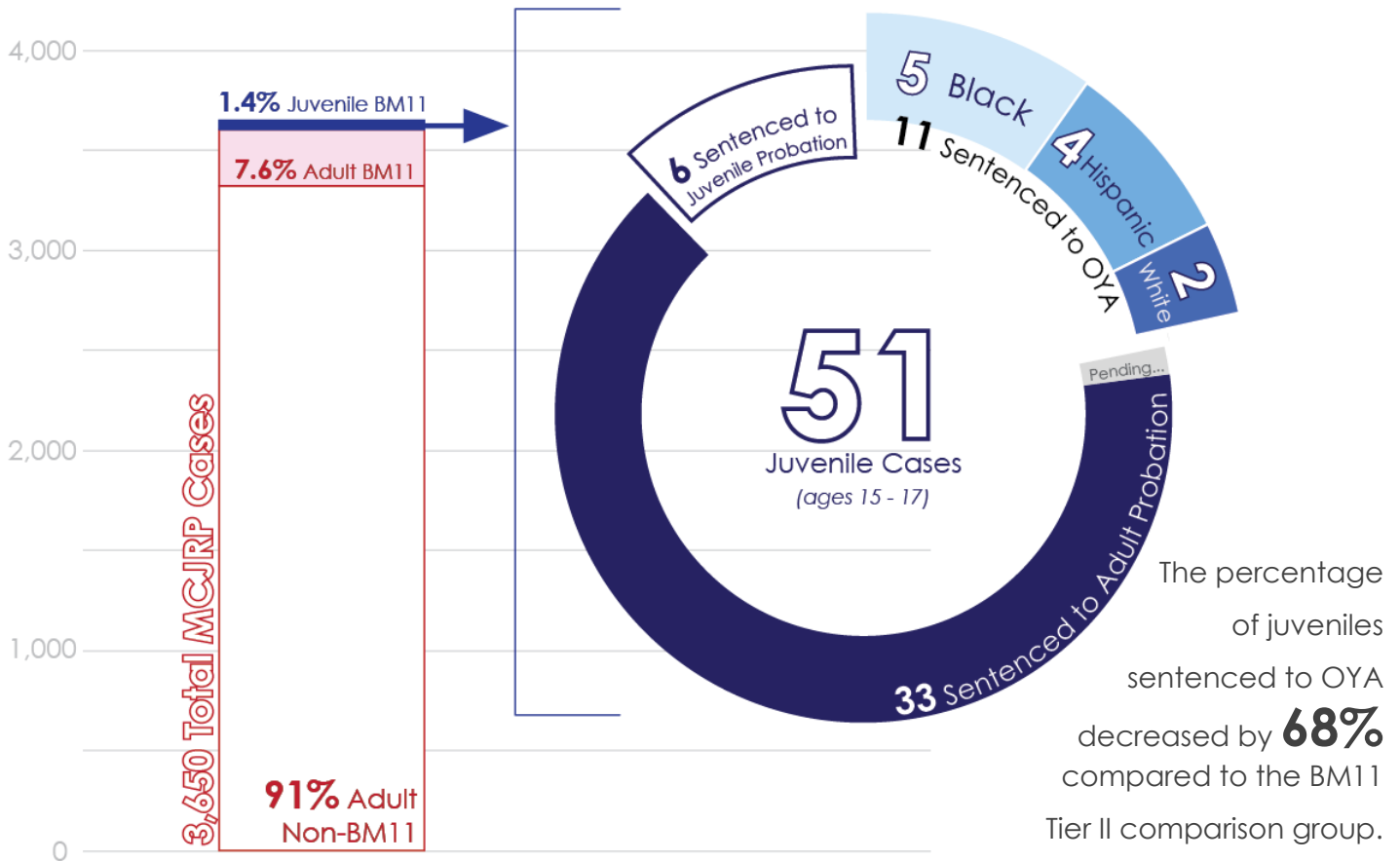
*Data in this section obtained from CRIMES database

How have juveniles been affected by MCJRP?*

In the first three years of the program, **51 juveniles**** ages 15 to 17 (1.4% of 3,650 MCJRP Eligible cases and 15.5% of 329 MCJRP Eligible BM11 cases) were indicted for a Tier 2 BM11 crime. Of the 50 cases sentenced, 78% were sentenced to probation, which is higher than the overall MCJRP probation population of 68.5%. No female defendants in the MCJRP process were sentenced to the Oregon Youth Authority (OYA) during this timeframe.

Juvenile Involvement in MCJRP Cases

(July 1st, 2014 to June 30th, 2017)



PROBATION SENTENCE RATE BY RACE

83% of all Black Juveniles sentenced to probation

82% of all White Juveniles sentenced to probation

60% of all Hispanic Juveniles sentenced to probation

*Data in this section obtained from both CRIMES and Odyssey databases and were vetted by Court and MCDA analysts.

**This number excludes juveniles facing domestic violence or sex abuse Tier II BM11 offenses (7 additional persons: 2 DV, 5 Sex Abuse) since 7/1/14.

JUVENILE FOCUS: What is the Juvenile Justice Reinvestment Program (JJRP)?*

Beginning on June 8, 2016, the Multnomah County District Attorney's Office instituted a new procedure for handling juveniles charged with certain Measure 11 offenses. Whereas individuals ages 15 to 17 with a "Tier II" Measure 11 charge had previously been processed in adult court, this new policy provides the opportunity for these youth to have their cases resolved within the juvenile system. Under the Juvenile Justice Reinvestment Program (JJRP), juveniles charged with Robbery II, Assault II, or Kidnapping II may be eligible for a juvenile resolution that avoids sentences to adult probation or to the Oregon Youth Authority (OYA). **

Who has been affected by the JJRP?

Since the implementation of the Juvenile Justice Reinvestment Program, **21 juveniles** have been considered for eligibility or benefited*** from the JJRP policy.

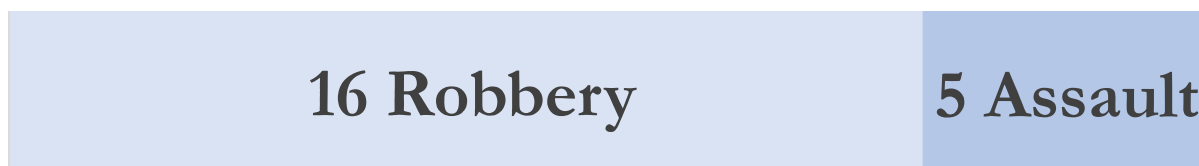
Q: What are the genders of these individuals?



Q: What are the races/ethnicities of these individuals?



Q: What were these individuals' primary charges?



RESOLUTIONS SINCE JUNE 8, 2016

Of the total 21 juveniles eligible for or benefiting from the JJRP policy, eight have cases that are still pending adjudication. Out of these remaining 13, 8 (62%) were sentenced to juvenile probation, 3 (23%) were sentenced to adult probation, and 2 (15%) sentenced to OYA.

*JJRP data obtained via MCDA's CRIMES database.

**Also includes all Tier 2 BM11 Domestic Violence charges.

***There were two female individuals charged with Robbery I but whose factual circumstances allowed for a plea deal involving juvenile probation. One individual is Black and one is Latina.

Juvenile Justice Reinvestment Program Resolutions

Examined Separately by Gender, Race/Ethnicity, and Charge (June 8th, 2016 to October 30th, 2017)

	Juvenile Probation	Adult Probation	OYA	Total
1. Gender				
<i>Female</i>	7 (88%)	1 (13%)	0 (0%)	8
<i>Male</i>	1 (20%)	2 (40%)	2 (40%)	5
2. Race/Ethnicity				
<i>Black</i>	6 (86%)	1 (14%)	0 (0%)	7
<i>Caucasian</i>	0 (0%)	2 (100%)	0 (0%)	2
<i>Latino/Latina</i>	2 (50%)	0 (0%)	2 (50%)	4
3. Charge				
<i>Assault</i>	1 (33%)	2 (67%)	0 (0%)	3
<i>Robbery</i>	7 (70%)	1 (10%)	2 (20%)	10
Total	8	3	2	13*

*Removes eight individuals whose JJRP decision is pending.

RACIAL AND ETHNIC IMPACT

Before implementation of the BM11 Tier II policy (7/1/14 to 6/7/16), **70%** of Black and Hispanic Tier II BM11 juveniles received adult probation, while 30% of Black and Hispanic Tier II BM11 juveniles received a sentence to OYA custody. After the June 8, 2016 implementation of the JJRP Tier II protocol, **82%** of Black and Hispanic Tier II BM11 juveniles received juvenile or adult probation, while those sentenced to OYA reduced to 18%**.

**These sentences to OYA involved juvenile defendants who offended against multiple victims and used a realistic replica firearm.

OVERALL, MCJRP AND JJRP IMPROVES PROBATIONARY OUTCOMES

Starting on July 1, 2014, juvenile defendants facing BM11 Tier II charges were eligible for the Multnomah County Reinvestment Process (MCJRP). Juvenile defendants benefitted from MCJRP, as demonstrated by their low rates to OYA. Between July 2014 and June 2016, among Black, Hispanic and whites, 30% of these juveniles were sentenced to OYA compared to 57% of adults facing BM11 Tier II charges. The percent of juveniles sentenced to OYA dropped further to 15%, representing **an overall 50% decrease** for this juvenile population, since the June 8, 2016 JJRP implementation.

OYA LENGTH OF STAY

Each Tier II BM11 offense carries a 70 month presumptive prison sentence. Since July 1, 2014, Tier II BM11 juveniles were sentenced to OYA for an average of **36** months.

Recidivism Data

Recidivism Data is pending for the following groups:

1. July 1, 2012 to June 30, 2013 Juvenile BM11 Tier 2 Comparison Group;
2. July 1, 2014 to June 7, 2016 Juvenile BM11 Tier 2 MCJRP Eligible defendants; and
3. July 8, 2016 to June 30, 2017 Juvenile Justice Reinvestment Program (JJRP) eligible defendants.