

FAIRVIEW COUNCILOR POSITION 1

| | | | | | | | | | |
|---|---|---|---|---|---|---|---|---|---|
| R | V | V | C | T | J | R | U | O | W |
| E | D | O | A | U | A | A | N | V | R |
| G | T | T | S | R | M | Z | D | E | I |
| I | E | E | T | N | E | E | E | R | T |
| S | R | S | | O | S | | R | V | E |
| T | S | | | U | | | V | O | - |
| E | | | | T | R | | O | T | I |
| R | | | | | . | | T | E | N |
| E | | | | | | | E | S | S |
| D | | | | | | | S | | |

All Districts

| | | | | | | | |
|-------------------|------|------|--------|-----|-----|---|----|
| 307 PRECINCT 5100 | 1320 | 759 | 57.5 % | 457 | 279 | 0 | 23 |
| 308 PRECINCT 5101 | 1058 | 612 | 57.8 % | 376 | 221 | 0 | 15 |
| <hr/> | | | | | | | |
| All Districts | 2378 | 1371 | 57.6 % | 833 | 500 | 0 | 38 |
| <hr/> | | | | | | | |
| RACE TOTALS | 2378 | 1371 | 57.6 % | 833 | 500 | 0 | 38 |

Certificate

I certify that the votes recorded on this abstract correctly summarize the tally of votes cast at the election indicated.

Vicki K. Ervin

Vicki K. Ervin, Director of Elections
 Multnomah County, Oregon

WOOD VILLAGE CITY COUNCIL POSITION 5

| | | | | | | |
|-----|-----|---|-----|---|---|---|
| R V | V C | T | K H | U | D | W |
| E O | O A | U | A U | N | V | R |
| G T | T S | R | R N | D | E | I |
| I E | E T | N | E T | E | R | T |
| S R | S | O | N | R | V | E |
| T S | | U | | V | O | - |
| E | | T | A | O | T | I |
| R | | | . | T | E | N |
| E | | | | E | S | S |
| D | | | | S | | |

All Districts

| | | | | | | | |
|-------------------|------|------|--------|-----|-----|---|----|
| 314 PRECINCT 5300 | 922 | 557 | 60.4 % | 373 | 175 | 0 | 9 |
| 315 PRECINCT 5301 | 766 | 451 | 58.8 % | 293 | 148 | 0 | 10 |
| All Districts | 1688 | 1008 | 59.7 % | 666 | 323 | 0 | 19 |
| RACE TOTALS | 1688 | 1008 | 59.7 % | 666 | 323 | 0 | 19 |

Certificate

I certify that the votes recorded on this abstract correctly summarize the tally of votes cast at the election indicated.

Vicki K. Ervin

Vicki K. Ervin, Director of Elections
 Multnomah County, Oregon

WOOD VILLAGE CITY COUNCIL POSITION 3

R V V C T T F U O W
 E O O A U I I N V R
 B T T S R M E D E I
 I E E T N R E R T
 S R S O R V E
 T S U V O -
 E T O T I
 R T E N
 E E S S
 D S

All Districts

| | | | | | | | |
|-------------------|------|------|--------|-----|-----|---|----|
| 314 PRECINCT 5300 | 922 | 557 | 60.4 % | 377 | 175 | 0 | 5 |
| 315 PRECINCT 5301 | 766 | 451 | 58.8 % | 305 | 134 | 1 | 11 |
| All Districts | 1688 | 1008 | 59.7 % | 682 | 309 | 1 | 16 |
| RACE TOTALS | 1688 | 1008 | 59.7 % | 682 | 309 | 1 | 16 |

Certificate

I certify that the votes recorded on this abstract correctly summarize the tally of votes cast at the election indicated.

Vicki K. Ervin

Vicki K. Ervin, Director of Elections
 Multnomah County, Oregon

TROUTDALE COUNCIL, POSITION 6 (4 YEAR)

| | | | | | | |
|-----|-----|---|-----|---|---|---|
| R V | V C | T | D D | U | O | W |
| E D | O A | U | O A | N | V | R |
| B T | T S | R | U D | D | E | I |
| I E | E T | N | G U | E | R | T |
| S R | S | D | L S | R | V | E |
| T S | | U | A T | V | O | - |
| E | | T | S | O | T | I |
| R | | | | T | E | N |
| E | | | | E | S | S |
| D | | | | S | | |

All Districts

| | | | | | | | |
|-------------------|------|------|--------|------|------|---|----|
| 017 PRECINCT 0521 | 67 | 49 | 73.1 % | 22 | 27 | 0 | 0 |
| 309 PRECINCT 5200 | 1037 | 661 | 63.7 % | 388 | 255 | 0 | 18 |
| 310 PRECINCT 5201 | 1524 | 1054 | 69.1 % | 617 | 418 | 0 | 19 |
| 311 PRECINCT 5202 | 1546 | 1093 | 70.6 % | 676 | 407 | 0 | 10 |
| 312 PRECINCT 5203 | 1394 | 894 | 64.1 % | 533 | 338 | 1 | 22 |
| 313 PRECINCT 5204 | 1500 | 1008 | 63.7 % | 623 | 368 | 0 | 17 |
| All Districts | 7148 | 4759 | 66.5 % | 2859 | 1813 | 1 | 86 |
| RACE TOTALS | 7148 | 4759 | 66.5 % | 2859 | 1813 | 1 | 86 |

Certificate

I certify that the votes recorded on this abstract correctly summarize the tally of votes cast at the election indicated.

Vicki K. Ervin

Vicki K. Ervin, Director of Elections
 Multnomah County, Oregon

TROUTDALE COUNCIL, POSITION 5 (2 YEAR)

| | | | | | | | | | |
|---|---|---|---|---|---|---|---|---|---|
| R | V | V | C | T | R | R | U | D | W |
| E | O | O | A | U | A | E | N | V | R |
| G | T | T | S | R | Y | G | D | E | I |
| I | E | E | T | N | M | E | E | R | T |
| S | R | S | | O | O | L | R | V | E |
| T | S | | | U | N | E | V | O | - |
| E | | | | T | D | I | O | T | I |
| R | | | | | N | | T | E | N |
| E | | | | | T | | E | S | S |
| D | | | | | . | | S | | |

All Districts

| | | | | | | | |
|----------------------|-------------|-------------|---------------|-------------|-------------|----------|-----------|
| 017 PRECINCT 0521 | 67 | 49 | 73.1 % | 22 | 27 | 0 | 0 |
| 309 PRECINCT 5200 | 1037 | 661 | 63.7 % | 381 | 264 | 0 | 16 |
| 310 PRECINCT 5201 | 1524 | 1054 | 69.1 % | 602 | 427 | 2 | 23 |
| 311 PRECINCT 5202 | 1546 | 1093 | 70.6 % | 664 | 420 | 0 | 9 |
| 312 PRECINCT 5203 | 1394 | 894 | 64.1 % | 522 | 350 | 1 | 21 |
| 313 PRECINCT 5204 | 1580 | 1008 | 63.7 % | 617 | 372 | 1 | 18 |
| All Districts | 7148 | 4759 | 66.5 % | 2808 | 1860 | 4 | 87 |
| RACE TOTALS | 7148 | 4759 | 66.5 % | 2808 | 1860 | 4 | 87 |

Certificate

I certify that the votes recorded on this abstract correctly summarize the tally of votes cast at the election indicated.

Vicki K. Ervin
 Vicki K. Ervin, Director of Elections
 Multnomah County, Oregon

TROUTDALE COUNCIL, POSITION 4 (4 YEAR)

| | | | | | | | | | |
|---|---|---|---|---|---|---|---|---|---|
| R | V | V | C | T | J | K | U | O | W |
| E | O | O | A | U | I | I | N | V | R |
| G | T | T | S | R | M | G | D | E | I |
| I | E | E | T | N | H | | E | R | T |
| S | R | S | | O | T | | R | V | E |
| T | S | | | U | | | V | O | - |
| E | | | | T | | | O | T | I |
| R | | | | | | | T | E | N |
| E | | | | | | | E | S | S |
| D | | | | | | | S | | |

All Districts

| | | | | | | | |
|-------------------|------|------|--------|-----|-----|---|----|
| 017 PRECINCT 0521 | 67 | 49 | 73.1 % | 23 | 26 | 0 | 0 |
| 309 PRECINCT 5200 | 1037 | 661 | 63.7 % | 405 | 238 | 0 | 18 |
| 310 PRECINCT 5201 | 1524 | 1054 | 69.1 % | 629 | 407 | 0 | 18 |
| 311 PRECINCT 5202 | 1546 | 1093 | 70.6 % | 687 | 395 | 1 | 10 |
| 312 PRECINCT 5203 | 1394 | 894 | 64.1 % | 543 | 332 | 0 | 19 |
| 313 PRECINCT 5204 | 1500 | 1008 | 63.7 % | 633 | 360 | 0 | 15 |

| | | | | | | | |
|---------------|------|------|--------|------|------|---|----|
| All Districts | 7148 | 4759 | 66.5 % | 2920 | 1758 | 1 | 80 |
|---------------|------|------|--------|------|------|---|----|

| | | | | | | | |
|-------------|------|------|--------|------|------|---|----|
| RACE TOTALS | 7148 | 4759 | 66.5 % | 2920 | 1758 | 1 | 80 |
|-------------|------|------|--------|------|------|---|----|

Certificate

I certify that the votes recorded on this abstract correctly summarize the tally of votes cast at the election indicated.

Vicki K. Ervin

Vicki K. Ervin, Director of Elections
 Multnomah County, Oregon

TROUTDALE COUNCIL, POSITION 2 (4 YEAR)

| | | | | | | |
|-----|-----|---|-----|---|---|---|
| R V | V C | T | D R | U | D | W |
| E D | O A | U | A I | N | V | R |
| G T | T S | R | V P | D | E | I |
| I E | E T | N | I M | E | R | T |
| S R | S | O | D A | R | V | E |
| T S | | U | | V | O | - |
| E R | | T | C | O | T | I |
| E D | | | . | T | E | N |
| | | | | E | S | S |

All Districts

| | | | | | | | |
|-------------------|------|------|--------|-----|-----|---|----|
| 017 PRECINCT 0521 | 67 | 49 | 73.1 % | 21 | 28 | 0 | 0 |
| 309 PRECINCT 5200 | 1037 | 661 | 63.7 % | 393 | 246 | 0 | 22 |
| 310 PRECINCT 5201 | 1524 | 1054 | 69.1 % | 513 | 421 | 0 | 20 |
| 311 PRECINCT 5202 | 1546 | 1093 | 70.6 % | 675 | 405 | 1 | 12 |
| 312 PRECINCT 5203 | 1394 | 894 | 64.1 % | 529 | 345 | 0 | 20 |
| 313 PRECINCT 5204 | 1580 | 1008 | 63.7 % | 625 | 367 | 0 | 16 |

| | | | | | | | |
|---------------|------|------|--------|------|------|---|----|
| All Districts | 7148 | 4759 | 66.5 % | 2856 | 1812 | 1 | 90 |
|---------------|------|------|--------|------|------|---|----|

| | | | | | | | |
|-------------|------|------|--------|------|------|---|----|
| RACE TOTALS | 7148 | 4759 | 66.5 % | 2856 | 1812 | 1 | 90 |
|-------------|------|------|--------|------|------|---|----|

Certificate

I certify that the votes recorded on this abstract correctly summarize the tally of votes cast at the election indicated.

Vicki K. Ervin

Vicki K. Ervin, Director of Elections
 Multnomah County, Oregon

TROUTDALE MAYOR (4 YEAR)

| | | | | | | | | | |
|---|---|---|---|---|---|---|---|---|---|
| R | V | V | C | T | P | T | U | O | W |
| E | O | O | A | U | A | H | N | V | R |
| G | T | T | S | R | U | A | D | E | I |
| I | E | E | T | N | L | L | E | R | T |
| S | R | S | | O | H | R | R | V | E |
| T | S | | | U | O | V | O | O | - |
| E | | | | T | F | O | T | E | I |
| R | | | | | E | T | E | E | N |
| E | | | | | R | E | S | S | S |
| D | | | | | | | | | |

All Districts

| | | | | | | | |
|-------------------|------|------|--------|------|------|---|-----|
| 017 PRECINCT 0521 | 67 | 49 | 73.1 % | 31 | 18 | 0 | 0 |
| 309 PRECINCT 5200 | 1037 | 661 | 63.7 % | 468 | 163 | 1 | 29 |
| 310 PRECINCT 5201 | 1524 | 1054 | 69.1 % | 712 | 297 | 1 | 44 |
| 311 PRECINCT 5202 | 1546 | 1093 | 70.6 % | 775 | 291 | 0 | 27 |
| 312 PRECINCT 5203 | 1394 | 894 | 64.1 % | 593 | 263 | 1 | 37 |
| 313 PRECINCT 5204 | 1580 | 1008 | 63.7 % | 717 | 251 | 0 | 40 |
| <hr/> | | | | | | | |
| All Districts | 7148 | 4759 | 66.5 % | 3296 | 1283 | 3 | 177 |
| <hr/> | | | | | | | |
| RACE TOTALS | 7148 | 4759 | 66.5 % | 3296 | 1283 | 3 | 177 |

Certificate

I certify that the votes recorded on this abstract correctly summarize the tally of votes cast at the election indicated.

Vicki K. Ervin

Vicki K. Ervin, Director of Elections
 Multnomah County, Oregon

PORTLAND COMMISSIONER POSITION 4

| | | | | | | | |
|---|---|---|---|---|---|---|---|
| R | V | V | T | C | U | O | W |
| E | D | C | U | H | N | V | R |
| G | O | A | R | A | D | E | I |
| I | E | T | N | R | E | R | T |
| S | R | S | O | L | S | V | E |
| T | S | | U | I | V | O | - |
| E | | | T | E | O | T | I |
| R | | | | | T | E | N |
| E | | | | | E | S | S |
| D | | | | | | | |

All Districts

| | | | | | | | |
|-------------------|------|------|--------|-----|-----|---|----|
| 001 PRECINCT 0102 | 1183 | 918 | 77.5 % | 499 | 403 | 0 | 16 |
| 002 PRECINCT 0103 | 14 | 9 | 64.2 % | 6 | 3 | 0 | 0 |
| 003 PRECINCT 0104 | 10 | 7 | 70.0 % | 5 | 2 | 0 | 0 |
| 010 PRECINCT 0300 | 35 | 21 | 60.0 % | 7 | 13 | 0 | 1 |
| 011 PRECINCT 0332 | 241 | 102 | 42.3 % | 50 | 50 | 0 | 2 |
| 012 PRECINCT 0424 | 76 | 62 | 81.5 % | 35 | 26 | 0 | 1 |
| 013 PRECINCT 0432 | 250 | 122 | 48.8 % | 61 | 50 | 0 | 3 |
| 014 PRECINCT 0433 | 245 | 143 | 58.3 % | 84 | 56 | 0 | 3 |
| 027 PRECINCT 1001 | 536 | 409 | 76.3 % | 197 | 196 | 0 | 16 |
| 028 PRECINCT 1002 | 222 | 160 | 72.0 % | 69 | 84 | 0 | 7 |
| 029 PRECINCT 1013 | 1576 | 1125 | 71.3 % | 615 | 404 | 0 | 26 |
| 030 PRECINCT 1017 | 775 | 625 | 80.6 % | 340 | 272 | 0 | 13 |
| 031 PRECINCT 1019 | 1440 | 1189 | 82.5 % | 675 | 496 | 1 | 17 |
| 032 PRECINCT 1025 | 1251 | 805 | 64.3 % | 438 | 348 | 0 | 19 |
| 033 PRECINCT 1028 | 1001 | 603 | 60.2 % | 308 | 277 | 0 | 18 |
| 034 PRECINCT 1031 | 1307 | 916 | 70.0 % | 495 | 406 | 0 | 15 |
| 035 PRECINCT 1043 | 1381 | 836 | 60.5 % | 462 | 350 | 0 | 24 |
| 036 PRECINCT 1045 | 269 | 223 | 82.9 % | 133 | 85 | 0 | 5 |
| 037 PRECINCT 1049 | 1572 | 951 | 60.4 % | 529 | 403 | 0 | 19 |
| 038 PRECINCT 1053 | 1359 | 620 | 45.6 % | 345 | 253 | 0 | 22 |
| 039 PRECINCT 1101 | 550 | 458 | 83.2 % | 258 | 194 | 1 | 5 |
| 040 PRECINCT 1103 | 992 | 710 | 71.5 % | 388 | 312 | 0 | 10 |
| 041 PRECINCT 1117 | 526 | 399 | 75.8 % | 236 | 161 | 0 | 2 |
| 042 PRECINCT 1118 | 1734 | 1012 | 58.3 % | 575 | 418 | 0 | 19 |
| 043 PRECINCT 1143 | 1050 | 856 | 81.5 % | 518 | 327 | 0 | 11 |
| 044 PRECINCT 1155 | 522 | 334 | 63.9 % | 169 | 153 | 0 | 12 |
| 045 PRECINCT 1156 | 1482 | 1201 | 81.0 % | 746 | 432 | 0 | 23 |
| 046 PRECINCT 1160 | 763 | 544 | 71.2 % | 333 | 205 | 0 | 6 |
| 047 PRECINCT 1164 | 450 | 365 | 81.1 % | 219 | 143 | 0 | 3 |
| 048 PRECINCT 1170 | 1072 | 870 | 81.1 % | 496 | 354 | 0 | 20 |
| 049 PRECINCT 1173 | 1414 | 1180 | 83.4 % | 661 | 495 | 1 | 23 |
| 050 PRECINCT 1177 | 751 | 490 | 65.2 % | 213 | 264 | 0 | 13 |
| 051 PRECINCT 1179 | 647 | 471 | 72.7 % | 250 | 207 | 0 | 14 |
| 052 PRECINCT 1183 | 1439 | 890 | 61.8 % | 481 | 390 | 1 | 18 |
| 053 PRECINCT 1186 | 1514 | 1209 | 79.8 % | 680 | 512 | 0 | 17 |
| 054 PRECINCT 1189 | 1567 | 1129 | 72.0 % | 674 | 424 | 0 | 31 |
| 055 PRECINCT 1200 | 1705 | 1254 | 73.5 % | 719 | 514 | 0 | 21 |
| 056 PRECINCT 1205 | 1416 | 958 | 67.6 % | 509 | 423 | 0 | 26 |
| 057 PRECINCT 1206 | 1530 | 1041 | 68.0 % | 532 | 467 | 0 | 42 |
| 058 PRECINCT 1211 | 858 | 647 | 75.4 % | 378 | 249 | 0 | 20 |
| 059 PRECINCT 1213 | 940 | 629 | 66.3 % | 295 | 310 | 0 | 24 |
| 060 PRECINCT 1215 | 1532 | 1165 | 76.0 % | 621 | 522 | 1 | 21 |
| 061 PRECINCT 1220 | 1419 | 952 | 67.0 % | 511 | 403 | 0 | 38 |
| 062 PRECINCT 1222 | 1387 | 1076 | 77.5 % | 563 | 487 | 0 | 26 |

PORTLAND COMMISSIONER POSITION 4

| | | | | | | | | | |
|---|---|---|---|---|---|---|---|---|---|
| R | V | V | C | T | C | H | U | O | W |
| E | D | O | A | U | H | A | N | V | R |
| G | T | T | S | R | A | L | D | E | I |
| I | E | E | T | N | R | E | E | R | T |
| S | R | S | | O | L | S | R | V | E |
| T | S | | | U | I | | V | O | - |
| E | | | | T | E | | O | T | I |
| R | | | | | | | T | E | N |
| E | | | | | | | E | S | S |
| D | | | | | | | S | | |

All Districts

| | | | | | | | |
|-------------------|------|------|--------|-----|-----|---|----|
| 063 PRECINCT 1223 | 956 | 789 | 82.5 % | 396 | 372 | 0 | 21 |
| 064 PRECINCT 1224 | 1408 | 1186 | 79.7 % | 656 | 506 | 0 | 24 |
| 065 PRECINCT 1225 | 1044 | 768 | 73.5 % | 430 | 324 | 0 | 14 |
| 066 PRECINCT 1226 | 1208 | 938 | 77.6 % | 531 | 394 | 0 | 13 |
| 067 PRECINCT 1229 | 1156 | 866 | 74.9 % | 448 | 374 | 0 | 44 |
| 068 PRECINCT 1230 | 1452 | 1051 | 72.3 % | 534 | 463 | 1 | 53 |
| 069 PRECINCT 1232 | 1422 | 1089 | 76.5 % | 580 | 471 | 0 | 38 |
| 070 PRECINCT 1233 | 1226 | 967 | 78.8 % | 430 | 470 | 0 | 67 |
| 071 PRECINCT 1236 | 943 | 707 | 74.9 % | 377 | 307 | 0 | 23 |
| 072 PRECINCT 1238 | 1340 | 818 | 61.0 % | 436 | 359 | 1 | 22 |
| 073 PRECINCT 1240 | 781 | 637 | 81.5 % | 359 | 267 | 0 | 11 |
| 074 PRECINCT 1244 | 1415 | 1038 | 73.3 % | 578 | 448 | 1 | 11 |
| 075 PRECINCT 1245 | 1574 | 1152 | 73.1 % | 606 | 517 | 0 | 29 |
| 076 PRECINCT 1246 | 893 | 729 | 81.6 % | 395 | 319 | 0 | 15 |
| 077 PRECINCT 1248 | 1092 | 870 | 79.6 % | 461 | 397 | 0 | 12 |
| 078 PRECINCT 1250 | 1012 | 750 | 74.1 % | 383 | 340 | 0 | 27 |
| 079 PRECINCT 1252 | 689 | 523 | 75.9 % | 266 | 248 | 0 | 9 |
| 080 PRECINCT 1253 | 610 | 504 | 82.6 % | 242 | 242 | 1 | 19 |
| 081 PRECINCT 1254 | 664 | 496 | 74.6 % | 251 | 228 | 0 | 17 |
| 082 PRECINCT 1255 | 708 | 588 | 83.0 % | 319 | 249 | 0 | 20 |
| 083 PRECINCT 1305 | 1222 | 588 | 47.4 % | 326 | 232 | 1 | 21 |
| 084 PRECINCT 1308 | 945 | 476 | 50.3 % | 292 | 168 | 0 | 16 |
| 085 PRECINCT 1313 | 1636 | 1074 | 65.6 % | 606 | 446 | 0 | 22 |
| 086 PRECINCT 1315 | 1369 | 1009 | 73.7 % | 588 | 403 | 0 | 18 |
| 087 PRECINCT 1320 | 706 | 367 | 51.9 % | 191 | 170 | 0 | 6 |
| 097 PRECINCT 2002 | 1249 | 696 | 55.7 % | 390 | 269 | 0 | 37 |
| 098 PRECINCT 2005 | 1669 | 929 | 55.6 % | 543 | 342 | 2 | 42 |
| 099 PRECINCT 2015 | 1590 | 1006 | 63.2 % | 584 | 377 | 2 | 43 |
| 100 PRECINCT 2018 | 1443 | 867 | 60.0 % | 473 | 357 | 0 | 37 |
| 101 PRECINCT 2023 | 1568 | 908 | 57.9 % | 535 | 340 | 2 | 31 |
| 102 PRECINCT 2026 | 1531 | 627 | 40.9 % | 392 | 214 | 3 | 18 |
| 103 PRECINCT 2027 | 1249 | 743 | 59.4 % | 434 | 282 | 1 | 26 |
| 104 PRECINCT 2029 | 1606 | 949 | 59.0 % | 567 | 360 | 1 | 21 |
| 105 PRECINCT 2034 | 703 | 449 | 63.8 % | 271 | 170 | 0 | 8 |
| 106 PRECINCT 2043 | 1515 | 883 | 58.2 % | 504 | 355 | 0 | 24 |
| 107 PRECINCT 2049 | 1212 | 785 | 64.7 % | 463 | 295 | 1 | 26 |
| 108 PRECINCT 2051 | 1404 | 1032 | 73.5 % | 595 | 414 | 0 | 23 |
| 109 PRECINCT 2061 | 1477 | 1001 | 67.7 % | 595 | 387 | 0 | 19 |
| 110 PRECINCT 2077 | 1392 | 980 | 70.4 % | 537 | 397 | 1 | 45 |
| 111 PRECINCT 2083 | 565 | 298 | 52.7 % | 178 | 113 | 0 | 7 |
| 112 PRECINCT 2086 | 1280 | 763 | 59.6 % | 464 | 270 | 0 | 29 |
| 113 PRECINCT 2099 | 1711 | 750 | 43.8 % | 479 | 247 | 1 | 23 |
| 114 PRECINCT 2100 | 1405 | 982 | 69.8 % | 566 | 387 | 1 | 28 |
| 115 PRECINCT 2109 | 1612 | 978 | 60.6 % | 617 | 334 | 0 | 27 |

PORTLAND COMMISSIONER POSITION 4

R V V C T C H U O W
 E O O A U H A N V R
 G T T S R A L D E I
 I E E T N R E E R T
 S R S O L S R V T E
 T S U I V O O -
 E T E O T E S I
 R T E S E S N
 E S S S S S
 D

All Districts

| | | | | | | | |
|-------------------|------|------|--------|-----|-----|---|----|
| 116 PRECINCT 2114 | 1481 | 935 | 63.1 % | 528 | 379 | 2 | 26 |
| 117 PRECINCT 2118 | 1597 | 877 | 54.9 % | 548 | 317 | 0 | 12 |
| 118 PRECINCT 2139 | 1459 | 646 | 44.2 % | 389 | 230 | 1 | 26 |
| 119 PRECINCT 2142 | 1063 | 793 | 74.6 % | 478 | 296 | 0 | 19 |
| 120 PRECINCT 2143 | 848 | 545 | 64.2 % | 341 | 193 | 0 | 11 |
| 121 PRECINCT 2144 | 841 | 559 | 66.4 % | 343 | 205 | 0 | 11 |
| 122 PRECINCT 2145 | 1078 | 640 | 59.3 % | 386 | 240 | 0 | 14 |
| 123 PRECINCT 3000 | 1045 | 649 | 62.1 % | 402 | 229 | 0 | 18 |
| 124 PRECINCT 3001 | 1364 | 785 | 57.5 % | 478 | 284 | 0 | 23 |
| 125 PRECINCT 3002 | 1399 | 886 | 63.3 % | 533 | 328 | 1 | 24 |
| 126 PRECINCT 3004 | 1557 | 781 | 50.1 % | 424 | 337 | 0 | 20 |
| 127 PRECINCT 3008 | 1383 | 864 | 62.4 % | 540 | 310 | 0 | 14 |
| 128 PRECINCT 3021 | 1465 | 884 | 60.3 % | 525 | 331 | 1 | 27 |
| 129 PRECINCT 3026 | 1497 | 720 | 48.0 % | 409 | 288 | 0 | 23 |
| 130 PRECINCT 3027 | 1478 | 759 | 51.3 % | 447 | 291 | 1 | 20 |
| 131 PRECINCT 3032 | 1455 | 900 | 61.8 % | 538 | 335 | 0 | 27 |
| 132 PRECINCT 3039 | 1101 | 593 | 53.8 % | 363 | 205 | 0 | 25 |
| 133 PRECINCT 3042 | 1698 | 717 | 42.2 % | 424 | 268 | 1 | 24 |
| 134 PRECINCT 3052 | 1327 | 992 | 74.7 % | 615 | 356 | 0 | 21 |
| 135 PRECINCT 3058 | 1458 | 850 | 58.2 % | 513 | 303 | 0 | 34 |
| 136 PRECINCT 3071 | 1262 | 607 | 48.0 % | 336 | 245 | 1 | 25 |
| 137 PRECINCT 3073 | 1638 | 832 | 50.7 % | 489 | 318 | 2 | 23 |
| 138 PRECINCT 3080 | 1271 | 1011 | 79.5 % | 628 | 371 | 0 | 12 |
| 139 PRECINCT 3086 | 1511 | 1007 | 66.6 % | 590 | 384 | 2 | 31 |
| 140 PRECINCT 3090 | 1067 | 845 | 79.1 % | 520 | 313 | 0 | 12 |
| 141 PRECINCT 3097 | 1484 | 1015 | 68.3 % | 611 | 378 | 0 | 26 |
| 142 PRECINCT 3109 | 1399 | 1157 | 82.7 % | 738 | 401 | 0 | 18 |
| 143 PRECINCT 3113 | 1464 | 1209 | 82.5 % | 764 | 421 | 0 | 24 |
| 144 PRECINCT 3122 | 1179 | 909 | 77.0 % | 538 | 357 | 0 | 14 |
| 145 PRECINCT 3126 | 735 | 563 | 76.5 % | 326 | 227 | 0 | 10 |
| 146 PRECINCT 3128 | 1541 | 1193 | 77.4 % | 709 | 464 | 0 | 20 |
| 147 PRECINCT 3135 | 990 | 810 | 81.8 % | 478 | 317 | 1 | 14 |
| 148 PRECINCT 3138 | 1243 | 1014 | 81.5 % | 601 | 398 | 0 | 15 |
| 149 PRECINCT 3144 | 1440 | 1144 | 79.4 % | 692 | 432 | 0 | 20 |
| 150 PRECINCT 3151 | 1349 | 951 | 70.4 % | 567 | 361 | 0 | 23 |
| 151 PRECINCT 3155 | 1030 | 514 | 49.9 % | 286 | 212 | 0 | 16 |
| 152 PRECINCT 3156 | 1247 | 922 | 73.9 % | 529 | 368 | 1 | 24 |
| 153 PRECINCT 3160 | 1385 | 922 | 66.5 % | 533 | 368 | 1 | 20 |
| 154 PRECINCT 3163 | 1175 | 831 | 70.7 % | 426 | 382 | 0 | 23 |
| 155 PRECINCT 3174 | 1067 | 818 | 76.6 % | 460 | 334 | 0 | 24 |
| 156 PRECINCT 3177 | 1400 | 1073 | 76.6 % | 603 | 446 | 0 | 24 |
| 157 PRECINCT 3185 | 756 | 567 | 75.0 % | 295 | 264 | 0 | 8 |
| 158 PRECINCT 3186 | 1357 | 929 | 68.4 % | 537 | 378 | 0 | 14 |
| 159 PRECINCT 3193 | 1331 | 1014 | 76.1 % | 578 | 413 | 0 | 23 |

PORTLAND COMMISSIONER POSITION 4

R V V C T C H U O W
 E O O A U H A N V R
 G T T S R A L D E R I
 I E E T N R E E R V T
 S R S O L S R V E E
 T S U I V O D -
 E T E O T E S I
 R T E S E S N
 E S S S S S
 D S S S S S

All Districts

| | | | | | | | |
|-------------------|------|------|--------|-----|-----|---|----|
| 160 PRECINCT 3196 | 1236 | 928 | 75.0 % | 551 | 353 | 1 | 23 |
| 161 PRECINCT 3205 | 1349 | 1001 | 74.2 % | 585 | 387 | 1 | 28 |
| 162 PRECINCT 3212 | 1519 | 1069 | 70.3 % | 635 | 424 | 0 | 10 |
| 163 PRECINCT 3217 | 615 | 449 | 73.0 % | 254 | 183 | 0 | 12 |
| 164 PRECINCT 3219 | 920 | 615 | 66.8 % | 341 | 260 | 0 | 14 |
| 165 PRECINCT 3223 | 1050 | 689 | 65.6 % | 405 | 269 | 0 | 15 |
| 166 PRECINCT 3228 | 1205 | 816 | 67.7 % | 453 | 336 | 0 | 27 |
| 167 PRECINCT 3233 | 889 | 606 | 68.1 % | 332 | 262 | 1 | 11 |
| 168 PRECINCT 3234 | 948 | 614 | 64.7 % | 332 | 271 | 1 | 10 |
| 169 PRECINCT 3240 | 1510 | 997 | 66.0 % | 553 | 420 | 0 | 24 |
| 170 PRECINCT 3248 | 1557 | 1105 | 70.9 % | 645 | 435 | 0 | 25 |
| 171 PRECINCT 3253 | 1353 | 898 | 66.3 % | 512 | 361 | 0 | 25 |
| 172 PRECINCT 3258 | 1279 | 982 | 76.7 % | 580 | 384 | 1 | 17 |
| 173 PRECINCT 3259 | 1190 | 868 | 72.9 % | 523 | 323 | 0 | 22 |
| 174 PRECINCT 3263 | 1099 | 831 | 75.6 % | 502 | 315 | 0 | 14 |
| 175 PRECINCT 3268 | 759 | 443 | 58.3 % | 227 | 201 | 0 | 15 |
| 176 PRECINCT 3273 | 694 | 380 | 54.7 % | 206 | 164 | 0 | 10 |
| 177 PRECINCT 3274 | 972 | 651 | 66.9 % | 391 | 231 | 0 | 29 |
| 178 PRECINCT 3283 | 1280 | 785 | 61.3 % | 426 | 335 | 0 | 24 |
| 179 PRECINCT 3284 | 958 | 734 | 76.6 % | 453 | 269 | 2 | 10 |
| 180 PRECINCT 3286 | 1371 | 1101 | 80.3 % | 655 | 428 | 0 | 18 |
| 181 PRECINCT 3290 | 1016 | 830 | 81.6 % | 486 | 324 | 0 | 20 |
| 182 PRECINCT 3292 | 879 | 681 | 77.4 % | 402 | 269 | 0 | 10 |
| 183 PRECINCT 3297 | 1328 | 762 | 57.3 % | 462 | 278 | 0 | 22 |
| 184 PRECINCT 3299 | 1068 | 618 | 57.8 % | 353 | 231 | 1 | 33 |
| 185 PRECINCT 3306 | 1309 | 962 | 73.4 % | 545 | 399 | 1 | 17 |
| 186 PRECINCT 3307 | 1330 | 888 | 66.7 % | 504 | 363 | 0 | 21 |
| 187 PRECINCT 3308 | 1049 | 833 | 79.4 % | 482 | 337 | 0 | 14 |
| 188 PRECINCT 3309 | 1382 | 1198 | 86.6 % | 753 | 440 | 0 | 5 |
| 189 PRECINCT 3310 | 1270 | 840 | 66.1 % | 469 | 340 | 1 | 30 |
| 190 PRECINCT 3311 | 1485 | 1044 | 70.3 % | 555 | 454 | 0 | 35 |
| 191 PRECINCT 3312 | 1264 | 854 | 67.5 % | 485 | 346 | 0 | 23 |
| 192 PRECINCT 3314 | 858 | 598 | 69.6 % | 367 | 224 | 1 | 6 |
| 193 PRECINCT 3315 | 1414 | 796 | 56.2 % | 479 | 294 | 0 | 23 |
| 194 PRECINCT 3322 | 1599 | 1144 | 71.5 % | 614 | 509 | 0 | 21 |
| 195 PRECINCT 3323 | 1081 | 835 | 77.2 % | 464 | 354 | 1 | 16 |
| 196 PRECINCT 3324 | 1282 | 931 | 72.6 % | 494 | 413 | 0 | 24 |
| 197 PRECINCT 3326 | 761 | 388 | 50.9 % | 234 | 147 | 1 | 6 |
| 198 PRECINCT 3327 | 896 | 578 | 64.5 % | 334 | 235 | 0 | 9 |
| 199 PRECINCT 3328 | 1407 | 909 | 64.6 % | 509 | 374 | 0 | 26 |
| 200 PRECINCT 3329 | 856 | 690 | 80.6 % | 368 | 302 | 0 | 20 |
| 201 PRECINCT 3330 | 1364 | 842 | 61.7 % | 449 | 371 | 1 | 21 |
| 202 PRECINCT 3332 | 1304 | 936 | 71.7 % | 516 | 395 | 1 | 24 |
| 203 PRECINCT 3336 | 910 | 612 | 67.2 % | 353 | 251 | 0 | 8 |

PORTLAND COMMISSIONER POSITION 4

| | | | | | | | |
|---|---|---|---|---|---|---|---|
| R | V | V | T | C | U | O | W |
| E | D | C | U | H | N | V | R |
| G | T | A | R | A | D | E | I |
| I | E | O | N | R | E | R | T |
| S | R | S | D | E | R | V | E |
| T | S | | U | L | S | O | - |
| E | | | T | I | V | O | I |
| R | | | | E | O | T | N |
| E | | | | | T | E | S |
| D | | | | | S | S | S |

All Districts

| | | | | | | | | |
|-----|---------------|------|------|--------|-----|-----|---|----|
| 204 | PRECINCT 3337 | 1060 | 663 | 62.5 % | 355 | 297 | 1 | 10 |
| 205 | PRECINCT 3338 | 1187 | 763 | 64.2 % | 424 | 320 | 0 | 19 |
| 206 | PRECINCT 3339 | 1246 | 860 | 69.0 % | 503 | 334 | 0 | 23 |
| 207 | PRECINCT 4005 | 1332 | 837 | 62.8 % | 490 | 327 | 2 | 18 |
| 208 | PRECINCT 4009 | 1291 | 866 | 67.0 % | 481 | 366 | 0 | 19 |
| 209 | PRECINCT 4022 | 1607 | 858 | 53.3 % | 426 | 399 | 0 | 33 |
| 210 | PRECINCT 4026 | 1513 | 944 | 62.3 % | 491 | 419 | 0 | 34 |
| 211 | PRECINCT 4027 | 1362 | 929 | 68.2 % | 528 | 381 | 0 | 20 |
| 212 | PRECINCT 4033 | 1427 | 964 | 67.5 % | 529 | 406 | 0 | 29 |
| 213 | PRECINCT 4041 | 1171 | 861 | 73.5 % | 449 | 392 | 0 | 20 |
| 214 | PRECINCT 4044 | 1050 | 786 | 74.8 % | 473 | 299 | 0 | 14 |
| 215 | PRECINCT 4048 | 1195 | 858 | 71.7 % | 484 | 351 | 0 | 23 |
| 216 | PRECINCT 4049 | 1332 | 850 | 63.8 % | 454 | 375 | 0 | 21 |
| 217 | PRECINCT 4054 | 1161 | 819 | 70.5 % | 432 | 364 | 0 | 23 |
| 218 | PRECINCT 4065 | 1662 | 1161 | 69.8 % | 650 | 479 | 1 | 31 |
| 219 | PRECINCT 4068 | 1144 | 724 | 63.2 % | 369 | 310 | 0 | 45 |
| 220 | PRECINCT 4085 | 1511 | 1143 | 75.6 % | 635 | 490 | 0 | 18 |
| 221 | PRECINCT 4092 | 1353 | 901 | 66.5 % | 488 | 391 | 0 | 22 |
| 222 | PRECINCT 4106 | 799 | 536 | 67.0 % | 313 | 208 | 0 | 15 |
| 223 | PRECINCT 4107 | 1040 | 757 | 72.7 % | 412 | 328 | 0 | 17 |
| 224 | PRECINCT 4111 | 1055 | 803 | 76.1 % | 419 | 353 | 0 | 31 |
| 225 | PRECINCT 4114 | 1225 | 971 | 79.2 % | 514 | 422 | 1 | 34 |
| 226 | PRECINCT 4117 | 1446 | 983 | 67.9 % | 574 | 381 | 1 | 27 |
| 227 | PRECINCT 4118 | 1267 | 949 | 74.9 % | 546 | 390 | 0 | 13 |
| 228 | PRECINCT 4125 | 1423 | 904 | 63.5 % | 507 | 373 | 2 | 22 |
| 229 | PRECINCT 4128 | 1484 | 869 | 58.5 % | 490 | 353 | 2 | 24 |
| 230 | PRECINCT 4131 | 1586 | 1092 | 68.8 % | 598 | 468 | 2 | 24 |
| 231 | PRECINCT 4132 | 1399 | 1033 | 73.8 % | 589 | 427 | 0 | 17 |
| 232 | PRECINCT 4143 | 1420 | 1020 | 71.8 % | 546 | 451 | 0 | 23 |
| 233 | PRECINCT 4147 | 1315 | 924 | 70.2 % | 527 | 369 | 0 | 28 |
| 234 | PRECINCT 4152 | 1489 | 1075 | 72.1 % | 662 | 391 | 1 | 21 |
| 235 | PRECINCT 4155 | 1418 | 946 | 66.7 % | 554 | 374 | 0 | 18 |
| 236 | PRECINCT 4156 | 1387 | 897 | 64.6 % | 517 | 347 | 0 | 33 |
| 237 | PRECINCT 4167 | 1402 | 893 | 60.2 % | 523 | 348 | 0 | 22 |
| 238 | PRECINCT 4176 | 1156 | 700 | 60.5 % | 413 | 270 | 0 | 17 |
| 239 | PRECINCT 4178 | 1465 | 908 | 61.9 % | 506 | 380 | 3 | 19 |
| 240 | PRECINCT 4185 | 1550 | 929 | 59.9 % | 519 | 375 | 0 | 35 |
| 241 | PRECINCT 4190 | 925 | 564 | 60.9 % | 334 | 211 | 2 | 17 |
| 242 | PRECINCT 4196 | 1465 | 788 | 53.7 % | 475 | 293 | 0 | 20 |
| 243 | PRECINCT 4202 | 1556 | 1031 | 66.2 % | 564 | 437 | 0 | 30 |
| 244 | PRECINCT 4208 | 1478 | 905 | 61.2 % | 518 | 363 | 0 | 24 |
| 245 | PRECINCT 4216 | 1633 | 921 | 56.3 % | 544 | 341 | 0 | 36 |
| 246 | PRECINCT 4221 | 1421 | 887 | 62.4 % | 514 | 351 | 1 | 21 |
| 247 | PRECINCT 4223 | 1198 | 797 | 66.5 % | 425 | 343 | 1 | 28 |

PORTLAND COMMISSIONER POSITION 4

| | | | | | | |
|-----|-----|---|-----|---|---|---|
| R V | V C | T | C H | U | O | W |
| E O | O A | U | H A | N | V | R |
| G T | T S | R | A L | D | E | I |
| I E | E T | N | R E | E | R | T |
| S R | S | O | L S | R | V | E |
| T S | | U | I | V | O | - |
| E | | T | E | O | T | I |
| R | | | | T | E | N |
| E | | | | E | S | S |
| D | | | | S | | |

All Districts

| | | | | | | | |
|-------------------|------|------|--------|-----|-----|---|----|
| 248 PRECINCT 4228 | 1345 | 829 | 61.6 % | 446 | 357 | 0 | 26 |
| 249 PRECINCT 4231 | 602 | 419 | 69.6 % | 240 | 169 | 0 | 10 |
| 250 PRECINCT 4236 | 1117 | 674 | 60.3 % | 371 | 274 | 0 | 29 |
| 251 PRECINCT 4240 | 855 | 566 | 66.1 % | 315 | 235 | 0 | 16 |
| 252 PRECINCT 4242 | 1533 | 1045 | 68.1 % | 592 | 431 | 1 | 21 |
| 253 PRECINCT 4243 | 1272 | 820 | 64.4 % | 485 | 323 | 1 | 11 |
| 254 PRECINCT 4244 | 968 | 751 | 77.5 % | 438 | 298 | 1 | 14 |
| 255 PRECINCT 4246 | 1145 | 796 | 69.5 % | 444 | 330 | 0 | 22 |
| 256 PRECINCT 4248 | 1463 | 918 | 62.7 % | 515 | 369 | 1 | 33 |
| 257 PRECINCT 4250 | 1351 | 998 | 73.8 % | 568 | 400 | 0 | 22 |
| 258 PRECINCT 4254 | 1031 | 798 | 77.4 % | 417 | 368 | 0 | 13 |
| 259 PRECINCT 4259 | 1573 | 1211 | 76.9 % | 723 | 471 | 0 | 17 |
| 260 PRECINCT 4264 | 1518 | 1109 | 73.0 % | 641 | 448 | 0 | 20 |
| 261 PRECINCT 4271 | 1067 | 847 | 79.3 % | 505 | 332 | 0 | 10 |
| 262 PRECINCT 4278 | 1458 | 1011 | 69.3 % | 566 | 423 | 1 | 21 |
| 263 PRECINCT 4279 | 1384 | 937 | 67.7 % | 551 | 369 | 0 | 17 |
| 264 PRECINCT 4282 | 1463 | 1210 | 82.7 % | 744 | 443 | 0 | 23 |
| 265 PRECINCT 4285 | 1611 | 1049 | 65.1 % | 596 | 424 | 0 | 29 |
| 266 PRECINCT 4295 | 1601 | 1087 | 67.8 % | 642 | 421 | 0 | 24 |
| 267 PRECINCT 4296 | 216 | 153 | 70.8 % | 89 | 60 | 0 | 4 |
| 268 PRECINCT 4297 | 1530 | 881 | 57.5 % | 530 | 326 | 1 | 24 |
| 269 PRECINCT 4298 | 1530 | 836 | 54.6 % | 480 | 325 | 0 | 31 |
| 270 PRECINCT 4299 | 1255 | 728 | 58.0 % | 390 | 321 | 1 | 16 |
| 271 PRECINCT 4307 | 1511 | 888 | 58.7 % | 506 | 362 | 1 | 19 |
| 272 PRECINCT 4309 | 1036 | 730 | 70.4 % | 379 | 326 | 0 | 25 |
| 273 PRECINCT 4313 | 1078 | 785 | 72.8 % | 425 | 346 | 0 | 14 |
| 274 PRECINCT 4319 | 1419 | 1001 | 70.5 % | 544 | 437 | 0 | 20 |
| 275 PRECINCT 4320 | 689 | 427 | 61.9 % | 241 | 170 | 0 | 16 |
| 276 PRECINCT 4324 | 1056 | 690 | 65.3 % | 389 | 284 | 0 | 17 |
| 277 PRECINCT 4325 | 1470 | 906 | 61.6 % | 480 | 402 | 0 | 24 |
| 278 PRECINCT 4329 | 743 | 454 | 61.1 % | 241 | 196 | 1 | 16 |
| 279 PRECINCT 4330 | 901 | 499 | 55.3 % | 291 | 188 | 1 | 19 |
| 280 PRECINCT 4333 | 1395 | 911 | 65.3 % | 523 | 361 | 1 | 26 |
| 281 PRECINCT 4337 | 1561 | 902 | 57.7 % | 508 | 354 | 0 | 40 |
| 282 PRECINCT 4338 | 1083 | 644 | 59.4 % | 381 | 249 | 0 | 14 |
| 283 PRECINCT 4339 | 1449 | 797 | 55.0 % | 484 | 293 | 0 | 20 |
| 284 PRECINCT 4340 | 1139 | 655 | 57.5 % | 378 | 254 | 0 | 23 |
| 285 PRECINCT 4341 | 1053 | 679 | 64.4 % | 328 | 308 | 0 | 43 |
| 286 PRECINCT 4342 | 1151 | 763 | 66.2 % | 419 | 321 | 0 | 23 |
| 287 PRECINCT 4343 | 732 | 509 | 69.5 % | 255 | 243 | 0 | 11 |
| 288 PRECINCT 4344 | 1278 | 817 | 63.9 % | 481 | 315 | 0 | 21 |
| 289 PRECINCT 4345 | 717 | 474 | 66.1 % | 245 | 219 | 0 | 10 |
| 290 PRECINCT 4346 | 882 | 506 | 57.3 % | 319 | 181 | 0 | 6 |
| 291 PRECINCT 4347 | 851 | 559 | 65.6 % | 298 | 248 | 0 | 13 |

PORTLAND COMMISSIONER POSITION 4

| | | | | | | |
|-----|-----|---|-----|---|---|---|
| R V | V C | T | C H | U | O | W |
| E O | O A | U | H A | N | V | R |
| G T | T S | R | A L | D | E | I |
| I E | E T | N | R E | E | R | T |
| S R | S | O | L S | R | V | E |
| T S | | U | I | V | O | - |
| E | | T | E | O | T | I |
| R | | | | T | E | N |
| E | | | | E | S | S |
| D | | | | S | | |

All Districts

| | | | | | | | |
|-------------------|------|-----|--------|-----|-----|---|----|
| 292 PRECINCT 4348 | 1237 | 813 | 65.7 % | 458 | 340 | 0 | 15 |
| 293 PRECINCT 4349 | 1240 | 923 | 74.4 % | 537 | 357 | 0 | 29 |
| 294 PRECINCT 4350 | 1218 | 786 | 64.5 % | 446 | 325 | 1 | 14 |
| 295 PRECINCT 4351 | 1572 | 909 | 57.8 % | 521 | 362 | 0 | 26 |
| 296 PRECINCT 4352 | 1163 | 638 | 54.8 % | 382 | 232 | 1 | 23 |
| 297 PRECINCT 4353 | 860 | 550 | 63.9 % | 313 | 222 | 0 | 15 |
| 298 PRECINCT 4354 | 728 | 492 | 67.5 % | 280 | 196 | 0 | 16 |
| 299 PRECINCT 4355 | 1369 | 823 | 60.1 % | 488 | 314 | 0 | 21 |
| 300 PRECINCT 4356 | 1263 | 757 | 59.9 % | 430 | 310 | 0 | 17 |
| 301 PRECINCT 4357 | 791 | 532 | 67.2 % | 295 | 222 | 1 | 14 |
| 302 PRECINCT 4358 | 1298 | 870 | 67.0 % | 498 | 353 | 1 | 18 |
| 303 PRECINCT 4359 | 930 | 624 | 67.0 % | 349 | 267 | 0 | 8 |
| 304 PRECINCT 4360 | 1073 | 638 | 59.4 % | 367 | 255 | 1 | 15 |
| 305 PRECINCT 4361 | 1003 | 644 | 64.2 % | 339 | 286 | 0 | 19 |


| | | | | | | | |
|---------------|--------|--------|--------|--------|-------|----|------|
| All Districts | 330036 | 220984 | 66.9 % | 125412 | 89863 | 91 | 5618 |
|---------------|--------|--------|--------|--------|-------|----|------|

| | | | | | | | |
|-------------|--------|--------|--------|--------|-------|----|------|
| RACE TOTALS | 330036 | 220984 | 66.9 % | 125412 | 89863 | 91 | 5618 |
|-------------|--------|--------|--------|--------|-------|----|------|

Certificate

I certify that the votes recorded on this abstract correctly summarize the tally of votes cast at the election indicated.

Vicki K. Ervin
 Vicki K. Ervin, Director of Elections
 Multnomah County, Oregon



**** OFFICIAL STATEMENT OF VOTES CAST FOR THE GENERAL ELECTION ON NOVEMBER 5, 1996 ****
 PORTLAND CITY COMMISSIONER - POSITION 4

Page Number 100.050.001

REGI
S
T
E
R
E
D
V
O
T
E
R
S


T
U
R
N
O
U
T

T
U
R
N
O
U
T
P
E
R
C
E
N
T
A
G
E

P
O
R
T
L
A
N
D
C
I
T
Y

C
H
A
R
L
L
I
E
H
A
L
E
S

| | | | | |
|-----------------------|-----|-----|--------|-----|
| 190 GARDEN HOME REC | 300 | 203 | 67.6% | 91 |
| 191 VBM | 73 | 46 | 63.0% | 27 |
| 197 MONTCLAIR SCH | 138 | 100 | 72.4% | 49 |
| 209 VBM | 79 | 63 | 79.7% | 26 |
| 236 VBM | 33 | 34 | *****% | 16 |
| **** T O T A L S **** | 623 | 446 | 71.5% | 209 |



PORTLAND COMMISSIONER POSITION 2

| R V | V C | T | C D | E S | U | D | W |
|-----|-----|---|-----|-----|---|---|---|
| E D | O A | U | H U | R T | N | V | R |
| G T | T S | R | U F | I E | D | E | I |
| I E | E T | N | C F | K N | E | R | T |
| S R | S | O | K Y | | R | V | E |
| T S | | U | | | V | D | - |
| E | | T | | | D | T | I |
| R | | | | | T | E | N |
| E | | | | | E | S | S |
| D | | | | | S | | |

All Districts

| | | | | | | | | |
|-------------------|------|------|--------|-----|-----|-----|---|----|
| 001 PRECINCT 0102 | 1183 | 918 | 77.5 % | 318 | 378 | 221 | 0 | 1 |
| 002 PRECINCT 0103 | 14 | 9 | 64.2 % | 2 | 5 | 2 | 0 | 0 |
| 003 PRECINCT 0104 | 10 | 7 | 70.0 % | 2 | 3 | 2 | 0 | 0 |
| 010 PRECINCT 0300 | 35 | 21 | 60.0 % | 7 | 7 | 6 | 0 | 1 |
| 011 PRECINCT 0332 | 241 | 102 | 42.3 % | 38 | 38 | 24 | 0 | 2 |
| 012 PRECINCT 0424 | 76 | 62 | 81.5 % | 19 | 33 | 10 | 0 | 0 |
| 013 PRECINCT 0432 | 250 | 122 | 48.8 % | 51 | 39 | 31 | 0 | 1 |
| 014 PRECINCT 0433 | 245 | 143 | 58.3 % | 58 | 45 | 38 | 0 | 2 |
| 027 PRECINCT 1001 | 536 | 409 | 76.3 % | 132 | 194 | 78 | 0 | 5 |
| 028 PRECINCT 1002 | 222 | 160 | 72.0 % | 53 | 74 | 32 | 0 | 1 |
| 029 PRECINCT 1013 | 1576 | 1125 | 71.3 % | 270 | 787 | 144 | 1 | 3 |
| 030 PRECINCT 1017 | 775 | 625 | 80.6 % | 167 | 401 | 51 | 2 | 4 |
| 031 PRECINCT 1019 | 1440 | 1189 | 82.5 % | 453 | 591 | 135 | 3 | 7 |
| 032 PRECINCT 1025 | 1251 | 805 | 64.3 % | 181 | 480 | 140 | 1 | 3 |
| 033 PRECINCT 1028 | 1001 | 603 | 60.2 % | 97 | 404 | 99 | 0 | 3 |
| 034 PRECINCT 1031 | 1307 | 916 | 70.0 % | 158 | 601 | 151 | 1 | 5 |
| 035 PRECINCT 1043 | 1381 | 836 | 60.5 % | 179 | 520 | 133 | 2 | 2 |
| 036 PRECINCT 1045 | 269 | 223 | 82.9 % | 88 | 108 | 26 | 0 | 1 |
| 037 PRECINCT 1049 | 1572 | 951 | 60.4 % | 188 | 573 | 183 | 0 | 7 |
| 038 PRECINCT 1053 | 1359 | 620 | 45.6 % | 126 | 382 | 103 | 3 | 6 |
| 039 PRECINCT 1101 | 550 | 458 | 83.2 % | 161 | 270 | 26 | 1 | 0 |
| 040 PRECINCT 1103 | 992 | 710 | 71.5 % | 194 | 382 | 132 | 1 | 1 |
| 041 PRECINCT 1117 | 526 | 399 | 75.8 % | 120 | 220 | 56 | 2 | 1 |
| 042 PRECINCT 1118 | 1734 | 1012 | 58.3 % | 241 | 581 | 178 | 2 | 10 |
| 043 PRECINCT 1143 | 1050 | 856 | 81.5 % | 326 | 411 | 117 | 1 | 1 |
| 044 PRECINCT 1155 | 522 | 334 | 63.9 % | 66 | 209 | 59 | 0 | 0 |
| 045 PRECINCT 1156 | 1482 | 1201 | 81.0 % | 452 | 591 | 146 | 1 | 11 |
| 046 PRECINCT 1160 | 763 | 544 | 71.2 % | 185 | 250 | 107 | 1 | 1 |
| 047 PRECINCT 1164 | 450 | 365 | 81.1 % | 159 | 163 | 43 | 0 | 0 |
| 048 PRECINCT 1170 | 1072 | 870 | 81.1 % | 305 | 447 | 113 | 1 | 4 |
| 049 PRECINCT 1173 | 1414 | 1180 | 83.4 % | 391 | 583 | 201 | 2 | 3 |
| 050 PRECINCT 1177 | 751 | 490 | 65.2 % | 95 | 255 | 135 | 0 | 5 |
| 051 PRECINCT 1179 | 647 | 471 | 72.7 % | 129 | 260 | 79 | 0 | 3 |
| 052 PRECINCT 1183 | 1439 | 890 | 61.8 % | 155 | 572 | 154 | 2 | 7 |
| 053 PRECINCT 1186 | 1514 | 1209 | 79.8 % | 400 | 635 | 170 | 1 | 3 |
| 054 PRECINCT 1189 | 1567 | 1129 | 72.0 % | 345 | 547 | 222 | 2 | 13 |
| 055 PRECINCT 1200 | 1705 | 1254 | 73.5 % | 365 | 666 | 214 | 4 | 5 |
| 056 PRECINCT 1205 | 1416 | 958 | 67.6 % | 290 | 448 | 214 | 1 | 5 |
| 057 PRECINCT 1206 | 1530 | 1041 | 68.0 % | 320 | 519 | 196 | 0 | 6 |
| 058 PRECINCT 1211 | 858 | 647 | 75.4 % | 199 | 352 | 92 | 1 | 3 |
| 059 PRECINCT 1213 | 948 | 629 | 66.3 % | 139 | 311 | 172 | 2 | 5 |
| 060 PRECINCT 1215 | 1532 | 1165 | 76.0 % | 362 | 591 | 207 | 0 | 5 |
| 061 PRECINCT 1220 | 1419 | 952 | 67.0 % | 323 | 446 | 171 | 0 | 12 |
| 062 PRECINCT 1222 | 1387 | 1076 | 77.5 % | 309 | 567 | 191 | 1 | 8 |

PORTLAND COMMISSIONER POSITION 2

| | | | | | | | | | | | |
|---|---|---|---|---|---|---|---|---|---|---|---|
| R | V | V | C | T | C | D | E | S | U | D | W |
| E | O | O | A | U | H | U | R | T | N | V | R |
| G | T | T | S | R | U | F | I | E | D | E | I |
| I | E | E | T | N | C | F | K | N | E | R | T |
| S | R | S | | O | K | Y | | | R | V | E |
| T | S | | | U | | | | | V | O | - |
| E | | | | T | | | | | O | T | I |
| R | | | | | | | | | T | E | N |
| E | | | | | | | | | E | S | S |
| D | | | | | | | | | S | | |

All Districts

| | | | | | | | | |
|-------------------|------|------|--------|-----|-----|-----|---|----|
| 063 PRECINCT 1223 | 956 | 789 | 82.5 % | 239 | 382 | 163 | 2 | 3 |
| 064 PRECINCT 1224 | 1408 | 1186 | 79.7 % | 407 | 588 | 183 | 3 | 5 |
| 065 PRECINCT 1225 | 1044 | 768 | 73.5 % | 260 | 366 | 137 | 1 | 4 |
| 066 PRECINCT 1226 | 1208 | 938 | 77.6 % | 292 | 479 | 162 | 2 | 3 |
| 067 PRECINCT 1229 | 1156 | 866 | 74.9 % | 245 | 463 | 149 | 0 | 9 |
| 068 PRECINCT 1230 | 1452 | 1051 | 72.3 % | 341 | 494 | 212 | 2 | 2 |
| 069 PRECINCT 1232 | 1422 | 1089 | 76.5 % | 344 | 547 | 189 | 1 | 8 |
| 070 PRECINCT 1233 | 1226 | 967 | 78.8 % | 352 | 461 | 148 | 4 | 2 |
| 071 PRECINCT 1236 | 943 | 707 | 74.9 % | 211 | 337 | 152 | 0 | 7 |
| 072 PRECINCT 1238 | 1340 | 818 | 61.0 % | 237 | 377 | 194 | 2 | 8 |
| 073 PRECINCT 1240 | 781 | 637 | 81.5 % | 221 | 312 | 101 | 1 | 2 |
| 074 PRECINCT 1244 | 1415 | 1038 | 73.3 % | 350 | 496 | 188 | 0 | 4 |
| 075 PRECINCT 1245 | 1574 | 1152 | 73.1 % | 378 | 538 | 229 | 0 | 7 |
| 076 PRECINCT 1246 | 893 | 729 | 81.6 % | 235 | 356 | 134 | 1 | 3 |
| 077 PRECINCT 1248 | 1092 | 870 | 79.6 % | 262 | 429 | 174 | 1 | 4 |
| 078 PRECINCT 1250 | 1012 | 750 | 74.1 % | 230 | 340 | 173 | 1 | 6 |
| 079 PRECINCT 1252 | 689 | 523 | 75.9 % | 167 | 233 | 118 | 2 | 3 |
| 080 PRECINCT 1253 | 610 | 504 | 82.6 % | 165 | 238 | 97 | 0 | 4 |
| 081 PRECINCT 1254 | 664 | 496 | 74.6 % | 140 | 250 | 102 | 0 | 4 |
| 082 PRECINCT 1255 | 708 | 588 | 83.0 % | 194 | 274 | 117 | 0 | 3 |
| 083 PRECINCT 1305 | 1222 | 580 | 47.4 % | 156 | 305 | 113 | 1 | 5 |
| 084 PRECINCT 1308 | 945 | 476 | 50.3 % | 140 | 259 | 72 | 1 | 4 |
| 085 PRECINCT 1313 | 1636 | 1074 | 65.6 % | 320 | 538 | 208 | 1 | 7 |
| 086 PRECINCT 1315 | 1369 | 1009 | 73.7 % | 360 | 471 | 171 | 0 | 7 |
| 087 PRECINCT 1320 | 706 | 367 | 51.9 % | 64 | 209 | 89 | 0 | 5 |
| 087 PRECINCT 2002 | 1249 | 696 | 55.7 % | 275 | 271 | 139 | 0 | 11 |
| 088 PRECINCT 2005 | 1669 | 929 | 55.6 % | 432 | 328 | 150 | 3 | 16 |
| 089 PRECINCT 2015 | 1590 | 1006 | 63.2 % | 426 | 414 | 155 | 1 | 10 |
| 100 PRECINCT 2018 | 1443 | 867 | 60.0 % | 378 | 335 | 147 | 1 | 6 |
| 101 PRECINCT 2023 | 1568 | 908 | 57.9 % | 377 | 357 | 161 | 3 | 10 |
| 102 PRECINCT 2026 | 1531 | 627 | 40.9 % | 219 | 281 | 120 | 2 | 5 |
| 103 PRECINCT 2027 | 1249 | 743 | 59.4 % | 260 | 348 | 124 | 1 | 10 |
| 104 PRECINCT 2029 | 1606 | 949 | 59.0 % | 354 | 420 | 169 | 2 | 4 |
| 105 PRECINCT 2034 | 703 | 449 | 63.8 % | 171 | 200 | 75 | 0 | 3 |
| 106 PRECINCT 2043 | 1515 | 883 | 58.2 % | 348 | 354 | 171 | 2 | 8 |
| 107 PRECINCT 2049 | 1212 | 785 | 64.7 % | 326 | 325 | 124 | 0 | 10 |
| 108 PRECINCT 2051 | 1404 | 1032 | 73.5 % | 412 | 449 | 163 | 1 | 7 |
| 109 PRECINCT 2061 | 1477 | 1001 | 67.7 % | 332 | 481 | 181 | 0 | 7 |
| 110 PRECINCT 2077 | 1392 | 980 | 70.4 % | 405 | 399 | 164 | 0 | 12 |
| 111 PRECINCT 2083 | 565 | 298 | 52.7 % | 106 | 125 | 66 | 1 | 0 |
| 112 PRECINCT 2086 | 1280 | 763 | 59.6 % | 235 | 400 | 121 | 0 | 7 |
| 113 PRECINCT 2099 | 1711 | 750 | 43.8 % | 200 | 401 | 134 | 2 | 13 |
| 114 PRECINCT 2100 | 1405 | 982 | 69.8 % | 373 | 446 | 150 | 1 | 12 |
| 115 PRECINCT 2109 | 1612 | 978 | 60.6 % | 332 | 489 | 147 | 1 | 9 |

PORTLAND COMMISSIONER POSITION 2

R V V C T C D E S U O W
 E O O A U H U R T N V R
 B T T S R U F I E D E I
 I E E T N C F K N E R T
 S R S O K Y R V E
 T S U V O -
 E T D T I
 R T E N
 E E S S
 D S

All Districts

| | | | | | | | | | |
|-----|---------------|------|------|--------|-----|-----|-----|---|----|
| 116 | PRECINCT 2114 | 1481 | 935 | 63.1 % | 334 | 403 | 189 | 1 | 8 |
| 117 | PRECINCT 2118 | 1597 | 877 | 54.9 % | 299 | 420 | 151 | 1 | 6 |
| 118 | PRECINCT 2139 | 1459 | 646 | 44.2 % | 156 | 357 | 120 | 1 | 12 |
| 119 | PRECINCT 2142 | 1063 | 793 | 74.6 % | 282 | 404 | 101 | 0 | 6 |
| 120 | PRECINCT 2143 | 848 | 545 | 64.2 % | 253 | 179 | 102 | 1 | 10 |
| 121 | PRECINCT 2144 | 841 | 559 | 66.4 % | 241 | 209 | 107 | 0 | 2 |
| 122 | PRECINCT 2145 | 1078 | 640 | 59.3 % | 265 | 262 | 106 | 2 | 5 |
| 123 | PRECINCT 3000 | 1045 | 649 | 62.1 % | 282 | 246 | 119 | 0 | 2 |
| 124 | PRECINCT 3001 | 1364 | 785 | 57.5 % | 306 | 336 | 130 | 4 | 9 |
| 125 | PRECINCT 3002 | 1399 | 886 | 63.3 % | 327 | 389 | 161 | 1 | 8 |
| 126 | PRECINCT 3004 | 1557 | 781 | 50.1 % | 230 | 379 | 160 | 2 | 10 |
| 127 | PRECINCT 3008 | 1383 | 864 | 62.4 % | 264 | 447 | 147 | 0 | 6 |
| 128 | PRECINCT 3021 | 1465 | 884 | 60.3 % | 260 | 463 | 151 | 1 | 9 |
| 129 | PRECINCT 3026 | 1497 | 720 | 48.0 % | 179 | 405 | 125 | 0 | 11 |
| 130 | PRECINCT 3027 | 1478 | 759 | 51.3 % | 185 | 440 | 125 | 2 | 7 |
| 131 | PRECINCT 3032 | 1455 | 900 | 61.8 % | 234 | 497 | 161 | 2 | 6 |
| 132 | PRECINCT 3039 | 1101 | 593 | 53.8 % | 159 | 355 | 69 | 1 | 9 |
| 133 | PRECINCT 3042 | 1698 | 717 | 42.2 % | 205 | 382 | 117 | 2 | 11 |
| 134 | PRECINCT 3052 | 1327 | 992 | 74.7 % | 282 | 559 | 144 | 2 | 5 |
| 135 | PRECINCT 3058 | 1458 | 850 | 58.2 % | 202 | 524 | 108 | 1 | 15 |
| 136 | PRECINCT 3071 | 1262 | 607 | 48.0 % | 103 | 377 | 119 | 3 | 5 |
| 137 | PRECINCT 3073 | 1638 | 832 | 50.7 % | 151 | 513 | 153 | 3 | 12 |
| 138 | PRECINCT 3080 | 1271 | 1011 | 79.5 % | 237 | 654 | 117 | 0 | 3 |
| 139 | PRECINCT 3086 | 1511 | 1007 | 66.6 % | 313 | 490 | 190 | 1 | 13 |
| 140 | PRECINCT 3090 | 1067 | 845 | 79.1 % | 249 | 476 | 118 | 0 | 2 |
| 141 | PRECINCT 3097 | 1484 | 1015 | 68.3 % | 208 | 687 | 113 | 1 | 6 |
| 142 | PRECINCT 3109 | 1399 | 1157 | 82.7 % | 319 | 712 | 126 | 0 | 0 |
| 143 | PRECINCT 3113 | 1464 | 1209 | 82.5 % | 327 | 744 | 128 | 1 | 9 |
| 144 | PRECINCT 3122 | 1179 | 909 | 77.0 % | 257 | 531 | 116 | 1 | 4 |
| 145 | PRECINCT 3126 | 735 | 563 | 76.5 % | 113 | 367 | 80 | 1 | 2 |
| 146 | PRECINCT 3128 | 1541 | 1193 | 77.4 % | 304 | 718 | 163 | 3 | 5 |
| 147 | PRECINCT 3135 | 990 | 810 | 81.8 % | 215 | 489 | 104 | 1 | 1 |
| 148 | PRECINCT 3138 | 1243 | 1014 | 81.5 % | 250 | 630 | 132 | 1 | 1 |
| 149 | PRECINCT 3144 | 1440 | 1144 | 79.4 % | 239 | 776 | 122 | 0 | 7 |
| 150 | PRECINCT 3151 | 1349 | 951 | 70.4 % | 190 | 622 | 129 | 0 | 10 |
| 151 | PRECINCT 3155 | 1030 | 514 | 49.9 % | 99 | 315 | 93 | 1 | 6 |
| 152 | PRECINCT 3156 | 1247 | 922 | 73.9 % | 287 | 463 | 163 | 1 | 8 |
| 153 | PRECINCT 3160 | 1385 | 922 | 66.5 % | 329 | 421 | 162 | 1 | 9 |
| 154 | PRECINCT 3163 | 1175 | 831 | 70.7 % | 342 | 296 | 179 | 3 | 11 |
| 155 | PRECINCT 3174 | 1067 | 810 | 76.6 % | 265 | 417 | 131 | 1 | 4 |
| 156 | PRECINCT 3177 | 1400 | 1073 | 76.6 % | 296 | 594 | 173 | 2 | 8 |
| 157 | PRECINCT 3185 | 756 | 567 | 75.0 % | 234 | 209 | 119 | 1 | 4 |
| 158 | PRECINCT 3186 | 1357 | 929 | 68.4 % | 324 | 421 | 178 | 0 | 6 |
| 159 | PRECINCT 3193 | 1331 | 1014 | 76.1 % | 285 | 553 | 172 | 1 | 3 |

PORTLAND COMMISSIONER POSITION 2

R V V C T C D E S U O W
 E O O A U H U R T N V R
 G T T S R U F I E D E I
 I E E T N C F K N E R T
 S R S O K Y R V E
 T S U V O D -
 E T I
 R E S E S
 E D S S S

All Districts

| | | | | | | | | |
|-------------------|------|------|--------|-----|-----|-----|---|----|
| 160 PRECINCT 3196 | 1236 | 928 | 75.0 % | 250 | 511 | 156 | 1 | 10 |
| 161 PRECINCT 3205 | 1349 | 1001 | 74.2 % | 314 | 529 | 152 | 2 | 4 |
| 162 PRECINCT 3212 | 1519 | 1069 | 70.3 % | 343 | 529 | 190 | 1 | 6 |
| 163 PRECINCT 3217 | 615 | 449 | 73.0 % | 171 | 196 | 80 | 1 | 1 |
| 164 PRECINCT 3219 | 920 | 615 | 66.8 % | 239 | 234 | 135 | 1 | 6 |
| 165 PRECINCT 3223 | 1050 | 689 | 65.6 % | 233 | 336 | 113 | 2 | 5 |
| 166 PRECINCT 3228 | 1205 | 816 | 67.7 % | 261 | 375 | 171 | 0 | 9 |
| 167 PRECINCT 3233 | 889 | 606 | 68.1 % | 213 | 256 | 130 | 1 | 6 |
| 168 PRECINCT 3234 | 948 | 614 | 64.7 % | 249 | 214 | 148 | 2 | 1 |
| 169 PRECINCT 3240 | 1510 | 997 | 66.0 % | 310 | 490 | 187 | 2 | 8 |
| 170 PRECINCT 3248 | 1557 | 1105 | 70.9 % | 340 | 542 | 217 | 0 | 6 |
| 171 PRECINCT 3253 | 1353 | 898 | 66.3 % | 141 | 612 | 135 | 3 | 7 |
| 172 PRECINCT 3258 | 1279 | 982 | 76.7 % | 251 | 607 | 115 | 3 | 6 |
| 173 PRECINCT 3259 | 1190 | 868 | 72.9 % | 270 | 457 | 135 | 1 | 5 |
| 174 PRECINCT 3263 | 1099 | 831 | 75.6 % | 182 | 554 | 91 | 0 | 4 |
| 175 PRECINCT 3268 | 759 | 443 | 58.3 % | 133 | 217 | 91 | 0 | 2 |
| 176 PRECINCT 3273 | 694 | 380 | 54.7 % | 86 | 232 | 59 | 1 | 2 |
| 177 PRECINCT 3274 | 972 | 651 | 66.9 % | 138 | 420 | 85 | 0 | 8 |
| 178 PRECINCT 3283 | 1280 | 785 | 61.3 % | 157 | 487 | 133 | 0 | 8 |
| 179 PRECINCT 3284 | 958 | 734 | 76.6 % | 221 | 412 | 98 | 1 | 2 |
| 180 PRECINCT 3286 | 1371 | 1101 | 80.3 % | 317 | 638 | 141 | 1 | 4 |
| 181 PRECINCT 3290 | 1016 | 830 | 81.6 % | 261 | 470 | 97 | 1 | 1 |
| 182 PRECINCT 3292 | 879 | 681 | 77.4 % | 212 | 373 | 91 | 2 | 3 |
| 183 PRECINCT 3297 | 1328 | 762 | 57.3 % | 285 | 348 | 122 | 0 | 7 |
| 184 PRECINCT 3299 | 1068 | 618 | 57.8 % | 204 | 285 | 124 | 0 | 5 |
| 185 PRECINCT 3306 | 1309 | 962 | 73.4 % | 413 | 366 | 174 | 1 | 8 |
| 186 PRECINCT 3307 | 1330 | 888 | 66.7 % | 362 | 335 | 181 | 2 | 8 |
| 187 PRECINCT 3308 | 1049 | 833 | 79.4 % | 377 | 296 | 159 | 0 | 1 |
| 188 PRECINCT 3309 | 1382 | 1198 | 86.6 % | 551 | 465 | 178 | 2 | 2 |
| 189 PRECINCT 3310 | 1270 | 840 | 66.1 % | 304 | 322 | 195 | 5 | 14 |
| 190 PRECINCT 3311 | 1485 | 1044 | 70.3 % | 387 | 410 | 231 | 2 | 14 |
| 191 PRECINCT 3312 | 1264 | 854 | 67.5 % | 301 | 354 | 193 | 0 | 6 |
| 192 PRECINCT 3314 | 858 | 598 | 69.6 % | 257 | 206 | 132 | 0 | 3 |
| 193 PRECINCT 3315 | 1414 | 796 | 56.2 % | 303 | 317 | 163 | 1 | 12 |
| 194 PRECINCT 3322 | 1599 | 1144 | 71.5 % | 461 | 417 | 260 | 0 | 6 |
| 195 PRECINCT 3323 | 1081 | 835 | 77.2 % | 369 | 294 | 166 | 0 | 6 |
| 196 PRECINCT 3324 | 1282 | 931 | 72.6 % | 382 | 345 | 196 | 0 | 8 |
| 197 PRECINCT 3326 | 761 | 388 | 50.9 % | 161 | 131 | 92 | 2 | 2 |
| 198 PRECINCT 3327 | 896 | 578 | 64.5 % | 239 | 201 | 131 | 0 | 7 |
| 199 PRECINCT 3328 | 1407 | 909 | 64.6 % | 373 | 324 | 198 | 2 | 12 |
| 200 PRECINCT 3329 | 856 | 690 | 80.6 % | 315 | 243 | 123 | 2 | 7 |
| 201 PRECINCT 3330 | 1364 | 842 | 61.7 % | 321 | 300 | 214 | 2 | 5 |
| 202 PRECINCT 3332 | 1304 | 936 | 71.7 % | 340 | 376 | 213 | 2 | 5 |
| 203 PRECINCT 3336 | 910 | 612 | 67.2 % | 232 | 237 | 136 | 1 | 6 |

PORTLAND COMMISSIONER POSITION 2

| | | | | | | | |
|-----|-----|---|-----|-----|---|---|---|
| R V | V C | T | C D | E S | U | O | W |
| E O | D A | U | H U | R T | N | V | R |
| G T | T S | R | U F | I E | D | E | I |
| I E | E T | N | C F | K N | E | R | T |
| S R | S | O | K Y | | R | V | E |
| T S | | U | | | V | O | - |
| E | | T | | | O | T | I |
| R | | | | | T | E | N |
| E | | | | | E | S | S |
| D | | | | | S | | |

All Districts

| | | | | | | | | | |
|-----|---------------|------|------|--------|-----|-----|-----|---|----|
| 204 | PRECINCT 3337 | 1060 | 663 | 62.5 % | 252 | 257 | 147 | 0 | 7 |
| 205 | PRECINCT 3338 | 1187 | 763 | 64.2 % | 164 | 483 | 107 | 1 | 8 |
| 206 | PRECINCT 3339 | 1246 | 860 | 69.0 % | 243 | 462 | 146 | 3 | 6 |
| 207 | PRECINCT 4005 | 1332 | 837 | 62.8 % | 152 | 572 | 106 | 2 | 5 |
| 208 | PRECINCT 4009 | 1291 | 866 | 67.0 % | 159 | 562 | 139 | 1 | 5 |
| 209 | PRECINCT 4022 | 1607 | 858 | 53.3 % | 176 | 532 | 145 | 0 | 5 |
| 210 | PRECINCT 4026 | 1513 | 944 | 62.3 % | 156 | 641 | 137 | 2 | 8 |
| 211 | PRECINCT 4027 | 1362 | 929 | 68.2 % | 152 | 657 | 113 | 0 | 7 |
| 212 | PRECINCT 4033 | 1427 | 964 | 67.5 % | 152 | 694 | 109 | 1 | 8 |
| 213 | PRECINCT 4041 | 1171 | 861 | 73.5 % | 156 | 608 | 93 | 0 | 4 |
| 214 | PRECINCT 4044 | 1050 | 786 | 74.8 % | 202 | 475 | 107 | 1 | 1 |
| 215 | PRECINCT 4048 | 1195 | 858 | 71.7 % | 228 | 543 | 85 | 1 | 1 |
| 216 | PRECINCT 4049 | 1332 | 850 | 63.8 % | 167 | 545 | 132 | 0 | 6 |
| 217 | PRECINCT 4064 | 1161 | 819 | 70.5 % | 199 | 486 | 127 | 2 | 5 |
| 218 | PRECINCT 4065 | 1662 | 1161 | 69.8 % | 280 | 707 | 163 | 0 | 11 |
| 219 | PRECINCT 4068 | 1144 | 724 | 63.2 % | 157 | 459 | 99 | 0 | 9 |
| 220 | PRECINCT 4085 | 1511 | 1143 | 75.6 % | 349 | 622 | 167 | 2 | 3 |
| 221 | PRECINCT 4092 | 1353 | 901 | 66.5 % | 350 | 342 | 202 | 0 | 7 |
| 222 | PRECINCT 4106 | 799 | 536 | 67.0 % | 128 | 314 | 88 | 1 | 5 |
| 223 | PRECINCT 4107 | 1040 | 757 | 72.7 % | 138 | 504 | 108 | 3 | 4 |
| 224 | PRECINCT 4111 | 1055 | 803 | 76.1 % | 213 | 482 | 103 | 2 | 3 |
| 225 | PRECINCT 4114 | 1225 | 971 | 79.2 % | 276 | 533 | 154 | 2 | 6 |
| 226 | PRECINCT 4117 | 1446 | 983 | 67.9 % | 325 | 487 | 164 | 0 | 7 |
| 227 | PRECINCT 4118 | 1267 | 949 | 74.9 % | 325 | 452 | 168 | 0 | 4 |
| 228 | PRECINCT 4125 | 1423 | 904 | 63.5 % | 323 | 384 | 187 | 0 | 10 |
| 229 | PRECINCT 4128 | 1404 | 869 | 61.9 % | 302 | 358 | 200 | 0 | 9 |
| 230 | PRECINCT 4131 | 1586 | 1092 | 68.8 % | 327 | 566 | 195 | 0 | 4 |
| 231 | PRECINCT 4132 | 1399 | 1033 | 73.8 % | 284 | 586 | 151 | 3 | 9 |
| 232 | PRECINCT 4143 | 1420 | 1020 | 71.8 % | 195 | 699 | 122 | 1 | 3 |
| 233 | PRECINCT 4147 | 1315 | 924 | 70.2 % | 274 | 494 | 152 | 0 | 4 |
| 234 | PRECINCT 4152 | 1489 | 1075 | 72.1 % | 365 | 508 | 199 | 1 | 2 |
| 235 | PRECINCT 4155 | 1418 | 946 | 66.7 % | 380 | 388 | 173 | 2 | 3 |
| 236 | PRECINCT 4156 | 1387 | 897 | 64.6 % | 336 | 383 | 170 | 0 | 8 |
| 237 | PRECINCT 4167 | 1482 | 893 | 60.2 % | 304 | 444 | 132 | 1 | 12 |
| 238 | PRECINCT 4176 | 1156 | 700 | 60.5 % | 288 | 271 | 129 | 2 | 10 |
| 239 | PRECINCT 4178 | 1465 | 908 | 61.9 % | 306 | 400 | 188 | 4 | 10 |
| 240 | PRECINCT 4185 | 1550 | 929 | 59.9 % | 320 | 400 | 191 | 2 | 16 |
| 241 | PRECINCT 4190 | 925 | 564 | 60.9 % | 202 | 226 | 127 | 1 | 8 |
| 242 | PRECINCT 4196 | 1465 | 788 | 53.7 % | 271 | 342 | 165 | 0 | 10 |
| 243 | PRECINCT 4202 | 1556 | 1031 | 66.2 % | 345 | 457 | 212 | 1 | 16 |
| 244 | PRECINCT 4208 | 1478 | 905 | 61.2 % | 323 | 377 | 193 | 0 | 12 |
| 245 | PRECINCT 4216 | 1633 | 921 | 56.3 % | 351 | 360 | 187 | 3 | 20 |
| 246 | PRECINCT 4221 | 1421 | 887 | 62.4 % | 284 | 409 | 179 | 1 | 14 |
| 247 | PRECINCT 4223 | 1198 | 797 | 66.5 % | 204 | 453 | 135 | 1 | 4 |

PORTLAND COMMISSIONER POSITION 2

R V V C T C D E S U O W
 E O O A U H U R T N V R
 6 T T S R U F I E D E R I
 I E E T N C F K N E R T E
 S R S O K Y R V E -
 T S U V O T I
 E T T E S N
 R E S S
 E D

All Districts

| | | | | | | | | |
|-------------------|------|------|--------|-----|-----|-----|---|----|
| 248 PRECINCT 4228 | 1345 | 829 | 61.6 % | 242 | 424 | 153 | 1 | 9 |
| 249 PRECINCT 4231 | 602 | 419 | 69.6 % | 126 | 208 | 82 | 0 | 3 |
| 250 PRECINCT 4236 | 1117 | 674 | 60.3 % | 173 | 369 | 118 | 1 | 13 |
| 251 PRECINCT 4240 | 855 | 566 | 66.1 % | 131 | 324 | 103 | 0 | 8 |
| 252 PRECINCT 4242 | 1533 | 1045 | 68.1 % | 310 | 548 | 175 | 1 | 11 |
| 253 PRECINCT 4243 | 1272 | 820 | 64.4 % | 285 | 381 | 151 | 0 | 3 |
| 254 PRECINCT 4244 | 968 | 751 | 77.5 % | 288 | 344 | 115 | 1 | 3 |
| 255 PRECINCT 4246 | 1145 | 796 | 69.5 % | 255 | 406 | 125 | 2 | 8 |
| 256 PRECINCT 4248 | 1463 | 918 | 62.7 % | 305 | 421 | 183 | 1 | 8 |
| 257 PRECINCT 4250 | 1351 | 998 | 73.8 % | 305 | 503 | 184 | 1 | 5 |
| 258 PRECINCT 4254 | 1031 | 798 | 77.4 % | 203 | 416 | 175 | 0 | 4 |
| 259 PRECINCT 4259 | 1573 | 1211 | 76.9 % | 375 | 617 | 211 | 3 | 5 |
| 260 PRECINCT 4264 | 1518 | 1109 | 73.0 % | 261 | 600 | 162 | 0 | 6 |
| 261 PRECINCT 4271 | 1067 | 847 | 79.3 % | 267 | 437 | 140 | 2 | 1 |
| 262 PRECINCT 4278 | 1458 | 1011 | 69.3 % | 373 | 456 | 173 | 2 | 7 |
| 263 PRECINCT 4279 | 1384 | 937 | 67.7 % | 312 | 462 | 160 | 0 | 3 |
| 264 PRECINCT 4282 | 1463 | 1210 | 82.7 % | 420 | 606 | 175 | 1 | 8 |
| 265 PRECINCT 4285 | 1611 | 1049 | 65.1 % | 285 | 541 | 215 | 1 | 7 |
| 266 PRECINCT 4295 | 1601 | 1087 | 67.8 % | 323 | 568 | 188 | 0 | 8 |
| 267 PRECINCT 4296 | 216 | 153 | 70.8 % | 61 | 73 | 18 | 0 | 1 |
| 268 PRECINCT 4297 | 1530 | 881 | 57.5 % | 304 | 356 | 213 | 1 | 7 |
| 269 PRECINCT 4298 | 1530 | 836 | 54.6 % | 305 | 329 | 185 | 1 | 16 |
| 270 PRECINCT 4299 | 1255 | 728 | 58.0 % | 258 | 297 | 165 | 1 | 7 |
| 271 PRECINCT 4307 | 1511 | 888 | 58.7 % | 339 | 324 | 216 | 1 | 8 |
| 272 PRECINCT 4309 | 1036 | 730 | 70.4 % | 276 | 248 | 194 | 1 | 11 |
| 273 PRECINCT 4313 | 1078 | 785 | 72.8 % | 332 | 268 | 176 | 3 | 6 |
| 274 PRECINCT 4319 | 1419 | 1001 | 70.5 % | 402 | 385 | 209 | 1 | 4 |
| 275 PRECINCT 4320 | 689 | 427 | 61.9 % | 155 | 181 | 84 | 1 | 6 |
| 276 PRECINCT 4324 | 1056 | 690 | 65.3 % | 270 | 272 | 144 | 0 | 4 |
| 277 PRECINCT 4325 | 1470 | 906 | 61.6 % | 353 | 345 | 199 | 1 | 8 |
| 278 PRECINCT 4329 | 743 | 454 | 61.1 % | 174 | 168 | 104 | 2 | 6 |
| 279 PRECINCT 4330 | 901 | 499 | 55.3 % | 186 | 198 | 102 | 1 | 12 |
| 280 PRECINCT 4333 | 1395 | 911 | 65.3 % | 374 | 337 | 193 | 0 | 7 |
| 281 PRECINCT 4337 | 1561 | 902 | 57.7 % | 358 | 348 | 185 | 0 | 11 |
| 282 PRECINCT 4338 | 1083 | 644 | 59.4 % | 284 | 222 | 132 | 1 | 5 |
| 283 PRECINCT 4339 | 1449 | 797 | 55.0 % | 283 | 325 | 172 | 1 | 16 |
| 284 PRECINCT 4340 | 1139 | 655 | 57.5 % | 248 | 260 | 132 | 3 | 12 |
| 285 PRECINCT 4341 | 1053 | 679 | 64.4 % | 252 | 268 | 158 | 0 | 1 |
| 286 PRECINCT 4342 | 1151 | 763 | 66.2 % | 143 | 517 | 98 | 0 | 5 |
| 287 PRECINCT 4343 | 732 | 509 | 69.5 % | 170 | 188 | 146 | 0 | 5 |
| 288 PRECINCT 4344 | 1278 | 817 | 63.9 % | 313 | 340 | 159 | 0 | 5 |
| 289 PRECINCT 4345 | 717 | 474 | 66.1 % | 186 | 185 | 100 | 1 | 2 |
| 290 PRECINCT 4346 | 882 | 506 | 57.3 % | 205 | 178 | 121 | 0 | 2 |
| 291 PRECINCT 4347 | 851 | 559 | 65.6 % | 231 | 191 | 129 | 1 | 7 |

PORTLAND COMMISSIONER POSITION 2

| | | | | | | | |
|-----|-----|---|-----|-----|---|---|---|
| R V | V C | T | C D | E S | U | O | W |
| E D | O A | U | H U | R T | N | V | R |
| G T | T S | R | U F | I E | D | E | I |
| I E | E T | N | C F | K N | E | R | T |
| S R | S | O | K Y | | R | V | E |
| T S | | U | | | V | D | - |
| E | | T | | | O | T | I |
| R | | | | | T | E | N |
| E | | | | | E | S | S |
| D | | | | | S | | |

All Districts

| | | | | | | | | |
|-------------------|------|-----|--------|-----|-----|-----|---|----|
| 292 PRECINCT 4348 | 1237 | 813 | 65.7 % | 302 | 291 | 207 | 0 | 13 |
| 293 PRECINCT 4349 | 1240 | 923 | 74.4 % | 190 | 613 | 111 | 2 | 7 |
| 294 PRECINCT 4350 | 1218 | 786 | 64.5 % | 335 | 274 | 173 | 1 | 3 |
| 295 PRECINCT 4351 | 1572 | 909 | 57.8 % | 351 | 338 | 208 | 0 | 12 |
| 296 PRECINCT 4352 | 1163 | 638 | 54.8 % | 242 | 247 | 138 | 1 | 10 |
| 297 PRECINCT 4353 | 860 | 550 | 63.9 % | 206 | 216 | 120 | 1 | 7 |
| 298 PRECINCT 4354 | 728 | 492 | 67.5 % | 189 | 187 | 113 | 0 | 3 |
| 299 PRECINCT 4355 | 1369 | 823 | 60.1 % | 330 | 294 | 183 | 2 | 14 |
| 300 PRECINCT 4356 | 1263 | 757 | 59.9 % | 295 | 291 | 163 | 2 | 6 |
| 301 PRECINCT 4357 | 791 | 532 | 67.2 % | 227 | 172 | 125 | 2 | 6 |
| 302 PRECINCT 4358 | 1298 | 870 | 67.0 % | 323 | 359 | 180 | 1 | 7 |
| 303 PRECINCT 4359 | 930 | 624 | 67.0 % | 244 | 232 | 140 | 1 | 7 |
| 304 PRECINCT 4360 | 1073 | 638 | 59.4 % | 253 | 240 | 135 | 1 | 9 |
| 305 PRECINCT 4361 | 1003 | 644 | 64.2 % | 272 | 217 | 149 | 0 | 6 |

| | | | | | | | | |
|---------------|--------|--------|--------|-------|--------|-------|-----|------|
| All Districts | 330036 | 220984 | 66.9 % | 70542 | 109227 | 39207 | 286 | 1722 |
|---------------|--------|--------|--------|-------|--------|-------|-----|------|

| | | | | | | | | |
|-------------|--------|--------|--------|-------|--------|-------|-----|------|
| RACE TOTALS | 330036 | 220984 | 66.9 % | 70542 | 109227 | 39207 | 286 | 1722 |
|-------------|--------|--------|--------|-------|--------|-------|-----|------|

Certificate

I certify that the votes recorded on this abstract correctly summarize the tally of votes cast at the election indicated.

Vicki K. Ervin


Vicki K. Ervin, Director of Elections
Multnomah County, Oregon



**** OFFICIAL STATEMENT OF VOTES CAST FOR THE GENERAL ELECTION ON NOVEMBER 5, 1996 ****
 PORTLAND CITY COMMISSIONER - POSITION 2

Page Number 99.049.001

| | REGISTE RED VOTERS | TURN OUT | TURN OUT PERCENT AGE | CHUCK DUFFY PORTLAND CITY | PERIK STEIN PORTLAND CITY | | | | | | | | | | | | | | | |
|---------------------|--------------------------|-------------|-------------------------------|------------------------------------|------------------------------------|--|--|--|--|--|--|--|--|--|--|--|--|--|--|--|
| 190 GARDEN HOME REC | 300 | 203 | 67.6% | 55 | 73 | | | | | | | | | | | | | | | |
| 191 VBM | 73 | 46 | 63.0% | 11 | 24 | | | | | | | | | | | | | | | |
| 197 MONTCLAIR SCH | 138 | 100 | 72.4% | 26 | 37 | | | | | | | | | | | | | | | |
| 209 VBM | 79 | 63 | 79.7% | 11 | 25 | | | | | | | | | | | | | | | |
| 236 VBM | 33 | 34 | *****% | 7 | 8 | | | | | | | | | | | | | | | |
| **** TOTALS **** | 623 | 446 | 71.5% | 110 | 167 | | | | | | | | | | | | | | | |



PORTLAND COMMISSIONER POSITION 1

| | | | | | | | |
|-----|-----|---|-----|-----|---|---|---|
| R V | V C | T | J F | G S | U | O | W |
| E O | D A | U | I R | A H | N | V | R |
| G T | T S | R | M A | I I | D | E | I |
| I E | E T | N | N | L B | E | R | T |
| S R | S | O | C | L | R | V | E |
| T S | | U | E | E | V | O | - |
| E | | T | S | Y | O | T | I |
| R | | | C | | T | E | N |
| E | | | O | | E | S | S |
| D | | | N | | S | | |
| | | | I | | | | |

All Districts

| | | | | | | | | |
|-------------------|------|------|--------|-----|-----|-----|---|---|
| 001 PRECINCT 0102 | 1183 | 918 | 77.5 % | 349 | 354 | 212 | 1 | 2 |
| 002 PRECINCT 0103 | 14 | 9 | 64.2 % | 3 | 5 | 1 | 0 | 0 |
| 003 PRECINCT 0104 | 10 | 7 | 70.0 % | 4 | 2 | 1 | 0 | 0 |
| 010 PRECINCT 0300 | 35 | 21 | 60.0 % | 8 | 6 | 6 | 0 | 1 |
| 011 PRECINCT 0332 | 241 | 102 | 42.3 % | 48 | 32 | 21 | 1 | 0 |
| 012 PRECINCT 0424 | 76 | 62 | 81.5 % | 19 | 38 | 5 | 0 | 0 |
| 013 PRECINCT 0432 | 250 | 122 | 48.8 % | 58 | 35 | 29 | 0 | 0 |
| 014 PRECINCT 0433 | 245 | 143 | 58.3 % | 67 | 44 | 31 | 0 | 1 |
| 027 PRECINCT 1001 | 536 | 409 | 76.3 % | 182 | 154 | 69 | 2 | 2 |
| 028 PRECINCT 1002 | 222 | 160 | 72.0 % | 61 | 69 | 30 | 0 | 0 |
| PRECINCT 1013 | 1576 | 1125 | 71.3 % | 336 | 648 | 135 | 3 | 3 |
| PRECINCT 1017 | 775 | 625 | 80.6 % | 223 | 350 | 47 | 1 | 4 |
| 031 PRECINCT 1019 | 1440 | 1189 | 82.5 % | 526 | 533 | 123 | 4 | 3 |
| 032 PRECINCT 1025 | 1251 | 805 | 64.3 % | 192 | 400 | 130 | 0 | 3 |
| 033 PRECINCT 1028 | 1001 | 603 | 60.2 % | 158 | 348 | 91 | 2 | 4 |
| 034 PRECINCT 1031 | 1307 | 916 | 70.0 % | 245 | 517 | 151 | 1 | 2 |
| 035 PRECINCT 1043 | 1381 | 836 | 60.5 % | 218 | 487 | 131 | 0 | 0 |
| 036 PRECINCT 1045 | 269 | 223 | 82.9 % | 111 | 91 | 21 | 0 | 0 |
| 037 PRECINCT 1049 | 1572 | 951 | 60.4 % | 277 | 518 | 150 | 2 | 4 |
| 038 PRECINCT 1053 | 1359 | 620 | 45.6 % | 174 | 331 | 107 | 1 | 7 |
| 039 PRECINCT 1101 | 550 | 458 | 83.2 % | 226 | 183 | 48 | 1 | 0 |
| 040 PRECINCT 1103 | 992 | 710 | 71.5 % | 263 | 316 | 126 | 3 | 2 |
| 041 PRECINCT 1117 | 526 | 399 | 75.8 % | 160 | 177 | 60 | 1 | 1 |
| 042 PRECINCT 1118 | 1734 | 1012 | 58.3 % | 301 | 546 | 157 | 3 | 5 |
| 043 PRECINCT 1143 | 1050 | 856 | 81.5 % | 412 | 327 | 114 | 3 | 0 |
| 044 PRECINCT 1155 | 522 | 334 | 63.9 % | 106 | 177 | 50 | 1 | 0 |
| 045 PRECINCT 1156 | 1482 | 1201 | 81.0 % | 620 | 435 | 141 | 1 | 4 |
| 046 PRECINCT 1160 | 763 | 544 | 71.2 % | 222 | 221 | 100 | 1 | 0 |
| 047 PRECINCT 1164 | 450 | 365 | 81.1 % | 186 | 130 | 49 | 0 | 0 |
| 048 PRECINCT 1170 | 1072 | 870 | 81.1 % | 401 | 367 | 98 | 1 | 3 |
| 049 PRECINCT 1173 | 1414 | 1180 | 83.4 % | 556 | 445 | 178 | 1 | 0 |
| 050 PRECINCT 1177 | 751 | 490 | 65.2 % | 157 | 195 | 136 | 0 | 2 |
| 051 PRECINCT 1179 | 647 | 471 | 72.7 % | 192 | 211 | 66 | 0 | 2 |
| 052 PRECINCT 1183 | 1439 | 890 | 61.8 % | 245 | 490 | 143 | 3 | 9 |
| 053 PRECINCT 1186 | 1514 | 1209 | 79.8 % | 585 | 472 | 150 | 1 | 1 |
| 054 PRECINCT 1189 | 1567 | 1129 | 72.0 % | 451 | 485 | 183 | 6 | 4 |
| PRECINCT 1200 | 1705 | 1254 | 73.5 % | 459 | 633 | 154 | 4 | 4 |
| 056 PRECINCT 1205 | 1416 | 958 | 67.6 % | 346 | 423 | 184 | 1 | 4 |
| 057 PRECINCT 1206 | 1530 | 1041 | 68.0 % | 389 | 456 | 186 | 5 | 5 |
| 058 PRECINCT 1211 | 858 | 647 | 75.4 % | 235 | 340 | 71 | 1 | 0 |
| 059 PRECINCT 1213 | 948 | 629 | 66.3 % | 180 | 297 | 148 | 2 | 2 |
| 060 PRECINCT 1215 | 1532 | 1165 | 76.0 % | 396 | 644 | 116 | 3 | 6 |
| 061 PRECINCT 1220 | 1419 | 952 | 67.0 % | 395 | 414 | 136 | 0 | 7 |

PORTLAND COMMISSIONER POSITION 1

| | | | | | | | |
|-----|-----|---|-----|-----|---|---|---|
| R V | V C | T | J F | G S | U | D | W |
| E O | O A | U | I R | A H | N | V | R |
| G T | T S | R | M A | I I | D | E | I |
| I E | E T | N | N | L B | E | R | T |
| S R | S | O | C | L | R | V | E |
| T S | | U | E | E | V | O | - |
| E | | T | S | Y | O | T | I |
| R | | | C | | T | E | N |
| E | | | O | | E | S | S |
| D | | | N | | S | | |
| | | | I | | | | |

All Districts

| | | | | | | | | |
|-------------------|------|------|--------|-----|-----|-----|---|----|
| 062 PRECINCT 1222 | 1387 | 1076 | 77.5 % | 359 | 569 | 138 | 4 | 6 |
| 063 PRECINCT 1223 | 956 | 789 | 82.5 % | 301 | 373 | 112 | 2 | 1 |
| 064 PRECINCT 1224 | 1488 | 1186 | 79.7 % | 542 | 470 | 170 | 2 | 2 |
| 065 PRECINCT 1225 | 1044 | 768 | 73.5 % | 359 | 282 | 124 | 0 | 3 |
| 066 PRECINCT 1226 | 1208 | 938 | 77.6 % | 442 | 365 | 128 | 1 | 2 |
| 067 PRECINCT 1229 | 1156 | 866 | 74.9 % | 356 | 361 | 142 | 1 | 6 |
| 068 PRECINCT 1230 | 1452 | 1051 | 72.3 % | 470 | 394 | 182 | 2 | 3 |
| 069 PRECINCT 1232 | 1422 | 1089 | 76.5 % | 481 | 433 | 168 | 2 | 5 |
| 070 PRECINCT 1233 | 1226 | 967 | 78.8 % | 456 | 370 | 136 | 2 | 3 |
| 071 PRECINCT 1236 | 943 | 707 | 74.9 % | 284 | 313 | 106 | 0 | 4 |
| 072 PRECINCT 1238 | 1340 | 818 | 61.0 % | 308 | 339 | 164 | 0 | 7 |
| 073 PRECINCT 1240 | 781 | 637 | 81.5 % | 271 | 289 | 76 | 1 | 0 |
| 074 PRECINCT 1244 | 1415 | 1038 | 73.3 % | 411 | 445 | 178 | 2 | 2 |
| 075 PRECINCT 1245 | 1574 | 1152 | 73.1 % | 451 | 501 | 193 | 1 | 6 |
| 076 PRECINCT 1246 | 893 | 729 | 81.6 % | 281 | 374 | 72 | 2 | 0 |
| 077 PRECINCT 1248 | 1092 | 870 | 79.6 % | 300 | 451 | 116 | 1 | 2 |
| 078 PRECINCT 1250 | 1012 | 750 | 74.1 % | 282 | 329 | 129 | 2 | 8 |
| 079 PRECINCT 1252 | 689 | 523 | 75.9 % | 228 | 194 | 98 | 1 | 2 |
| 080 PRECINCT 1253 | 610 | 504 | 82.6 % | 211 | 224 | 65 | 0 | 4 |
| 081 PRECINCT 1254 | 664 | 496 | 74.6 % | 195 | 216 | 77 | 2 | 6 |
| 082 PRECINCT 1255 | 708 | 588 | 83.0 % | 258 | 227 | 99 | 1 | 3 |
| 083 PRECINCT 1305 | 1222 | 580 | 47.4 % | 184 | 296 | 95 | 0 | 5 |
| 084 PRECINCT 1308 | 945 | 476 | 50.3 % | 157 | 245 | 70 | 1 | 3 |
| 085 PRECINCT 1313 | 1636 | 1074 | 65.6 % | 354 | 545 | 171 | 0 | 4 |
| 086 PRECINCT 1315 | 1369 | 1009 | 73.7 % | 385 | 478 | 144 | 1 | 1 |
| 087 PRECINCT 1320 | 706 | 367 | 51.9 % | 99 | 183 | 84 | 0 | 1 |
| 087 PRECINCT 2002 | 1249 | 696 | 55.7 % | 326 | 244 | 116 | 2 | 8 |
| 088 PRECINCT 2005 | 1669 | 929 | 55.6 % | 447 | 331 | 136 | 2 | 13 |
| 089 PRECINCT 2015 | 1598 | 1006 | 63.2 % | 503 | 356 | 138 | 2 | 7 |
| 100 PRECINCT 2018 | 1443 | 867 | 60.0 % | 460 | 268 | 131 | 0 | 8 |
| 101 PRECINCT 2023 | 1568 | 908 | 57.9 % | 417 | 326 | 148 | 4 | 13 |
| 102 PRECINCT 2026 | 1531 | 627 | 40.9 % | 288 | 238 | 95 | 2 | 4 |
| 103 PRECINCT 2027 | 1249 | 743 | 59.4 % | 320 | 294 | 118 | 2 | 9 |
| 104 PRECINCT 2029 | 1606 | 949 | 59.0 % | 405 | 402 | 135 | 2 | 5 |
| 105 PRECINCT 2034 | 703 | 449 | 63.8 % | 229 | 155 | 61 | 1 | 3 |
| 106 PRECINCT 2043 | 1515 | 883 | 58.2 % | 433 | 291 | 150 | 1 | 8 |
| 107 PRECINCT 2049 | 1212 | 785 | 64.7 % | 385 | 277 | 113 | 0 | 10 |
| 108 PRECINCT 2051 | 1404 | 1032 | 73.5 % | 508 | 362 | 156 | 1 | 5 |
| 109 PRECINCT 2061 | 1477 | 1001 | 67.7 % | 486 | 371 | 135 | 2 | 7 |
| 110 PRECINCT 2077 | 1392 | 980 | 70.4 % | 534 | 289 | 144 | 2 | 11 |
| 111 PRECINCT 2083 | 565 | 298 | 52.7 % | 120 | 116 | 60 | 1 | 1 |
| 112 PRECINCT 2086 | 1280 | 763 | 59.6 % | 322 | 332 | 102 | 0 | 7 |
| 113 PRECINCT 2099 | 1711 | 758 | 43.8 % | 312 | 311 | 114 | 2 | 11 |

PORTLAND COMMISSIONER POSITION 1

| | | | | | | | | |
|---|---|---|---|---|---|---|---|---|
| R | V | V | T | J | G | U | O | W |
| E | O | O | U | I | A | N | V | R |
| G | A | A | R | R | H | N | E | I |
| T | S | S | R | M | I | D | R | E |
| I | E | E | N | N | L | E | R | T |
| S | R | S | O | C | B | R | V | E |
| T | S | | U | E | L | R | O | - |
| E | | | T | S | E | V | O | I |
| R | | | | C | Y | O | T | N |
| E | | | | O | | E | E | S |
| D | | | | N | | S | | S |
| | | | | I | | | | |

All Districts

| | | | | | | | | |
|-------------------|------|------|--------|-----|-----|-----|---|----|
| 114 PRECINCT 2100 | 1405 | 982 | 69.8 % | 487 | 352 | 137 | 0 | 6 |
| 115 PRECINCT 2109 | 1612 | 978 | 60.6 % | 445 | 394 | 131 | 3 | 5 |
| 116 PRECINCT 2114 | 1481 | 935 | 63.1 % | 428 | 344 | 157 | 2 | 4 |
| 117 PRECINCT 2118 | 1597 | 877 | 54.9 % | 405 | 334 | 131 | 2 | 5 |
| 118 PRECINCT 2139 | 1459 | 646 | 44.2 % | 244 | 280 | 109 | 0 | 13 |
| 119 PRECINCT 2142 | 1063 | 793 | 74.6 % | 378 | 329 | 81 | 2 | 3 |
| 120 PRECINCT 2143 | 848 | 545 | 64.2 % | 264 | 197 | 80 | 0 | 4 |
| 121 PRECINCT 2144 | 841 | 559 | 66.4 % | 264 | 209 | 83 | 1 | 2 |
| 122 PRECINCT 2145 | 1078 | 640 | 59.3 % | 302 | 233 | 102 | 0 | 3 |
| 123 PRECINCT 3000 | 1045 | 649 | 62.1 % | 324 | 216 | 104 | 1 | 4 |
| 124 PRECINCT 3001 | 1364 | 785 | 57.5 % | 403 | 264 | 110 | 1 | 7 |
| 125 PRECINCT 3002 | 1399 | 886 | 63.3 % | 405 | 340 | 132 | 4 | 5 |
| 126 PRECINCT 3004 | 1557 | 781 | 50.1 % | 325 | 307 | 140 | 2 | 7 |
| 127 PRECINCT 3008 | 1383 | 864 | 62.4 % | 393 | 349 | 117 | 3 | 2 |
| 128 PRECINCT 3021 | 1465 | 884 | 60.3 % | 442 | 302 | 127 | 2 | 11 |
| 129 PRECINCT 3026 | 1497 | 720 | 48.0 % | 297 | 304 | 105 | 5 | 9 |
| 130 PRECINCT 3027 | 1478 | 759 | 51.3 % | 311 | 334 | 106 | 3 | 5 |
| 131 PRECINCT 3032 | 1455 | 900 | 61.8 % | 398 | 360 | 132 | 3 | 7 |
| 132 PRECINCT 3039 | 1101 | 593 | 53.8 % | 250 | 267 | 72 | 1 | 3 |
| 133 PRECINCT 3042 | 1698 | 717 | 42.2 % | 314 | 293 | 102 | 2 | 6 |
| 134 PRECINCT 3052 | 1327 | 992 | 74.7 % | 478 | 381 | 130 | 1 | 2 |
| 135 PRECINCT 3058 | 1458 | 850 | 58.2 % | 389 | 358 | 96 | 1 | 6 |
| 136 PRECINCT 3071 | 1262 | 607 | 48.0 % | 241 | 255 | 104 | 3 | 4 |
| 137 PRECINCT 3073 | 1638 | 832 | 50.7 % | 341 | 359 | 123 | 2 | 7 |
| 138 PRECINCT 3080 | 1271 | 1011 | 79.5 % | 554 | 355 | 100 | 0 | 2 |
| 139 PRECINCT 3086 | 1511 | 1007 | 66.6 % | 448 | 393 | 158 | 1 | 7 |
| 140 PRECINCT 3090 | 1067 | 845 | 79.1 % | 389 | 351 | 102 | 1 | 2 |
| 141 PRECINCT 3097 | 1484 | 1015 | 68.3 % | 455 | 462 | 90 | 3 | 5 |
| 142 PRECINCT 3109 | 1399 | 1157 | 82.7 % | 616 | 431 | 102 | 4 | 4 |
| 143 PRECINCT 3113 | 1464 | 1209 | 82.5 % | 653 | 453 | 91 | 4 | 8 |
| 144 PRECINCT 3122 | 1179 | 909 | 77.0 % | 426 | 372 | 105 | 3 | 3 |
| 145 PRECINCT 3126 | 735 | 563 | 76.5 % | 240 | 261 | 57 | 3 | 2 |
| 146 PRECINCT 3128 | 1541 | 1193 | 77.4 % | 602 | 449 | 138 | 0 | 4 |
| 147 PRECINCT 3135 | 990 | 810 | 81.8 % | 365 | 354 | 86 | 2 | 3 |
| 148 PRECINCT 3138 | 1243 | 1014 | 81.5 % | 544 | 361 | 107 | 1 | 1 |
| 149 PRECINCT 3144 | 1440 | 1144 | 79.4 % | 538 | 497 | 103 | 0 | 6 |
| 150 PRECINCT 3151 | 1349 | 951 | 70.4 % | 449 | 399 | 96 | 0 | 7 |
| 151 PRECINCT 3155 | 1030 | 514 | 49.9 % | 187 | 239 | 80 | 3 | 5 |
| 152 PRECINCT 3156 | 1247 | 922 | 73.9 % | 433 | 323 | 156 | 1 | 9 |
| 153 PRECINCT 3160 | 1385 | 922 | 66.5 % | 429 | 325 | 162 | 1 | 5 |
| 154 PRECINCT 3163 | 1175 | 831 | 70.7 % | 446 | 221 | 152 | 2 | 10 |
| 155 PRECINCT 3174 | 1067 | 818 | 76.6 % | 415 | 292 | 105 | 1 | 5 |
| 156 PRECINCT 3177 | 1400 | 1073 | 76.6 % | 502 | 417 | 148 | 1 | 5 |

PORTLAND COMMISSIONER POSITION 1

| | | | | | | | |
|-----|-----|---|-----|-----|---|---|---|
| R V | V C | T | J F | G S | U | D | W |
| E O | O A | U | I R | A H | N | V | R |
| G T | T S | R | M A | I I | D | E | I |
| I E | E T | N | N | L B | E | R | T |
| S R | S | O | C | L | R | V | E |
| T S | | U | E | E | V | O | - |
| E | | T | S | Y | O | T | I |
| R | | | C | | T | E | N |
| E | | | O | | E | S | S |
| D | | | N | | S | | |
| | | | I | | | | |

All Districts

| | | | | | | | | |
|-------------------|------|------|--------|-----|-----|-----|---|----|
| 157 PRECINCT 3185 | 756 | 567 | 75.0 % | 302 | 164 | 97 | 2 | 2 |
| 158 PRECINCT 3186 | 1357 | 929 | 68.4 % | 414 | 344 | 161 | 6 | 4 |
| 159 PRECINCT 3193 | 1331 | 1014 | 76.1 % | 478 | 400 | 131 | 2 | 3 |
| 160 PRECINCT 3196 | 1236 | 928 | 75.0 % | 394 | 387 | 140 | 1 | 6 |
| 161 PRECINCT 3205 | 1349 | 1001 | 74.2 % | 485 | 377 | 129 | 2 | 8 |
| 162 PRECINCT 3212 | 1519 | 1069 | 70.3 % | 533 | 385 | 145 | 2 | 4 |
| 163 PRECINCT 3217 | 615 | 449 | 73.0 % | 226 | 149 | 70 | 0 | 4 |
| 164 PRECINCT 3219 | 920 | 615 | 66.8 % | 289 | 204 | 116 | 0 | 6 |
| 165 PRECINCT 3223 | 1058 | 689 | 65.6 % | 316 | 254 | 113 | 1 | 5 |
| 166 PRECINCT 3228 | 1205 | 816 | 67.7 % | 388 | 287 | 134 | 1 | 6 |
| 167 PRECINCT 3233 | 889 | 606 | 68.1 % | 296 | 188 | 118 | 1 | 3 |
| 168 PRECINCT 3234 | 948 | 614 | 64.7 % | 296 | 161 | 151 | 3 | 3 |
| 169 PRECINCT 3240 | 1510 | 997 | 66.0 % | 424 | 404 | 160 | 1 | 8 |
| 170 PRECINCT 3248 | 1557 | 1105 | 70.9 % | 513 | 416 | 165 | 1 | 10 |
| 171 PRECINCT 3253 | 1353 | 898 | 66.3 % | 321 | 450 | 119 | 2 | 6 |
| 172 PRECINCT 3258 | 1279 | 982 | 76.7 % | 483 | 397 | 101 | 0 | 1 |
| 173 PRECINCT 3259 | 1190 | 868 | 72.9 % | 355 | 393 | 114 | 0 | 6 |
| 174 PRECINCT 3263 | 1099 | 831 | 75.6 % | 379 | 364 | 87 | 0 | 1 |
| 175 PRECINCT 3268 | 759 | 443 | 58.3 % | 187 | 164 | 89 | 1 | 2 |
| 176 PRECINCT 3273 | 694 | 380 | 54.7 % | 141 | 173 | 61 | 1 | 4 |
| 177 PRECINCT 3274 | 972 | 651 | 66.9 % | 228 | 342 | 72 | 0 | 9 |
| 178 PRECINCT 3283 | 1280 | 785 | 61.3 % | 304 | 372 | 101 | 1 | 7 |
| 179 PRECINCT 3284 | 958 | 734 | 76.6 % | 433 | 226 | 72 | 3 | 0 |
| 180 PRECINCT 3286 | 1371 | 1101 | 80.3 % | 613 | 385 | 99 | 1 | 3 |
| 181 PRECINCT 3290 | 1016 | 830 | 81.6 % | 404 | 331 | 93 | 1 | 1 |
| 182 PRECINCT 3292 | 879 | 681 | 77.4 % | 348 | 260 | 71 | 0 | 2 |
| 183 PRECINCT 3297 | 1328 | 762 | 57.3 % | 384 | 263 | 111 | 0 | 4 |
| 184 PRECINCT 3299 | 1068 | 618 | 57.8 % | 271 | 231 | 110 | 1 | 5 |
| 185 PRECINCT 3306 | 1309 | 962 | 73.4 % | 532 | 253 | 167 | 0 | 10 |
| 186 PRECINCT 3307 | 1330 | 888 | 66.7 % | 487 | 249 | 142 | 2 | 8 |
| 187 PRECINCT 3308 | 1049 | 833 | 79.4 % | 475 | 192 | 162 | 1 | 3 |
| 188 PRECINCT 3309 | 1382 | 1198 | 86.6 % | 713 | 323 | 156 | 4 | 2 |
| 189 PRECINCT 3310 | 1270 | 840 | 66.1 % | 394 | 278 | 157 | 1 | 10 |
| 190 PRECINCT 3311 | 1485 | 1044 | 70.3 % | 530 | 384 | 198 | 0 | 12 |
| 191 PRECINCT 3312 | 1264 | 854 | 67.5 % | 413 | 270 | 166 | 1 | 4 |
| 192 PRECINCT 3314 | 858 | 598 | 69.6 % | 294 | 196 | 106 | 1 | 1 |
| 193 PRECINCT 3315 | 1414 | 796 | 56.2 % | 373 | 273 | 137 | 1 | 12 |
| 194 PRECINCT 3322 | 1599 | 1144 | 71.5 % | 568 | 317 | 252 | 2 | 5 |
| 195 PRECINCT 3323 | 1081 | 835 | 77.2 % | 443 | 233 | 155 | 0 | 4 |
| 196 PRECINCT 3324 | 1282 | 931 | 72.6 % | 494 | 255 | 175 | 0 | 7 |
| 197 PRECINCT 3326 | 761 | 388 | 50.9 % | 177 | 121 | 85 | 2 | 3 |
| 198 PRECINCT 3327 | 896 | 578 | 64.5 % | 262 | 192 | 117 | 2 | 5 |
| 199 PRECINCT 3328 | 1407 | 909 | 64.6 % | 407 | 316 | 172 | 1 | 13 |

PORTLAND COMMISSIONER POSITION 1

| | | | | | | | |
|-----|-----|---|-----|-----|---|---|---|
| R V | V C | T | J F | G S | U | O | W |
| E O | O A | U | I R | A H | N | V | R |
| G T | T S | R | M A | I I | D | E | I |
| I E | E T | N | N | L B | E | R | T |
| S R | S | O | C | L | R | V | E |
| T S | | U | E | E | V | O | - |
| E | | T | S | Y | O | T | I |
| R | | | C | | T | E | N |
| E | | | O | | E | S | S |
| D | | | N | | S | | |
| | | | I | | | | |

All Districts

| | | | | | | | | |
|-------------------|------|------|--------|-----|-----|-----|---|----|
| 200 PRECINCT 3329 | 856 | 690 | 80.6 % | 376 | 187 | 119 | 0 | 8 |
| 201 PRECINCT 3330 | 1364 | 842 | 61.7 % | 411 | 228 | 196 | 4 | 3 |
| 202 PRECINCT 3332 | 1304 | 936 | 71.7 % | 486 | 258 | 184 | 2 | 6 |
| 203 PRECINCT 3336 | 910 | 612 | 67.2 % | 317 | 160 | 131 | 0 | 4 |
| 204 PRECINCT 3337 | 1060 | 663 | 62.5 % | 326 | 193 | 137 | 0 | 7 |
| 205 PRECINCT 3338 | 1187 | 763 | 64.2 % | 262 | 390 | 107 | 1 | 3 |
| 206 PRECINCT 3339 | 1246 | 860 | 69.0 % | 431 | 308 | 114 | 1 | 6 |
| 207 PRECINCT 4005 | 1332 | 837 | 62.8 % | 277 | 441 | 116 | 1 | 2 |
| 208 PRECINCT 4009 | 1291 | 866 | 67.0 % | 300 | 430 | 133 | 0 | 3 |
| 209 PRECINCT 4022 | 1607 | 858 | 53.3 % | 270 | 445 | 135 | 3 | 5 |
| 210 PRECINCT 4026 | 1513 | 944 | 62.3 % | 312 | 496 | 122 | 7 | 7 |
| 211 PRECINCT 4027 | 1362 | 929 | 68.2 % | 296 | 509 | 123 | 0 | 1 |
| 212 PRECINCT 4033 | 1427 | 964 | 67.5 % | 264 | 574 | 120 | 2 | 4 |
| 213 PRECINCT 4041 | 1171 | 861 | 73.5 % | 294 | 448 | 113 | 1 | 5 |
| 214 PRECINCT 4044 | 1050 | 786 | 74.8 % | 340 | 335 | 108 | 1 | 2 |
| 215 PRECINCT 4048 | 1195 | 858 | 71.7 % | 364 | 417 | 76 | 0 | 1 |
| 216 PRECINCT 4049 | 1332 | 850 | 63.8 % | 321 | 389 | 131 | 3 | 6 |
| 217 PRECINCT 4064 | 1161 | 819 | 70.5 % | 326 | 400 | 89 | 1 | 3 |
| 218 PRECINCT 4065 | 1662 | 1161 | 69.8 % | 430 | 587 | 136 | 1 | 7 |
| 219 PRECINCT 4068 | 1144 | 724 | 63.2 % | 228 | 396 | 93 | 1 | 6 |
| 220 PRECINCT 4085 | 1511 | 1143 | 75.6 % | 532 | 452 | 153 | 1 | 5 |
| 221 PRECINCT 4092 | 1353 | 901 | 66.5 % | 446 | 276 | 172 | 0 | 7 |
| 222 PRECINCT 4106 | 799 | 536 | 67.0 % | 203 | 249 | 78 | 0 | 6 |
| 223 PRECINCT 4107 | 1040 | 757 | 72.7 % | 275 | 379 | 100 | 0 | 3 |
| 224 PRECINCT 4111 | 1055 | 803 | 76.1 % | 338 | 351 | 107 | 2 | 5 |
| 225 PRECINCT 4114 | 1225 | 971 | 79.2 % | 508 | 349 | 107 | 2 | 5 |
| 226 PRECINCT 4117 | 1446 | 983 | 67.9 % | 439 | 378 | 158 | 1 | 7 |
| 227 PRECINCT 4118 | 1267 | 949 | 74.9 % | 454 | 349 | 138 | 1 | 7 |
| 228 PRECINCT 4125 | 1423 | 904 | 63.5 % | 396 | 345 | 151 | 0 | 12 |
| 229 PRECINCT 4128 | 1484 | 869 | 58.5 % | 370 | 307 | 179 | 2 | 11 |
| 230 PRECINCT 4131 | 1586 | 1092 | 68.8 % | 499 | 418 | 169 | 2 | 4 |
| 231 PRECINCT 4132 | 1399 | 1033 | 73.8 % | 446 | 465 | 117 | 3 | 2 |
| 232 PRECINCT 4143 | 1420 | 1020 | 71.8 % | 349 | 541 | 124 | 2 | 4 |
| 233 PRECINCT 4147 | 1315 | 924 | 70.2 % | 384 | 406 | 129 | 0 | 5 |
| 234 PRECINCT 4152 | 1489 | 1075 | 72.1 % | 501 | 390 | 177 | 1 | 6 |
| 235 PRECINCT 4155 | 1418 | 946 | 66.7 % | 486 | 301 | 154 | 1 | 4 |
| 236 PRECINCT 4156 | 1387 | 897 | 64.6 % | 404 | 344 | 143 | 0 | 6 |
| 237 PRECINCT 4167 | 1482 | 893 | 60.2 % | 413 | 361 | 112 | 1 | 6 |
| 238 PRECINCT 4176 | 1156 | 700 | 60.5 % | 312 | 275 | 107 | 0 | 6 |
| 239 PRECINCT 4178 | 1465 | 908 | 61.9 % | 379 | 358 | 161 | 4 | 6 |
| 240 PRECINCT 4185 | 1550 | 929 | 59.9 % | 397 | 345 | 170 | 0 | 17 |
| 241 PRECINCT 4190 | 925 | 564 | 60.9 % | 260 | 183 | 114 | 2 | 5 |
| 242 PRECINCT 4196 | 1465 | 788 | 53.7 % | 348 | 303 | 130 | 1 | 6 |

PORTLAND COMMISSIONER POSITION 1

R V V C T J F G S U O W
 E O O A U I R A H N V R
 G T T S R M A I I D E R I
 I E E T N N L B E R V T E
 S R S O C L E R V O T E -
 T S U E E V V O T E S I
 E T T S Y O T E S I N S
 R C O E S
 E O N
 D I

All Districts

| District | R | V | V C | T | J F | G S | U | O | W |
|-------------------|------|------|--------|-----|-----|-----|---|----|---|
| 243 PRECINCT 4202 | 1556 | 1031 | 66.2 % | 441 | 377 | 198 | 0 | 15 | |
| 244 PRECINCT 4208 | 1478 | 905 | 61.2 % | 401 | 326 | 170 | 1 | 7 | |
| 245 PRECINCT 4216 | 1633 | 921 | 56.3 % | 383 | 352 | 167 | 3 | 16 | |
| 246 PRECINCT 4221 | 1421 | 887 | 62.4 % | 350 | 352 | 164 | 0 | 11 | |
| 247 PRECINCT 4223 | 1198 | 797 | 66.5 % | 314 | 364 | 111 | 1 | 7 | |
| 248 PRECINCT 4228 | 1345 | 829 | 61.6 % | 327 | 374 | 122 | 1 | 5 | |
| 249 PRECINCT 4231 | 602 | 419 | 69.6 % | 149 | 197 | 73 | 0 | 0 | |
| 250 PRECINCT 4236 | 1117 | 674 | 60.3 % | 233 | 320 | 110 | 4 | 7 | |
| 251 PRECINCT 4240 | 855 | 566 | 66.1 % | 206 | 278 | 74 | 1 | 7 | |
| 252 PRECINCT 4242 | 1533 | 1045 | 68.1 % | 415 | 478 | 143 | 0 | 9 | |
| 253 PRECINCT 4243 | 1272 | 820 | 64.4 % | 350 | 315 | 143 | 1 | 3 | |
| 254 PRECINCT 4244 | 968 | 751 | 77.5 % | 378 | 273 | 96 | 1 | 3 | |
| 255 PRECINCT 4246 | 1145 | 796 | 69.5 % | 355 | 324 | 108 | 1 | 7 | |
| 256 PRECINCT 4248 | 1463 | 918 | 62.7 % | 411 | 336 | 159 | 2 | 10 | |
| 257 PRECINCT 4250 | 1351 | 998 | 73.8 % | 430 | 405 | 158 | 1 | 4 | |
| 258 PRECINCT 4254 | 1031 | 798 | 77.4 % | 362 | 265 | 164 | 0 | 7 | |
| 259 PRECINCT 4259 | 1573 | 1211 | 76.9 % | 485 | 545 | 175 | 2 | 4 | |
| 260 PRECINCT 4264 | 1518 | 1109 | 73.0 % | 406 | 597 | 102 | 2 | 2 | |
| 261 PRECINCT 4271 | 1067 | 847 | 79.3 % | 390 | 342 | 111 | 4 | 0 | |
| 262 PRECINCT 4278 | 1458 | 1011 | 69.3 % | 454 | 379 | 169 | 0 | 9 | |
| 263 PRECINCT 4279 | 1384 | 937 | 67.7 % | 418 | 379 | 137 | 1 | 2 | |
| 264 PRECINCT 4282 | 1463 | 1210 | 82.7 % | 621 | 451 | 134 | 2 | 2 | |
| 265 PRECINCT 4285 | 1611 | 1049 | 65.1 % | 421 | 467 | 152 | 3 | 6 | |
| 266 PRECINCT 4295 | 1601 | 1087 | 67.8 % | 394 | 564 | 125 | 2 | 2 | |
| 267 PRECINCT 4296 | 216 | 153 | 70.8 % | 69 | 64 | 20 | 0 | 0 | |
| 268 PRECINCT 4297 | 1530 | 881 | 57.5 % | 400 | 312 | 159 | 2 | 8 | |
| 269 PRECINCT 4298 | 1530 | 836 | 54.6 % | 348 | 305 | 165 | 3 | 15 | |
| 270 PRECINCT 4299 | 1255 | 728 | 58.0 % | 321 | 255 | 145 | 1 | 6 | |
| 271 PRECINCT 4307 | 1511 | 888 | 58.7 % | 412 | 284 | 182 | 3 | 7 | |
| 272 PRECINCT 4309 | 1036 | 730 | 70.4 % | 347 | 201 | 170 | 1 | 11 | |
| 273 PRECINCT 4313 | 1078 | 785 | 72.8 % | 391 | 229 | 160 | 0 | 5 | |
| 274 PRECINCT 4319 | 1419 | 1001 | 70.5 % | 539 | 277 | 177 | 1 | 7 | |
| 275 PRECINCT 4320 | 689 | 427 | 61.9 % | 186 | 163 | 72 | 1 | 5 | |
| 276 PRECINCT 4324 | 1056 | 690 | 65.3 % | 359 | 204 | 123 | 1 | 3 | |
| 277 PRECINCT 4325 | 1470 | 906 | 61.6 % | 438 | 278 | 185 | 1 | 4 | |
| 278 PRECINCT 4329 | 743 | 454 | 61.1 % | 204 | 139 | 99 | 3 | 9 | |
| 279 PRECINCT 4330 | 901 | 499 | 55.3 % | 229 | 168 | 91 | 0 | 11 | |
| 280 PRECINCT 4333 | 1395 | 911 | 65.3 % | 437 | 301 | 168 | 1 | 4 | |
| 281 PRECINCT 4337 | 1561 | 902 | 57.7 % | 423 | 321 | 147 | 0 | 11 | |
| 282 PRECINCT 4338 | 1083 | 644 | 59.4 % | 300 | 224 | 116 | 1 | 3 | |
| 283 PRECINCT 4339 | 1449 | 797 | 55.0 % | 325 | 306 | 150 | 1 | 15 | |
| 284 PRECINCT 4340 | 1139 | 655 | 57.5 % | 305 | 220 | 118 | 0 | 12 | |
| 285 PRECINCT 4341 | 1053 | 679 | 64.4 % | 338 | 190 | 147 | 3 | 1 | |

PORTLAND COMMISSIONER POSITION 1

| | | | | | | | |
|-----|-----|---|-----|-----|---|---|---|
| R V | V C | T | J F | G S | U | O | W |
| E D | O A | U | I R | A H | N | V | R |
| G T | T S | R | M A | I I | D | E | I |
| I E | E T | N | N | L B | E | R | T |
| S R | S | O | C | L | R | V | E |
| T S | | U | E | E | V | O | - |
| E | | T | S | Y | O | T | I |
| R | | | C | | T | E | N |
| E | | | D | | E | S | S |
| D | | | N | | S | | |
| | | | I | | | | |

All Districts

| | | | | | | | | |
|-------------------|------|-----|--------|-----|-----|-----|---|---|
| 286 PRECINCT 4342 | 1151 | 763 | 66.2 % | 237 | 414 | 102 | 2 | 8 |
| 287 PRECINCT 4343 | 732 | 509 | 69.5 % | 236 | 144 | 126 | 0 | 3 |
| 288 PRECINCT 4344 | 1278 | 817 | 63.9 % | 300 | 276 | 151 | 1 | 9 |
| 289 PRECINCT 4345 | 717 | 474 | 66.1 % | 240 | 145 | 88 | 0 | 1 |
| 290 PRECINCT 4346 | 882 | 506 | 57.3 % | 224 | 170 | 110 | 0 | 2 |
| 291 PRECINCT 4347 | 851 | 559 | 65.6 % | 279 | 170 | 105 | 0 | 5 |
| 292 PRECINCT 4348 | 1237 | 813 | 65.7 % | 376 | 247 | 181 | 1 | 8 |
| 293 PRECINCT 4349 | 1240 | 923 | 74.4 % | 352 | 463 | 101 | 3 | 4 |
| 294 PRECINCT 4350 | 1218 | 786 | 64.5 % | 346 | 267 | 172 | 0 | 1 |
| 295 PRECINCT 4351 | 1572 | 909 | 57.8 % | 447 | 268 | 184 | 1 | 9 |
| 296 PRECINCT 4352 | 1163 | 638 | 54.8 % | 304 | 198 | 127 | 2 | 7 |
| 297 PRECINCT 4353 | 860 | 550 | 63.9 % | 278 | 169 | 98 | 1 | 4 |
| 298 PRECINCT 4354 | 728 | 492 | 67.5 % | 237 | 156 | 97 | 1 | 1 |
| 299 PRECINCT 4355 | 1369 | 823 | 60.1 % | 388 | 266 | 159 | 1 | 9 |
| 300 PRECINCT 4356 | 1263 | 757 | 59.9 % | 379 | 217 | 153 | 2 | 6 |
| 301 PRECINCT 4357 | 791 | 532 | 67.2 % | 251 | 160 | 115 | 1 | 5 |
| 302 PRECINCT 4358 | 1298 | 870 | 67.0 % | 437 | 258 | 166 | 0 | 9 |
| 303 PRECINCT 4359 | 930 | 624 | 67.0 % | 289 | 214 | 113 | 1 | 7 |
| 304 PRECINCT 4360 | 1073 | 638 | 59.4 % | 272 | 226 | 131 | 0 | 9 |
| 305 PRECINCT 4361 | 1003 | 644 | 64.2 % | 310 | 206 | 125 | 0 | 3 |


| | | | | | | | | |
|---------------|--------|--------|--------|-------|-------|-------|-----|------|
| All Districts | 330036 | 220984 | 66.9 % | 97164 | 88065 | 33996 | 372 | 1387 |
|---------------|--------|--------|--------|-------|-------|-------|-----|------|

| | | | | | | | | |
|-------------|--------|--------|--------|-------|-------|-------|-----|------|
| RACE TOTALS | 330036 | 220984 | 66.9 % | 97164 | 88065 | 33996 | 372 | 1387 |
|-------------|--------|--------|--------|-------|-------|-------|-----|------|

Certificate

I certify that the votes recorded on this abstract correctly summarize the tally of votes cast at the election indicated. *Vicki K. Ervin*


Vicki K. Ervin, Director of Elections
Multnomah County, Oregon




**** OFFICIAL STATEMENT OF VOTES CAST FOR THE GENERAL ELECTION ON NOVEMBER 5, 1996 ****
 PORTLAND CITY COMMISSIONER - POSITION 1

Page Number 98.048.001

| | REGIST TERED VOTERS | TURN OUT | TURN OUT PERCENT AGE | GA IL SH IB LE C I T Y | JI M FR AN CE SC ON I C I T Y |
|---------------------|---------------------------|-------------|-------------------------------|--|--|
| 190 GARDEN HOME REC | 300 | 203 | 67.6% | 57 | 76 |
| 191 VBM | 73 | 46 | 63.0% | 21 | 16 |
| 197 MONTCLAIR SCH | 138 | 100 | 72.4% | 38 | 32 |
| 209 VBM | 79 | 63 | 79.7% | 21 | 23 |
| 236 VBM | 33 | 30 | *****% | 12 | 7 |
| **** TOTALS **** | 623 | 446 | 71.5% | 149 | 154 |





OFFICIAL CANVASS WITH OVER AND UNDER VOTES **

CLACKAMAS COUNTY
GENERAL ELECTION
NOVEMBER 5, 1996

I, JOHN KAUFFMAN, COUNTY CLERK, CERTIFY THAT THE VOTES * BY *
* RECORDED ON THIS ABSTRACT CORRECTLY SUMMARIZE THE *
* RESULT OF VOTES CAST AT THE ELECTION INDICATED. *

***** DATE OF ABSTRACT : *
***** * November 22, 1996 *****

John Kauffman

CITY OF PORTLAND (JT) MAYOR FOUR YEAR TERM
A -- VERA KATZ

CITY OF PORTLAND (JT) COMMISSIONER POSITION 1 FOUR YEAR TERM
B -- GAIL SHIBLEY
C -- JIM FRANCESCONI

| Precinct | A | under | total | B | C | over | under | total |
|----------|-----|-------|-------|----|-----|------|-------|-------|
| 0090 | 0 | 0 | 0 | 0 | 0 | 0 | 0 | 0 |
| 0091 | 88 | 28 | 116 | 35 | 64 | 0 | 17 | 116 |
| 0092 | 63 | 29 | 92 | 27 | 44 | 0 | 21 | 92 |
| 0093 | 62 | 75 | 137 | 25 | 59 | 2 | 51 | 137 |
| 0094 | 7 | 3 | 10 | 3 | 2 | 0 | 5 | 10 |
| 0095 | 0 | 4 | 4 | 1 | 0 | 0 | 3 | 4 |
| TOTAL | 220 | 139 | 359 | 91 | 169 | 2 | 97 | 359 |



PORTLAND MAYOR

| | | | | | | | |
|---|---|---|---|---|---|---|---|
| R | V | V | T | V | U | D | W |
| E | O | C | | K | | V | R |
| G | A | | U | E | N | E | I |
| I | T | T | R | R | D | R | T |
| E | S | E | N | A | E | R | E |
| S | | T | O | Z | R | V | - |
| T | | | U | | V | O | I |
| E | | | T | | O | T | N |
| R | | | | | T | E | S |
| E | | | | | E | | |
| D | | | | | S | | |

All Districts

| | | | | | | | |
|-------------------|------|------|--------|-----|-----|---|----|
| 001 PRECINCT 0102 | 1183 | 918 | 77.5 % | 639 | 245 | 1 | 33 |
| 002 PRECINCT 0103 | 14 | 9 | 64.2 % | 6 | 2 | 0 | 1 |
| 003 PRECINCT 0104 | 10 | 7 | 70.0 % | 4 | 2 | 0 | 1 |
| 010 PRECINCT 0300 | 35 | 21 | 60.0 % | 8 | 11 | 0 | 2 |
| 011 PRECINCT 0332 | 241 | 102 | 42.3 % | 55 | 34 | 1 | 12 |
| 012 PRECINCT 0424 | 76 | 62 | 81.5 % | 46 | 16 | 0 | 0 |
| 013 PRECINCT 0432 | 250 | 122 | 48.8 % | 68 | 46 | 0 | 8 |
| 014 PRECINCT 0433 | 245 | 143 | 58.3 % | 105 | 32 | 0 | 6 |
| 027 PRECINCT 1001 | 536 | 409 | 76.3 % | 261 | 128 | 0 | 20 |
| 028 PRECINCT 1002 | 222 | 160 | 72.0 % | 103 | 46 | 0 | 11 |
| 029 PRECINCT 1013 | 1576 | 1125 | 71.3 % | 823 | 255 | 0 | 47 |
| 030 PRECINCT 1017 | 775 | 625 | 80.6 % | 452 | 146 | 0 | 27 |
| 031 PRECINCT 1019 | 1440 | 1189 | 82.5 % | 809 | 334 | 0 | 46 |
| 032 PRECINCT 1025 | 1251 | 805 | 64.3 % | 601 | 180 | 1 | 23 |
| 033 PRECINCT 1028 | 1001 | 603 | 60.2 % | 440 | 138 | 0 | 25 |
| 034 PRECINCT 1031 | 1307 | 916 | 70.0 % | 672 | 209 | 1 | 34 |
| 035 PRECINCT 1043 | 1381 | 836 | 60.5 % | 644 | 164 | 0 | 28 |
| 036 PRECINCT 1045 | 269 | 223 | 82.9 % | 157 | 63 | 0 | 3 |
| 037 PRECINCT 1049 | 1572 | 951 | 60.4 % | 725 | 190 | 1 | 35 |
| 038 PRECINCT 1053 | 1359 | 620 | 45.6 % | 461 | 128 | 0 | 31 |
| 039 PRECINCT 1101 | 550 | 458 | 83.2 % | 337 | 118 | 0 | 3 |
| 040 PRECINCT 1103 | 992 | 710 | 71.5 % | 536 | 158 | 1 | 15 |
| 041 PRECINCT 1117 | 526 | 399 | 75.8 % | 309 | 84 | 0 | 6 |
| 042 PRECINCT 1118 | 1734 | 1012 | 58.3 % | 739 | 219 | 3 | 51 |
| 043 PRECINCT 1143 | 1050 | 856 | 81.5 % | 605 | 227 | 0 | 24 |
| 044 PRECINCT 1155 | 522 | 334 | 63.9 % | 229 | 87 | 0 | 18 |
| 045 PRECINCT 1156 | 1482 | 1201 | 81.0 % | 873 | 287 | 0 | 41 |
| 046 PRECINCT 1160 | 763 | 544 | 71.2 % | 424 | 108 | 0 | 12 |
| 047 PRECINCT 1164 | 450 | 365 | 81.1 % | 244 | 110 | 0 | 11 |
| 048 PRECINCT 1170 | 1072 | 870 | 81.1 % | 587 | 253 | 0 | 30 |
| 049 PRECINCT 1173 | 1414 | 1180 | 83.4 % | 808 | 336 | 0 | 36 |
| 050 PRECINCT 1177 | 751 | 490 | 65.2 % | 333 | 142 | 0 | 15 |
| 051 PRECINCT 1179 | 647 | 471 | 72.7 % | 337 | 117 | 0 | 17 |
| 052 PRECINCT 1183 | 1439 | 890 | 61.8 % | 644 | 282 | 2 | 42 |
| 053 PRECINCT 1186 | 1514 | 1209 | 79.8 % | 830 | 339 | 1 | 39 |
| 054 PRECINCT 1189 | 1567 | 1129 | 72.0 % | 810 | 277 | 1 | 41 |
| 055 PRECINCT 1200 | 1705 | 1254 | 73.5 % | 877 | 327 | 1 | 49 |
| 056 PRECINCT 1205 | 1416 | 958 | 67.6 % | 666 | 245 | 2 | 45 |
| 057 PRECINCT 1206 | 1530 | 1041 | 68.0 % | 708 | 274 | 0 | 59 |
| 058 PRECINCT 1211 | 858 | 647 | 75.4 % | 474 | 154 | 0 | 19 |
| 059 PRECINCT 1213 | 948 | 629 | 66.3 % | 482 | 207 | 0 | 20 |
| 060 PRECINCT 1215 | 1532 | 1165 | 76.0 % | 798 | 321 | 0 | 46 |
| 061 PRECINCT 1220 | 1419 | 952 | 67.0 % | 667 | 242 | 2 | 41 |
| 062 PRECINCT 1222 | 1387 | 1076 | 77.5 % | 710 | 321 | 0 | 45 |

PORTLAND MAYOR

| | | | | | | |
|-----|-----|---|-----|---|---|---|
| R V | V C | T | V K | U | O | W |
| E O | O A | U | E A | N | V | R |
| G T | T S | R | R T | D | E | I |
| I E | E T | N | A Z | E | R | T |
| S R | S | O | | R | V | E |
| T S | | U | | V | O | - |
| E | | T | | O | T | I |
| R | | | | T | E | N |
| E | | | | E | S | S |
| D | | | | S | | |

All Districts

| | | | | | | | |
|-------------------|------|------|--------|-----|-----|---|----|
| 063 PRECINCT 1223 | 956 | 789 | 82.5 % | 537 | 230 | 1 | 21 |
| 064 PRECINCT 1224 | 1488 | 1186 | 79.7 % | 797 | 347 | 0 | 42 |
| 065 PRECINCT 1225 | 1044 | 768 | 73.5 % | 551 | 191 | 1 | 25 |
| 066 PRECINCT 1226 | 1208 | 938 | 77.6 % | 657 | 246 | 1 | 34 |
| 067 PRECINCT 1229 | 1156 | 866 | 74.9 % | 594 | 235 | 0 | 37 |
| 068 PRECINCT 1230 | 1452 | 1051 | 72.3 % | 716 | 299 | 0 | 36 |
| 069 PRECINCT 1232 | 1422 | 1089 | 76.5 % | 742 | 311 | 0 | 36 |
| 070 PRECINCT 1233 | 1226 | 967 | 78.8 % | 641 | 293 | 0 | 33 |
| 071 PRECINCT 1236 | 943 | 707 | 74.9 % | 468 | 205 | 0 | 34 |
| 072 PRECINCT 1238 | 1340 | 818 | 61.0 % | 543 | 235 | 1 | 39 |
| 073 PRECINCT 1240 | 781 | 637 | 81.5 % | 455 | 161 | 0 | 21 |
| 074 PRECINCT 1244 | 1415 | 1038 | 73.3 % | 714 | 288 | 1 | 35 |
| 075 PRECINCT 1245 | 1574 | 1152 | 73.1 % | 802 | 287 | 2 | 61 |
| 076 PRECINCT 1246 | 893 | 729 | 81.6 % | 484 | 214 | 0 | 31 |
| 077 PRECINCT 1248 | 1092 | 870 | 79.6 % | 590 | 256 | 1 | 23 |
| 078 PRECINCT 1250 | 1012 | 750 | 74.1 % | 490 | 217 | 0 | 43 |
| 079 PRECINCT 1252 | 689 | 523 | 75.9 % | 353 | 150 | 0 | 20 |
| 080 PRECINCT 1253 | 610 | 504 | 82.6 % | 302 | 174 | 1 | 27 |
| 081 PRECINCT 1254 | 664 | 496 | 74.6 % | 333 | 140 | 0 | 23 |
| 082 PRECINCT 1255 | 708 | 588 | 83.0 % | 385 | 181 | 0 | 22 |
| 083 PRECINCT 1305 | 1222 | 580 | 47.4 % | 409 | 132 | 0 | 39 |
| 084 PRECINCT 1308 | 945 | 476 | 50.3 % | 361 | 92 | 1 | 22 |
| 085 PRECINCT 1313 | 1636 | 1074 | 65.6 % | 801 | 221 | 1 | 51 |
| 086 PRECINCT 1315 | 1369 | 1009 | 73.7 % | 725 | 252 | 1 | 31 |
| 087 PRECINCT 1320 | 706 | 367 | 51.9 % | 264 | 86 | 0 | 17 |
| 097 PRECINCT 2002 | 1249 | 696 | 55.7 % | 482 | 160 | 1 | 53 |
| 098 PRECINCT 2005 | 1669 | 929 | 55.6 % | 633 | 219 | 0 | 77 |
| 099 PRECINCT 2015 | 1590 | 1006 | 63.2 % | 681 | 241 | 0 | 84 |
| 100 PRECINCT 2018 | 1443 | 867 | 60.0 % | 590 | 222 | 2 | 53 |
| 101 PRECINCT 2023 | 1568 | 908 | 57.9 % | 640 | 199 | 2 | 67 |
| 102 PRECINCT 2026 | 1531 | 627 | 40.9 % | 473 | 119 | 1 | 34 |
| 103 PRECINCT 2027 | 1249 | 743 | 59.4 % | 539 | 156 | 1 | 47 |
| 104 PRECINCT 2029 | 1606 | 949 | 59.0 % | 669 | 216 | 0 | 64 |
| 105 PRECINCT 2034 | 703 | 449 | 63.8 % | 314 | 104 | 0 | 31 |
| 106 PRECINCT 2043 | 1515 | 883 | 58.2 % | 613 | 207 | 0 | 63 |
| 107 PRECINCT 2049 | 1212 | 785 | 64.7 % | 555 | 184 | 0 | 46 |
| 108 PRECINCT 2051 | 1404 | 1032 | 73.5 % | 683 | 283 | 1 | 65 |
| 109 PRECINCT 2061 | 1477 | 1001 | 67.7 % | 725 | 233 | 0 | 43 |
| 110 PRECINCT 2077 | 1392 | 980 | 70.4 % | 684 | 239 | 1 | 56 |
| 111 PRECINCT 2083 | 565 | 298 | 52.7 % | 216 | 67 | 2 | 13 |
| 112 PRECINCT 2086 | 1280 | 763 | 59.6 % | 573 | 147 | 3 | 40 |
| 113 PRECINCT 2099 | 1711 | 750 | 43.8 % | 602 | 119 | 2 | 27 |
| 114 PRECINCT 2100 | 1405 | 982 | 69.8 % | 683 | 245 | 0 | 54 |
| 115 PRECINCT 2109 | 1612 | 978 | 60.6 % | 727 | 200 | 0 | 51 |

PORTLAND MAYOR

| | | | | | | |
|-----|-----|---|-----|---|---|---|
| R V | V C | T | V K | U | D | W |
| E D | O A | U | E A | N | V | R |
| G T | T S | R | R T | D | E | I |
| I E | E T | N | A Z | E | R | T |
| S R | S | O | | R | V | E |
| T S | | U | | V | O | - |
| E | | T | | O | T | I |
| R | | | | T | E | N |
| E | | | | E | S | S |
| D | | | | S | | |

All Districts

| | | | | | | | |
|-------------------|------|------|--------|-----|-----|---|----|
| 116 PRECINCT 2114 | 1481 | 935 | 63.1 % | 650 | 229 | 1 | 55 |
| 117 PRECINCT 2118 | 1597 | 877 | 54.9 % | 647 | 201 | 1 | 28 |
| 118 PRECINCT 2139 | 1459 | 646 | 44.2 % | 502 | 109 | 0 | 35 |
| 119 PRECINCT 2142 | 1063 | 793 | 74.6 % | 577 | 182 | 0 | 34 |
| 120 PRECINCT 2143 | 848 | 545 | 64.2 % | 398 | 124 | 0 | 23 |
| 121 PRECINCT 2144 | 841 | 559 | 66.4 % | 408 | 128 | 0 | 23 |
| 122 PRECINCT 2145 | 1078 | 640 | 59.3 % | 447 | 156 | 0 | 37 |
| 123 PRECINCT 3000 | 1045 | 649 | 62.1 % | 470 | 137 | 0 | 42 |
| 124 PRECINCT 3001 | 1364 | 785 | 57.5 % | 567 | 168 | 1 | 49 |
| 125 PRECINCT 3002 | 1399 | 886 | 63.3 % | 613 | 224 | 0 | 49 |
| 126 PRECINCT 3004 | 1557 | 781 | 50.1 % | 597 | 156 | 0 | 28 |
| 127 PRECINCT 3008 | 1383 | 864 | 62.4 % | 692 | 136 | 1 | 35 |
| 128 PRECINCT 3021 | 1465 | 884 | 60.3 % | 658 | 172 | 2 | 52 |
| 129 PRECINCT 3026 | 1497 | 720 | 48.0 % | 558 | 134 | 0 | 28 |
| 130 PRECINCT 3027 | 1478 | 759 | 51.3 % | 606 | 127 | 2 | 24 |
| 131 PRECINCT 3032 | 1455 | 900 | 61.8 % | 684 | 174 | 0 | 42 |
| 132 PRECINCT 3039 | 1101 | 593 | 53.8 % | 459 | 100 | 0 | 34 |
| 133 PRECINCT 3042 | 1698 | 717 | 42.2 % | 569 | 110 | 1 | 37 |
| 134 PRECINCT 3052 | 1327 | 992 | 74.7 % | 764 | 184 | 1 | 43 |
| 135 PRECINCT 3058 | 1458 | 850 | 58.2 % | 622 | 178 | 1 | 49 |
| 136 PRECINCT 3071 | 1262 | 607 | 48.0 % | 490 | 90 | 1 | 26 |
| 137 PRECINCT 3073 | 1638 | 832 | 50.7 % | 639 | 148 | 4 | 41 |
| 138 PRECINCT 3080 | 1271 | 1011 | 79.5 % | 737 | 237 | 1 | 36 |
| 139 PRECINCT 3086 | 1511 | 1007 | 66.6 % | 718 | 236 | 2 | 51 |
| 140 PRECINCT 3090 | 1067 | 845 | 79.1 % | 620 | 190 | 3 | 32 |
| 141 PRECINCT 3097 | 1484 | 1015 | 68.3 % | 770 | 191 | 1 | 53 |
| 142 PRECINCT 3109 | 1399 | 1157 | 82.7 % | 905 | 216 | 2 | 34 |
| 143 PRECINCT 3113 | 1464 | 1209 | 82.5 % | 887 | 284 | 2 | 36 |
| 144 PRECINCT 3122 | 1179 | 909 | 77.0 % | 683 | 195 | 0 | 31 |
| 145 PRECINCT 3126 | 735 | 563 | 76.5 % | 407 | 132 | 0 | 24 |
| 146 PRECINCT 3128 | 1541 | 1193 | 77.4 % | 889 | 255 | 3 | 46 |
| 147 PRECINCT 3135 | 990 | 810 | 81.8 % | 598 | 193 | 0 | 19 |
| 148 PRECINCT 3138 | 1243 | 1014 | 81.5 % | 728 | 264 | 1 | 21 |
| 149 PRECINCT 3144 | 1440 | 1144 | 79.4 % | 843 | 255 | 0 | 46 |
| 150 PRECINCT 3151 | 1349 | 951 | 70.4 % | 748 | 166 | 0 | 37 |
| 151 PRECINCT 3155 | 1030 | 514 | 49.9 % | 386 | 98 | 1 | 29 |
| 152 PRECINCT 3156 | 1247 | 922 | 73.9 % | 646 | 230 | 0 | 46 |
| 153 PRECINCT 3160 | 1385 | 922 | 66.5 % | 621 | 240 | 2 | 59 |
| 154 PRECINCT 3163 | 1175 | 831 | 70.7 % | 520 | 262 | 0 | 49 |
| 155 PRECINCT 3174 | 1067 | 818 | 76.6 % | 584 | 193 | 0 | 41 |
| 156 PRECINCT 3177 | 1400 | 1073 | 76.6 % | 773 | 249 | 0 | 51 |
| 157 PRECINCT 3185 | 756 | 567 | 75.0 % | 364 | 179 | 1 | 23 |
| 158 PRECINCT 3186 | 1357 | 929 | 68.4 % | 656 | 225 | 0 | 48 |
| 159 PRECINCT 3193 | 1331 | 1014 | 76.1 % | 754 | 221 | 0 | 39 |

PORTLAND MAYOR

| | | | | | | |
|-----|-----|---|-----|---|---|---|
| R V | V C | T | V K | U | O | W |
| E O | D A | U | E A | N | V | R |
| G T | T S | R | R T | D | E | I |
| I E | E T | N | A Z | E | R | T |
| S R | S | O | | R | V | E |
| T S | | U | | V | O | - |
| E | | T | | O | T | I |
| R | | | | T | E | N |
| E | | | | E | S | S |
| D | | | | S | | |

All Districts

| | | | | | | | |
|-------------------|------|------|--------|-----|-----|---|----|
| 160 PRECINCT 3196 | 1236 | 928 | 75.0 % | 713 | 181 | 2 | 32 |
| 161 PRECINCT 3205 | 1349 | 1001 | 74.2 % | 740 | 210 | 2 | 49 |
| 162 PRECINCT 3212 | 1519 | 1069 | 70.3 % | 800 | 238 | 1 | 30 |
| 163 PRECINCT 3217 | 615 | 449 | 73.0 % | 313 | 122 | 0 | 14 |
| 164 PRECINCT 3219 | 920 | 615 | 66.8 % | 425 | 152 | 0 | 38 |
| 165 PRECINCT 3223 | 1050 | 689 | 65.6 % | 479 | 166 | 2 | 42 |
| 166 PRECINCT 3228 | 1205 | 816 | 67.7 % | 566 | 202 | 0 | 48 |
| 167 PRECINCT 3233 | 889 | 606 | 68.1 % | 383 | 184 | 0 | 39 |
| 168 PRECINCT 3234 | 948 | 614 | 64.7 % | 366 | 206 | 0 | 42 |
| 169 PRECINCT 3240 | 1510 | 997 | 66.0 % | 698 | 245 | 0 | 54 |
| 170 PRECINCT 3248 | 1557 | 1105 | 70.9 % | 794 | 260 | 0 | 51 |
| 171 PRECINCT 3253 | 1353 | 898 | 66.3 % | 689 | 173 | 0 | 36 |
| 172 PRECINCT 3258 | 1279 | 982 | 76.7 % | 715 | 228 | 0 | 39 |
| 173 PRECINCT 3259 | 1190 | 868 | 72.9 % | 684 | 145 | 3 | 36 |
| 174 PRECINCT 3263 | 1099 | 831 | 75.6 % | 628 | 177 | 0 | 26 |
| 175 PRECINCT 3268 | 759 | 443 | 58.3 % | 314 | 106 | 1 | 22 |
| 176 PRECINCT 3273 | 694 | 380 | 54.7 % | 279 | 76 | 0 | 25 |
| 177 PRECINCT 3274 | 972 | 651 | 66.9 % | 468 | 139 | 0 | 44 |
| 178 PRECINCT 3283 | 1280 | 785 | 61.3 % | 564 | 174 | 1 | 46 |
| 179 PRECINCT 3284 | 958 | 734 | 76.6 % | 552 | 153 | 0 | 29 |
| 180 PRECINCT 3286 | 1371 | 1101 | 80.3 % | 791 | 268 | 1 | 41 |
| 181 PRECINCT 3290 | 1016 | 830 | 81.6 % | 613 | 193 | 0 | 24 |
| 182 PRECINCT 3292 | 879 | 681 | 77.4 % | 504 | 161 | 0 | 16 |
| 183 PRECINCT 3297 | 1328 | 762 | 57.3 % | 555 | 171 | 0 | 36 |
| 184 PRECINCT 3299 | 1068 | 618 | 57.8 % | 415 | 166 | 0 | 37 |
| 185 PRECINCT 3306 | 1309 | 962 | 73.4 % | 646 | 265 | 0 | 51 |
| 186 PRECINCT 3307 | 1330 | 888 | 66.7 % | 620 | 224 | 1 | 43 |
| 187 PRECINCT 3308 | 1049 | 833 | 79.4 % | 563 | 242 | 3 | 25 |
| 188 PRECINCT 3309 | 1382 | 1198 | 86.6 % | 905 | 267 | 2 | 24 |
| 189 PRECINCT 3310 | 1270 | 840 | 66.1 % | 537 | 242 | 2 | 59 |
| 190 PRECINCT 3311 | 1485 | 1044 | 70.3 % | 672 | 296 | 0 | 76 |
| 191 PRECINCT 3312 | 1264 | 854 | 67.5 % | 589 | 212 | 1 | 52 |
| 192 PRECINCT 3314 | 858 | 598 | 69.6 % | 435 | 139 | 0 | 24 |
| 193 PRECINCT 3315 | 1414 | 796 | 56.2 % | 558 | 185 | 1 | 52 |
| 194 PRECINCT 3322 | 1599 | 1144 | 71.5 % | 787 | 317 | 1 | 39 |
| 195 PRECINCT 3323 | 1081 | 835 | 77.2 % | 532 | 254 | 0 | 49 |
| 196 PRECINCT 3324 | 1282 | 931 | 72.6 % | 587 | 283 | 0 | 61 |
| 197 PRECINCT 3326 | 761 | 388 | 50.9 % | 269 | 97 | 1 | 21 |
| 198 PRECINCT 3327 | 896 | 578 | 64.5 % | 414 | 134 | 1 | 29 |
| 199 PRECINCT 3328 | 1407 | 909 | 64.6 % | 582 | 263 | 0 | 64 |
| 200 PRECINCT 3329 | 856 | 690 | 80.6 % | 435 | 214 | 1 | 40 |
| 201 PRECINCT 3330 | 1364 | 842 | 61.7 % | 551 | 241 | 2 | 48 |
| 202 PRECINCT 3332 | 1304 | 936 | 71.7 % | 600 | 291 | 0 | 45 |
| 203 PRECINCT 3336 | 910 | 612 | 67.2 % | 418 | 158 | 0 | 36 |

PORTLAND MAYOR

| | | | | | | | |
|---|---|---|---|---|---|---|---|
| R | V | V | T | V | U | D | W |
| E | C | O | U | K | N | V | R |
| G | A | A | R | E | D | E | I |
| I | T | T | R | A | E | R | T |
| S | S | S | N | Z | R | V | E |
| R | | | O | | R | O | - |
| T | | | U | | V | O | I |
| E | | | T | | O | T | N |
| R | | | | | T | E | S |
| E | | | | | E | S | |
| D | | | | | S | | |

All Districts

| | | | | | | | |
|-------------------|------|------|--------|-----|-----|---|----|
| 204 PRECINCT 3337 | 1060 | 663 | 62.5 % | 444 | 184 | 0 | 35 |
| 205 PRECINCT 3338 | 1187 | 763 | 64.2 % | 564 | 169 | 2 | 28 |
| 206 PRECINCT 3339 | 1246 | 860 | 69.0 % | 574 | 160 | 0 | 26 |
| 207 PRECINCT 4005 | 1332 | 837 | 62.8 % | 606 | 169 | 1 | 61 |
| 208 PRECINCT 4009 | 1291 | 866 | 67.0 % | 624 | 199 | 1 | 42 |
| 209 PRECINCT 4022 | 1607 | 858 | 53.3 % | 595 | 196 | 0 | 67 |
| 210 PRECINCT 4026 | 1513 | 944 | 62.3 % | 659 | 226 | 1 | 58 |
| 211 PRECINCT 4027 | 1362 | 929 | 68.2 % | 702 | 176 | 0 | 51 |
| 212 PRECINCT 4033 | 1427 | 964 | 67.5 % | 689 | 230 | 0 | 45 |
| 213 PRECINCT 4041 | 1171 | 861 | 73.5 % | 577 | 226 | 1 | 57 |
| 214 PRECINCT 4044 | 1050 | 786 | 74.8 % | 582 | 178 | 0 | 26 |
| 215 PRECINCT 4048 | 1195 | 858 | 71.7 % | 609 | 211 | 0 | 38 |
| 216 PRECINCT 4049 | 1332 | 850 | 63.8 % | 598 | 199 | 0 | 53 |
| 217 PRECINCT 4064 | 1161 | 819 | 70.5 % | 574 | 204 | 1 | 40 |
| 218 PRECINCT 4065 | 1662 | 1161 | 69.8 % | 856 | 251 | 2 | 52 |
| 219 PRECINCT 4068 | 1144 | 724 | 63.2 % | 487 | 183 | 1 | 53 |
| 220 PRECINCT 4085 | 1511 | 1143 | 75.6 % | 787 | 298 | 0 | 58 |
| 221 PRECINCT 4092 | 1353 | 901 | 66.5 % | 576 | 271 | 0 | 54 |
| 222 PRECINCT 4106 | 799 | 536 | 67.0 % | 393 | 124 | 0 | 19 |
| 223 PRECINCT 4107 | 1040 | 757 | 72.7 % | 541 | 176 | 0 | 40 |
| 224 PRECINCT 4111 | 1055 | 803 | 76.1 % | 551 | 220 | 1 | 31 |
| 225 PRECINCT 4114 | 1225 | 971 | 79.2 % | 670 | 260 | 1 | 40 |
| 226 PRECINCT 4117 | 1446 | 983 | 67.9 % | 684 | 258 | 1 | 40 |
| 227 PRECINCT 4118 | 1267 | 949 | 74.9 % | 682 | 222 | 0 | 45 |
| 228 PRECINCT 4125 | 1423 | 904 | 63.5 % | 614 | 215 | 2 | 73 |
| 229 PRECINCT 4128 | 1484 | 869 | 58.5 % | 604 | 208 | 1 | 56 |
| 230 PRECINCT 4131 | 1586 | 1092 | 68.8 % | 782 | 260 | 0 | 50 |
| 231 PRECINCT 4132 | 1399 | 1033 | 73.8 % | 747 | 236 | 0 | 50 |
| 232 PRECINCT 4143 | 1420 | 1020 | 71.8 % | 720 | 258 | 0 | 42 |
| 233 PRECINCT 4147 | 1315 | 924 | 70.2 % | 671 | 211 | 0 | 42 |
| 234 PRECINCT 4152 | 1489 | 1075 | 72.1 % | 782 | 236 | 2 | 55 |
| 235 PRECINCT 4155 | 1418 | 946 | 66.7 % | 670 | 235 | 0 | 41 |
| 236 PRECINCT 4156 | 1387 | 897 | 64.6 % | 639 | 195 | 0 | 63 |
| 237 PRECINCT 4167 | 1482 | 893 | 60.2 % | 628 | 216 | 1 | 48 |
| 238 PRECINCT 4176 | 1156 | 700 | 60.5 % | 481 | 176 | 1 | 42 |
| 239 PRECINCT 4178 | 1465 | 908 | 61.9 % | 647 | 205 | 3 | 53 |
| 240 PRECINCT 4185 | 1550 | 929 | 59.9 % | 596 | 259 | 0 | 74 |
| 241 PRECINCT 4190 | 925 | 564 | 60.9 % | 403 | 124 | 1 | 36 |
| 242 PRECINCT 4196 | 1465 | 788 | 53.7 % | 529 | 209 | 2 | 48 |
| 243 PRECINCT 4202 | 1556 | 1031 | 66.2 % | 686 | 271 | 1 | 73 |
| 244 PRECINCT 4208 | 1478 | 905 | 61.2 % | 622 | 221 | 0 | 62 |
| 245 PRECINCT 4216 | 1633 | 921 | 56.3 % | 637 | 219 | 1 | 64 |
| 246 PRECINCT 4221 | 1421 | 887 | 62.4 % | 620 | 211 | 2 | 54 |
| 247 PRECINCT 4223 | 1198 | 797 | 66.5 % | 565 | 191 | 1 | 40 |

PORTLAND MAYOR

| | | | | | | |
|-----|-----|---|-----|---|---|---|
| R V | V C | T | V K | U | O | W |
| E D | D A | U | E A | N | V | R |
| G T | T S | R | R T | D | E | I |
| I E | E T | N | A Z | E | R | T |
| S R | S | O | | R | V | E |
| T S | | U | | V | O | - |
| E | | T | | O | T | I |
| R | | | | T | E | N |
| E | | | | E | S | S |
| D | | | | S | | |

All Districts

| | | | | | | | |
|-------------------|------|------|--------|-----|-----|---|----|
| 248 PRECINCT 4228 | 1345 | 829 | 61.6 % | 594 | 180 | 1 | 54 |
| 249 PRECINCT 4231 | 602 | 419 | 69.6 % | 299 | 96 | 0 | 24 |
| 250 PRECINCT 4236 | 1117 | 674 | 60.3 % | 473 | 155 | 2 | 44 |
| 251 PRECINCT 4240 | 855 | 566 | 66.1 % | 406 | 126 | 0 | 34 |
| 252 PRECINCT 4242 | 1533 | 1045 | 68.1 % | 726 | 256 | 1 | 62 |
| 253 PRECINCT 4243 | 1272 | 820 | 64.4 % | 604 | 185 | 1 | 30 |
| 254 PRECINCT 4244 | 968 | 751 | 77.5 % | 534 | 192 | 1 | 24 |
| 255 PRECINCT 4246 | 1145 | 796 | 69.5 % | 562 | 188 | 1 | 45 |
| 256 PRECINCT 4248 | 1463 | 918 | 62.7 % | 657 | 205 | 0 | 56 |
| 257 PRECINCT 4250 | 1351 | 998 | 73.8 % | 732 | 223 | 0 | 43 |
| 258 PRECINCT 4254 | 1031 | 798 | 77.4 % | 533 | 242 | 0 | 23 |
| 259 PRECINCT 4259 | 1573 | 1211 | 76.9 % | 902 | 265 | 0 | 44 |
| 260 PRECINCT 4264 | 1518 | 1109 | 73.0 % | 807 | 261 | 0 | 41 |
| 261 PRECINCT 4271 | 1067 | 847 | 79.3 % | 615 | 208 | 0 | 24 |
| 262 PRECINCT 4278 | 1458 | 1011 | 69.3 % | 686 | 274 | 0 | 51 |
| 263 PRECINCT 4279 | 1384 | 937 | 67.7 % | 655 | 242 | 0 | 40 |
| 264 PRECINCT 4282 | 1463 | 1210 | 82.7 % | 877 | 299 | 0 | 34 |
| 265 PRECINCT 4285 | 1611 | 1049 | 65.1 % | 713 | 284 | 0 | 52 |
| 266 PRECINCT 4295 | 1601 | 1087 | 67.8 % | 804 | 228 | 0 | 55 |
| 267 PRECINCT 4296 | 216 | 153 | 70.8 % | 107 | 34 | 1 | 11 |
| 268 PRECINCT 4297 | 1530 | 881 | 57.5 % | 605 | 211 | 0 | 65 |
| 269 PRECINCT 4298 | 1530 | 836 | 54.6 % | 548 | 215 | 1 | 72 |
| 270 PRECINCT 4299 | 1255 | 728 | 58.0 % | 496 | 187 | 1 | 44 |
| 271 PRECINCT 4307 | 1511 | 888 | 58.7 % | 588 | 237 | 1 | 62 |
| 272 PRECINCT 4309 | 1036 | 730 | 70.4 % | 457 | 227 | 0 | 46 |
| 273 PRECINCT 4313 | 1078 | 785 | 72.8 % | 480 | 243 | 1 | 61 |
| 274 PRECINCT 4319 | 1419 | 1001 | 70.5 % | 658 | 295 | 0 | 48 |
| 275 PRECINCT 4320 | 689 | 427 | 61.9 % | 296 | 101 | 1 | 29 |
| 276 PRECINCT 4324 | 1056 | 690 | 65.3 % | 466 | 100 | 0 | 44 |
| 277 PRECINCT 4325 | 1470 | 906 | 61.6 % | 584 | 265 | 0 | 57 |
| 278 PRECINCT 4329 | 743 | 454 | 61.1 % | 284 | 136 | 1 | 33 |
| 279 PRECINCT 4330 | 901 | 499 | 55.3 % | 318 | 134 | 1 | 46 |
| 280 PRECINCT 4333 | 1395 | 911 | 65.3 % | 604 | 237 | 2 | 68 |
| 281 PRECINCT 4337 | 1561 | 902 | 57.7 % | 588 | 243 | 0 | 71 |
| 282 PRECINCT 4338 | 1083 | 644 | 59.4 % | 446 | 163 | 0 | 35 |
| 283 PRECINCT 4339 | 1449 | 797 | 55.0 % | 549 | 191 | 0 | 57 |
| 284 PRECINCT 4340 | 1139 | 655 | 57.5 % | 440 | 173 | 0 | 42 |
| 285 PRECINCT 4341 | 1053 | 679 | 64.4 % | 425 | 216 | 2 | 36 |
| 286 PRECINCT 4342 | 1151 | 763 | 66.2 % | 543 | 168 | 0 | 52 |
| 287 PRECINCT 4343 | 732 | 509 | 69.5 % | 314 | 158 | 0 | 37 |
| 288 PRECINCT 4344 | 1278 | 817 | 63.9 % | 548 | 222 | 0 | 47 |
| 289 PRECINCT 4345 | 717 | 474 | 66.1 % | 285 | 159 | 1 | 29 |
| 290 PRECINCT 4346 | 882 | 506 | 57.3 % | 376 | 112 | 0 | 18 |
| 291 PRECINCT 4347 | 851 | 559 | 65.6 % | 355 | 164 | 0 | 40 |

PORTLAND MAYOR

| | | | | | | |
|-----|-----|---|-----|---|---|---|
| R V | V C | T | V K | U | O | W |
| E O | O A | U | E A | N | V | R |
| G T | T S | R | R T | D | E | I |
| I E | E T | N | A Z | E | R | T |
| S R | S | O | | R | V | E |
| T S | | U | | V | O | - |
| E | | T | | O | T | I |
| R | | | | T | E | N |
| E | | | | E | S | S |
| D | | | | S | | |

All Districts

| | | | | | | | |
|-------------------|------|-----|--------|-----|-----|---|----|
| 292 PRECINCT 4348 | 1237 | 813 | 65.7 % | 546 | 216 | 1 | 50 |
| 293 PRECINCT 4349 | 1240 | 923 | 74.4 % | 647 | 220 | 0 | 56 |
| 294 PRECINCT 4350 | 1218 | 786 | 64.5 % | 548 | 201 | 1 | 36 |
| 295 PRECINCT 4351 | 1572 | 909 | 57.8 % | 587 | 257 | 0 | 65 |
| 296 PRECINCT 4352 | 1163 | 638 | 54.8 % | 431 | 158 | 1 | 48 |
| 297 PRECINCT 4353 | 860 | 550 | 63.9 % | 347 | 153 | 0 | 50 |
| 298 PRECINCT 4354 | 728 | 492 | 67.5 % | 317 | 146 | 0 | 29 |
| 299 PRECINCT 4355 | 1369 | 823 | 60.1 % | 538 | 226 | 0 | 59 |
| 300 PRECINCT 4356 | 1263 | 757 | 59.9 % | 481 | 211 | 0 | 65 |
| 301 PRECINCT 4357 | 791 | 532 | 67.2 % | 344 | 150 | 2 | 36 |
| 302 PRECINCT 4358 | 1298 | 870 | 67.0 % | 562 | 243 | 0 | 65 |
| 303 PRECINCT 4359 | 930 | 624 | 67.0 % | 413 | 177 | 0 | 34 |
| 304 PRECINCT 4360 | 1073 | 638 | 59.4 % | 436 | 155 | 0 | 47 |
| 305 PRECINCT 4361 | 1003 | 644 | 64.2 % | 420 | 177 | 0 | 47 |

| | | | | | | | |
|---------------|--------|--------|--------|--------|-------|-----|-------|
| All Districts | 330036 | 220984 | 66.9 % | 155547 | 54241 | 166 | 11030 |
|---------------|--------|--------|--------|--------|-------|-----|-------|

| | | | | | | | |
|-------------|--------|--------|--------|--------|-------|-----|-------|
| RACE TOTALS | 330036 | 220984 | 66.9 % | 155547 | 54241 | 166 | 11030 |
|-------------|--------|--------|--------|--------|-------|-----|-------|

Certificate

I certify that the votes recorded on this abstract correctly summarize the tally of votes cast at the election indicated.

Vicki K. Ervin

Vicki K. Ervin, Director of Elections
 Multnomah County, Oregon

MAYWOOD PARK CITY COUNCIL - Elect 3

| | | | | | | | | |
|--|---|---------------------------------|--|--|---|--|---|---|
| R E G I S T E R E D | V C O A T S E T S | T U R N O U T | B H E A R N R J R A I S M S H E I D N N | G N A I R L S H E N | D S A N V O I D G R A S S | U N D E R V O T E S | O V E R V O T E S | W R I T E - I N S |
|--|---|---------------------------------|--|--|---|--|---|---|

All Districts

306 PRECINCT 5029

| | | | | | | | | |
|-----|------|--------|-----|-----|-----|-----|---|----|
| 603 | 1449 | 80.1 % | 311 | 283 | 310 | 526 | 0 | 19 |
|-----|------|--------|-----|-----|-----|-----|---|----|

All Districts

| | | | | | | | | |
|-----|------|--------|-----|-----|-----|-----|---|----|
| 603 | 1449 | 80.1 % | 311 | 283 | 310 | 526 | 0 | 19 |
|-----|------|--------|-----|-----|-----|-----|---|----|

RACE TOTALS

| | | | | | | | | |
|-----|------|--------|-----|-----|-----|-----|---|----|
| 603 | 1449 | 80.1 % | 311 | 283 | 310 | 526 | 0 | 19 |
|-----|------|--------|-----|-----|-----|-----|---|----|

Certificate

I certify that the votes recorded on this abstract correctly summarize the tally of votes cast at the election indicated.

Vicki K. Ervin

Vicki K. Ervin, Director of Elections
 Multnomah County, Oregon

LAKE OSWEGO CITY COUNCILOR (4 YEAR) - Elect 3

| | | | | | | | | | |
|--|---|---------------------------------|--|---|---|---|--|---|---|
| R E D G I E S R T S E R E D | V C O A T S E T S | T U R N O U T | M A I N K D E E R S O N | B C O H B I Z U M | T L O O M W R E Y | K R A D R H L D E | U N D E R V O T E S | O V E R V O T E S | W R I T E - I N S |
|--|---|---------------------------------|--|---|---|---|--|---|---|

All Districts

| | | | | | | | | | | |
|-------------------|------|------|--------|-----|-----|-----|-----|------|----|----|
| 004 PRECINCT 0141 | 71 | 144 | 67.6 % | 14 | 16 | 21 | 15 | 78 | 0 | 0 |
| 008 PRECINCT 1400 | 1536 | 3090 | 67.0 % | 256 | 217 | 437 | 310 | 1849 | 6 | 15 |
| 009 PRECINCT 1402 | 508 | 1047 | 68.7 % | 84 | 116 | 166 | 135 | 534 | 6 | 6 |
| All Districts | 2115 | 4281 | 67.4 % | 354 | 349 | 624 | 460 | 2461 | 12 | 21 |
| RACE TOTALS | 2115 | 4281 | 67.4 % | 354 | 349 | 624 | 460 | 2461 | 12 | 21 |

Certificate

I certify that the votes recorded on this abstract correctly summarize the tally of votes cast at the election indicated.

Vicki K. Ervin

Vicki K. Ervin, Director of Elections
 Multnomah County, Oregon

LAKE OSWEGO MAYOR (4 YEAR)

| | | | | | | | | | |
|---|---|---|---|---|---|---|---|---|---|
| R | V | V | T | J | B | B | U | O | W |
| E | D | C | U | B | H | K | N | V | R |
| G | T | A | R | A | I | I | D | E | I |
| I | E | S | N | H | L | L | E | R | T |
| S | R | T | O | T | S | L | R | V | E |
| T | S | S | U | S | | M | V | O | - |
| E | | | T | | | E | O | T | I |
| R | | | | | | R | T | E | N |
| E | | | | | | | E | S | S |
| D | | | | | | | S | | |

All Districts

| | | | | | | | | | |
|-------------------|------|------|--------|-----|-----|-----|-----|---|----|
| 004 PRECINCT 0141 | 71 | 48 | 67.6 % | 10 | 7 | 17 | 14 | 0 | 0 |
| 008 PRECINCT 1400 | 1536 | 1030 | 67.0 % | 225 | 213 | 204 | 374 | 1 | 13 |
| 009 PRECINCT 1402 | 500 | 349 | 68.7 % | 59 | 60 | 107 | 112 | 1 | 2 |
| All Districts | 2115 | 1427 | 67.4 % | 294 | 288 | 328 | 500 | 2 | 15 |
| RACE TOTALS | 2115 | 1427 | 67.4 % | 294 | 288 | 328 | 500 | 2 | 15 |

Certificate

I certify that the votes recorded on this abstract correctly summarize the tally of votes cast at the election indicated.

Vicki K. Ervin

**Vicki K. Ervin, Director of Elections
 Multnomah County, Oregon**

GRESHAM COUNCIL, POSITION 6 (2 YEAR)

| | | | | | | | | | |
|---|---|---|---|---|---|---|---|---|---|
| R | V | V | T | J | D | C | U | O | W |
| E | O | C | U | C | W | W | N | V | R |
| G | D | A | R | U | A | O | D | E | I |
| T | A | T | R | A | V | O | E | R | T |
| I | T | S | N | A | D | N | R | R | E |
| S | E | E | N | N | I | D | E | V | - |
| R | S | T | O | I | M | I | R | O | I |
| T | S | S | U | F | D | S | V | T | N |
| E | | | T | T | A | E | O | E | S |
| R | | | | A | R | | T | | |
| E | | | | R | K | | E | | |
| D | | | | D | | | S | | |

All Districts

| | | | | | | | | | |
|-------------------|------|------|--------|-----|-----|-----|-----|---|----|
| 015 PRECINCT 0500 | 0 | 0 | 0.0 % | 0 | 0 | 0 | 0 | 0 | 0 |
| 016 PRECINCT 0503 | 0 | 0 | 0.0 % | 0 | 0 | 0 | 0 | 0 | 0 |
| 024 PRECINCT 0590 | 69 | 24 | 34.7 % | 1 | 6 | 8 | 8 | 0 | 1 |
| 025 PRECINCT 0601 | 0 | 0 | 0.0 % | 0 | 0 | 0 | 0 | 0 | 0 |
| 327 PRECINCT 5805 | 1355 | 882 | 65.0 % | 109 | 221 | 266 | 282 | 0 | 4 |
| 328 PRECINCT 5806 | 1459 | 724 | 49.6 % | 103 | 175 | 250 | 184 | 3 | 9 |
| 329 PRECINCT 5809 | 1210 | 782 | 64.6 % | 85 | 200 | 244 | 246 | 0 | 7 |
| 330 PRECINCT 5819 | 914 | 608 | 66.5 % | 64 | 165 | 187 | 189 | 1 | 2 |
| 331 PRECINCT 5820 | 1100 | 727 | 66.0 % | 73 | 214 | 200 | 236 | 0 | 4 |
| 332 PRECINCT 5823 | 1057 | 724 | 68.4 % | 62 | 279 | 177 | 203 | 1 | 2 |
| 333 PRECINCT 5824 | 1361 | 917 | 67.3 % | 89 | 312 | 228 | 282 | 1 | 5 |
| 334 PRECINCT 5825 | 1528 | 1063 | 69.5 % | 113 | 332 | 292 | 322 | 0 | 4 |
| 335 PRECINCT 5828 | 1631 | 1001 | 61.3 % | 129 | 324 | 280 | 263 | 1 | 4 |
| 336 PRECINCT 5829 | 820 | 617 | 75.2 % | 54 | 231 | 170 | 159 | 1 | 2 |
| 337 PRECINCT 5840 | 1509 | 978 | 64.8 % | 96 | 256 | 284 | 334 | 0 | 8 |
| 338 PRECINCT 5842 | 1314 | 926 | 70.4 % | 87 | 339 | 238 | 258 | 0 | 4 |
| 339 PRECINCT 5843 | 1046 | 696 | 66.5 % | 70 | 195 | 194 | 232 | 0 | 5 |
| 340 PRECINCT 5845 | 1315 | 723 | 54.9 % | 76 | 238 | 215 | 188 | 0 | 6 |
| 341 PRECINCT 5846 | 892 | 678 | 76.0 % | 79 | 229 | 189 | 179 | 0 | 2 |
| 342 PRECINCT 5850 | 676 | 413 | 61.0 % | 36 | 123 | 142 | 109 | 0 | 3 |
| 343 PRECINCT 5851 | 1267 | 817 | 64.4 % | 83 | 240 | 268 | 224 | 0 | 2 |
| 344 PRECINCT 5853 | 1332 | 899 | 67.4 % | 63 | 245 | 252 | 331 | 0 | 8 |
| 345 PRECINCT 5854 | 1005 | 618 | 61.4 % | 79 | 175 | 161 | 196 | 1 | 6 |
| 346 PRECINCT 5855 | 1570 | 1192 | 75.9 % | 96 | 362 | 314 | 409 | 0 | 11 |
| 347 PRECINCT 5857 | 1191 | 785 | 65.9 % | 78 | 250 | 222 | 226 | 1 | 8 |
| 348 PRECINCT 5858 | 1460 | 837 | 57.3 % | 101 | 229 | 251 | 250 | 1 | 5 |
| 349 PRECINCT 5859 | 979 | 534 | 54.5 % | 53 | 145 | 159 | 170 | 1 | 6 |
| 350 PRECINCT 5860 | 1157 | 805 | 69.5 % | 66 | 269 | 232 | 232 | 2 | 4 |
| 351 PRECINCT 5861 | 1473 | 1076 | 73.0 % | 113 | 378 | 277 | 302 | 1 | 5 |
| 352 PRECINCT 5864 | 1054 | 764 | 72.4 % | 76 | 226 | 222 | 232 | 2 | 6 |
| 353 PRECINCT 5865 | 1043 | 681 | 65.2 % | 73 | 222 | 195 | 188 | 1 | 2 |
| 354 PRECINCT 5866 | 1529 | 1047 | 68.4 % | 98 | 352 | 284 | 301 | 1 | 11 |
| 355 PRECINCT 5867 | 391 | 245 | 62.6 % | 23 | 61 | 71 | 90 | 0 | 0 |
| 356 PRECINCT 5868 | 1332 | 774 | 58.1 % | 79 | 195 | 226 | 269 | 0 | 5 |
| 357 PRECINCT 5869 | 992 | 645 | 65.0 % | 65 | 185 | 147 | 242 | 1 | 5 |
| 358 PRECINCT 5870 | 1177 | 674 | 57.2 % | 76 | 209 | 182 | 203 | 0 | 4 |
| 359 PRECINCT 5871 | 1312 | 733 | 55.8 % | 86 | 189 | 209 | 241 | 1 | 7 |
| 360 PRECINCT 5872 | 1006 | 525 | 52.1 % | 69 | 147 | 170 | 135 | 0 | 4 |
| 361 PRECINCT 5873 | 1394 | 843 | 60.4 % | 108 | 206 | 266 | 255 | 1 | 7 |
| 362 PRECINCT 5874 | 1073 | 636 | 59.2 % | 76 | 179 | 209 | 167 | 0 | 5 |
| 363 PRECINCT 5875 | 900 | 555 | 61.6 % | 61 | 130 | 167 | 194 | 1 | 2 |
| 364 PRECINCT 5876 | 1281 | 939 | 73.3 % | 94 | 298 | 264 | 268 | 1 | 14 |
| 365 PRECINCT 5900 | 1048 | 682 | 65.0 % | 60 | 167 | 185 | 259 | 0 | 11 |
| 366 PRECINCT 5901 | 895 | 620 | 69.2 % | 43 | 139 | 171 | 266 | 0 | 1 |

GRESHAM COUNCIL, POSITION 6 (2 YEAR)

| | | | | | | | | |
|--|---|---------------------------------|---|--|---|--|---|---|
| R E G I S T E R E D | V C D A T S E T S | T U R N O U T | J C U R A A N W I F T O A R D | D W A I V D I M D A R K | C W O D N O N D I S E | U N D E R V O T E S | O V E R V O T E S | W R I T E - I N S |
|--|---|---------------------------------|---|--|---|--|---|---|

All Districts

367 PRECINCT 5902

| | | | | | | | | |
|-----|-----|--------|----|-----|-----|-----|---|---|
| 645 | 416 | 64.4 % | 56 | 114 | 101 | 142 | 0 | 3 |
|-----|-----|--------|----|-----|-----|-----|---|---|

All Districts

| | | | | | | | | |
|-------|-------|--------|------|------|------|------|----|-----|
| 47762 | 30825 | 64.5 % | 3201 | 9151 | 8769 | 9466 | 24 | 214 |
|-------|-------|--------|------|------|------|------|----|-----|

RACE TOTALS

| | | | | | | | | |
|-------|-------|--------|------|------|------|------|----|-----|
| 47762 | 30825 | 64.5 % | 3201 | 9151 | 8769 | 9466 | 24 | 214 |
|-------|-------|--------|------|------|------|------|----|-----|

Certificate

I certify that the votes recorded on this abstract correctly summarize the tally of votes cast at the election indicated.

Vicki K. Ervin

**Vicki K. Ervin, Director of Elections
 Multnomah County, Oregon**

GRESHAM COUNCIL, POSITION 5 (4 YEAR)

| | | | | | | | |
|-----|-----|---|-----|-----|---|---|---|
| R V | V C | T | G B | R M | U | O | W |
| E O | D A | U | E U | O O | N | V | R |
| G T | T S | R | N I | B D | D | E | I |
| I E | E T | N | E | E R | E | R | T |
| S R | S | O | | R E | R | V | E |
| T S | | U | | T | V | O | - |
| E | | T | | | O | T | I |
| R | | | | | T | E | N |
| E | | | | | S | S | S |
| D | | | | | | | |

All Districts

| | | | | | | | | |
|-------------------|------|------|--------|-----|-----|-----|---|----|
| 015 PRECINCT 0500 | 0 | 0 | 0.0 % | 0 | 0 | 0 | 0 | 0 |
| 016 PRECINCT 0503 | 0 | 0 | 0.0 % | 0 | 0 | 0 | 0 | 0 |
| 024 PRECINCT 0590 | 69 | 24 | 34.7 % | 1 | 14 | 9 | 0 | 0 |
| 025 PRECINCT 0601 | 0 | 0 | 0.0 % | 0 | 0 | 0 | 0 | 0 |
| 327 PRECINCT 5805 | 1355 | 882 | 65.0 % | 174 | 377 | 324 | 1 | 6 |
| 328 PRECINCT 5806 | 1459 | 724 | 49.6 % | 154 | 342 | 218 | 0 | 10 |
| 329 PRECINCT 5809 | 1210 | 782 | 64.6 % | 176 | 327 | 270 | 0 | 9 |
| 330 PRECINCT 5819 | 914 | 608 | 66.5 % | 138 | 256 | 212 | 0 | 2 |
| 331 PRECINCT 5820 | 1100 | 727 | 66.0 % | 159 | 295 | 266 | 1 | 6 |
| 332 PRECINCT 5823 | 1057 | 724 | 68.4 % | 172 | 310 | 238 | 1 | 3 |
| 333 PRECINCT 5824 | 1361 | 917 | 67.3 % | 220 | 365 | 324 | 0 | 8 |
| 334 PRECINCT 5825 | 1528 | 1063 | 69.5 % | 258 | 455 | 343 | 0 | 7 |
| 335 PRECINCT 5828 | 1631 | 1001 | 61.3 % | 261 | 418 | 317 | 1 | 4 |
| 336 PRECINCT 5829 | 820 | 617 | 75.2 % | 168 | 262 | 183 | 2 | 2 |
| 337 PRECINCT 5840 | 1509 | 978 | 64.8 % | 259 | 335 | 376 | 0 | 8 |
| 338 PRECINCT 5842 | 1314 | 926 | 70.4 % | 243 | 369 | 308 | 1 | 5 |
| 339 PRECINCT 5843 | 1046 | 696 | 66.5 % | 169 | 255 | 266 | 0 | 6 |
| 340 PRECINCT 5845 | 1315 | 723 | 54.9 % | 178 | 319 | 220 | 0 | 6 |
| 341 PRECINCT 5846 | 892 | 678 | 76.0 % | 175 | 271 | 230 | 0 | 2 |
| 342 PRECINCT 5850 | 676 | 413 | 61.0 % | 110 | 182 | 117 | 0 | 4 |
| 343 PRECINCT 5851 | 1267 | 817 | 64.4 % | 194 | 358 | 263 | 0 | 2 |
| 344 PRECINCT 5853 | 1332 | 899 | 67.4 % | 197 | 326 | 369 | 0 | 7 |
| 345 PRECINCT 5854 | 1005 | 618 | 61.4 % | 123 | 266 | 222 | 0 | 7 |
| 346 PRECINCT 5855 | 1570 | 1192 | 75.9 % | 236 | 501 | 443 | 3 | 9 |
| 347 PRECINCT 5857 | 1191 | 785 | 65.9 % | 201 | 327 | 252 | 0 | 5 |
| 348 PRECINCT 5858 | 1460 | 837 | 57.3 % | 194 | 367 | 269 | 1 | 6 |
| 349 PRECINCT 5859 | 979 | 534 | 54.5 % | 103 | 233 | 190 | 1 | 7 |
| 350 PRECINCT 5860 | 1157 | 805 | 69.5 % | 197 | 333 | 269 | 2 | 4 |
| 351 PRECINCT 5861 | 1473 | 1076 | 73.0 % | 258 | 465 | 346 | 2 | 5 |
| 352 PRECINCT 5864 | 1054 | 764 | 72.4 % | 183 | 303 | 272 | 1 | 5 |
| 353 PRECINCT 5865 | 1043 | 681 | 65.2 % | 174 | 285 | 215 | 0 | 7 |
| 354 PRECINCT 5866 | 1529 | 1047 | 68.4 % | 283 | 413 | 341 | 0 | 10 |
| 355 PRECINCT 5867 | 391 | 245 | 62.6 % | 61 | 87 | 96 | 0 | 1 |
| 356 PRECINCT 5868 | 1332 | 774 | 58.1 % | 141 | 340 | 287 | 0 | 6 |
| 357 PRECINCT 5869 | 992 | 645 | 65.0 % | 124 | 248 | 265 | 0 | 8 |
| 358 PRECINCT 5870 | 1177 | 674 | 57.2 % | 144 | 296 | 227 | 0 | 7 |
| 359 PRECINCT 5871 | 1312 | 733 | 55.8 % | 151 | 312 | 261 | 0 | 9 |
| 360 PRECINCT 5872 | 1006 | 525 | 52.1 % | 129 | 240 | 152 | 0 | 4 |
| 361 PRECINCT 5873 | 1394 | 843 | 60.4 % | 186 | 370 | 279 | 0 | 8 |
| 362 PRECINCT 5874 | 1073 | 636 | 59.2 % | 160 | 277 | 193 | 1 | 5 |
| 363 PRECINCT 5875 | 900 | 555 | 61.6 % | 131 | 208 | 214 | 0 | 2 |
| 364 PRECINCT 5876 | 1281 | 939 | 73.3 % | 240 | 372 | 313 | 1 | 13 |
| 365 PRECINCT 5900 | 1048 | 682 | 65.0 % | 136 | 256 | 278 | 0 | 12 |
| 366 PRECINCT 5901 | 895 | 620 | 69.2 % | 107 | 231 | 280 | 0 | 2 |

GRESHAM COUNCIL, POSITION 5 (4 YEAR)

| | | | | | | | | |
|---|---|---|---|---|---|---|---|---|
| R | V | V | T | G | R | U | O | W |
| E | D | C | U | B | M | N | V | R |
| G | T | A | R | E | D | D | E | I |
| I | E | T | N | N | B | E | R | T |
| S | R | S | O | E | R | R | V | E |
| T | S | | U | | T | V | O | - |
| E | | | T | | | D | T | I |
| R | | | | | | T | E | N |
| E | | | | | | E | S | S |
| D | | | | | | S | | |

All Districts

367 PRECINCT 5902

| | | | | | | | |
|-----|-----|--------|----|-----|-----|---|---|
| 645 | 416 | 64.4 % | 96 | 163 | 153 | 1 | 3 |
|-----|-----|--------|----|-----|-----|---|---|

All Districts

| | | | | | | | |
|-------|-------|--------|------|-------|-------|----|-----|
| 47762 | 30825 | 64.5 % | 7164 | 12729 | 10670 | 20 | 242 |
|-------|-------|--------|------|-------|-------|----|-----|

RACE TOTALS

| | | | | | | | |
|-------|-------|--------|------|-------|-------|----|-----|
| 47762 | 30825 | 64.5 % | 7164 | 12729 | 10670 | 20 | 242 |
|-------|-------|--------|------|-------|-------|----|-----|

Certificate

I certify that the votes recorded on this abstract correctly summarize the tally of votes cast at the election indicated.

Vicki K. Ervin

Vicki K. Ervin, Director of Elections
 Multnomah County, Oregon

GRESHAM COUNCIL, POSITION 4 (2 YEAR)

| | | | | | | | | |
|-----|-----|---|-----|-----|-----|---|---|---|
| R V | V C | T | J M | D N | C W | U | O | W |
| E O | O A | U | O c | E O | H I | N | V | R |
| G T | T S | R | H C | B A | R N | D | E | I |
| I E | E T | N | N O | B H | I N | E | R | T |
| S R | S | O | L | I | S | R | V | E |
| T S | | U | L | E | T | V | O | - |
| E | | T | I | | O | O | T | I |
| R | | | S | | P | T | E | N |
| E | | | T | | H | E | S | S |
| D | | | E | | E | S | | |
| | | | R | | R | | | |

All Districts

| | | | | | | | | | |
|-------------------|------|------|--------|-----|-----|-----|-----|---|----|
| 015 PRECINCT 0500 | 0 | 0 | 0.0 % | 0 | 0 | 0 | 0 | 0 | 0 |
| 016 PRECINCT 0503 | 0 | 0 | 0.0 % | 0 | 0 | 0 | 0 | 0 | 0 |
| 024 PRECINCT 0590 | 69 | 24 | 34.7 % | 1 | 7 | 7 | 9 | 0 | 0 |
| 025 PRECINCT 0601 | 0 | 0 | 0.0 % | 0 | 0 | 0 | 0 | 0 | 0 |
| 327 PRECINCT 5805 | 1355 | 882 | 65.0 % | 142 | 289 | 147 | 298 | 2 | 4 |
| 328 PRECINCT 5806 | 1459 | 724 | 49.6 % | 131 | 274 | 115 | 196 | 0 | 8 |
| 329 PRECINCT 5809 | 1210 | 782 | 64.6 % | 136 | 238 | 151 | 248 | 2 | 7 |
| 330 PRECINCT 5819 | 914 | 608 | 66.5 % | 106 | 224 | 91 | 184 | 0 | 3 |
| 331 PRECINCT 5820 | 1100 | 727 | 66.0 % | 146 | 220 | 112 | 243 | 0 | 6 |
| 332 PRECINCT 5823 | 1057 | 724 | 68.4 % | 155 | 216 | 127 | 223 | 0 | 3 |
| 333 PRECINCT 5824 | 1361 | 917 | 67.3 % | 189 | 299 | 131 | 289 | 1 | 8 |
| 334 PRECINCT 5825 | 1528 | 1063 | 69.5 % | 208 | 319 | 199 | 330 | 2 | 5 |
| 335 PRECINCT 5828 | 1631 | 1001 | 61.3 % | 212 | 332 | 171 | 280 | 2 | 4 |
| 336 PRECINCT 5829 | 820 | 617 | 75.2 % | 120 | 249 | 84 | 162 | 2 | 0 |
| 337 PRECINCT 5840 | 1509 | 978 | 64.8 % | 144 | 301 | 175 | 347 | 4 | 7 |
| 338 PRECINCT 5842 | 1314 | 926 | 70.4 % | 189 | 326 | 121 | 283 | 2 | 5 |
| 339 PRECINCT 5843 | 1046 | 696 | 66.5 % | 118 | 243 | 86 | 242 | 0 | 7 |
| 340 PRECINCT 5845 | 1315 | 723 | 54.9 % | 150 | 240 | 128 | 197 | 3 | 5 |
| 341 PRECINCT 5846 | 892 | 678 | 76.0 % | 124 | 229 | 109 | 212 | 2 | 2 |
| 342 PRECINCT 5850 | 676 | 413 | 61.0 % | 82 | 142 | 77 | 108 | 0 | 4 |
| 343 PRECINCT 5851 | 1267 | 817 | 64.4 % | 175 | 265 | 146 | 229 | 0 | 2 |
| 344 PRECINCT 5853 | 1332 | 899 | 67.4 % | 137 | 279 | 142 | 331 | 3 | 7 |
| 345 PRECINCT 5854 | 1005 | 618 | 61.4 % | 110 | 199 | 97 | 207 | 1 | 4 |
| 346 PRECINCT 5855 | 1570 | 1192 | 75.9 % | 198 | 381 | 188 | 416 | 0 | 9 |
| 347 PRECINCT 5857 | 1191 | 785 | 65.9 % | 134 | 254 | 165 | 223 | 3 | 6 |
| 348 PRECINCT 5858 | 1460 | 837 | 57.3 % | 149 | 283 | 156 | 243 | 0 | 6 |
| 349 PRECINCT 5859 | 979 | 534 | 54.5 % | 85 | 171 | 95 | 175 | 2 | 6 |
| 350 PRECINCT 5860 | 1157 | 805 | 69.5 % | 203 | 252 | 123 | 221 | 2 | 4 |
| 351 PRECINCT 5861 | 1473 | 1076 | 73.0 % | 191 | 388 | 171 | 322 | 1 | 3 |
| 352 PRECINCT 5864 | 1054 | 764 | 72.4 % | 148 | 265 | 105 | 239 | 2 | 5 |
| 353 PRECINCT 5865 | 1043 | 681 | 65.2 % | 122 | 239 | 119 | 196 | 0 | 5 |
| 354 PRECINCT 5866 | 1529 | 1047 | 68.4 % | 172 | 346 | 190 | 326 | 1 | 12 |
| 355 PRECINCT 5867 | 391 | 245 | 62.6 % | 34 | 78 | 46 | 87 | 0 | 0 |
| 356 PRECINCT 5868 | 1332 | 774 | 58.1 % | 127 | 235 | 134 | 269 | 0 | 9 |
| 357 PRECINCT 5869 | 992 | 645 | 65.0 % | 103 | 190 | 114 | 233 | 0 | 5 |
| 358 PRECINCT 5870 | 1177 | 674 | 57.2 % | 99 | 247 | 112 | 209 | 0 | 7 |
| 359 PRECINCT 5871 | 1312 | 733 | 55.8 % | 129 | 238 | 122 | 237 | 1 | 6 |
| 360 PRECINCT 5872 | 1006 | 525 | 52.1 % | 104 | 180 | 97 | 140 | 1 | 3 |
| 361 PRECINCT 5873 | 1394 | 843 | 60.4 % | 142 | 271 | 160 | 261 | 0 | 9 |
| 362 PRECINCT 5874 | 1073 | 636 | 59.2 % | 128 | 226 | 105 | 171 | 1 | 5 |
| 363 PRECINCT 5875 | 900 | 555 | 61.6 % | 90 | 190 | 80 | 191 | 2 | 2 |
| 364 PRECINCT 5876 | 1281 | 939 | 73.3 % | 136 | 348 | 156 | 286 | 1 | 12 |
| 365 PRECINCT 5900 | 1048 | 682 | 65.0 % | 118 | 192 | 90 | 267 | 3 | 12 |

GRESHAM COUNCIL, POSITION 4 (2 YEAR)

| | | | | | | | | |
|--|-----------------------|---------------------------------|---|---|---|--|---|---|
| R E G I S T E R E D | V O T E S | T U R N O U T | J M O H N L I S T E R | D E B A I E T E R | C H R I S T O P H E R | U N D E R V O T E S | O V E R V O T E S | W R I T E - I N S |
|--|-----------------------|---------------------------------|---|---|---|--|---|---|

All Districts

| | | | | | | | | | |
|-------------------|-------|-------|--------|------|-------|------|------|----|-----|
| 366 PRECINCT 5901 | 895 | 620 | 69.2 % | 106 | 163 | 93 | 256 | 0 | 2 |
| 367 PRECINCT 5902 | 645 | 416 | 64.4 % | 89 | 114 | 65 | 144 | 1 | 3 |
| All Districts | 47762 | 30825 | 64.5 % | 5582 | 10142 | 5102 | 9730 | 47 | 222 |
| RACE TOTALS | 47762 | 30825 | 64.5 % | 5582 | 10142 | 5102 | 9730 | 47 | 222 |

Certificate

I certify that the votes recorded on this abstract correctly summarize the tally of votes cast at the election indicated.

Vicki K. Ervin
**Vicki K. Ervin, Director of Elections
 Multnomah County, Oregon**

GRESHAM COUNCIL, POSITION 3 (4 YEAR)

| | | | | | | | |
|-----|-----|---|-----|-----|---|---|---|
| R V | V C | T | R H | J L | U | D | W |
| E O | O A | U | O A | O E | N | V | R |
| G T | T S | R | Y R | H U | D | E | I |
| I E | E T | N | A S | N T | E | R | T |
| S R | S | O | L H | H | R | V | E |
| T S | | U | M | A | V | O | - |
| E | | T | A | U | O | T | I |
| R | | | N | S | T | E | N |
| E | | | | E | E | S | S |
| D | | | | R | S | | |

All Districts

| | | | | | | | | |
|-------------------|------|------|--------|-----|-----|-----|---|----|
| 015 PRECINCT 0500 | 0 | 0 | 0.0 % | 0 | 0 | 0 | 0 | 0 |
| 016 PRECINCT 0503 | 0 | 0 | 0.0 % | 0 | 0 | 0 | 0 | 0 |
| 024 PRECINCT 0590 | 69 | 24 | 34.7 % | 6 | 7 | 11 | 0 | 0 |
| 025 PRECINCT 0601 | 0 | 0 | 0.0 % | 0 | 0 | 0 | 0 | 0 |
| 327 PRECINCT 5805 | 1355 | 882 | 65.0 % | 231 | 318 | 327 | 0 | 6 |
| 328 PRECINCT 5806 | 1459 | 724 | 49.6 % | 213 | 284 | 216 | 1 | 10 |
| 329 PRECINCT 5809 | 1210 | 782 | 64.6 % | 204 | 313 | 256 | 1 | 8 |
| 330 PRECINCT 5819 | 914 | 608 | 66.5 % | 180 | 223 | 200 | 0 | 5 |
| 331 PRECINCT 5820 | 1100 | 727 | 66.0 % | 221 | 242 | 258 | 0 | 6 |
| 332 PRECINCT 5823 | 1057 | 724 | 68.4 % | 224 | 265 | 229 | 1 | 5 |
| 333 PRECINCT 5824 | 1361 | 917 | 67.3 % | 293 | 309 | 306 | 0 | 9 |
| 334 PRECINCT 5825 | 1528 | 1063 | 69.5 % | 357 | 357 | 340 | 1 | 8 |
| 335 PRECINCT 5828 | 1631 | 1001 | 61.3 % | 327 | 376 | 290 | 1 | 7 |
| 336 PRECINCT 5829 | 820 | 617 | 75.2 % | 210 | 236 | 169 | 1 | 1 |
| 337 PRECINCT 5840 | 1509 | 978 | 64.8 % | 228 | 373 | 366 | 1 | 10 |
| 338 PRECINCT 5842 | 1314 | 926 | 70.4 % | 326 | 320 | 271 | 2 | 7 |
| 339 PRECINCT 5843 | 1046 | 696 | 66.5 % | 212 | 219 | 256 | 1 | 8 |
| 340 PRECINCT 5845 | 1315 | 723 | 54.9 % | 216 | 290 | 210 | 1 | 6 |
| 341 PRECINCT 5846 | 892 | 678 | 76.0 % | 194 | 272 | 210 | 1 | 1 |
| 342 PRECINCT 5850 | 676 | 413 | 61.0 % | 137 | 159 | 111 | 2 | 4 |
| 343 PRECINCT 5851 | 1267 | 817 | 64.4 % | 261 | 308 | 246 | 0 | 2 |
| 344 PRECINCT 5853 | 1332 | 899 | 67.4 % | 244 | 296 | 352 | 0 | 7 |
| 345 PRECINCT 5854 | 1005 | 618 | 61.4 % | 191 | 207 | 214 | 0 | 6 |
| 346 PRECINCT 5855 | 1570 | 1192 | 75.9 % | 326 | 425 | 429 | 0 | 12 |
| 347 PRECINCT 5857 | 1191 | 785 | 65.9 % | 206 | 323 | 249 | 0 | 7 |
| 348 PRECINCT 5858 | 1460 | 837 | 57.3 % | 261 | 322 | 247 | 1 | 6 |
| 349 PRECINCT 5859 | 979 | 534 | 54.5 % | 152 | 194 | 179 | 2 | 7 |
| 350 PRECINCT 5860 | 1157 | 805 | 69.5 % | 246 | 292 | 260 | 1 | 6 |
| 351 PRECINCT 5861 | 1473 | 1076 | 73.0 % | 362 | 371 | 339 | 1 | 3 |
| 352 PRECINCT 5864 | 1054 | 764 | 72.4 % | 251 | 251 | 254 | 2 | 6 |
| 353 PRECINCT 5865 | 1043 | 681 | 65.2 % | 228 | 230 | 216 | 1 | 6 |
| 354 PRECINCT 5866 | 1529 | 1047 | 68.4 % | 320 | 383 | 333 | 0 | 11 |
| 355 PRECINCT 5867 | 391 | 245 | 62.6 % | 63 | 84 | 97 | 0 | 1 |
| 356 PRECINCT 5868 | 1332 | 774 | 58.1 % | 191 | 299 | 276 | 0 | 8 |
| 357 PRECINCT 5869 | 992 | 645 | 65.0 % | 162 | 219 | 257 | 0 | 7 |
| 358 PRECINCT 5870 | 1177 | 674 | 57.2 % | 199 | 243 | 223 | 0 | 9 |
| 359 PRECINCT 5871 | 1312 | 733 | 55.8 % | 180 | 290 | 255 | 0 | 8 |
| 360 PRECINCT 5872 | 1006 | 525 | 52.1 % | 136 | 238 | 147 | 0 | 4 |
| 361 PRECINCT 5873 | 1394 | 843 | 60.4 % | 219 | 349 | 265 | 1 | 9 |
| 362 PRECINCT 5874 | 1073 | 636 | 59.2 % | 194 | 257 | 177 | 0 | 8 |
| 363 PRECINCT 5875 | 900 | 555 | 61.6 % | 155 | 194 | 203 | 0 | 3 |
| 364 PRECINCT 5876 | 1281 | 939 | 73.3 % | 289 | 333 | 304 | 1 | 12 |
| 365 PRECINCT 5900 | 1048 | 682 | 65.0 % | 151 | 248 | 272 | 1 | 10 |
| 366 PRECINCT 5901 | 895 | 620 | 69.2 % | 152 | 193 | 273 | 0 | 2 |

GRESHAM COUNCIL, POSITION 3 (4 YEAR)

| | | | | | | | |
|-----|-----|---|-----|-----|---|---|---|
| R V | V C | T | R H | J L | U | O | W |
| E O | O A | U | O A | O E | N | V | R |
| G T | T S | R | Y R | H U | D | E | I |
| I E | E T | N | A S | N T | E | R | T |
| S R | S | O | L H | H | R | V | E |
| T S | | U | M | A | V | O | - |
| E | | T | A | U | O | T | I |
| R | | | N | S | T | E | N |
| E | | | | E | E | S | S |
| D | | | | R | S | | |

All Districts

367 PRECINCT 5902

| | | | | | | | |
|-----|-----|--------|-----|-----|-----|---|---|
| 645 | 416 | 64.4 % | 108 | 145 | 158 | 1 | 4 |
|-----|-----|--------|-----|-----|-----|---|---|

All Districts

| | | | | | | | |
|-------|-------|--------|------|-------|-------|----|-----|
| 47762 | 30825 | 64.5 % | 9026 | 11257 | 10251 | 26 | 265 |
|-------|-------|--------|------|-------|-------|----|-----|

RACE TOTALS

| | | | | | | | |
|-------|-------|--------|------|-------|-------|----|-----|
| 47762 | 30825 | 64.5 % | 9026 | 11257 | 10251 | 26 | 265 |
|-------|-------|--------|------|-------|-------|----|-----|

Certificate

I certify that the votes recorded on this abstract correctly summarize the tally of votes cast at the election indicated. *Vicki K. Ervin*

Vicki K. Ervin, Director of Elections
 Multnomah County, Oregon

GRESHAM COUNCIL, POSITION 2 (2 YEAR)

| | | | | | | | | | |
|-----|-----|---|-----|-----|-----|-----|---|---|---|
| R V | V C | T | R K | C L | C L | G M | U | O | W |
| E O | O A | U | Y R | H A | L a | L c | N | V | R |
| G T | T S | R | A A | R S | A V | E I | D | E | I |
| I E | E T | N | N G | I S | U E | N N | E | R | T |
| S R | S | O | E | S E | D R | N T | R | V | E |
| T S | | U | R | N | I T | I | V | O | - |
| E | | T | O | | E | R | O | T | I |
| R | | | | | T | E | T | E | N |
| E | | | | | T | E | E | S | S |
| D | | | | | E | | S | | |

All Districts

| | | | | | | | | | | |
|-------------------|------|------|--------|-----|-----|-----|-----|-----|---|----|
| 015 PRECINCT 0500 | 0 | 0 | 0.0 % | 0 | 0 | 0 | 0 | 0 | 0 | 0 |
| 016 PRECINCT 0503 | 0 | 0 | 0.0 % | 0 | 0 | 0 | 0 | 0 | 0 | 0 |
| 024 PRECINCT 0590 | 69 | 24 | 34.7 % | 4 | 2 | 2 | 7 | 9 | 0 | 0 |
| 025 PRECINCT 0601 | 0 | 0 | 0.0 % | 0 | 0 | 0 | 0 | 0 | 0 | 0 |
| 327 PRECINCT 5805 | 1355 | 882 | 65.0 % | 127 | 127 | 116 | 237 | 268 | 1 | 6 |
| 328 PRECINCT 5806 | 1459 | 724 | 49.6 % | 113 | 119 | 106 | 183 | 190 | 3 | 10 |
| 329 PRECINCT 5809 | 1210 | 782 | 64.6 % | 113 | 124 | 94 | 201 | 239 | 3 | 8 |
| 330 PRECINCT 5819 | 914 | 608 | 66.5 % | 104 | 95 | 71 | 150 | 185 | 0 | 3 |
| 331 PRECINCT 5820 | 1100 | 727 | 66.0 % | 101 | 135 | 85 | 173 | 225 | 2 | 6 |
| 332 PRECINCT 5823 | 1057 | 724 | 68.4 % | 182 | 101 | 68 | 169 | 199 | 3 | 2 |
| 333 PRECINCT 5824 | 1361 | 917 | 67.3 % | 154 | 155 | 106 | 212 | 280 | 4 | 6 |
| 334 PRECINCT 5825 | 1528 | 1063 | 69.5 % | 170 | 175 | 126 | 291 | 291 | 2 | 8 |
| 335 PRECINCT 5828 | 1631 | 1001 | 61.3 % | 160 | 159 | 114 | 306 | 256 | 1 | 5 |
| 336 PRECINCT 5829 | 820 | 617 | 75.2 % | 119 | 118 | 81 | 140 | 157 | 2 | 0 |
| 337 PRECINCT 5840 | 1509 | 978 | 64.8 % | 153 | 161 | 105 | 232 | 316 | 3 | 8 |
| 338 PRECINCT 5842 | 1314 | 926 | 70.4 % | 155 | 174 | 115 | 224 | 252 | 2 | 4 |
| 339 PRECINCT 5843 | 1046 | 696 | 66.5 % | 179 | 98 | 66 | 123 | 223 | 1 | 6 |
| 340 PRECINCT 5845 | 1315 | 723 | 54.9 % | 100 | 115 | 94 | 217 | 191 | 1 | 5 |
| 341 PRECINCT 5846 | 892 | 678 | 76.0 % | 100 | 111 | 81 | 198 | 184 | 3 | 1 |
| 342 PRECINCT 5850 | 676 | 413 | 61.0 % | 76 | 80 | 51 | 108 | 92 | 3 | 3 |
| 343 PRECINCT 5851 | 1267 | 817 | 64.4 % | 136 | 140 | 98 | 247 | 193 | 1 | 2 |
| 344 PRECINCT 5853 | 1332 | 899 | 67.4 % | 140 | 151 | 95 | 181 | 323 | 3 | 6 |
| 345 PRECINCT 5854 | 1005 | 618 | 61.4 % | 85 | 86 | 86 | 166 | 183 | 6 | 6 |
| 346 PRECINCT 5855 | 1570 | 1192 | 75.9 % | 218 | 293 | 92 | 225 | 355 | 3 | 6 |
| 347 PRECINCT 5857 | 1191 | 785 | 65.9 % | 124 | 146 | 87 | 212 | 204 | 6 | 6 |
| 348 PRECINCT 5858 | 1460 | 837 | 57.3 % | 129 | 135 | 109 | 232 | 224 | 2 | 6 |
| 349 PRECINCT 5859 | 979 | 534 | 54.5 % | 92 | 85 | 71 | 113 | 165 | 2 | 6 |
| 350 PRECINCT 5860 | 1157 | 805 | 69.5 % | 192 | 118 | 79 | 191 | 219 | 3 | 3 |
| 351 PRECINCT 5861 | 1473 | 1076 | 73.0 % | 172 | 207 | 154 | 233 | 303 | 3 | 4 |
| 352 PRECINCT 5864 | 1054 | 764 | 72.4 % | 156 | 143 | 79 | 158 | 218 | 4 | 6 |
| 353 PRECINCT 5865 | 1043 | 681 | 65.2 % | 134 | 117 | 66 | 169 | 189 | 2 | 4 |
| 354 PRECINCT 5866 | 1529 | 1047 | 68.4 % | 175 | 193 | 118 | 247 | 299 | 4 | 11 |
| 355 PRECINCT 5867 | 391 | 245 | 62.6 % | 33 | 33 | 34 | 62 | 83 | 0 | 0 |
| 356 PRECINCT 5868 | 1332 | 774 | 58.1 % | 120 | 118 | 78 | 201 | 247 | 1 | 9 |
| 357 PRECINCT 5869 | 992 | 645 | 65.0 % | 93 | 86 | 82 | 145 | 233 | 0 | 6 |
| 358 PRECINCT 5870 | 1177 | 674 | 57.2 % | 103 | 118 | 88 | 168 | 190 | 2 | 5 |
| 359 PRECINCT 5871 | 1312 | 733 | 55.8 % | 105 | 102 | 100 | 185 | 233 | 1 | 7 |
| 360 PRECINCT 5872 | 1006 | 525 | 52.1 % | 74 | 95 | 74 | 148 | 131 | 0 | 3 |
| 361 PRECINCT 5873 | 1394 | 843 | 60.4 % | 103 | 133 | 122 | 231 | 247 | 0 | 7 |
| 362 PRECINCT 5874 | 1073 | 636 | 59.2 % | 120 | 108 | 97 | 145 | 159 | 0 | 7 |
| 363 PRECINCT 5875 | 900 | 555 | 61.6 % | 80 | 85 | 72 | 130 | 186 | 0 | 2 |
| 364 PRECINCT 5876 | 1281 | 939 | 73.3 % | 172 | 146 | 106 | 246 | 256 | 2 | 11 |
| 365 PRECINCT 5900 | 1048 | 682 | 65.0 % | 91 | 98 | 79 | 156 | 244 | 1 | 13 |
| 366 PRECINCT 5901 | 895 | 620 | 69.2 % | 102 | 81 | 49 | 134 | 251 | 1 | 2 |

GRESHAM COUNCIL, POSITION 2 (2 YEAR)

| | | | | | | | | | |
|--|-----------------------|---------------------------------|--|---|---|---|--|---|---|
| R E G I S T E R E D | V O T E S | T U R N O U T | R Y R A A N G E R O | C L A R S I S E N T E | C L A V U E D R I T E T E | G M L E I N N T I R E | U N D E R V O T E S | O V E R V O T E S | W R I T E - I N S |
|--|-----------------------|---------------------------------|--|---|---|---|--|---|---|

All Districts

| | | | | | | | | | | |
|-------------------|-----|-----|--------|----|----|----|-----|-----|---|---|
| 367 PRECINCT 5902 | 645 | 416 | 64.4 % | 36 | 79 | 47 | 116 | 135 | 1 | 2 |
|-------------------|-----|-----|--------|----|----|----|-----|-----|---|---|

| | | | | | | | | | | |
|---------------|-------|-------|--------|------|------|------|------|------|----|-----|
| All Districts | 47762 | 30825 | 64.5 % | 5095 | 5145 | 3643 | 7612 | 9027 | 82 | 221 |
|---------------|-------|-------|--------|------|------|------|------|------|----|-----|

| | | | | | | | | | | |
|-------------|-------|-------|--------|------|------|------|------|------|----|-----|
| RACE TOTALS | 47762 | 30825 | 64.5 % | 5095 | 5145 | 3643 | 7612 | 9027 | 82 | 221 |
|-------------|-------|-------|--------|------|------|------|------|------|----|-----|

Certificate

I certify that the votes recorded on this abstract correctly summarize the tally of votes cast at the election indicated.

Vicki K. Ervin
 Vicki K. Ervin, Director of Elections
 Multnomah County, Oregon

GRESHAM COUNCIL, POSITION 1 (4 YEAR)

| | | | | | | | |
|-----|-----|---|-----|-----|---|---|---|
| R V | V C | T | J G | S G | U | O | W |
| E D | O A | U | A A | H I | N | V | R |
| G T | T S | R | C L | A A | D | E | I |
| I E | E T | N | K L | R R | E | R | T |
| S R | S | O | A | D | R | V | E |
| T S | | U | G | | V | O | - |
| E | | T | H | | O | T | I |
| R | | | E | | T | E | N |
| E | | | R | | E | S | S |
| D | | | | | S | | |

All Districts

| | | | | | | | | |
|-------------------|------|------|--------|-----|-----|-----|---|----|
| 015 PRECINCT 0500 | 0 | 0 | 0.0 % | 0 | 0 | 0 | 0 | 0 |
| 016 PRECINCT 0503 | 0 | 0 | 0.0 % | 0 | 0 | 0 | 0 | 0 |
| 024 PRECINCT 0590 | 69 | 24 | 34.7 % | 12 | 3 | 9 | 0 | 0 |
| 025 PRECINCT 0601 | 0 | 0 | 0.0 % | 0 | 0 | 0 | 0 | 0 |
| 327 PRECINCT 5805 | 1355 | 882 | 65.0 % | 420 | 229 | 229 | 0 | 4 |
| 328 PRECINCT 5806 | 1459 | 724 | 49.6 % | 351 | 210 | 155 | 1 | 7 |
| 329 PRECINCT 5809 | 1210 | 782 | 64.6 % | 396 | 186 | 189 | 1 | 10 |
| 330 PRECINCT 5819 | 914 | 608 | 66.5 % | 326 | 143 | 136 | 1 | 2 |
| 331 PRECINCT 5820 | 1100 | 727 | 66.0 % | 378 | 180 | 165 | 1 | 3 |
| 332 PRECINCT 5823 | 1057 | 724 | 68.4 % | 386 | 183 | 152 | 0 | 3 |
| 333 PRECINCT 5824 | 1361 | 917 | 67.3 % | 460 | 240 | 211 | 1 | 5 |
| 334 PRECINCT 5825 | 1528 | 1063 | 69.5 % | 565 | 288 | 199 | 2 | 9 |
| 335 PRECINCT 5828 | 1631 | 1001 | 61.3 % | 468 | 339 | 190 | 0 | 4 |
| 336 PRECINCT 5829 | 820 | 617 | 75.2 % | 307 | 198 | 109 | 3 | 0 |
| 337 PRECINCT 5840 | 1509 | 978 | 64.8 % | 513 | 227 | 229 | 2 | 7 |
| 338 PRECINCT 5842 | 1314 | 926 | 70.4 % | 450 | 306 | 165 | 1 | 4 |
| 339 PRECINCT 5843 | 1046 | 696 | 66.5 % | 314 | 201 | 174 | 0 | 7 |
| 340 PRECINCT 5845 | 1315 | 723 | 54.9 % | 375 | 192 | 152 | 0 | 4 |
| 341 PRECINCT 5846 | 892 | 678 | 76.0 % | 392 | 164 | 118 | 3 | 1 |
| 342 PRECINCT 5850 | 676 | 413 | 61.0 % | 214 | 119 | 77 | 0 | 3 |
| 343 PRECINCT 5851 | 1267 | 817 | 64.4 % | 488 | 189 | 139 | 0 | 1 |
| 344 PRECINCT 5853 | 1332 | 899 | 67.4 % | 419 | 228 | 245 | 1 | 6 |
| 345 PRECINCT 5854 | 1005 | 618 | 61.4 % | 320 | 154 | 139 | 2 | 3 |
| 346 PRECINCT 5855 | 1570 | 1192 | 75.9 % | 612 | 280 | 291 | 2 | 7 |
| 347 PRECINCT 5857 | 1191 | 785 | 65.9 % | 355 | 257 | 167 | 2 | 4 |
| 348 PRECINCT 5858 | 1460 | 837 | 57.3 % | 427 | 217 | 183 | 2 | 8 |
| 349 PRECINCT 5859 | 979 | 534 | 54.5 % | 261 | 135 | 128 | 1 | 9 |
| 350 PRECINCT 5860 | 1157 | 805 | 69.5 % | 394 | 232 | 175 | 1 | 3 |
| 351 PRECINCT 5861 | 1473 | 1076 | 73.0 % | 552 | 312 | 202 | 5 | 5 |
| 352 PRECINCT 5864 | 1054 | 764 | 72.4 % | 368 | 220 | 168 | 2 | 6 |
| 353 PRECINCT 5865 | 1043 | 681 | 65.2 % | 375 | 163 | 136 | 0 | 7 |
| 354 PRECINCT 5866 | 1529 | 1047 | 68.4 % | 565 | 274 | 197 | 1 | 10 |
| 355 PRECINCT 5867 | 391 | 245 | 62.6 % | 119 | 64 | 62 | 0 | 0 |
| 356 PRECINCT 5868 | 1332 | 774 | 58.1 % | 362 | 179 | 222 | 1 | 10 |
| 357 PRECINCT 5869 | 992 | 645 | 65.0 % | 314 | 142 | 183 | 2 | 4 |
| 358 PRECINCT 5870 | 1177 | 674 | 57.2 % | 325 | 206 | 137 | 0 | 6 |
| 359 PRECINCT 5871 | 1312 | 733 | 55.8 % | 356 | 179 | 190 | 1 | 7 |
| 360 PRECINCT 5872 | 1006 | 525 | 52.1 % | 282 | 136 | 103 | 2 | 2 |
| 361 PRECINCT 5873 | 1394 | 843 | 60.4 % | 399 | 232 | 203 | 2 | 7 |
| 362 PRECINCT 5874 | 1073 | 636 | 59.2 % | 312 | 189 | 126 | 2 | 7 |
| 363 PRECINCT 5875 | 900 | 555 | 61.6 % | 254 | 149 | 150 | 0 | 2 |
| 364 PRECINCT 5876 | 1281 | 939 | 73.3 % | 480 | 238 | 209 | 3 | 9 |
| 365 PRECINCT 5900 | 1048 | 682 | 65.0 % | 273 | 212 | 185 | 1 | 11 |
| 366 PRECINCT 5901 | 895 | 620 | 69.2 % | 259 | 166 | 192 | 1 | 2 |

GRESHAM COUNCIL, POSITION 1 (4 YEAR)

| | | | | | | | |
|-----|-----|---|-----|-----|---|---|---|
| R V | V C | T | J G | S G | U | O | W |
| E D | O A | U | A A | H I | N | V | R |
| G T | T S | R | C L | A A | D | E | I |
| I E | E T | N | K L | R R | E | R | T |
| S R | S | O | A | D | R | V | E |
| T S | | U | G | | V | O | - |
| E | | T | H | | O | T | I |
| R | | | E | | T | E | N |
| E | | | R | | E | S | S |
| D | | | | | S | | |

All Districts

367 PRECINCT 5902

| | | | | | | | |
|-----|-----|--------|-----|----|-----|---|---|
| 645 | 416 | 64.4 % | 216 | 89 | 108 | 1 | 2 |
|-----|-----|--------|-----|----|-----|---|---|

All Districts

| | | | | | | | |
|-------|-------|--------|-------|------|------|----|-----|
| 47762 | 30825 | 64.5 % | 15414 | 8250 | 6899 | 51 | 211 |
|-------|-------|--------|-------|------|------|----|-----|

RACE TOTALS

| | | | | | | | |
|-------|-------|--------|-------|------|------|----|-----|
| 47762 | 30825 | 64.5 % | 15414 | 8250 | 6899 | 51 | 211 |
|-------|-------|--------|-------|------|------|----|-----|

Certificate

I certify that the votes recorded on this abstract correctly summarize the tally of votes cast at the election indicated.

Vicki K. Ervin

Vicki K. Ervin, Director of Elections
 Multnomah County, Oregon

FAIRVIEW COUNCILOR POSITION 3

| | | | | | | | | | |
|---|---|---|---|---|---|---|---|---|---|
| R | V | V | C | T | L | E | U | O | W |
| E | D | D | A | U | E | D | N | V | R |
| G | T | T | S | R | N | W | D | E | I |
| I | E | E | T | N | A | | E | R | T |
| S | R | S | | D | R | | R | V | E |
| T | S | | | U | D | | V | O | - |
| E | | | | T | S | | O | T | I |
| R | | | | | | | T | E | N |
| E | | | | | | | E | S | S |
| D | | | | | | | S | | |

All Districts

| | | | | | | | |
|-------------------|------|------|--------|-----|-----|---|----|
| 307 PRECINCT 5100 | 1320 | 759 | 57.5 % | 458 | 282 | 0 | 19 |
| 308 PRECINCT 5101 | 1058 | 612 | 57.8 % | 369 | 230 | 0 | 13 |
| All Districts | 2378 | 1371 | 57.6 % | 827 | 512 | 0 | 32 |
| RACE TOTALS | 2378 | 1371 | 57.6 % | 827 | 512 | 0 | 32 |

Certificate

I certify that the votes recorded on this abstract correctly summarize the tally of votes cast at the election indicated.

Vicki K. Ervin

Vicki K. Ervin, Director of Elections
 Multnomah County, Oregon

FAIRVIEW COUNCILOR POSITION 2

| | | | | | | |
|-----|-----|---|-----|---|---|---|
| R V | V C | T | S L | U | O | W |
| E O | O A | U | H I | N | V | R |
| G T | T S | R | E L | D | E | I |
| I E | E T | N | R L | E | R | T |
| S R | S | O | R A | R | V | E |
| T S | | U | Y R | V | O | - |
| E | | T | L D | O | T | I |
| R | | | | T | E | N |
| E | | | D | E | S | S |
| D | | | . | S | | |

All Districts

| | | | | | | | |
|-------------------|------|------|--------|-----|-----|---|----|
| 307 PRECINCT 5100 | 1320 | 759 | 57.5 % | 453 | 290 | 0 | 16 |
| 308 PRECINCT 5101 | 1058 | 612 | 57.8 % | 373 | 226 | 0 | 13 |
| All Districts | 2378 | 1371 | 57.6 % | 826 | 516 | 0 | 29 |
| RACE TOTALS | 2378 | 1371 | 57.6 % | 826 | 516 | 0 | 29 |

Certificate

I certify that the votes recorded on this abstract correctly summarize the tally of votes cast at the election indicated.

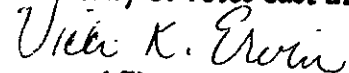
Vicki K. Ervin

Vicki K. Ervin, Director of Elections
 Multnomah County, Oregon

| Precinct | Total Registered | Total Votes Cast | Turnout | Blank Votes | Overvotes | Carolyn Tomei Council Pos. #1 | Rob Kappa Council Pos. #3 | Yes Measure 3-85 | No Measure 3-85 |
|----------|------------------|------------------|---------|-------------|-----------|----------------------------------|------------------------------|---------------------|--------------------|
| 601 | 0 | 0 | | 0 | 0 | 0 | 0 | 0 | 0 |
| | | | | | | | | | |
| | | | | | | | | | |
| | | | | | | | | | |
| | | | | | | | | | |
| | | | | | | | | | |
| | | | | | | | | | |
| | | | | | | | | | |
| | | | | | | | | | |
| | | | | | | | | | |
| | | | | | | | | | |
| | | | | | | | | | |
| | | | | | | | | | |
| | | | | | | | | | |
| | | | | | | | | | |
| | | | | | | | | | |
| | | | | | | | | | |
| | | | | | | | | | |
| | | | | | | | | | |

Certificate

I certify that the votes recorded on this abstract correctly summarize the tally of votes cast at the election indicated.



Vicki K. Ervin, Director of Elections
 Multnomah County, Oregon