

26-1 PORTLAND COMM. COLLEGE BONDS

R V E O G T I E S R T S E R E D	V C O A T S E T S	T U R N O U T	Y E S	N O	U N D E R V O T E S	O V E R V O T E S	W R I T E - I N S
--	-------------------------------	---------------------------------	-------------	--------	--	---	---

All Districts

001 PCT. 0103	12	5	41.6 %	2	3	0	0	0
002 PCT. 0104	15	10	66.6 %	6	4	0	0	0
003 PCT. 0141	52	32	61.5 %	21	11	0	0	0
004 PCT. 0156	69	43	62.3 %	24	15	4	0	0
005 PCT. 0157	16	12	75.0 %	8	3	1	0	0
006 PCT. 0158	169	107	63.3 %	60	42	5	0	0
007 PCT. 0159	150	102	68.0 %	57	41	4	0	0
016 PCT. 0548	35	12	34.2 %	6	5	1	0	0
018 PCT. 0601	0	0	0.0 %	0	0	0	0	0
019 PCT. 1002	754	421	55.8 %	207	181	32	1	0
020 PCT. 1013	4168	2475	59.3 %	1600	651	222	2	0
021 PCT. 1025	3513	1511	43.0 %	1085	313	110	3	0
022 PCT. 1045	213	146	68.5 %	94	41	11	0	0
023 PCT. 1053	2318	849	36.6 %	575	208	66	0	0
024 PCT. 1103	3004	1441	47.9 %	960	358	122	1	0
025 PCT. 1156	2958	1877	63.4 %	1138	555	179	5	0
026 PCT. 1170	3745	2345	62.6 %	1406	734	203	2	0
027 PCT. 1183	2365	1229	51.9 %	749	379	100	1	0
028 PCT. 1205	3626	2070	57.0 %	1222	697	151	0	0
029 PCT. 1211	1946	1174	60.3 %	663	404	106	1	0
030 PCT. 1213	1163	687	59.0 %	382	241	64	0	0
031 PCT. 1222	3908	2446	62.5 %	1428	835	180	3	0
032 PCT. 1224	3144	2136	67.9 %	1294	675	161	6	0
033 PCT. 1226	3029	2071	68.3 %	1227	650	191	3	0
034 PCT. 1230	3888	2394	61.5 %	1366	833	188	7	0
035 PCT. 1238	3773	2072	54.9 %	1074	857	136	5	0
036 PCT. 1240	694	466	67.1 %	294	142	30	0	0
037 PCT. 1245	4227	2509	59.3 %	1432	906	170	1	0
038 PCT. 1315	2232	1203	53.8 %	787	309	106	1	0
039 PCT. 1321	1590	898	56.4 %	449	371	77	1	0
040 PCT. 1400	1196	639	53.4 %	343	241	52	3	0
041 PCT. 1402	363	220	60.6 %	117	75	27	1	0
042 PCT. 1500	411	220	53.5 %	106	96	18	0	0
043 PCT. 1504	1492	759	50.8 %	347	336	76	0	0
044 PCT. 1505	653	346	52.9 %	124	158	63	1	0
045 PCT. 1507	333	222	66.6 %	121	72	28	1	0
046 PCT. 1515	1026	717	69.8 %	434	219	64	0	0
047 PCT. 1546	1065	596	55.9 %	343	151	102	0	0
048 PCT. 2002	3575	1522	42.5 %	546	858	116	2	0
049 PCT. 2026	3646	1452	39.8 %	595	764	91	2	0
050 PCT. 2029	3200	1444	45.1 %	622	702	117	3	0
051 PCT. 2077	4352	2173	49.9 %	815	1170	186	2	0
052 PCT. 2086	3883	1625	41.8 %	785	723	117	0	0
053 PCT. 2099	2991	1121	37.4 %	664	356	99	2	0

26-1 PORTLAND COMM. COLLEGE BONDS

R	V	V	T	Y	N	U	O	W
E	O	C	U	E	O	N	V	R
G	A	A	R	S		D	E	I
I	T	S	N			E	R	T
S	E		O			R	V	E
T	S	S	U			V	O	-
E			T			O	T	I
R						T	E	N
E						E	S	S
D						S		

All Districts

054 PCT.	2100	3709	1969	53.0 %	817	1002	148	2	0
055 PCT.	2114	3347	1737	51.8 %	898	718	121	0	0
056 PCT.	2143	2252	1018	45.2 %	411	533	73	1	0
057 PCT.	3000	2337	1042	44.5 %	445	518	79	0	0
058 PCT.	3002	2432	1125	46.2 %	451	580	93	1	0
059 PCT.	3004	2636	959	36.3 %	509	370	79	1	0
060 PCT.	3008	3106	1520	48.9 %	774	627	116	3	0
061 PCT.	3058	4470	1848	41.3 %	1046	673	129	0	0
062 PCT.	3086	2482	1076	43.3 %	477	510	86	3	0
063 PCT.	3097	3419	1412	41.2 %	923	387	99	3	0
064 PCT.	3113	3016	1946	64.5 %	1208	580	155	3	0
065 PCT.	3128	3574	2165	60.5 %	1322	649	190	4	0
066 PCT.	3144	3567	2405	67.4 %	1584	627	189	5	0
067 PCT.	3151	4321	1775	41.0 %	1147	475	151	2	0
068 PCT.	3177	3795	2084	54.9 %	1127	793	161	3	0
069 PCT.	3185	2300	1118	48.6 %	367	638	111	2	0
070 PCT.	3193	3943	2131	54.0 %	1214	738	175	4	0
071 PCT.	3240	4194	2080	49.5 %	995	891	190	4	0
072 PCT.	3248	2369	1255	52.9 %	690	471	92	2	0
073 PCT.	3253	1068	549	51.4 %	376	109	64	0	0
074 PCT.	3259	4068	2313	56.8 %	1581	548	180	4	0
075 PCT.	3274	3027	1337	44.1 %	926	317	92	2	0
076 PCT.	3290	3394	2185	64.3 %	1292	717	170	6	0
077 PCT.	3297	1463	658	44.9 %	259	331	68	0	0
085 PCT.	4009	2231	1075	48.1 %	741	245	87	2	0
086 PCT.	4022	2956	1265	42.7 %	908	267	90	0	0
087 PCT.	4027	1915	891	46.5 %	626	206	58	1	0
088 PCT.	4041	4537	2545	56.0 %	1544	753	242	6	0
089 PCT.	4049	3191	1413	44.2 %	880	442	89	2	0
090 PCT.	4065	4309	2128	49.3 %	1272	710	144	2	0
091 PCT.	4106	3161	1654	52.3 %	1025	498	131	0	0
092 PCT.	4111	3207	1925	60.0 %	1113	640	168	4	0
093 PCT.	4125	2907	1324	45.5 %	478	712	130	4	0
094 PCT.	4131	2926	1585	54.1 %	796	659	129	1	0
095 PCT.	4155	3460	1854	53.5 %	806	880	166	2	0
096 PCT.	4167	1939	950	48.9 %	519	344	86	1	0
097 PCT.	4178	3883	1690	43.5 %	690	849	151	0	0
098 PCT.	4185	2666	1116	41.8 %	441	583	91	1	0
099 PCT.	4202	3074	1405	45.7 %	472	808	124	1	0
100 PCT.	4216	3882	1475	37.9 %	450	919	104	2	0
101 PCT.	4242	3928	2093	53.2 %	1099	798	193	3	0
102 PCT.	4250	4003	2058	51.4 %	921	951	181	5	0
103 PCT.	4254	2521	1348	53.4 %	705	515	127	1	0
104 PCT.	4282	2521	1626	64.4 %	909	542	170	5	0

26-1 PORTLAND COMM. COLLEGE BONDS

R	V	V	C	T	Y	N	U	O	W
E	O	O	A	U	E	O	N	V	R
G	T	T	S	R	S		D	E	I
I	E	E	T	N			E	R	T
S	R	S		O			R	V	E
T	S			U			V	O	-
E				T			O	T	I
R							T	E	N
E							E	S	S
D							S		

All Districts

105 PCT. 4295	2708	1454	53.6 %	869	478	105	2	0
106 PCT. 4299	3256	1283	39.4 %	417	750	115	1	0
108 PCT. 4320	1412	602	42.6 %	201	335	66	0	0
111 PCT. 4339	1971	772	39.1 %	244	468	57	3	0
112 PCT. 4340	876	396	45.2 %	139	218	39	0	0
	-----	-----	-----	-----	-----	-----	-----	-----
All Districts	232691	119433	51.3 %	64682	44757	9830	164	0
	=====	=====	=====	=====	=====	=====	=====	=====
RACE TOTALS	232691	119433	51.3 %	64682	44757	9830	164	0



WASHINGTON COUNTY
OREGON

I HEREBY CERTIFY that the attached abstract correctly represents the votes cast in Washington County for Portland Community College. The number of eligible voters within this district is 217,635.

WITNESS MY HAND and SEAL this 5th day of June 2000.

A handwritten signature in black ink, appearing to read "GKingsley". The signature is written in a cursive, flowing style.

Ginny Kingsley
Elections Manager
Washington County

Statement of Vote - Clackamas County Primary Election - May 16, 2000
 ** Portland Comm. College - Measure 26-1 **

Page Number 125.036.001

	REGISTE REO VOTERS	T URN OUT P ER C E N T A G E	T URN OUT P ER C E N T A G E	M e a s u r e 2 6 - 1 / P C C Y E S	I s s u e B o n d s ? 2 6 - 1 / P C C N O	B L A N K S	O V E R V O T E S													
CONSOL PREC NO 090	3	3	100.0%	3	0	0	0													
CONSOL PREC NO 091	143	107	74.8%	52	49	5	1													
CONSOL PREC NO 136	1094	660	60.3%	12	10	4	0													
CONSOL PREC NO 151	1270	823	64.8%	505	246	70	2													
CONSOL PREC NO 152	1079	619	57.3%	346	205	66	2													
CONSOL PREC NO 153	1196	601	50.2%	362	175	62	2													
CONSOL PREC NO 154	1403	689	49.1%	402	203	83	1													
CONSOL PREC NO 155	1527	930	60.9%	522	305	100	1													
CONSOL PREC NO 157	770	470	61.0%	247	162	59	2													
CONSOL PREC NO 158	1155	721	62.4%	442	204	72	3													
CONSOL PREC NO 159	1282	777	60.6%	465	243	68	1													
CONSOL PREC NO 160	1307	836	63.9%	505	243	86	2													
CONSOL PREC NO 162	1629	882	54.1%	479	335	63	5													
CONSOL PREC NO 163	1603	949	59.2%	576	264	106	3													
CONSOL PREC NO 164	1089	636	58.4%	370	198	66	2													
CONSOL PREC NO 165	1198	718	59.9%	396	175	50	2													
CONSOL PREC NO 166	1426	758	53.1%	460	234	61	3													
CONSOL PREC NO 167	1194	549	45.9%	357	131	39	0													
CONSOL PREC NO 169	693	385	55.5%	215	121	47	2													
CONSOL PREC NO 170	15	7	46.6%	2	5	0	0													
CONSOL PREC NO 251	3	1	33.3%	0	1	0	0													
CONSOL PREC NO 300	940	468	49.7%	265	164	38	1													
CONSOL PREC NO 301	1511	811	53.6%	476	261	72	2													
CONSOL PREC NO 303	931	446	47.9%	272	135	37	2													
CONSOL PREC NO 305	107	69	64.4%	45	18	6	0													
CONSOL PREC NO 306	12	7	58.3%	4	2	1	0													
CONSOL PREC NO 313	584	381	65.2%	223	122	35	1													
CONSOL PREC NO 326	1181	667	56.4%	36	19	4	0													
**** TOTALS ****	26345	14970	56.8%	8039	4230	1300	40													
	24046	13609	56.6																	

I, John Kauffman, County Clerk, certify that the votes recorded on this abstract correctly summarize the result of votes cast at the election indicated.
 By: *John Kauffman*
 JUN 1 2000

PORTLAND COMM. COLLEGE
OF GENERAL ELECTION RESULTS
YAMHILL COUNTY, OREGON

JURISDICTIONAL CANVASS

RUN DATE: 05/23/00 11:04 AM

26-1 PORTLAND COMMUNITY COLLEGE GENERAL OBLIGATION BONDS

VOTES PERCENT
562
6,978


04 = UNDER VOTES
05 = BALLOTS CAST

VOTES PERCENT
2,508 39.10
3,906 60.90

01 = YES
02 = NO
03 = OVER VOTES

	01	02	03	04	05
0001 NEWBERG RURAL N & E	391	458	1	103	953
0002 NEWBERG CITY CENTRAL NE	450	706	0	80	1236
0003 NEWBERG CITY N & NW	477	900	1	70	1448
0004 NEWBERG CITY S	354	722	0	48	1124
0007 DUNDEE AREA	266	344	0	93	703
0009 DUNDEE RURAL N & W	556	760	0	168	1484
0013 CARLTON AREA	3	2	0	0	5
0024 YAMHILL AREA	11	14	0	0	25

RECEIVED
00 MAY 26 AM 10:43
VICKI K. ERVIN,
DIRECTOR OF ELECTIONS



I CERTIFY THAT THE VOTES RECORDED ON THIS
ABSTRACT CORRECTLY SUBMIT THE TALLY
OF VOTES AS SHOWN ON THE LIST INDICATED.
Vicki K. Ervin
SIGNATURE OF COUNTY CLERK
MAY 23 2000
DATE OF ABSTRACT

State of Oregon)
)
County of Yamhill)

CERTIFICATE OF
VOTER
PARTICIPATION

CERTIFICATE

I, Charles Stern, County Clerk of Yamhill County, being first duly sworn, depose and say:

THAT the following are the true, actual, and final results of the ballots cast in the May 16, 2000 Election in Yamhill County, State of Oregon, for Measure 26-1, "PCC GENERAL OBLIGATION BONDS: IMPROVING CLASSROOMS AND BUILDINGS, UPGRADING TECHNOLOGY" in the Portland Community College District;


THAT the total number of registered voters eligible to vote on the question is 13,842 as defined by OAR 165.007.0130;


THAT the total voters casting ballots on the question were 6,978 as defined by OAR 165.007.0130;

Yes	2,508
No	3,906
Overvote	2
Undervote	562
Rejects	0
Total	6,978

THAT the percentage of ballots cast to the number of registered voters eligible to vote on the question in Yamhill County is 50.41%.

IN WITNESS WHEREOF, I have set my hand and seal this 23rd day of May, 2000.




Charles Stern
Yamhill County Clerk

OFFICIAL ABSTRACT

COLUMBIA COUNTY, OREGON
 PRIMARY MAY 16, 2000

RUN DATE:05/24/00 02:17 PM

REPORT-EL52 PAGE 0001

11 PCC GENERAL OBLIGATION BONDS: IMPROVING
 CLASSROOMS AND BUILDINGS, UPGRADING TECHNOLOGY

WITH 38 OF 38 PRECINCTS REPORTING

01 = YES	VOTES	PERCENT	03 = OVER VOTES	18
02 = NO	3,124	35.30	04 = UNDER VOTES	561
	5,725	64.70		

Total eligible voters - 18,303
 Total ballots cast - 9,389

	01	02	03	04
0010 S. MILTON	47	97	2	8
0011 N. MILTON	55	97	0	9
0012 S. MCNULTY	89	189	1	14
0013 N. MCNULTY	67	164	0	10
0019 S. WARREN	141	261	0	29
0020 N. WARREN	115	229	1	25
0021 ST. HELENS 1	50	117	1	10
0022 ST. HELENS 2	89	122	1	9
0023 ST. HELENS 3	100	200	0	12
0024 ST. HELENS 4	77	132	1	4
0025 ST. HELENS 5	55	127	2	14
0026 ST. HELENS 6	157	281	1	19
0027 ST. HELENS 7	68	140	1	19
0028 ST. HELENS 8	99	157	1	21
0029 ST. HELENS 9	85	144	2	14
0030 S. ST. HELENS	34	95	2	10
00 SCAPPOOSE 1	107	165	0	20
00 SCAPPOOSE 2	64	122	0	13
0033 SCAPPOOSE 3	158	236	0	27
0034 SCAPPOOSE 4	161	258	0	42
0035 S. SCAPPOOSE	105	194	0	19
0036 CANYON	68	128	0	11
0037 E. SCAPPOOSE	72	162	0	21
0038 W. SCAPPOOSE	84	154	0	10
0039 SAUVIE ISLAND	6	12	0	0
0040 YANKTON	142	290	0	33
0041 VERNONIA 1	56	93	0	10
0042 VERNONIA 2	47	74	1	5
0043 VERNONIA 3	77	130	0	15
0044 VERNONIA 4	57	91	0	6
0045 VERNONIA 5	89	123	0	18
0047 CHAPMAN	101	162	0	16
0048 S. DEER ISLAND	47	121	0	9
0049 N. DEER ISLAND	82	167	0	12
0051 S. MIST	29	63	0	10
0052 N. MIST	8	26	0	1
0053 COLUMBIA CITY	214	336	0	32
0055 E. CHAPMAN	22	66	1	4

I, hereby certify that the votes recorded on
 this abstract correctly summarize the tally
 of votes cast at the Biennial Primary Election
 held on May 16, 2000

Elizabeth E. Huser
 Elizabeth E. Huser
 Columbia County Clerk

26-3 REYNOLDS SCHOOL DIST. 7 BONDS

	R E G I S T E R E D	V O T E S	V O T E S	T U R N O U T	Y E S	N O	U N D E R V O T E S	O V E R V O T E S	W R I T E - I N S
All Districts									
009 PCT. 0432	106	33	31.1 %	10	20	3	0	0	0
012 PCT. 0542	8	3	37.5 %	3	0	0	0	0	0
013 PCT. 0543	21	3	14.2 %	1	2	0	0	0	0
014 PCT. 0546	77	23	29.8 %	13	10	0	0	0	0
017 PCT. 0590	17	4	23.5 %	3	1	0	0	0	0
078 PCT. 3307	636	389	61.1 %	152	182	55	0	0	0
081 PCT. 3322	1465	756	51.6 %	261	417	78	0	0	0
083 PCT. 3329	602	356	59.1 %	135	197	22	2	0	0
084 PCT. 3330	3240	1872	57.7 %	701	968	201	2	0	0
113 PCT. 4344	499	233	46.6 %	75	142	16	0	0	0
115 PCT. 4350	260	113	43.4 %	31	69	12	1	0	0
121 PCT. 5100	2619	1076	41.0 %	476	537	63	0	0	0
122 PCT. 5200	3658	1478	40.4 %	671	713	92	2	0	0
123 PCT. 5201	3020	1332	44.1 %	645	633	52	2	0	0
124 PCT. 5301	1349	579	42.9 %	238	302	37	2	0	0
125 PCT. 5401	287	165	57.4 %	71	83	10	1	0	0
126 PCT. 5425	59	27	45.7 %	9	15	3	0	0	0
129 PCT. 5604	29	19	65.5 %	9	10	0	0	0	0
130 PCT. 5819	1131	423	37.4 %	161	231	31	0	0	0
135 PCT. 5850	194	76	39.1 %	24	49	3	0	0	0
140 PCT. 5868	2421	1116	46.0 %	439	595	78	4	0	0
141 PCT. 5870	3184	1388	43.5 %	551	741	93	3	0	0
142 PCT. 5871	2151	793	36.8 %	344	384	65	0	0	0
All Districts	27033	12257	45.3 %	5023	6301	914	19	0	0
RACE TOTALS	27033	12257	45.3 %	5023	6301	914	19	0	0

VICKI K. ERVIN
Director of Elections



1040 S.E. Morrison St,
Portland, Oregon 97214-2495
(503)248-3720
(503)248-3719 FAX

**CERTIFICATE OF ELIGIBLE VOTERS AND VOTES CAST
PORTLAND SCHOOL DISTRICT NO. 1
PRIMARY ELECTION MAY 16, 2000**

TOTAL ELIGIBLE VOTERS:

Clackamas County	187
Multnomah County	230,075
Washington County	<u>1640</u>
	232,202

TOTAL VOTES CAST

Clackamas County	129
Multnomah County	118,087
Washington County	<u>3668</u>
	121,884

PERCENT OF ELIGIBLE VOTERS CASTING BALLOTS 52.49%

26-2 PORTLAND SCHOOL DIST. 1J 5 YR LEVY

	R E G I S T E R E D	V O T E S	V O T E S	T U R N O U T	Y E S	N O	U N D E R V O T E S	O V E R V O T E S	W R I T E - I N S
All Districts									
001 PCT. 0103	12	5	41.6 %	X	2	3	0	0	0
002 PCT. 0104	14	9	64.2 %	X	6	2	1	0	0
004 PCT. 0156	69	43	62.3 %	X	26	16	1	0	0
005 PCT. 0157	16	12	75.0 %	X	7	4	1	0	0
006 PCT. 0158	169	107	63.3 %	X	69	34	4	0	0
007 PCT. 0159	149	102	68.4 %	X	67	33	2	0	0
016 PCT. 0548	35	12	34.2 %	X	6	6	0	0	0
018 PCT. 0601	0	0	0.0 %	X	0	0	0	0	0
019 PCT. 1002	754	421	55.8 %	X	230	164	27	0	0
020 PCT. 1013	4168	2475	59.3 %	X	1759	544	172	0	0
021 PCT. 1025	3513	1511	43.0 %	X	1151	243	113	4	0
022 PCT. 1045	206	141	68.4 %	X	85	39	14	3	0
023 PCT. 1053	2318	849	36.6 %	X	597	183	68	1	0
024 PCT. 1103	3004	1441	47.9 %	X	1010	313	117	1	0
025 PCT. 1156	2958	1877	63.4 %	X	1234	490	150	3	0
026 PCT. 1170	3745	2345	62.6 %	X	1457	653	229	6	0
027 PCT. 1183	2365	1229	51.9 %	X	773	339	114	3	0
028 PCT. 1205	3626	2070	57.0 %	X	1295	610	163	2	0
029 PCT. 1211	1946	1174	60.3 %	X	690	373	109	2	0
030 PCT. 1213	985	646	65.5 %	X	411	190	44	1	0
031 PCT. 1222	3908	2446	62.5 %	X	1541	703	197	5	0
032 PCT. 1224	3144	2136	67.9 %	X	1358	583	188	7	0
033 PCT. 1226	3029	2071	68.3 %	X	1367	515	185	4	0
034 PCT. 1230	3888	2394	61.5 %	X	1461	738	186	9	0
035 PCT. 1238	3773	2072	54.9 %	X	1169	748	148	7	0
036 PCT. 1240	694	466	67.1 %	X	310	129	27	0	0
037 PCT. 1245	4227	2509	59.3 %	X	1575	761	168	5	0
038 PCT. 1315	2232	1203	53.8 %	X	801	278	122	2	0
039 PCT. 1321	1590	898	56.4 %	X	533	310	53	2	0
040 PCT. 1400	1134	599	52.8 %	X	331	222	43	3	0
041 PCT. 1402	359	216	60.1 %	X	116	83	17	0	0
042 PCT. 1500	206	121	58.7 %	X	66	51	4	0	0
043 PCT. 1504	1202	628	52.2 %	X	347	249	32	0	0
045 PCT. 1507	219	153	69.8 %	X	106	36	10	1	0
046 PCT. 1515	1026	717	69.8 %	X	468	204	43	2	0
048 PCT. 2002	3575	1522	42.5 %	X	692	705	123	2	0
049 PCT. 2026	3646	1452	39.8 %	X	748	620	82	2	0
050 PCT. 2029	3200	1444	45.1 %	X	679	634	125	6	0
051 PCT. 2077	4352	2173	49.9 %	X	966	1027	175	5	0
052 PCT. 2086	3883	1625	41.8 %	X	864	620	135	6	0
053 PCT. 2099	2991	1121	37.4 %	X	727	315	77	2	0
054 PCT. 2100	3709	1969	53.0 %	X	962	865	139	3	0
055 PCT. 2114	3347	1737	51.8 %	X	976	625	133	3	0
056 PCT. 2143	2252	1018	45.2 %	X	457	473	87	1	0

26-2 PORTLAND SCHOOL DIST. 1J 5 YR LEVY

R	V	V	T	Y	N	U	O	W
E	O	O	U	E	O	N	V	R
G	A	A	R	S		D	E	I
I	T	T	N			E	R	T
S	E	E	O			R	V	E
T	S	S	U			V	O	-
E			T			O	T	I
R						T	E	N
E						E	S	S
D						S		

All Districts

057 PCT. 3000	2337	1042	44.5 %	532	428	77	5	0
058 PCT. 3002	2432	1125	46.2 %	562	478	81	4	0
059 PCT. 3004	2636	959	36.3 %	550	339	69	1	0
060 PCT. 3008	3106	1520	48.9 %	871	543	102	4	0
061 PCT. 3058	4470	1848	41.3 %	1165	543	136	4	0
062 PCT. 3086	2482	1076	43.3 %	547	446	81	2	0
063 PCT. 3097	3419	1412	41.2 %	996	315	98	3	0
064 PCT. 3113	3016	1946	64.5 %	1372	477	93	4	0
065 PCT. 3128	3574	2165	60.5 %	1489	547	126	3	0
066 PCT. 3144	3567	2405	67.4 %	1783	503	116	3	0
067 PCT. 3151	4321	1775	41.0 %	1223	422	124	6	0
068 PCT. 3177	3795	2084	54.9 %	1282	655	146	1	0
069 PCT. 3185	2344	1147	48.9 %	454	570	121	2	0
070 PCT. 3193	3943	2131	54.0 %	1398	564	164	5	0
071 PCT. 3240	4194	2080	49.5 %	1121	790	167	2	0
072 PCT. 3248	2369	1255	52.9 %	769	404	81	1	0
073 PCT. 3253	1068	549	51.4 %	388	103	57	1	0
074 PCT. 3259	4068	2313	56.8 %	1678	468	163	4	0
075 PCT. 3274	3027	1337	44.1 %	977	263	92	5	0
076 PCT. 3290	3394	2185	64.3 %	1401	617	165	2	0
077 PCT. 3297	1442	649	45.0 %	296	290	62	1	0
085 PCT. 4009	2231	1075	48.1 %	775	203	96	1	0
086 PCT. 4022	2956	1265	42.7 %	942	217	103	3	0
087 PCT. 4027	1915	891	46.5 %	665	169	55	2	0
088 PCT. 4041	4537	2545	56.0 %	1704	623	212	6	0
089 PCT. 4049	3191	1413	44.2 %	950	359	102	2	0
090 PCT. 4065	4309	2128	49.3 %	1394	579	149	6	0
091 PCT. 4106	3161	1654	52.3 %	1131	393	126	4	0
092 PCT. 4111	3207	1925	60.0 %	1237	535	152	1	0
093 PCT. 4125	2907	1324	45.5 %	591	602	126	5	0
094 PCT. 4131	2926	1585	54.1 %	876	589	116	4	0
095 PCT. 4155	3460	1854	53.5 %	971	737	145	1	0
096 PCT. 4167	1939	950	48.9 %	556	301	91	2	0
097 PCT. 4178	3883	1690	43.5 %	810	711	164	5	0
098 PCT. 4185	2666	1116	41.8 %	541	477	94	4	0
099 PCT. 4202	3074	1405	45.7 %	607	667	127	4	0
100 PCT. 4216	3882	1475	37.9 %	589	760	123	3	0
101 PCT. 4242	3928	2093	53.2 %	1254	657	178	4	0
102 PCT. 4250	4003	2058	51.4 %	1070	807	174	7	0
103 PCT. 4254	2521	1348	53.4 %	800	433	111	4	0
104 PCT. 4282	2521	1626	64.4 %	1053	445	125	3	0
105 PCT. 4295	2708	1454	53.6 %	953	386	112	3	0
106 PCT. 4299	3256	1283	39.4 %	523	650	107	3	0
108 PCT. 4320	1412	602	42.6 %	267	286	49	0	0

26-2 PORTLAND SCHOOL DIST. 1J 5 YR LEVY

R	V	V	C	T	Y	N	U	O	W
E	O	O	A	U	E	O	N	V	R
G	T	T	S	R	S		D	E	I
I	E	E	T	N			E	R	T
S	R	S		O			R	V	E
T	S			U			V	O	-
E				T			O	T	I
R							T	E	N
E							E	S	S
D							S		

All Districts

111 PCT. 4339	1971	772	39.1 %	301	410	60	1	0
112 PCT. 4340	869	394	45.3 %	159	195	40	0	0
All Districts	230075	118087	51.3 %	71068	37689	9086	244	0
RACE TOTALS	230075	118087	51.3 %	71068	37689	9086	244	0



WASHINGTON COUNTY
OREGON

I HEREBY CERTIFY that the attached abstract correctly represents the votes cast in Washington County for Portland Public School District. The number of eligible voters within this district is 1,640.

WITNESS MY HAND and SEAL this 5th day of June 2000.

A handwritten signature in black ink, appearing to read "G Kingsley". The signature is written in a cursive, flowing style.

Ginny Kingsley
Elections Manager
Washington County

Statement of Vote - Clackamas County Primary Election - May 16, 2000
 ** Portland School - Measure 26-2 **

Page Number 127.037.001

	REGISTE RED VOTERS	TURN OUT	TURN OUT PERCENT AGE	5 Year Levy, Replac e S ch E S	Mea s - 2 6 - 2 / P o r t l a n d S c h N O	Mea s - 2 6 - 2 / P o r t l a n d S c h N O	B L A N K S	O V E R V O T E S											
CONSOL PREC NO 091	143	107	74.8%		62	40	5	0											
CONSOL PREC NO 167	1194	549	45.9%		10	10	2	0											
**** TOTALS ****	1337	656	49.0%		72	50	7	0											
	187	129	68.9%																

I, John Kauffman, County Clerk, certify that the votes recorded on this abstract correctly summarize the result of votes cast at the election indicated.

By: John Kauffman

JUN 1 2000

3-70 CLACKAMAS COUNTY FIRE DIST. 1 BONDS

R	V	V	C	T	Y	N	U	O	W
E	O	O	A	U	E	O	N	V	R
G	T	T	S	R	S		D	E	I
I	E	E	T	N			E	R	T
S	R	S		O			R	V	E
T	S			U			V	O	-
E				T			O	T	I
R							T	E	N
E							E	S	S
D							S		

All Districts

016 PCT. 0548	35	12	34.2 %	5	6	1	0	0
---------------	----	----	--------	---	---	---	---	---

All Districts	35	12	34.2 %	5	6	1	0	0
---------------	----	----	--------	---	---	---	---	---

RACE TOTALS	35	12	34.2 %	5	6	1	0	0
-------------	----	----	--------	---	---	---	---	---