

C. ssioner, Position 2 CITY OF PORTLAND

Vote For 1

- 01 = Jason Barbour
- 02 = Walt Nichols
- 03 = (TOY) Timothy O Youker
- 04 = Nick Fish


VOTES PERCENT

VOTES PERCENT

9	6.16		
20	13.70	05 = WRITE-IN	1 .68
2	1.37	06 = OVER VOTES	0
114	78.08	07 = UNDER VOTES	42

 01 02 03 04 05 06 07

0090 90	0	0	0	0	0	0	0
0091 91	0	7	0	56	0	0	19
0092 92	1	2	0	15	1	0	6
0093 93	4	7	1	35	0	0	11
0094 94	4	4	1	6	0	0	6
0095 95	0	0	0	2	0	0	0

CERTIFIED COPY OF THE ORIGINAL
 SHERRY HALL, COUNTY CLERK
 BY: 

		VOTES	PERCENT			VOTES	PERCENT
Commissioner, Position No. 2 CITY OF PORTLAND							
Vote For 1							
01 = Jason Barbour		5,884	6.07				
02 = Walt Nichols		9,829	10.14	05 = WRITE-IN		601	.62
03 = (TOY) Timothy O Youker		3,105	3.20	06 = OVER VOTES		32	
04 = Nick Fish		77,511	79.97	07 = UNDER VOTES		18,941	

	01	02	03	04	05	06	07
1013	43	72	10	1213	6	0	274
1017	40	42	12	702	3	2	136
1025	44	60	18	731	4	0	177
1045	6	10	0	115	1	0	24
1053	63	86	24	842	9	0	186
1103	79	92	27	789	10	2	179
1156	39	75	11	1162	3	0	238
1170	56	104	17	1486	8	0	301
1183	49	77	17	939	5	1	189
1205	68	128	31	1154	4	0	311
1211	41	74	18	638	8	0	171
1213	65	89	15	953	3	0	251
1222	81	143	41	1262	2	2	346
1224	50	101	32	1264	4	1	256
1226	28	58	7	830	8	0	181
1230	104	146	40	1304	10	0	398
1238	62	119	37	572	5	0	166
1240	41	39	10	586	7	1	146
1245	96	168	49	1208	8	0	368
1315	66	109	13	1169	12	1	241
1321	70	139	32	978	7	0	369
2002	95	148	54	797	8	1	197
2004	48	65	20	352	3	0	86
2026	62	69	23	530	5	0	142
2029	83	95	39	912	5	0	198
2077	100	147	51	1015	4	2	256
2086	87	98	32	936	10	0	210
2099	47	81	20	778	5	0	173
2100	97	143	47	1139	8	0	268
2114	60	88	36	1086	7	0	203
2143	74	129	38	625	5	0	208
3000	74	112	44	733	11	0	186
3002	56	113	41	937	4	0	188
3004	41	74	18	751	13	3	163
3008	50	77	35	975	11	0	220
3058	53	87	16	907	7	0	186
3097	37	50	19	1091	4	1	194
3113	74	109	18	1301	10	0	260
3128	54	123	40	1515	7	0	254
3144	42	87	26	1241	4	0	212
3151	47	64	17	903	6	0	153
3177	57	114	41	1154	14	1	280
3185	63	112	76	505	7	1	210
3193	73	96	23	1259	9	1	238
3240	92	138	39	1029	11	0	268
3248	51	88	24	790	5	0	176
3253	48	83	29	1259	5	0	260
3259	33	50	15	1385	2	0	237
3274	30	54	20	832	7	0	161
3290	62	131	21	1357	9	0	221
3297	60	76	24	506	3	0	126
3307	67	149	46	519	7	0	188
3311	79	135	54	498	5	0	203
3315	54	88	32	347	5	1	123

		VOTES	PERCENT			VOTES	PERCENT
Commissioner, Position No. 2 CITY OF PORTLAND							
Vote For 1							
01 = Jason Barbour		5,884	6.07				
02 = Walt Nichols		9,829	10.14	05 = WRITE-IN		601	.62
03 = (TOY) Timothy O Youker		3,105	3.20	06 = OVER VOTES		32	
04 = Nick Fish		77,511	79.97	07 = UNDER VOTES		18,941	

(CONTINUED FROM PREVIOUS PAGE)

	01	02	03	04	05	06	07
3322	58	121	39	487	5	1	187
3327	64	104	27	363	2	2	151
3329	94	190	74	747	10	0	269
3330	116	209	46	787	5	2	297
4022	40	62	23	773	10	0	125
4027	43	40	16	889	13	0	153
4041	52	78	19	1362	7	0	258
4049	54	63	20	1151	5	0	178
4065	62	92	27	1105	11	0	207
4106	40	51	10	842	12	0	132
4111	48	103	34	1180	7	2	251
4125	65	126	62	523	6	0	194
4131	46	88	38	807	3	0	160
4155	79	117	42	947	6	0	232
4167	66	96	19	1123	8	0	216
4178	64	103	51	598	6	0	133
4185	59	108	30	478	3	0	130
4202	81	139	45	602	5	1	169
4216	32	72	24	164	2	0	67
4242	79	106	24	962	5	0	192
4250	65	127	29	777	4	0	204
4254	56	103	26	840	8	0	176
4282	72	96	24	1187	3	0	330
4295	64	91	29	1305	9	1	239
4299	89	173	75	606	7	1	203
4309	75	142	40	403	7	0	201
4320	50	101	33	467	2	0	176
4333	81	174	60	644	7	0	233
4338	72	147	58	481	13	0	184
4339	100	158	57	543	7	1	168
4340	49	86	25	254	2	0	115
4344	64	101	55	376	3	0	154
4345	89	152	80	517	2	0	240
4350	104	214	69	583	11	0	205
4352	50	90	27	276	6	0	108
4359	48	89	35	276	1	0	146
4360	57	100	41	342	3	0	121
4361	88	185	54	493	7	0	180
4362	43	104	26	389	8	0	87
4363	85	124	53	1001	7	0	214

Certificate

I certify that the votes recorded on this abstract correctly summarize the tally of votes cast at the election indicated.



Tim Scott, Director of Elections
 Multnomah County, Oregon

Numbered Key Canvass
 RUN DATE:06/03/10 09:45 AM


Washington County
 Primary Election
 May 18, 2010
 Nonpartisan

Official
 REPORT-EL52 PAGE 0114

		VOTES PERCENT		VOTES PERCENT	
City of Portland Commissioner Pos 2					
Vote for 1					
01 = Jason Barbour		23	13.07		
02 = Walt Nichols		16	9.09	05 = WRITE-IN	1 .57
03 = (TOY) Timothy O Youker		7	3.98	06 = OVER VOTES	0
04 = Nick Fish		129	73.30	07 = UNDER VOTES	57


		01	02	03	04
		05	06	07	

0331 331 PORTLAND/BARNES		0	0	0	2
0375 375 PORTLAND CITY		9	4	1	57
0391 391 PORTLAND CITY		4	6	3	29
0392 392 PORTLAND CITY COM 2		9	6	3	25
0441 441 PORTLAND CITY SOUTH		1	0	0	16



		VOTES PERCENT				VOTES PERCENT							
City of Portland Commissioner Pos 3													
Vote for 1													
01 = Rudy Soto		8	4.35	07 = Jesse Cornett		7	3.80						
02 = Dan Saltzman		109	59.24	08 = Michael J Courtney		13	7.07						
03 = Martha Perez		5	2.72	09 = Jason Renaud		2	1.09						
04 = Spencer Burton		6	3.26	10 = WRITE-IN		1	.54						
05 = Mary Volm		32	17.39	11 = OVER VOTES		0							
06 = Edward (Ed) Garren		1	.54	12 = UNDER VOTES		49							

		01	02	03	04	05	06	07	08	09	10	11	12
0331 331 PORTLAND/BARNES		0	2	0	0	0	0	0	0	0	0	0	0
0375 375 PORTLAND CITY		1	47	1	3	14	0	3	4	1	0	0	22
0391 391 PORTLAND CITY		4	25	1	1	9	1	0	5	0	0	0	12
0392 392 PORTLAND CITY COM 2		2	19	3	2	8	0	4	4	1	1	0	10
0441 441 PORTLAND CITY SOUTH		1	16	0	0	1	0	0	0	0	0	0	5



				VOTES	PERCENT					VOTES	PERCENT	
Commissioner, Position No. 3 CITY OF PORTLAND												
Vote For 1												
01 = Rudy Soto				7,131	7.11	07 = Jesse Cornett					8,053	8.03
02 = Dan Saltzman				55,362	55.21	08 = Michael J Courtney					5,482	5.47
03 = Martha Perez				2,990	2.98	09 = Jason Renaud					1,299	1.30
04 = Spencer Burton				5,768	5.75	10 = WRITE-IN					316	.32
05 = Mary Volm				11,923	11.89	11 = OVER VOTES					168	
06 = Edward (Ed) Garren				1,950	1.94	12 = UNDER VOTES					15,461	

	01	02	03	04	05	06	07	08	09	10	11	12
1013	52	967	21	66	158	6	86	37	6	1	0	218
1017	48	476	22	59	86	21	76	13	6	3	1	126
1025	62	505	24	73	90	16	73	21	9	2	0	159
1045	10	82	6	7	16	6	2	6	1	0	0	20
1053	70	630	53	65	104	18	71	22	15	8	0	154
1103	71	569	41	65	110	19	74	24	33	4	2	166
1156	62	917	19	71	134	12	75	36	7	3	0	192
1170	82	1206	22	63	188	17	81	53	9	5	2	244
1183	78	704	20	54	143	8	58	37	18	3	0	154
1205	102	900	35	87	177	25	75	53	14	3	4	221
1211	51	485	19	35	109	22	55	25	6	1	0	142
1213	91	739	22	48	125	22	64	61	3	4	0	197
1222	112	965	38	72	184	28	104	89	10	2	2	271
1224	93	1035	22	58	154	18	70	49	22	3	0	184
1226	47	669	13	40	114	9	36	25	7	5	0	147
1230	103	1052	37	88	212	19	108	88	9	5	0	281
1238	57	436	18	45	126	17	39	82	16	2	1	122
1240	29	452	15	21	115	9	43	25	4	2	2	113
1245	148	902	33	87	228	28	84	100	17	7	1	262
1315	69	865	35	98	157	19	97	45	17	4	2	203
1321	101	770	31	75	166	13	64	75	11	1	2	286
2002	113	527	66	84	115	29	97	78	23	4	2	162
2004	55	229	43	31	49	15	38	32	7	3	2	70
2026	52	358	23	51	78	20	69	50	11	2	1	116
2029	107	611	51	70	128	31	109	32	22	6	5	160
2077	112	683	49	71	162	38	127	90	24	3	3	213
2086	109	594	55	71	130	26	127	48	8	2	4	199
2099	62	537	58	55	75	20	100	11	23	3	1	159
2100	129	811	32	87	156	44	152	59	10	2	0	220
2114	92	706	42	72	145	20	131	49	22	2	1	198
2143	65	460	37	39	150	72	48	53	5	1	2	147
3000	104	519	35	60	114	29	74	63	15	1	3	143
3002	85	618	36	80	130	23	114	68	14	4	0	167
3004	87	454	52	66	75	23	113	20	13	6	7	147
3008	81	670	42	68	128	23	99	54	11	4	6	182
3058	75	605	44	65	98	16	125	58	15	0	1	154
3097	78	734	38	59	108	22	145	23	18	4	3	164
3113	92	980	33	68	153	9	106	76	23	3	1	228
3128	98	1073	31	76	245	15	111	63	19	2	0	260
3144	72	938	27	47	185	12	65	39	17	1	0	209
3151	51	597	52	81	92	12	122	19	21	6	3	134
3177	94	800	34	57	174	22	117	81	17	4	0	261
3185	72	368	32	59	98	17	45	91	15	6	3	168
3193	100	872	58	64	153	21	122	57	26	5	2	219
3240	108	730	56	87	143	30	106	82	14	6	0	215
3248	76	528	27	60	120	33	82	35	7	2	2	162
3253	94	860	52	82	160	17	119	32	23	4	3	238
3259	63	987	30	57	172	19	121	32	21	0	2	218
3274	36	534	30	76	86	19	127	31	27	7	1	130
3290	73	981	19	82	258	14	113	54	15	8	1	183
3297	54	339	34	36	79	20	54	49	16	2	1	111
3307	63	399	18	57	134	21	48	88	10	4	0	134

				VOTES	PERCENT					VOTES	PERCENT	
Commissioner, Position No. 3 CITY OF PORTLAND												
Vote For 1												
01 = Rudy Soto				7,131	7.11	07 = Jesse Cornett					8,053	8.03
02 = Dan Saltzman				55,362	55.21	08 = Michael J Courtney					5,482	5.47
03 = Martha Perez				2,990	2.98	09 = Jason Renaud					1,299	1.30
04 = Spencer Burton				5,768	5.75	10 = WRITE-IN					316	.32
05 = Mary Volm				11,923	11.89	11 = OVER VOTES					168	
06 = Edward (Ed) Garren				1,950	1.94	12 = UNDER VOTES					15,461	

(CONTINUED FROM PREVIOUS PAGE)

	01	02	03	04	05	06	07	08	09	10	11	12
3311	79	379	28	32	99	30	54	94	11	3	3	162
3315	53	239	23	49	58	17	40	69	5	2	1	94
3322	66	364	21	27	106	12	55	85	10	3	3	146
3327	51	300	23	31	80	10	35	57	6	1	3	116
3329	103	528	36	59	146	35	75	168	11	6	4	213
3330	105	606	39	66	165	27	63	153	14	3	7	214
4022	63	458	47	62	92	20	147	14	22	3	1	104
4027	44	535	17	81	110	20	166	21	20	5	1	134
4041	89	883	39	80	198	28	183	32	26	7	1	210
4049	81	747	27	87	134	21	146	29	20	3	3	173
4065	103	727	39	71	158	20	145	32	16	3	2	188
4106	47	524	33	69	104	20	118	22	17	3	2	128
4111	83	823	26	74	218	25	105	59	14	2	2	194
4125	63	391	30	63	106	11	74	88	13	1	1	135
4131	60	580	25	72	128	12	85	40	16	3	1	120
4155	83	648	44	78	165	25	109	69	10	6	3	183
4167	80	725	35	99	169	15	171	43	10	4	1	176
4178	70	393	48	61	95	10	86	60	12	5	3	112
4185	60	320	16	63	80	20	84	47	5	0	0	113
4202	82	427	18	58	114	26	83	61	20	6	2	145
4216	30	104	15	23	35	10	28	42	4	3	0	67
4242	68	707	37	61	162	22	89	39	14	2	2	165
4250	82	566	18	61	139	10	99	55	11	5	2	158
4254	73	567	36	71	148	22	103	34	11	4	1	139
4282	85	927	21	61	205	4	98	51	11	0	0	249
4295	103	963	28	81	157	33	114	36	15	5	0	203
4299	98	437	38	55	115	23	112	112	19	7	0	138
4309	61	300	28	57	92	14	46	101	12	3	4	150
4320	66	381	17	39	95	13	24	57	8	1	2	126
4333	98	471	48	54	123	28	61	105	22	3	3	183
4338	65	322	26	55	100	41	77	100	8	10	5	146
4339	100	417	35	59	104	20	87	81	15	4	0	112
4340	35	191	20	32	47	18	33	57	7	2	2	87
4344	69	260	26	36	88	16	28	91	15	2	2	120
4345	83	341	29	71	119	32	55	134	14	1	2	199
4350	93	423	30	83	132	36	71	133	16	3	5	161
4352	40	224	23	30	46	11	34	54	7	3	6	79
4359	32	215	8	29	71	19	30	69	7	0	2	113
4360	51	236	21	44	64	20	51	62	12	3	1	99
4361	86	357	30	53	110	22	66	121	19	5	3	135
4362	45	263	18	43	84	19	45	53	8	4	0	75
4363	113	665	42	93	173	29	117	69	14	2	3	164

Certificate

I certify that the votes recorded on this abstract correctly summarize the tally of votes cast at the election indicated.



**Tim Scott, Director of Elections
 Multnomah County, Oregon**

		VOTES	PERCENT			VOTES	PERCENT
C. ssioner, Position 3 CITY OF PORTLAND							
Vote For 1							
01 = Rudy Soto		6	3.85	07 = Jesse Cornett		9	5.77
02 = Dan Saltzman		93	59.62	08 = Michael J Courtney		9	5.77
03 = Martha Perez		5	3.21	09 = Jason Renaud		1	.64
04 = Spencer Burton		2	1.28	10 = WRITE-IN		1	.64
05 = Mary Volm		27	17.31	11 = OVER VOTES		0	
06 = Edward (Ed) Garren		3	1.92	12 = UNDER VOTES		32	

	01	02	03	04	05	06	07	08	09	10	11	12
0090 90	0	0	0	0	0	0	0	0	0	0	0	0
0091 91	1	48	0	0	10	1	5	2	0	0	0	15
0092 92	0	14	1	1	3	0	0	3	0	1	0	2
0093 93	4	23	3	1	12	2	3	1	0	0	0	9
0094 94	1	6	1	0	2	0	1	3	1	0	0	6
0095 95	0	2	0	0	0	0	0	0	0	0	0	0

CERTIFIED COPY OF THE ORIGINAL
 SHERRY HALL, COUNTY CLERK
 BY: *Sherry Hall*

NUMBERED KEY CANVASS

RUN DATE:06/01/10 09:10 AM

Clackamas County
Primary Election
May 18, 2010

REPORT-EL52 PAGE 0126

At Large CITY OF PORTLAND
Vote For 1
01 = LaVonne Griffin-Valade
02 = WRITE-IN

VOTES PERCENT

VOTES PERCENT

89 100.00
0

03 = OVER VOTES
04 = UNDER VOTES

0
99

	01	02	03	04
0090 90	0	0	0	0
0091 91	34	0	0	48
0092 92	14	0	0	11
0093 93	32	0	0	26
0094 94	7	0	0	14
0095 95	2	0	0	0

CERTIFIED COPY OF THE ORIGINAL
SHERRY HALL, COUNTY CLERK

BY: *Sherry Hall*

Auditor CITY OF PORTLAND
 Vote For 1
 01 = LaVonne Griffin-Valade
 02 = WRITE-IN

VOTES PERCENT
 57,718 98.47
 896 1.53
 03 = OVER VOTES
 04 = UNDER VOTES

VOTES PERCENT
 0
 57,289

	01	02	03	04
1013	744	7	0	867
1017	494	8	0	435
1025	550	7	0	477
1045	84	0	0	72
1053	686	10	0	514
1103	646	8	0	524
1156	683	5	0	840
1170	936	10	0	1026
1183	661	6	0	610
1205	822	10	0	864
1211	461	7	0	482
1213	679	6	0	691
1222	945	7	0	925
1224	823	10	0	875
1226	495	6	0	611
1230	944	13	0	1045
1238	474	5	0	482
1240	390	4	0	436
1245	888	11	0	998
1315	865	12	0	734
1321	757	11	0	827
2002	711	15	0	574
2004	333	6	0	235
2026	447	8	0	376
2029	725	11	0	596
2077	812	11	0	752
2086	717	10	0	646
2099	539	11	0	554
2100	848	18	0	836
2114	722	9	0	749
2143	568	9	0	502
3000	630	9	0	521
3002	695	10	0	634
3004	557	8	0	498
3008	714	11	0	643
3058	604	8	0	644
3097	717	9	0	670
3113	869	13	0	890
3128	918	12	0	1063
3144	751	8	0	853
3151	598	14	0	578
3177	788	11	0	862
3185	476	8	0	490
3193	868	16	0	815
3240	752	12	0	813
3248	556	8	0	570
3253	855	4	0	825
3259	829	5	0	888
3274	522	12	0	570
3290	819	15	0	967
3297	401	4	0	390
3307	489	9	0	478
3311	487	8	0	479
3315	346	12	0	292
3322	491	9	0	398
3327	358	5	0	350

		VOTES	PERCENT		VOTES	PERCENT
Auditor CITY OF PORTLAND						
Vote For 1						
01 = LaVonne Griffin-Valade		57,718	98.47	03 = OVER VOTES		0
02 = WRITE-IN		896	1.53	04 = UNDER VOTES	57,289	

(CONTINUED FROM PREVIOUS PAGE)

	01	02	03	04
3329	677	13	0	694
3330	779	6	0	677
4022	523	12	0	498
4027	556	6	0	592
4041	770	16	0	990
4049	677	8	0	786
4065	725	11	0	768
4106	536	9	0	542
4111	715	10	0	900
4125	498	10	0	468
4131	512	14	0	616
4155	676	10	0	737
4167	756	15	0	757
4178	477	9	0	469
4185	370	6	0	432
4202	548	13	0	481
4216	201	5	0	155
4242	714	6	0	648
4250	596	6	0	604
4254	617	9	0	583
4282	778	8	0	926
4295	869	11	0	858
4299	556	16	0	582
4309	464	7	0	397
4320	432	5	0	392
4333	647	13	0	539
4338	506	18	0	431
4339	541	12	0	481
4340	273	6	0	252
4344	396	9	0	348
4345	543	10	0	527
4350	690	11	0	485
4352	306	11	0	240
4359	259	5	0	331
4360	354	10	0	300
4361	523	17	0	467
4362	360	7	0	290
4363	759	15	0	710

Certificate

I certify that the votes recorded on this abstract correctly summarize the tally of votes cast at the election indicated.



Tim Scott, Director of Elections
 Multnomah County, Oregon

Numbered Key Canvass
 RUN DATE:06/03/10 09:45 AM

Washington County
 Primary Election
 May 18, 2010
 Nonpartisan

Official
 REPORT-EL52 PAGE 0113

	VOTES PERCENT		VOTES PERCENT	
City of Portland Auditor				
Vote for 1				
01 = LaVonne Griffin-Valade	124	98.41	03 = OVER VOTES	0
02 = WRITE-IN	2	1.59	04 = UNDER VOTES	107

	01	02	03	04

0331 331 PORTLAND/BARNES	0	0	0	2
0375 375 PORTLAND CITY	49	0	0	47
0391 391 PORTLAND CITY	30	0	0	28
0392 392 PORTLAND CITY COM 2	30	2	0	22
0441 441 PORTLAND CITY SOUTH	15	0	0	8

