

Director, Position 3, Zone 2
MULTNOMAH EDUCATION SERVICE DISTRICT

Vote For 1

01 = Harry Ainsworth
02 = WRITE-IN

VOTES PERCENT

VOTES PERCENT

10,251 98.04
205 1.96

03 = OVER VOTES
04 = UNDER VOTES

0
4,948

	01	02	03	04
0158 158	6	0	0	4
1002	82	1	0	41
1013	617	6	0	340
1025	354	10	0	129
1045	47	1	0	18
1053	417	13	0	138
1103	392	18	0	121
1156	436	6	0	213
1240	39	0	0	16
1315	541	10	0	210
1321	336	4	0	124
1500	39	1	0	22
1504	139	0	0	64
1507	32	1	0	15
1515	177	1	0	70
3144	473	2	0	370
3151	297	9	0	168
3240	465	11	0	195
3248	387	7	0	131
3253	506	7	0	273
3259	539	10	0	333
3274	272	5	0	145
3290	578	18	0	296
4022	276	15	0	141
4027	285	4	0	148
4041	485	10	0	287
4106	287	4	0	147
4111	508	6	0	290
4131	333	9	0	144
4155	466	10	0	167
4167	440	6	0	188

Certificate

I certify that the votes recorded on this abstract correctly summarize the tally of votes cast at the election indicated.



Tim Scott, Director of Elections
Multnomah County, Oregon

RUN DATE:06/03/09 11:00 AM

Multnomah ESD Director, Pos. 3 - Zone 2

Vote for 1
01 = Harry Ainsworth
02 = WRITE-IN


VOTES PERCENT

167 98.82 03 = OVER VOTES
2 1.18 04 = UNDER VOTES

VOTES PERCENT

0
124

	01	02	03	04
0366 366	11	0	0	5
0375 375	17	0	0	17
0378 378	101	1	0	59
0386 386	38	1	0	43
0392 392	0	0	0	0



CERTIFIED TO BE A TRUE AND
CORRECT COPY OF THE ORIGINAL
Date June 3, 2009
BY [Signature]
WASHINGTON COUNTY
ELECTIONS DIVISION

Director, Position 4, Zone 4
MULTNOMAH EDUCATION SERVICE DISTRICT

VOTES PERCENT

VOTES PERCENT

Vote For 1

- 01 = Jean Haliski
- 02 = Casey Kostman
- 03 = WRITE-IN

5,267 62.55
3,082 36.60
72 .86

04 = OVER VOTES
05 = UNDER VOTES

3
640

	01	02	03	04	05
3000	88	38	1	0	1
3185	11	2	0	0	1
3297	2	0	0	0	1
3307	285	120	3	0	34
3311	290	130	3	0	12
3315	195	103	3	0	15
3327	224	97	3	0	37
3329	347	151	5	0	31
4125	242	142	0	0	26
4216	67	49	2	0	2
4309	189	125	5	0	15
4320	311	121	4	0	39
4333	353	192	4	0	44
4338	219	128	4	2	22
4339	241	157	5	1	36
4340	124	89	2	0	10
4344	143	88	2	0	15
4345	267	192	2	0	59
4350	291	192	6	0	31
4352	144	89	2	0	15
4359	142	78	4	0	50
4360	147	139	0	0	15
4361	225	178	5	0	38
4362	169	106	3	0	23
5029	64	27	0	0	5
5602	26	19	0	0	3
5605	6	4	1	0	0
5819	76	55	0	0	7
5842	1	3	0	0	2
5853	152	137	2	0	17
5855	226	131	1	0	34

Certificate

I certify that the votes recorded on this abstract correctly summarize the tally of votes cast at the election indicated.



Tim Scott, Director of Elections
Multnomah County, Oregon

NUMBERED KEY CANVASS

Clackamas County, Oregon
Special Election
May 19, 2009

RUN DATE:06/03/09 08:59 AM

REPORT-EL52 PAGE 0016

Director, Zone 4, Position 4 MULTNOMAH ESD

VOTES PERCENT

VOTES PERCENT

Vote for 1

01 = Jean Haliski

43 71.67

02 = Casey Kostman

17 28.33

03 = WRITE-IN

0

04 = OVER VOTES

0

05 = UNDER VOTES

37

	01	02	03	04	05
0094 94	0	0	0	0	0
0096 96	3	1	0	0	3
0097 97	1	0	0	0	0
0390 390	38	16	0	0	24
0444 444	1	0	0	0	10

CERTIFIED COPY OF THE ORIGINAL
SHERRY HALL, COUNTY CLERK

BY: *Sherry Hall*

Director, Position 1, Zone 5
MULTNOMAH EDUCATION SERVICE DISTRICT

Vote For 1
01 = Bernie Giusto
02 = WRITE-IN

VOTES PERCENT

VOTES PERCENT

5,775 86.23
922 13.77

03 = OVER VOTES
04 = UNDER VOTES

0
3,682

	01	02	03	04
0543 543	1	0	0	1
0547 547	4	0	0	3
3322	226	32	0	156
3329	63	15	0	52
3330	439	61	0	289
4338	31	5	0	17
4344	33	6	0	16
5100	346	37	0	206
5200	347	43	0	201
5201	234	38	0	183
5301	78	17	0	50
5401	27	5	0	23
5425	391	101	0	519
5602	4	0	0	0
5604	202	49	0	240
5819	182	37	0	92
5820	397	46	0	193
5828	358	41	0	154
5842	410	97	0	266
5846	388	63	0	226
5850	160	26	0	72
5851	389	49	0	216
5853	138	26	0	75
5855	75	17	0	39
5861	179	27	0	76
5868	244	30	0	140
5870	275	44	0	114
5871	154	10	0	63

Certificate

I certify that the votes recorded on this abstract correctly summarize the tally of votes cast at the election indicated.



Tim Scott, Director of Elections
Multnomah County, Oregon

NUMBERED KEY CANVASS

Clackamas County, Oregon
Special Election
May 19, 2009

RUN DATE:06/03/09 08:59 AM

REPORT-EL52 PAGE 0017

Director, Zone 5, Position 1 MULTNOMAH ESD

VOTES PERCENT

VOTES PERCENT

Vote for 1

01 = Bernie Giusto

02 = WRITE-IN

398 90.66
41 9.34

03 = OVER VOTES
04 = UNDER VOTES

0
384

	01	02	03	04
0390 390	50	11	0	37
0394 394	67	8	0	102
0401 401	96	9	0	86
0403 403	54	7	0	45
0404 404	35	2	0	17
0405 405	78	3	0	64
0443 443	18	1	0	33

CERTIFIED COPY OF THE ORIGINAL
SHERRY HALL, COUNTY CLERK

BY: *Sherry Hall*

Director, Position 2, At Large
 MULTNOMAH EDUCATION SERVICE DISTRICT

	VOTES	PERCENT		VOTES	PERCENT
01 = Eric Holmes	13,258	24.33	04 = WRITE-IN	414	.76
02 = Sean Schafer	30,948	56.80	05 = OVER VOTES	125	
03 = Chuck Moffit	9,869	18.11	06 = UNDER VOTES	7,796	

	01	02	03	04	05	06
0156 156	3	8	3	0	0	6
0158 158	3	2	0	0	0	5
0543 543	1	0	1	0	0	0
0547 547	2	4	1	0	0	0
0548 548	0	0	1	0	0	0
0601 601	0	0	0	0	0	0
1002	13	81	14	1	0	15
1013	94	617	89	5	1	157
1025	80	284	67	2	1	59
1045	8	41	7	0	0	10
1053	92	323	78	6	1	68
1103	99	302	69	7	2	52
1156	91	405	48	5	1	105
1170	126	616	65	3	3	144
1183	115	318	57	4	0	48
1205	124	423	95	5	0	55
1211	57	234	55	3	1	45
1213	85	374	66	6	0	105
1222	141	475	94	2	2	53
1224	110	500	80	1	0	103
1226	62	312	55	3	0	58
1230	136	450	114	0	0	72
1238	89	205	62	8	1	29
1240	52	221	43	5	1	41
1245	139	531	107	6	2	91
1315	155	425	105	4	1	71
1321	68	282	43	1	2	68
1400	50	170	29	2	2	24
1500	10	42	6	0	0	4
1504	37	115	41	0	0	10
1507	9	29	1	0	0	9
1515	28	161	25	0	1	33
1546	72	224	69	9	3	478
2002	148	223	104	4	0	36
2026	151	270	119	5	2	41
2029	129	242	115	4	1	42
2077	186	278	142	9	2	59
2086	125	269	110	5	1	49
2099	74	196	51	4	0	45
2100	166	353	133	5	4	63
2114	118	328	112	2	0	54
2143	104	219	84	3	6	38
3000	125	199	89	6	1	34
3002	138	296	78	5	0	33
3004	90	159	76	6	0	24
3008	158	366	100	8	0	58
3058	91	267	79	2	0	44
3097	103	293	79	6	1	62
3113	130	489	94	5	0	139
3128	156	597	99	4	0	190
3144	98	469	67	4	2	205
3151	106	218	76	4	0	70
3177	138	386	108	7	1	80

Director, Position 2, At Large
MULTNOMAH EDUCATION SERVICE DISTRICT

VOTES PERCENT

VOTES PERCENT

Vote For 1

- 01 = Eric Holmes
- 02 = Sean Schafer
- 03 = Chuck Moffit

13,258	24.33	04 = WRITE-IN
30,948	56.80	05 = OVER VOTES
9,869	18.11	06 = UNDER VOTES

414	.76
125	
7,796	

(CONTINUED FROM PREVIOUS PAGE)

	01	02	03	04	05	06
3185	134	180	77	5	1	31
3193	133	403	139	5	1	99
3240	139	346	114	5	4	63
3248	103	277	87	2	0	56
3253	136	409	107	4	2	128
3259	100	519	89	1	0	173
3274	60	251	51	0	0	60
3290	115	545	86	2	2	142
3297	82	150	58	4	1	24
3307	138	196	71	3	0	34
3311	131	179	89	2	0	34
3315	104	136	47	3	0	26
3322	112	187	65	0	1	49
3327	107	162	50	3	1	38
3329	177	288	128	7	2	62
3330	208	320	158	3	6	94
4022	62	250	75	6	1	38
4027	67	272	52	1	0	45
4041	97	468	108	3	4	102
4049	100	384	91	5	3	47
4065	106	388	83	6	1	45
4106	60	271	61	2	0	44
4111	152	438	91	3	2	118
4125	112	192	82	1	0	23
4131	81	274	82	5	1	43
4155	157	297	117	5	1	66
4167	101	369	97	3	1	63
4178	104	184	76	2	1	14
4185	81	162	66	1	1	22
4202	134	212	89	5	1	26
4216	48	42	23	0	0	7
4242	142	328	95	1	5	48
4250	99	268	97	3	1	46
4254	96	268	81	8	0	48
4282	97	469	72	0	5	104
4295	113	502	99	1	1	61
4299	144	179	97	12	2	19
4309	99	164	51	1	1	18
4320	114	222	91	5	0	43
4333	175	247	115	1	0	55
4338	151	159	88	2	1	27
4339	137	190	78	2	0	33
4340	75	81	59	1	1	8
4344	107	125	46	2	1	22
4345	162	186	96	1	1	74
4350	152	210	125	4	2	27
4352	91	99	43	3	0	14
4359	65	103	54	5	0	47
4360	109	109	67	0	1	15
4361	135	187	78	6	0	40
4362	93	123	65	2	0	18
4363	155	303	99	11	2	42
5029	22	48	17	0	0	9

Director, Position 2, At Large
 MULTNOMAH EDUCATION SERVICE DISTRICT

VOTES PERCENT

VOTES PERCENT

Vote For 1

- 01 = Eric Holmes
- 02 = Sean Schafer
- 03 = Chuck Moffit

13,258 24.33 04 = WRITE-IN
 30,948 56.80 05 = OVER VOTES
 9,869 18.11 06 = UNDER VOTES

414 .76
 125
 7,796

(CONTINUED FROM PREVIOUS PAGE)

	01	02	03	04	05	06
5100	154	216	120	2	2	95
5200	172	200	115	2	0	102
5201	141	154	103	0	0	57
5301	53	38	33	0	0	21
5401	12	19	10	1	0	13
5425	183	223	182	8	0	415
5602	16	17	15	0	0	4
5604	80	112	108	4	0	187
5605	1	4	4	1	1	0
5819	130	157	121	1	2	38
5820	193	232	127	2	1	81
5828	179	176	126	2	1	69
5842	159	316	152	6	1	145
5846	171	240	146	6	0	114
5850	77	83	39	6	0	53
5851	196	195	141	2	3	117
5853	154	210	128	5	0	50
5855	150	224	92	2	0	55
5861	84	107	51	1	0	39
5868	108	159	81	3	0	63
5870	129	153	95	6	5	45
5871	57	101	53	0	1	15

Certificate

I certify that the votes recorded on this abstract correctly summarize the tally of votes cast at the election indicated.



 Tim Scott, Director of Elections
 Multnomah County, Oregon

NUMBERED KEY CANVASS

Clackamas County, Oregon
 Special Election
 May 19, 2009

RUN DATE:06/03/09 08:59 AM

REPORT-EL52 PAGE 0014

Director, At Large, Position 2 MULTNOMAH ESD

VOTES PERCENT

VOTES PERCENT

Vote for 1

- 01 = Eric Holmes
- 02 = Sean Schafer
- 03 = Chuck Moffit

151 29.04 04 = WRITE-IN
 164 31.54 05 = OVER VOTES
 198 38.08 06 = UNDER VOTES

7 1.35
 3
 473

	01	02	03	04	05	06
0091 91	5	10	3	0	0	10
0094 94	0	0	0	0	0	0
0096 96	2	1	1	0	0	3
0097 97	1	0	0	0	0	0
0167 167	1	0	0	0	0	2
0313 313	4	4	1	0	0	36
0390 390	17	36	36	3	0	84
0394 394	25	32	31	1	0	88
0401 401	29	30	45	1	0	86
0403 403	21	14	23	2	0	46
0404 404	7	6	15	0	2	24
0405 405	33	26	31	0	1	54
0443 443	6	5	12	0	0	29
0444 444	0	0	0	0	0	11

CERTIFIED COPY OF THE ORIGINAL
 SHERRY HALL, COUNTY CLERK

BY: *Sherry Hall*

Multnomah ESD Director, Pos. 2 - At Large


Vote for 1

- 01 = Eric Holmes
- 02 = Sean Schafer
- 03 = Chuck Moffit

VOTES PERCENT

VOTES PERCENT

	01	02	03	04	05	06		
	46	34.07	04 = WRITE-IN	3	2.22			
	54	40.00	05 = OVER VOTES	0				
	32	23.70	06 = UNDER VOTES	158				
0366 366	6	2	1	2	0	5		
0375 375	2	9	2	0	0	21		
0378 378	25	32	21	0	0	83		
0386 386	13	11	8	1	0	49		
0392 392	0	0	0	0	0	0		



CERTIFIED TO BE A TRUE AND
CORRECT COPY OF THE ORIGINAL

Date June 3, 2009

WASHINGTON COUNTY
ELECTION DIVISION

BY M. Kawai

VOTES PERCENT

VOTES PERCENT

Director, Position 6, At Large
MULTNOMAH EDUCATION SERVICE DISTRICT

Vote For 1
01 = Mike Delman
02 = WRITE-IN

43,773 97.78
996 2.22

03 = OVER VOTES
04 = UNDER VOTES

0
17,641

	01	02	03	04
0156 156	17	0	0	3
0158 158	4	0	0	6
0543 543	1	0	0	1
0547 547	4	0	0	3
0548 548	1	0	0	0
0601 601	0	0	0	0
1002	82	1	0	41
1013	631	5	0	327
1025	353	15	0	125
1045	51	1	0	14
1053	421	11	0	136
1103	408	14	0	109
1156	439	5	0	211
1170	633	11	0	313
1183	387	14	0	141
1205	494	14	0	194
1211	276	8	0	111
1213	430	11	0	195
1222	521	6	0	240
1224	544	9	0	241
1226	336	8	0	146
1230	560	7	0	205
1238	290	9	0	95
1240	243	4	0	116
1245	616	14	0	246
1315	557	12	0	192
1321	331	4	0	129
1400	222	5	0	50
1500	41	0	0	21
1504	142	2	0	59
1507	31	0	0	17
1515	178	1	0	69
1546	388	4	0	463
2002	387	7	0	121
2026	443	10	0	135
2029	403	15	0	115
2077	478	17	0	181
2086	401	14	0	144
2099	257	6	0	107
2100	523	17	0	184
2114	426	13	0	175
2143	336	6	0	112
3000	356	12	0	86
3002	428	13	0	109
3004	275	9	0	71
3008	512	10	0	168
3058	335	10	0	138
3097	363	12	0	169
3113	555	7	0	295
3128	673	6	0	367
3144	474	8	0	363
3151	301	8	0	165
3177	482	10	0	228
3185	313	7	0	108

VOTES PERCENT

VOTES PERCENT

Director, Position 6, At Large
MULTNOMAH EDUCATION SERVICE DISTRICT

Vote For 1

01 = Mike Delman

02 = WRITE-IN

43,773 97.78
996 2.22

03 = OVER VOTES
04 = UNDER VOTES

0
17,641

(CONTINUED FROM PREVIOUS PAGE)

	01	02	03	04
3193	545	14	0	221
3240	489	9	0	173
3248	406	7	0	112
3253	519	8	0	259
3259	553	13	0	316
3274	270	7	0	145
3290	630	18	0	244
3297	224	7	0	88
3307	334	4	0	104
3311	326	8	0	101
3315	250	8	0	58
3322	303	2	0	109
3327	263	4	0	94
3329	471	14	0	179
3330	581	10	0	198
4022	284	13	0	135
4027	296	3	0	138
4041	502	14	0	266
4049	434	12	0	184
4065	444	5	0	180
4106	297	3	0	138
4111	539	6	0	259
4125	331	5	0	74
4131	338	6	0	142
4155	491	8	0	144
4167	446	10	0	178
4178	284	7	0	90
4185	251	5	0	77
4202	356	12	0	99
4216	102	1	0	17
4242	468	10	0	141
4250	369	11	0	134
4254	381	6	0	114
4282	474	11	0	262
4295	549	7	0	221
4299	359	20	0	74
4309	259	7	0	68
4320	360	8	0	107
4333	455	4	0	134
4338	340	7	0	81
4339	335	9	0	96
4340	187	3	0	35
4344	238	4	0	61
4345	362	4	0	154
4350	420	15	0	85
4352	192	5	0	53
4359	184	5	0	85
4360	242	2	0	57
4361	334	11	0	101
4362	240	7	0	54
4363	437	24	0	151
5029	71	1	0	24
5100	401	9	0	179
5200	403	7	0	181

Director, Position 6, At Large
MULTNOMAH EDUCATION SERVICE DISTRICT

Vote For 1

01 = Mike Delman

02 = WRITE-IN

VOTES PERCENT
43,773 97.78
996 2.22

03 = OVER VOTES
04 = UNDER VOTES

VOTES PERCENT

0
17,641

(CONTINUED FROM PREVIOUS PAGE)

	01	02	03	04
5201	296	11	0	148
5301	97	0	0	48
5401	36	2	0	17
5425	434	17	0	560
5602	38	0	0	14
5604	239	7	0	245
5605	8	0	0	3
5819	343	5	0	101
5820	472	10	0	154
5828	407	5	0	141
5842	518	21	0	240
5846	466	13	0	198
5850	169	5	0	84
5851	437	6	0	211
5853	431	12	0	104
5855	406	7	0	110
5861	216	4	0	62
5868	290	9	0	115
5870	325	7	0	101
5871	173	3	0	51

Certificate

I certify that the votes recorded on this abstract correctly summarize the tally of votes cast at the election indicated.



Tim Scott, Director of Elections
Multnomah County, Oregon

NONBRRED KEY CANVASS

Clackamas County, Oregon
Special Election
May 19, 2009

RUN DATE:06/03/09 08:59 AM

REPORT-KL52 PAGE 0015

Director, At Large, Position 6 MULTNOMAH ESD

VOTES PERCENT

VOTES PERCENT

Vote for 1

01 = Mike Delman

558 98.94
6 1.06

03 = OVER VOTES
04 = UNDER VOTES

0
432

	01	02	03	04
0091 91	20	0	0	8
0094 94	0	0	0	0
0096 96	5	0	0	2
0097 97	1	0	0	0
0167 167	3	0	0	0
0313 313	11	0	0	34
0390 390	110	3	0	63
0394 394	93	0	0	84
0401 401	108	1	0	82
0403 403	67	0	0	39
0404 404	33	0	0	21
0405 405	80	1	0	64
0443 443	25	1	0	26
0444 444	2	0	0	9

CERTIFIED COPY OF THE ORIGINAL
SHERRY HALL, COUNTY CLERK
BY: *Sherry Hall*

RUN DATE:06/03/09 11:00 AM

Multnomah ESD Director, Pos. 6 - At Large

Vote for 1

01 = Mike Delman

02 = WRITE-IN

VOTES PERCENT


VOTES PERCENT

164 98.20
3 1.80

03 = OVER VOTES
04 = UNDER VOTES

0
126

	01	02	03	04
0366 366	9	1	0	6
0375 375	15	0	0	19
0378 378	102	1	0	58
0386 386	38	1	0	43
0392 392	0	0	0	0



CERTIFIED TO BE A TRUE AND
CORRECT COPY OF THE ORIGINAL

Date June 3, 2009

WASHINGTON COUNTY
ELECTIONS DIVISION

BY M. Kawai