

NUMBERED KEY CANVASS

Clackamas County, Oregon
Special Election
May 19, 2009

RUN DATE:06/03/09 08:59 AM

REPORT-EL52

PAGE 0023

Director, Zone 1 PORTLAND COMMUNITY COLLEGE

VOTES PERCENT

VOTES PERCENT

Vote for 1

01 = Denise Frisbee

4,165 99.00

03 = OVER VOTES

0

02 = WRITE-IN

42 1.00

04 = UNDER VOTES

1,853

	01	02	03	04
0090 90	0	0	0	0
0136 136	2	0	0	5
0151 151	260	2	0	119
0152 152	204	0	0	78
0153 153	256	4	0	113
0154 154	223	0	0	67
0155 155	389	3	0	171
0157 157	140	2	0	62
0158 158	234	3	0	67
0159 159	210	6	0	101
0160 160	239	1	0	164
0162 162	299	5	0	137
0163 163	268	0	0	151
0164 164	190	0	0	73
0165 165	194	4	0	94
0166 166	237	1	0	108
0167 167	180	3	0	58
0169 169	131	3	0	57
0170 170	9	0	0	0
0251 251	0	0	0	0
0300 300	95	2	0	29
0301 301	104	0	0	38
0302 302	94	0	0	29
0303 303	108	1	0	45
0305 305	6	0	0	3
0306 306	11	1	0	11
0313 313	71	1	0	71
0326 326	3	0	0	2

CERTIFIED COPY OF THE ORIGINAL
SHERRY HALL, COUNTY CLERK

BY: *Sherry Hall*

RUN DATE:06/03/09 11:00 AM

PCC Director, Zone I
 Vote for 1
 01 = Denise Frisbee
 02 = WRITE-IN


VOTES PERCENT

VOTES PERCENT

8,018 98.83 03 = OVER VOTES
 95 1.17 04 = UNDER VOTES

1
 2,383

	01	02	03	04
0325 325	0	0	0	0
0348 348	6	0	0	3
0389 389	103	0	0	30
0395 395	191	2	0	100
0396 396	122	2	0	24
0397 397	270	0	0	91
0398 398	14	0	0	14
0400 400	59	1	0	16
0402 402	113	1	0	28
0403 403	461	11	0	133
0404 404	311	2	0	77
0405 405	522	3	1	106
0406 406	371	9	0	70
0408 408	843	8	0	164
0409 409	201	0	0	54
0410 410	200	1	0	55
0411 411	124	0	0	43
0412 412	11	0	0	7
0413 413	56	1	0	11
0414 414	79	0	0	33
0415 415	138	0	0	35
0416 416	134	0	0	57
0417 417	183	3	0	29
0418 418	13	0	0	3
0419 419	511	4	0	101
0420 420	349	7	0	97
0421 421	2	0	0	0
0423 423	341	3	0	61
0424 424	633	19	0	299
0425 425	86	1	0	44
0426 426	12	0	0	17
0428 428	141	0	0	26
0431 431	37	2	0	26
0432 432	21	0	0	0
0433 433	250	2	0	42
0435 435	540	4	0	295
0436 436	206	3	0	32
0437 437	5	0	0	3
0438 438	64	0	0	22
0443 443	0	0	0	0
0445 445	53	0	0	17
0450 450	0	0	0	0
0454 454	30	0	0	12
0455 455	0	0	0	2
0457 457	212	6	0	104



CERTIFIED TO BE A TRUE AND
 CORRECT COPY OF THE ORIGINAL

Date June 3, 2009

WASHINGTON COUNTY
 ELECTION DIVISION

BY [Signature]

	VOTES	PERCENT	VOTES	PERCENT
Director, Zone 4 PORTLAND COMMUNITY COLLEGE DIST				
Vote For 1				
01 = Jim Harper	10,313	87.76		
02 = Joshua Dennison	1,296	11.03		
03 = WRITE-IN	142	1.21		
			04 = OVER VOTES	0
			05 = UNDER VOTES	2,664

	01	02	03	04	05
0158 158	6	0	0	0	4
1002	95	13	0	0	16
1013	703	63	4	0	193
1025	355	57	7	0	74
1045	53	2	0	0	13
1053	389	84	10	0	85
1103	369	95	11	0	56
1156	397	49	7	0	106
1183	414	56	7	0	65
1211	76	15	3	0	30
1213	3	0	1	0	1
1226	2	0	0	0	0
1240	272	24	5	0	62
1315	529	107	7	0	118
1321	326	32	2	0	104
1500	60	8	1	0	15
1504	163	32	2	0	39
1507	47	5	1	0	16
1515	181	18	3	0	42
3002	160	20	3	0	23
3097	147	16	2	0	36
3113	530	60	11	0	168
3128	725	63	4	0	254
3144	546	51	5	0	243
3193	141	24	3	0	30
3248	19	2	0	0	3
3259	439	53	3	0	144
3274	305	41	3	0	73
3290	621	51	9	0	211
4022	317	43	10	0	62
4027	329	41	1	0	66
4041	572	58	5	0	147
4049	499	49	9	0	73
4106	293	35	2	0	58
4167	206	24	1	0	28
4254	24	5	0	0	6

Certificate

I certify that the votes recorded on this abstract correctly summarize the tally of votes cast at the election indicated.



 Tim Scott, Director of Elections
 Multnomah County, Oregon



OREGON

ELIZABETH E. HUSER
County Clerk of Columbia County
Courthouse, 230 Strand St., St. Helens, Oregon 97051-2041
Telephone: (503) 397-3796
(503) 397-7214 - Elections

Recording, Dog Control, Elections, Board of Equalization

I certify that the votes recorded on the following abstract correctly summarize the tally of votes cast at the Special District Election held on Tuesday, May 19, 2009.

Dated this 2nd day of June, 2009.

Elizabeth E. Huser

Elizabeth E. Huser
Columbia County Clerk

WITH 13 OF 13 PRECINCTS REPORTING

Director, Zone 4 PORTLAND COMMUNITY COLLEGE DISTRICT

VOTES PERCENT

VOTES PERCENT

Vote For 1

01 = Jim Harper	645	61.84
02 = Joshua Dennison	381	36.53
03 = WRITE-IN	17	1.63

04 = OVER VOTES	0
05 = UNDER VOTES	744

	01	02	03	04	05
0019 19	64	52	0	0	93
0020 20	63	35	1	0	52
0031 31	57	29	2	0	77
0032 32	50	30	3	0	45
0033 33	110	74	3	0	110
0034 34	72	35	2	0	106
0035 35	61	40	2	0	67
0036 36	26	19	2	0	54
0037 37	40	22	2	0	29
0038 38	45	15	0	0	67
0039 39	4	2	0	0	7
0047 47	37	25	0	0	27
0055 55	16	3	0	0	10

Certificate

I certify that the votes recorded on this abstract correctly summarize the tally of votes cast at the election indicated.



Tim Scott, Director of Elections
Multnomah County, Oregon

PCC Director, Zone 4

Vote for 1

01 = Jim Harper

02 = Joshua Dennison

03 = WRITE-IN

VOTES PERCENT

868 87.68

115 11.62

7 .71

04 = OVER VOTES


05 = UNDER VOTES

VOTES PERCENT

0

416

	01	02	03	04	05
0331 331	0	0	0	0	0
0364 364	228	36	0	0	150
0365 365	417	46	5	0	172
0366 366	93	12	1	0	33
0375 375	23	1	0	0	10
0387 387	19	7	0	0	5
0407 407	88	13	1	0	46



CERTIFIED TO BE A TRUE AND
CORRECT COPY OF THE ORIGINAL

Date June 3, 2009

WASHINGTON COUNTY
ELECTION DIVISION

BY M. Rawls

	VOTES	PERCENT		VOTES	PERCENT
Director, Zone 5 PORTLAND COMMUNITY COLLEGE DIST.					
Vote For 1					
01 = David C Squire	5,445	98.48	03 = OVER VOTES	0	
02 = WRITE-IN	84	1.52	04 = UNDER VOTES	2,408	

	01	02	03	04
0156 156	16	0	0	4
1156	60	4	0	32
1170	649	5	0	303
1205	509	8	0	185
1211	205	1	0	65
1213	428	13	0	190
1222	536	7	0	224
1224	560	7	0	227
1226	340	5	0	143
1230	569	6	0	197
1238	292	12	0	90
1245	632	10	0	234
1400	251	4	0	55
1515	2	0	0	2
1546	396	2	0	457

Certificate

I certify that the votes recorded on this abstract correctly summarize the tally of votes cast at the election indicated.



Tim Scott, Director of Elections
Multnomah County, Oregon

RUN DATE:06/03/09 11:00 AM

PCC Director, Zone 5
Vote for 1
01 = David C Squire
02 = WRITE-IN


VOTES PERCENT

VOTES PERCENT

5,193 98.71 03 = OVER VOTES
68 1.29 04 = UNDER VOTES

1
2,582

	01	02	03	04
0306 306	51	1	0	27
0352 352	71	5	0	10
0353 353	136	3	0	64
0355 355	257	3	0	108
0357 357	152	2	0	42
0359 359	433	8	0	246
0360 360	171	0	0	71
0361 361	69	0	0	28
0362 362	432	7	1	218
0363 363	336	4	0	183
0364 364	112	2	0	80
0365 365	4	0	0	0
0366 366	3	0	0	0
0367 367	315	5	0	185
0371 371	137	0	0	71
0372 372	189	1	0	123
0377 377	92	1	0	58
0378 378	121	1	0	58
0379 379	108	0	0	40
0383 383	165	3	0	80
0384 384	266	2	0	126
0385 385	327	3	0	167
0386 386	388	2	0	246
0387 387	16	0	0	5
0388 388	21	0	0	9
0391 391	12	2	0	12
0392 392	15	0	0	7
0393 393	59	1	0	56
0399 399	241	5	0	62
0400 400	244	4	0	76
0401 401	150	1	0	91
0441 441	7	0	0	2
0448 448	22	2	0	6
0449 449	6	0	0	4
0452 452	65	0	0	21



CERTIFIED TO BE A TRUE AND
CORRECT COPY OF THE ORIGINAL

Date June 3, 2009

WASHINGTON COUNTY
ELECTION DIVISION

BY [Signature]

RUN DATE:06/03/09 11:00 AM

PCC Director, Zone 6
Vote for 1
01 = Gene Pitts
02 = Jaime J Lim
03 = WRITE-IN

VOTES PERCENT


VOTES PERCENT

4,784 71.69
1,860 27.87
29 .43

04 = OVER VOTES
05 = UNDER VOTES

2
1,491

	01	02	03	04	05
0302 302	108	53	0	0	53
0303 303	49	13	0	0	8
0304 304	202	84	2	0	39
0307 307	21	4	0	0	1
0311 311	58	13	1	1	9
0313 313	0	0	0	0	0
0320 320	142	69	1	0	57
0322 322	26	5	0	1	2
0323 323	241	79	1	0	64
0327 327	1	0	0	0	0
0328 328	51	11	0	0	22
0333 333	187	78	1	0	26
0349 349	134	68	1	0	38
0350 350	371	176	0	0	117
0351 351	108	56	1	0	39
0354 354	327	112	3	0	101
0356 356	114	56	1	0	30
0358 358	83	25	0	0	11
0360 360	16	2	0	0	6
0379 379	178	89	4	0	50
0380 380	193	92	0	0	70
0381 381	148	70	1	0	60
0382 382	218	102	2	0	55
0389 389	175	48	1	0	59
0390 390	305	105	3	0	112
0398 398	77	8	0	0	22
0412 412	117	29	0	0	40
0418 418	27	2	0	0	1
0426 426	27	9	0	0	9
0427 427	191	52	1	0	94
0429 429	103	45	2	0	49
0430 430	45	13	0	0	19
0431 431	177	60	1	0	75
0434 434	202	103	2	0	68
0440 440	36	13	0	0	0
0442 442	64	17	0	0	13
0446 446	107	35	0	0	32
0451 451	39	20	0	0	13
0452 452	114	43	0	0	26
0453 453	2	1	0	0	1



CERTIFIED TO BE A TRUE AND
CORRECT COPY OF THE ORIGINAL

Date June 3, 2009

WASHINGTON COUNTY
ELECTION DIVISION

BY

[Signature]

Portland Community College District Director, Zone 6 Cumulative Report — Official

Yamhill County, Oregon — Special Election — May 19, 2009

Total Number of Voters : 13,438 of 50,814 = 26.45%
 Number of District Voters: 3,231 of 17,528 = 18.43%

Precincts Reporting 19 of 19 = 100.00%
 District Precincts Reporting 7 of 8 = 87.50%

Party	Candidate	Early	Election	Total
-------	-----------	-------	----------	-------

Portland Community College District Director Zone 6, 4-Year Term, Vote For 1				
	Gene Pitts	0	0.00%	2,119
	Jalme J Lim	0	0.00%	849
	Robin Baker (W)	0	0.00%	1
	Brian Van Bergen (W)	0	0.00%	1
	Joe Betancourt (W)	0	0.00%	1
	Mike Craig (W)	0	0.00%	1
	Paul Jelium (W)	0	0.00%	1
	George Kaepferik (W)	0	0.00%	2
	Prof. Emeritus M.J. Kirkpatrick (W)	0	0.00%	1
	C Nash (W)	0	0.00%	1
	AE Newman (W)	0	0.00%	1
	George Rice (W)	0	0.00%	3
	Lon Wall (W)	0	0.00%	2
	Bob White (W)	0	0.00%	1
	Cassie Worden (W)	0	0.00%	1
	Joe Mama (W)	0	0.00%	1
Cast Votes:		0	0.00%	2,986
Over Votes:		0	0.00%	1
Under Votes:		0	0.00%	244
				92.42%
				0.03%
				7.55%



I CERTIFY THAT THE VOTES RECORDED ON THIS
 ABSTRACT CORRECTLY SUMMARIZE THE FULLY
 OF VOTES CAST AT THE ELECTION PAROCHIAL.
 SIGNATURE OF COUNTY CLERK:
 DATE OF ABSTRACT: June 5, 2009