

		VOTES	PERCENT			VOTES	PERCENT
Director, Zone 1 PORTLAND SCHOOL DISTRICT							
Vote For 1							
01 =	Glen Livingston	3,710	4.97	04 =	WRITE-IN	1,093	1.46
02 =	Larry C Lawson	14,240	19.08	05 =	OVER VOTES	22	
03 =	Ruth Adkins	55,571	74.48	06 =	UNDER VOTES	47,451	

	01	02	03	04	05	06
0156 156	3	3	21	0	0	16
0158 158	5	12	15	0	0	26
0548 548	1	1	0	0	0	3
0601 601	0	0	0	0	0	0
1013	37	170	909	12	0	725
1017	24	91	505	9	0	398
1025	23	95	562	5	0	426
1045	3	23	74	1	0	81
1053	41	148	627	16	0	529
1103	60	173	582	11	2	383
1156	37	201	772	15	0	708
1170	56	225	1032	15	0	876
1183	48	206	810	12	0	548
1205	44	197	965	11	0	707
1211	32	148	530	9	1	418
1213	37	235	695	10	0	626
1222	63	311	1025	23	0	912
1224	37	223	1100	12	0	665
1226	23	126	632	10	0	494
1230	56	257	1111	19	0	969
1238	43	232	486	13	0	450
1240	26	116	431	8	0	354
1245	41	305	991	25	0	882
1315	36	201	884	9	0	574
1321	61	315	752	19	0	1045
1400	31	97	280	3	0	334
1500	6	35	103	2	0	67
1504	17	131	233	6	1	279
1507	6	12	38	0	0	61
1515	18	87	282	3	0	279
2002	76	207	659	12	1	640
2004	44	121	267	3	0	247
2026	58	144	402	12	0	349
2029	55	219	680	25	0	616
2077	87	280	784	19	0	763
2086	69	184	707	7	0	601
2099	45	133	625	14	0	536
2100	64	249	787	22	0	841
2114	47	178	794	9	0	718
2143	73	190	446	10	1	523
3000	39	166	422	15	0	464
3002	66	228	756	21	1	709
3004	37	143	565	10	2	472
3008	55	160	864	18	0	692
3058	37	156	853	13	0	660
3097	57	140	886	14	0	749
3113	40	267	1057	24	0	948
3128	47	227	1214	9	0	1058
3144	39	207	1012	11	0	776
3151	42	129	749	9	0	546
3177	57	233	946	19	0	766
3185	53	174	390	14	1	465
3193	59	196	987	18	1	834
3240	70	239	860	22	1	778

	VOTES	PERCENT		VOTES	PERCENT
Director, Zone 1 PORTLAND SCHOOL DISTRICT					
Vote For 1					
01 = Glen Livingston	3,710	4.97	04 = WRITE-IN	1,093	1.46
02 = Larry C Lawson	14,240	19.08	05 = OVER VOTES	22	
03 = Ruth Adkins	55,571	74.48	06 = UNDER VOTES	47,451	

(CONTINUED FROM PREVIOUS PAGE)

	01	02	03	04	05	06
3248	48	135	667	14	0	516
3253	62	133	954	9	0	677
3259	37	157	1125	14	1	729
3274	30	102	648	11	0	571
3290	42	234	1099	18	1	827
3297	47	141	351	19	0	400
4022	31	104	628	17	0	438
4027	28	91	757	4	0	569
4041	54	192	1156	17	0	848
4049	47	148	974	16	0	716
4065	41	156	888	21	0	781
4106	29	113	757	6	0	533
4111	55	185	1007	17	0	775
4125	59	173	401	33	0	415
4131	43	167	688	15	0	546
4155	74	236	731	20	4	676
4167	34	193	940	19	0	733
4178	35	188	469	13	0	443
4185	46	188	400	28	0	420
4202	55	224	508	16	1	487
4216	19	89	151	8	0	135
4242	46	194	787	10	1	683
4250	53	192	634	10	1	640
4254	37	172	627	12	0	518
4282	51	222	915	7	1	937
4295	53	230	1063	7	0	813
4299	120	291	577	22	0	618
4320	0	2	1	0	0	1
4339	70	192	352	30	0	353
4340	11	48	52	5	0	59
4362	59	167	297	14	0	276
4363	63	235	808	13	0	732

Certificate

I certify that the votes recorded on this abstract correctly summarize the tally of votes cast at the election indicated.



Tim Scott, Director of Elections  
Multnomah County, Oregon

Director, Zone 2 PORTLAND SCHOOL DISTRICT

Vote For 1

- 01 = Maggie Brister-Mashia
- 02 = John Sweeney
- 03 = Matt Morton

22,658	30.32	04 = WRITE-IN
11,426	15.29	05 = OVER VOTES
39,623	53.03	06 = UNDER VOTES

VOTES	PERCENT
1,015	1.36
30	
47,335	

	01	02	03	04	05	06
0156 156	9	4	12	0	0	18
0158 158	6	12	13	1	0	26
0548 548	1	0	1	0	0	3
0601 601	0	0	0	0	0	0
1013	262	111	721	9	0	750
1017	204	67	342	9	0	405
1025	231	73	380	3	0	424
1045	32	10	60	0	0	80
1053	254	118	450	14	1	524
1103	271	130	423	12	2	373
1156	266	137	595	14	0	721
1170	345	152	732	14	0	961
1183	314	139	592	10	0	569
1205	348	154	613	11	0	798
1211	207	107	386	8	1	429
1213	266	146	544	10	0	637
1222	386	231	768	22	0	927
1224	329	178	697	6	0	827
1226	188	108	456	8	0	525
1230	355	215	791	16	0	1035
1238	226	150	374	13	0	461
1240	157	79	332	8	0	359
1245	391	209	703	28	1	912
1315	356	123	648	9	0	568
1321	333	236	575	22	1	1025
1400	118	82	195	4	0	346
1500	33	29	84	2	0	65
1504	103	89	193	8	0	274
1507	15	14	26	0	0	62
1515	100	57	216	3	0	293
2002	323	214	434	10	1	613
2004	157	110	168	2	0	245
2026	192	125	299	11	0	338
2029	353	165	493	19	0	565
2077	366	241	564	19	0	743
2086	396	149	439	11	0	573
2099	390	81	389	12	0	481
2100	325	205	601	23	0	809
2114	308	145	606	11	0	676
2143	284	162	289	8	1	499
3000	193	123	326	15	0	449
3002	319	210	540	15	1	696
3004	418	96	289	10	2	414
3008	462	143	519	16	0	649
3058	353	135	590	9	0	632
3097	427	104	593	11	0	711
3113	360	205	848	20	1	902
3128	354	167	947	12	0	1075
3144	344	155	774	11	0	761
3151	367	90	481	9	1	527
3177	344	210	677	17	0	773
3185	200	150	278	11	1	457
3193	382	179	684	19	0	831
3240	374	200	601	21	0	774

			VOTES	PERCENT			VOTES	PERCENT
Director, Zone 2 PORTLAND SCHOOL DISTRICT								
Vote For 1								
01 = Maggie Brister-Mashia	22,658	30.32	04 = WRITE-IN			1,015	1.36	
02 = John Sweeney	11,426	15.29	05 = OVER VOTES			30		
03 = Matt Morton	39,623	53.03	06 = UNDER VOTES			47,335		

(CONTINUED FROM PREVIOUS PAGE)

	01	02	03	04	05	06
3248	252	145	460	13	0	510
3253	391	147	641	5	0	651
3259	366	113	853	9	0	722
3274	228	84	476	12	0	562
3290	340	167	875	21	2	816
3297	166	120	272	18	0	382
4022	256	90	430	19	1	422
4027	291	65	539	2	0	552
4041	381	159	856	16	0	855
4049	380	131	657	12	0	721
4065	344	141	587	21	2	792
4106	274	90	543	5	0	526
4111	352	182	692	15	1	797
4125	187	169	281	24	1	419
4131	278	139	478	14	0	550
4155	283	212	557	16	2	671
4167	371	163	638	19	1	727
4178	215	157	330	10	0	436
4185	197	157	283	28	0	417
4202	256	195	347	13	1	479
4216	79	79	108	7	0	129
4242	328	144	555	10	1	683
4250	247	192	451	10	1	629
4254	252	141	424	12	0	537
4282	353	139	706	7	1	927
4295	425	173	752	5	0	811
4299	335	252	415	19	0	607
4320	1	1	1	0	0	1
4339	179	201	242	33	0	342
4340	31	36	44	5	0	59
4362	167	136	210	15	2	283
4363	356	182	569	14	0	730

Certificate

I certify that the votes recorded on this abstract correctly summarize the tally of votes cast at the election indicated.



Tim Scott, Director of Elections  
 Multnomah County, Oregon

		VOTES	PERCENT			VOTES	PERCENT
Director, Zone 3 PORTLAND SCHOOL DISTRICT							
Vote For 1							
01 = Bobbie Regan		47,999	64.50	04 = WRITE-IN		1,140	1.53
02 = Martha Perez		10,711	14.39	05 = OVER VOTES		28	
03 = Christine B Nelson		14,566	19.57	06 = UNDER VOTES		47,643	

	01	02	03	04	05	06
0156 156	19	1	7	0	0	16
0158 158	23	0	8	0	0	27
0548 548	0	0	2	0	0	3
0601 601	0	0	0	0	0	0
1013	902	92	136	9	0	714
1017	447	80	95	8	0	397
1025	451	100	127	5	0	428
1045	68	10	23	0	0	81
1053	528	123	169	12	1	528
1103	491	156	165	11	2	386
1156	741	90	207	14	1	680
1170	929	119	246	18	0	892
1183	745	118	194	13	1	553
1205	783	155	184	13	0	789
1211	468	82	150	11	1	426
1213	663	93	217	14	0	616
1222	927	150	284	30	0	943
1224	883	119	193	9	0	833
1226	563	76	140	8	0	498
1230	933	157	272	21	0	1029
1238	439	114	201	10	0	460
1240	409	71	108	6	0	341
1245	854	160	269	31	1	929
1315	772	140	203	15	0	574
1321	942	94	287	21	0	848
1400	231	43	120	4	0	347
1500	95	23	34	2	0	59
1504	250	30	111	9	1	266
1507	39	6	12	0	0	50
1515	299	24	74	4	0	268
2002	500	182	259	14	1	639
2004	205	110	104	3	0	260
2026	355	87	160	13	0	350
2029	546	178	238	26	0	607
2077	618	215	301	17	0	782
2086	564	201	187	16	1	599
2099	482	194	140	12	0	525
2100	660	179	261	22	0	841
2114	694	143	189	7	0	713
2143	340	131	224	10	1	537
3000	374	109	152	14	0	457
3002	629	162	260	17	1	712
3004	422	199	144	11	1	452
3008	667	222	187	20	1	692
3058	668	193	174	11	0	673
3097	764	194	147	12	0	729
3113	1010	179	228	20	0	899
3128	1141	124	208	15	0	1067
3144	953	131	184	12	0	765
3151	599	189	127	10	1	549
3177	812	165	232	25	0	787
3185	333	101	174	14	1	474
3193	813	185	237	19	2	839
3240	710	188	266	20	0	786

	VOTES	PERCENT		VOTES	PERCENT
Director, Zone 3 PORTLAND SCHOOL DISTRICT					
Vote For 1					
01 = Bobbie Regan	47,999	64.50	04 = WRITE-IN	1,140	1.53
02 = Martha Perez	10,711	14.39	05 = OVER VOTES	28	
03 = Christine B Nelson	14,566	19.57	06 = UNDER VOTES	47,643	

(CONTINUED FROM PREVIOUS PAGE)

	01	02	03	04	05	06
3248	536	138	182	12	0	512
3253	797	188	172	9	0	669
3259	1045	124	158	14	0	722
3274	533	129	116	15	0	569
3290	1075	125	179	24	2	816
3297	287	119	134	18	0	400
4022	509	129	114	15	1	450
4027	645	136	96	4	0	568
4041	984	200	175	22	0	886
4049	825	178	159	18	0	721
4065	744	161	173	24	0	785
4106	648	122	126	6	0	536
4111	878	152	221	19	0	769
4125	310	112	202	30	0	427
4131	558	144	187	13	0	557
4155	614	173	260	20	1	673
4167	819	153	185	17	0	745
4178	363	143	192	11	0	439
4185	343	104	183	29	0	423
4202	422	150	214	13	1	491
4216	101	49	114	8	0	130
4242	669	163	188	13	1	687
4250	561	128	200	11	1	629
4254	523	125	183	13	0	522
4282	897	121	214	9	1	891
4295	916	198	214	6	0	832
4299	439	221	323	22	0	623
4320	1	1	1	0	0	1
4339	263	125	219	30	0	360
4340	43	27	44	5	0	56
4362	220	107	174	18	2	292
4363	678	179	243	14	0	737

Certificate

I certify that the votes recorded on this abstract correctly summarize the tally of votes cast at the election indicated.



\_\_\_\_\_  
 Tim Scott, Director of Elections  
 Multnomah County, Oregon

	VOTES	PERCENT		VOTES	PERCENT
Director, Zone 7 PORTLAND SCHOOL DISTRICT					
Vote For 1					
01 = Greg Belisle	54,458	96.25	03 = OVER VOTES	3	
02 = WRITE-IN	2,122	3.75	04 = UNDER VOTES	65,504	

	01	02	03	04
0156 156	20	0	0	23
0158 158	22	0	0	36
0548 548	1	0	0	4
0601 601	0	0	0	0
1013	759	19	0	1075
1017	461	19	0	547
1025	510	18	0	583
1045	69	0	0	113
1053	628	27	0	706
1103	623	27	0	561
1156	657	21	0	1055
1170	874	28	0	1302
1183	785	32	0	807
1205	829	39	0	1056
1211	481	20	0	637
1213	704	25	0	874
1222	1019	37	0	1278
1224	903	22	0	1112
1226	569	13	0	703
1230	1049	33	0	1330
1238	533	20	0	671
1240	407	17	0	511
1245	1003	44	0	1197
1315	792	24	0	888
1321	826	25	0	1341
1400	306	8	0	431
1500	95	2	0	116
1504	255	11	0	401
1507	39	1	0	77
1515	270	4	0	395
2002	766	38	0	791
2004	332	8	0	342
2026	466	25	0	474
2029	763	41	0	791
2077	872	29	0	1032
2086	731	40	1	796
2099	615	32	0	706
2100	824	42	0	1097
2114	761	39	0	946
2143	562	15	1	665
3000	476	28	0	602
3002	801	33	0	947
3004	587	27	0	615
3008	828	39	0	922
3058	807	22	0	890
3097	839	31	0	976
3113	1022	33	0	1281
3128	1060	40	0	1455
3144	867	28	0	1150
3151	715	31	0	729
3177	913	30	0	1078
3185	473	27	1	596
3193	936	35	0	1124
3240	828	40	0	1102
3248	654	20	0	706

	VOTES	PERCENT		VOTES	PERCENT
Director, Zone 7 PORTLAND SCHOOL DISTRICT					
Vote For 1					
01 = Greg Belisle	54,458	96.25	03 = OVER VOTES	3	
02 = WRITE-IN	2,122	3.75	04 = UNDER VOTES	65,504	

(CONTINUED FROM PREVIOUS PAGE)

	01	02	03	04
3253	881	22	0	932
3259	949	37	0	1077
3274	572	30	0	760
3290	990	39	0	1192
3297	429	25	0	504
4022	553	29	0	636
4027	672	15	0	762
4041	984	42	0	1241
4049	885	40	0	976
4065	810	34	0	1043
4106	662	19	0	757
4111	879	23	0	1137
4125	480	35	0	566
4131	642	25	0	792
4155	749	28	0	964
4167	832	31	0	1056
4178	519	26	0	603
4185	484	28	0	570
4202	613	27	0	651
4216	207	12	0	183
4242	766	19	0	936
4250	702	22	0	806
4254	651	22	0	693
4282	942	21	0	1170
4295	1000	16	0	1150
4299	777	45	0	806
4320	1	0	0	3
4339	477	45	0	475
4340	90	5	0	80
4362	407	23	0	383
4363	866	28	0	957

Certificate

I certify that the votes recorded on this abstract correctly summarize the tally of votes cast at the election indicated.



Tim Scott, Director of Elections  
 Multnomah County, Oregon



NUMBERED KEY CANVASS

RUN DATE:05/31/11 08:51 AM

Clackamas County, Oregon  
Special Election  
May 17, 2011

REPORT-EL52 PAGE 0062

Director, Zone 1 PORTLAND SCHOOL DISTRICT NO. 1

Vote For 1

01 = Glen Livingston

02 = Larry C Lawson

03 = Ruth Adkins

VOYES PERCENT

4 8.16

9 18.37

36 73.47

04 = WRITE-IN

05 = OVER VOTES

06 = UNDER VOTES

VOYES PERCENT

0

0

66

0091 91 - Port. Garthwick  
0167 167 - LO Mtn. Park West

	01	02	03	04	05	06
0091 91 - Port. Garthwick	4	9	33	0	0	56
0167 167 - LO Mtn. Park West	0	0	3	0	0	10

CERTIFIED COPY OF THE ORIGINAL  
SHERRY HALL, COUNTY CLERK

BY: *Sherry Hall*



NUMBERED KEY CANVASS

RUN DATE: 05/31/11 08:51 AM

Clackamas County, Oregon  
Special Election  
May 17, 2011

REPORT-EL52 PAGE 0063

Director, Zone 2 PORTLAND SCHOOL DISTRICT NO. 1

Vote For 1

01 = Maggie Brister-Mashia

02 = John Sweeney

03 = Matt Morton

VOTES PERCENT

15	33.33	04 = WRITE-IN	0
4	8.89	05 = OVER VOTES	0
26	57.78	06 = UNDER VOTES	70

VOTES PERCENT

0  
0  
70

	01	02	03	04	05	06
--	----	----	----	----	----	----

0091 91 - Port. Garthwick  
0167 167 - LO Mtn. Park West

13	4	25	0	0	60
2	0	1	0	0	10

CERTIFIED COPY OF THE ORIGINAL  
SHERRY HALL, COUNTY CLERK

*Sherry Hall*



UNBERED KEY CAWASS

UN DATE:05/31/11 08:51 AM

Clackamas County, Oregon  
Special Election  
May 17, 2011

REPORT-EL52

PAGE 0064

Director, Zone 3 PORTLAND SCHOOL DISTRICT NO. 1

Vote For 1

01 = Bobbie Regan

02 = Martha Perez

03 = Christine B Nelson

VOTES PERCENT

37 74.00

3 6.00

10 20.00

04 = WRITE-IN

05 = OVER VOTES

06 = UNDER VOTES

VOTES PERCENT

0

0

65

01	02	03	04	05	06
35	3	9	0	0	55
2	0	1	0	0	10

0091 91 - Port. Garthwick

0167 167 - LO Mtn. Park West

CERTIFIED COPY OF THE ORIGINAL  
SHERY HALL, COUNTY CLERK

BY: *Sheri Hall*



NUMBERED KEY CANVASS

UN DATE:05/31/11 08:51 AM

Clackamas County, Oregon  
Special Election  
May 17, 2011

REPORT-EL52 PAGE 0065

VOTES PERCENT

Director, Zone 7 PORTLAND SCHOOL DISTRICT NO. 1

Vote For 1  
01 = Greg Belisle  
02 = WRITE-IN

VOTES PERCENT

38 100.00  
0

03 = OVER VOTES  
04 = UNDER VOTES


0  
77

01	02	03	04
36	0	0	66
2	0	0	11

0091 91 - Port. Garthwick  
0167 167 - LO Mtn. Park West

CERTIFIED COPY OF THE ORIGINAL  
SHERRY HALL, COUNTY CLERK

BY: *Sherry Hall*




NUMBERED KEY CANVASS  
 RUN DATE:05/31/11 12:43 PM

Washington County  
 Special Election  
 May 17, 2011

REPORT-ELS2 PAGE 0032

		VOTES PERCENT						VOTES PERCENT	
Portland Public School Dir. Zone 1									
Vote for 1									
01 = Glen Livingston		28	8.19	04 = WRITE-IN			6	1.75	
02 = Larry C Lawson		76	22.22	05 = OVER VOTES			1		
03 = Ruth Adkins		232	67.84	06 = UNDER VOTES			602		
		01	02	03	04	05	06		
0366	366	2	5	7	1	0	24		
0375	375	4	10	30	1	0	88		
0378	378	17	37	130	3	0	301		
0386	386	5	24	64	1	1	186		
0392	392	0	0	1	0	0	3		



RUN DATE:05/31/11 12:43 PM

Portland Public School Dir. Zone 2

VOTES PERCENT

VOTES PERCENT

Vote for 1

- 01 = Maggie Brister-Mashia
- 02 = John Sweeney
- 03 = Matt Morton

96	27.67	04 = WRITE-IN
74	21.33	05 = OVER VOTES
172	49.57	06 = UNDER VOTES

5	1.44
0	
598	

	01	02	03	04	05	06
0366 366	4	5	6	1	0	23
0375 375	17	9	22	0	0	85
0378 378	53	40	92	3	0	300
0386 386	22	20	51	1	0	187
0392 392	0	0	1	0	0	3




NUMBERED KEY CANVASS

Washington County  
Special Election  
May 17, 2011

REPORT-EL52 PAGE 0034

RUN DATE:05/31/11 12:43 PM

		VOTES PERCENT						VOTES PERCENT	
Portland Public School Dir, Zone 3									
Vote for 1									
01 = Bobbie Regan		253	64.05	04 = WRITE-IN			6	1.52	
02 = Martha Perez		56	14.18	05 = OVER VOTES			0		
03 = Christine B Nelson		80	20.25	06 = UNDER VOTES			550		
		-----							
		01	02	03	04	05	06		
		-----							
0366	366	5	3	8	1	0	22		
0375	375	51	6	10	0	0	66		
0378	378	123	37	42	4	0	282		
0386	386	74	10	19	1	0	177		
0392	392	0	0	1	0	0	3		



NUMBERED KEY CANVASS  
RUN DATE:05/31/11 12:43 PM

Washington County  
Special Election  
May 17, 2011

REPORT-ELS2 PAGE 0035

Portland Public School Dir. Zone 7

VOTES PERCENT

VOTES PERCENT

Vote for 1

01 = Greg Belisle  
02 = WRITE-IN

331 95.94 03 = OVER VOTES  
14 4.06 04 = UNDER VOTES

0  
600

	01	02	03	04
0366 366	14	2	0	23
0375 375	50	1	0	82
0378 378	168	9	0	311
0386 386	98	2	0	181
0392 392	1	0	0	3

