

NUMBERED KEY CANVASS

Washington County, Oregon
 Special Election
 May 21, 2013

Official Final

RUN DATE:06/03/13 01:46 PM

REPORT-EL52 PAGE 0001

01 = REGISTERED VOTERS - TOTAL	TOTAL PERCENT	284,579	03 = VOTER TURNOUT - TOTAL	TOTAL PERCENT	31.46
02 = BALLOTS CAST - TOTAL		89,522			

	01	02	03
0301 301	1661	397	23.90
0302 302	2089	637	30.49
0303 303	909	230	25.30
0304 304	2803	639	22.80
0305 305	890	189	21.24
0306 306	570	166	29.12
0307 307	1635	504	30.83
0308 308	161	38	23.60
0309 309	4261	1140	26.75
0310 310	1578	315	19.96
0311 311	644	92	14.29
0312 312	734	142	19.35
0313 313	5	0	.00
0314 314	323	79	24.46
0315 315	921	235	25.52
0316 316	782	166	21.23
0317 317	952	241	25.32
0318 318	2443	701	28.69
0319 319	1080	213	19.72
0320 320	2610	780	29.89
0321 321	281	42	14.95
0322 322	349	108	30.95
0323 323	2963	554	18.70
0324 324	443	60	13.54
0325 325	3	0	.00
0326 326	1715	378	22.04
0327 327	3332	759	22.78
0328 328	1304	328	25.15
0329 329	3581	863	24.10
0330 330	1175	167	14.21
0331 331	2224	717	32.24
0332 332	2045	696	34.03
0333 333	3283	583	17.76
0334 334	132	31	23.48
0335 335	4469	1300	29.09
0336 336	2739	776	28.33
0337 337	3825	973	25.44
0338 338	4362	820	18.80
0339 339	2156	454	21.06
0340 340	3027	790	26.10
0341 341	307	64	20.85
0342 342	60	22	36.67
0343 343	4273	1242	29.07
0344 344	3981	968	24.32
0345 345	26	6	23.08
0346 346	281	103	36.65
0347 347	58	17	29.31
0348 348	31	11	35.48
0349 349	2588	673	26.00
0350 350	3010	1049	34.85
0351 351	2438	583	23.91
0352 352	785	145	18.47
0353 353	1908	669	35.06
0354 354	3825	1553	40.60
0355 355	3029	1061	35.03
0356 356	1849	437	23.63

NUMBERED KEY CANVASS

Washington County, Oregon
 Special Election
 May 21, 2013

Official Final

RUN DATE:06/03/13 01:46 PM

REPORT-EL52

PAGE 0002

01 = REGISTERED VOTERS - TOTAL	TOTAL	PERCENT	03 = VOTER TURNOUT - TOTAL	TOTAL	PERCENT
02 = BALLOTS CAST - TOTAL	284,579				31.46
	89,522				

(CONTINUED FROM PREVIOUS PAGE)

	01	02	03
0357 357	1507	476	31.59
0358 358	1842	493	26.76
0359 359	1990	656	32.96
0360 360	2724	761	27.94
0361 361	1643	309	18.81
0362 362	3607	1623	45.00
0363 363	3288	1379	41.94
0364 364	4374	2162	49.43
0365 365	2823	1498	53.06
0366 366	1971	557	28.26
0367 367	3740	1776	47.49
0368 368	3906	1481	37.92
0369 369	1831	736	40.20
0370 370	2225	590	26.52
0371 371	2199	990	45.02
0372 372	1697	868	51.15
0373 373	314	70	22.29
0374 374	10	7	70.00
0375 375	282	122	43.26
0376 376	1967	818	41.59
0377 377	2284	1124	49.21
0378 378	1665	506	30.39
0379 379	3464	1241	35.83
0380 380	2249	1089	48.42
0381 381	732	221	30.19
0382 382	3111	976	31.37
0383 383	1408	596	42.33
0384 384	2324	1053	45.31
0385 385	3010	1238	41.13
0386 386	2801	1397	49.88
0387 387	724	184	25.41
0388 388	251	63	25.10
0389 389	2374	889	37.45
0390 390	3730	1563	41.90
0391 391	336	107	31.85
0392 392	197	84	42.64
0393 393	619	288	46.53
0394 394	140	19	13.57
0395 395	2477	1007	40.65
0396 396	776	277	35.70
0397 397	2459	718	29.20
0398 398	832	354	42.55
0399 399	2230	551	24.71
0400 400	2834	716	25.26
0401 401	1721	805	46.78
0402 402	1030	300	29.13
0403 403	3842	1222	31.81
0404 404	2628	717	27.28
0405 405	4455	1387	31.13
0406 406	3102	802	25.85
0407 407	1615	764	47.31
0408 408	4333	1593	36.76
0409 409	2641	901	34.12
0410 410	2886	819	28.38
0411 411	2657	605	22.77
0412 412	1872	774	41.35
0413 413	746	148	19.84

NUMBERED KEY CANVASS

Washington County, Oregon
Special Election
May 21, 2013

Official Final


RUN DATE:06/03/13 01:46 PM

REPORT-EL52 PAGE 0003

01 = REGISTERED VOTERS - TOTAL	TOTAL	PERCENT	03 = VOTER TURNOUT - TOTAL	TOTAL	PERCENT
02 = BALLOTS CAST - TOTAL	284,579				31.46
	89,522				

(CONTINUED FROM PREVIOUS PAGE)

	01	02	03
0414 414	564	181	32.09
0415 415	472	235	49.79
0416 416	1683	593	35.23
0417 417	1244	327	26.29
0418 418	1938	835	43.09
0419 419	1651	770	46.64
0420 420	3213	875	27.23
0421 421	296	96	32.43
0422 422	29	15	51.72
0423 423	2968	688	23.18
0424 424	4130	932	22.57
0425 425	997	194	19.46
0426 426	303	103	33.99
0427 427	27	6	22.22
0428 428	1382	356	25.76
0429 429	1885	569	30.19
0430 430	1982	475	23.97
0431 431	1272	232	18.24
0432 432	296	31	10.47
0433 433	2168	538	24.82
0434 434	3593	1242	34.57
0435 435	3681	917	24.91
0436 436	2071	566	27.33
0437 437	59	18	30.51
0438 438	233	66	28.33
0439 439	219	71	32.42
0440 440	1384	232	16.76
0441 441	70	30	42.86
0442 442	834	314	37.65
0443 443	19	9	47.37
0444 444	1332	557	41.82
0445 445	685	269	39.27
0446 446	3736	1521	40.71
0447 447	2121	922	43.47
0448 448	405	96	23.70
0449 449	95	30	31.58
0450 450	69	23	33.33
0451 451	765	229	29.93
0452 452	2153	439	20.39
0453 453	47	9	19.15
0454 454	667	139	20.84
0455 455	0	0	
0457 457	2142	412	19.23
0458 458	2509	873	34.79
0459 459	2754	828	30.07
0460 460	2262	330	14.59
0461 461	2771	953	34.39



CERTIFIED TO BE A TRUE AND
CORRECT COPY OF THE ORIGINAL

Date June 3, 2013

WASHINGTON COUNTY
ELECTIONS DIVISION

BY M. Kawal

NUMBERED KEY CANVASS

Washington County, Oregon
Special Election
May 21, 2013

Official Final

RUN DATE:06/03/13 01:46 PM

REPORT-EL52 PAGE 0006

Multnomah ESD Director, Pos. 2, At Large

VOTES PERCENT

VOTES PERCENT

Vote for 1

01 = Patrick Lasswell

02 = Nels Johnson

03 = WRITE-IN

77 33.48

150 65.22

3 1.30


04 = OVER VOTES

05 = UNDER VOTES

0

393

	01	02	03	04	05
0366 366	23	35	1	0	65
0375 375	16	28	0	0	78
0378 378	34	77	2	0	195
0386 386	4	10	0	0	51
0392 392	0	0	0	0	4



NUMBERED KEY CANVASS

Washington County, Oregon
Special Election
May 21, 2013

Official Final

RUN DATE:06/03/13 01:46 PM

REPORT-EL52

PAGE 0007

Multnomah ESD Director, Pos. 3, Zone 2

VOTES PERCENT

VOTES PERCENT

Vote for 1

01 = Bob Clark

02 = Erica Thatcher

03 = WRITE-IN

77 32.08

160 66.67

3 1.25

04 = OVER VOTES

05 = UNDER VOTES

0

383

01 02 03 04 05

0366 366

28 33 1 0 62

0375 375

14 34 0 0 74

0378 378

30 82 2 0 194

0386 386

5 11 0 0 49

0392 392

0 0 0 0 4



NUMBERED KEY CANVASS

RUN DATE:06/03/13 01:46 PM

Washington County, Oregon
Special Election
May 21, 2013

Official Final

REPORT-EL52 PAGE 0008

PCC Director, Zone 1

Vote for 1

01 = Denise Frisbee

02 = WRITE-IN

VOTES PERCENT

11,279 98.55
166 1.45

03 = OVER VOTES
04 = UNDER VOTES

VOTES PERCENT

0
7,643

	01	02	03	04
0348 348	3	0	0	8
0389 389	101	1	0	89
0394 394	11	2	0	6
0395 395	542	8	0	457
0396 396	171	5	0	101
0397 397	359	9	0	350
0398 398	29	1	0	58
0402 402	188	7	0	105
0403 403	715	3	0	504
0404 404	419	5	0	293
0405 405	872	11	0	504
0406 406	421	10	0	236
0408 408	1028	11	0	554
0409 409	469	5	0	427
0410 410	419	6	0	394
0411 411	346	11	0	248
0412 412	13	0	0	8
0413 413	96	0	0	52
0414 414	107	2	0	72
0415 415	156	2	0	77
0416 416	313	5	0	275
0417 417	201	1	0	125
0418 418	64	0	0	51
0419 419	486	6	0	278
0420 420	493	9	0	373
0421 421	30	0	0	20
0423 423	430	7	0	251
0424 424	588	9	0	335
0425 425	127	3	0	64
0426 426	18	0	0	17
0427 427	3	0	0	3
0428 428	222	2	0	132
0431 431	45	0	0	7
0432 432	24	0	0	7
0433 433	308	6	0	224
0435 435	567	3	0	347
0436 436	335	4	0	227
0437 437	10	0	0	8
0438 438	39	0	0	27
0443 443	4	0	0	5
0445 445	153	2	0	114
0450 450	11	0	0	12
0454 454	87	7	0	45
0455 455	0	0	0	0
0457 457	256	3	0	153



NUMBERED KEY CANVASS

RUN DATE:06/03/13 01:46 PM

Washington County, Oregon
Special Election
May 21, 2013

Official Final

REPORT-EL52 PAGE 0009

PCC Director, Zone 4

Vote for 1

01 = Jim Harper

02 = Bernardo Tuma

03 = WRITE-IN

VOTES PERCENT


2,417 64.66
1,287 34.43
34 .91

04 = OVER VOTES
05 = UNDER VOTES


VOTES PERCENT

2
3,178

	01	02	03	04	05
0331 331	201	86	3	0	215
0363 363	229	118	5	1	186
0364 364	733	362	6	0	1053
0365 365	474	261	13	0	750
0366 366	145	105	2	0	207
0367 367	51	22	0	0	68
0375 375	42	21	1	0	58
0378 378	57	28	1	0	59
0387 387	74	31	2	1	74
0407 407	263	165	0	0	336
0439 439	21	15	0	0	30
0444 444	62	48	1	0	78
0447 447	65	25	0	0	64



		VOTES PERCENT					VOTES PERCENT	
PCC Director, Zone 5								
Vote for 1								
01 = David Solomon		2,434				19.57		
02 = Ken Madden		9,894				79.56	04 = OVER VOTES	
03 = WRITE-IN		108				.87	05 = UNDER VOTES	
		01	02	03	04	05		
0306	306	22	73	0	1	70		
0331	331	29	91	2	0	90		
0350	350	154	440	5	0	412		
0352	352	34	74	3	0	34		
0353	353	59	333	3	0	274		
0355	355	159	455	3	0	444		
0357	357	54	248	1	0	173		
0359	359	63	293	4	0	296		
0360	360	120	357	1	0	283		
0361	361	48	145	0	0	116		
0362	362	144	759	11	0	709		
0363	363	75	352	4	0	409		
0364	364	1	2	0	0	5		
0366	366	14	55	1	0	28		
0367	367	149	652	6	0	828		
0371	371	82	446	5	0	457		
0372	372	73	361	6	0	428		
0377	377	89	489	1	1	544		
0378	378	33	181	2	0	145		
0379	379	86	224	3	0	212		
0381	381	34	84	4	0	99		
0383	383	71	288	3	0	234		
0384	384	102	491	5	0	455		
0385	385	148	496	5	0	589		
0386	386	106	589	3	0	699		
0387	387	0	2	0	0	0		
0388	388	14	22	0	0	27		
0391	391	18	30	0	0	59		
0392	392	11	34	0	0	39		
0393	393	30	132	5	0	121		
0399	399	77	269	4	0	201		
0400	400	85	365	2	1	263		
0401	401	76	363	4	0	362		
0406	406	20	82	0	0	33		
0441	441	3	13	2	0	12		
0448	448	14	53	0	0	29		
0449	449	4	5	0	0	21		
0452	452	32	98	2	0	83		
0461	461	101	448	8	0	396		



NUMBERED KEY CANVASS

RUN. DATE:06/03/13 01:46 PM

Washington County, Oregon
Special Election
May 21, 2013

Official Final

REPORT-EL52 PAGE 0011

PCC Director, Zone 6

Vote for 1

01 = Gene Pitts

02 = WRITE-IN

VOTES PERCENT


10,732 97.87
234 2.13

03 = OVER VOTES
04 = UNDER VOTES

VOTES PERCENT

1
8,907

	01	02	03	04
0302 302	315	14	0	308
0303 303	123	2	0	94
0304 304	360	7	0	272
0311 311	71	0	0	17
0319 319	139	6	0	68
0320 320	425	3	0	352
0322 322	60	1	0	47
0323 323	333	7	0	214
0325 325	0	0	0	0
0327 327	24	0	0	13
0328 328	47	3	0	34
0333 333	361	8	0	214
0349 349	364	10	0	299
0350 350	23	0	0	15
0351 351	319	9	0	255
0354 354	851	20	0	682
0356 356	253	5	0	179
0358 358	292	4	0	197
0360 360	0	0	0	0
0379 379	361	6	0	349
0380 380	526	12	0	551
0382 382	554	10	0	412
0389 389	376	6	0	316
0390 390	799	16	0	748
0398 398	117	3	0	146
0412 412	361	9	0	383
0418 418	337	6	0	377
0421 421	18	0	0	28
0426 426	33	0	0	35
0429 429	287	11	0	271
0430 430	285	6	0	165
0431 431	129	4	0	47
0434 434	658	10	0	574
0440 440	126	6	0	54
0442 442	158	3	0	153
0446 446	762	15	1	743
0451 451	122	4	0	103
0452 452	155	5	0	64
0453 453	2	0	0	7
0460 460	206	3	0	121



NUMBERED KEY CANVASS

Washington County, Oregon
Special Election
May 21, 2013

Official Final

RUN DATE:06/03/13 01:46 PM

REPORT-EL52 PAGE 0040

Portland School Director, Zone 4

VOTES PERCENT

VOTES PERCENT

Vote for 1.

01 = Martin Gonzalez

111 30.92

02 = Steve Buel

246 68.52

03 = WRITE-IN

2 .56

04 = OVER VOTES

0

05 = UNDER VOTES

261

	01	02	03	04	05
0366 366	17	62	1	0	44
0375 375	29	37	0	0	56
0378 378	56	126	1	0	125
0386 386	9	21	0	0	35
0392 392	0	0	0	0	4



NUMBERED KEY CANVASS

Washington County, Oregon
Special Election
May 21, 2013

Official Final

RUN DATE:06/03/13 01:46 PM

REPORT-EL52

PAGE 0041

Portland School Director, Zone 5

Vote for 1

01 = Pam Knowles

02 = WRITE-IN

VOTES PERCENT


VOTES PERCENT

286 97.95
6 2.05

03 = OVER VOTES
04 = UNDER VOTES

0
331

	01	02	03	04
0366 366	59	3	0	62
0375 375	59	0	0	63
0378 378	149	3	0	156
0386 386	19	0	0	46
0392 392	0	0	0	4



NUMBERED KEY CANVASS

Washington County, Oregon
Special Election
May 21, 2013

Official Final

RUN DATE:06/03/13 01:46 PM

REPORT-EL52 PAGE 0042

		VOTES PERCENT		VOTES PERCENT	
Portland School Director, Zone 6					
Vote for 1					
01 = Tom Koehler		254	77.20		
02 = David Morrison		74	22.49	04 = OVER VOTES	0
03 = WRITE-IN		1	.30	05 = UNDER VOTES	294

		01	02	03	04 05

0366 366		51	22	1	0 50
0375 375		44	11	0	0 67
0378 378		144	32	0	0 132
0386 386		15	9	0	0 41
0392 392		0	0	0	0 4



NUMBERED KEY CANVASS

Washington County, Oregon
Special Election
May 21, 2013

Official Final

RUN DATE:06/03/13 01:46 PM

REPORT-EL52 PAGE 0105

26-150 - City of Portland - Levy-Renewal

Vote for 1

01 = Yes

02 = No

VOTES PERCENT

VOTES PERCENT

234 71.78
92 28.22

03 = OVER VOTES
04 = UNDER VOTES

0
17

	01	02	03	04
0366 366	0	0	0	0
0375 375	80	35	0	7
0391 391	80	20	0	7
0392 392	57	24	0	3
0441 441	17	13	0	0



NUMBERED KEY CANVASS

Washington County, Oregon
Special Election
May 21, 2013

Official Final

RUN DATE:06/03/13 01:46 PM

REPORT-EL52 PAGE 0106

26-151 - City of Portland - Fluoridation

VOTES PERCENT

VOTES PERCENT

Vote for 1

01 = Yes

02 = No

162 48.36

173 51.64

03 = OVER VOTES

04 = UNDER VOTES

0

8

	01	02	03	04
0366 366	0	0	0	0
0375 375	68	53	0	1
0391 391	43	60	0	4
0392 392	37	44	0	3
0441 441	14	16	0	0



NUMBERED KEY CANVASS

RUN DATE:06/03/13 01:46 PM

Washington County, Oregon
Special Election
May 21, 2013

Official Final

REPORT-EL52 PAGE 0107

VOTES PERCENT

VOTES PERCENT

26-152 - Metro - LOL

Vote for 1

01 = Yes

02 = No

39,548 49.09
41,015 50.91

03 = OVER VOTES
04 = UNDER VOTES

16
4,534

	01	02	03	04
0302 302	273	342	0	22
0303 303	78	101	0	8
0304 304	260	360	0	19
0306 306	76	77	0	13
0307 307	206	274	0	24
0309 309	557	538	0	45
0312 312	0	1	0	0
0313 313	0	0	0	0
0314 314	0	4	0	0
0317 317	0	5	0	0
0318 318	291	382	0	28
0319 319	100	102	0	11
0320 320	291	459	0	30
0322 322	4	9	0	0
0323 323	234	283	0	37
0325 325	0	0	0	0
0327 327	316	416	0	27
0328 328	2	7	0	0
0329 329	346	475	0	42
0331 331	393	276	0	46
0332 332	353	321	0	22
0333 333	348	214	0	21
0335 335	424	672	0	55
0336 336	303	436	0	37
0337 337	398	533	0	42
0338 338	268	496	0	28
0339 339	234	207	0	13
0340 340	306	472	0	12
0341 341	11	10	0	0
0342 342	7	9	0	0
0343 343	468	724	0	50
0344 344	450	482	2	34
0345 345	0	0	0	0
0346 346	20	39	0	2
0348 348	6	5	0	0
0349 349	315	342	0	16
0350 350	550	412	0	87
0351 351	249	319	0	15
0352 352	104	39	0	2
0353 353	384	251	0	34
0354 354	741	740	0	72
0355 355	513	488	0	60
0356 356	192	229	0	16
0357 357	217	239	0	20
0358 358	241	238	0	14
0359 359	294	323	0	39
0360 360	396	344	0	21
0361 361	197	104	0	8
0362 362	897	632	0	94
0363 363	745	527	2	105
0364 364	985	1020	0	157
0365 365	734	661	0	103
0366 366	298	233	0	26
0367 367	753	853	0	170
0368 368	680	694	0	107

VOTES PERCENT

VOTES PERCENT

26-152 - Metro - LOL

Vote for 1

01 = Yes

02 = No

39,548 49.09
41,015 50.91

03 = OVER VOTES
04 = UNDER VOTES

16
4,534

(CONTINUED FROM PREVIOUS PAGE)

	01	02	03	04
0369 369	380	317	0	39
0370 370	273	292	0	25
0371 371	507	396	0	87
0372 372	456	358	1	53
0374 374	0	5	0	2
0375 375	73	40	0	9
0376 376	363	404	1	50
0377 377	483	546	0	95
0378 378	282	214	0	10
0379 379	614	538	0	89
0380 380	490	521	0	78
0381 381	136	72	0	13
0382 382	493	422	2	59
0383 383	341	206	0	49
0384 384	606	393	0	54
0385 385	690	463	0	85
0386 386	719	599	1	78
0387 387	107	69	0	8
0388 388	40	17	0	6
0389 389	397	439	0	53
0390 390	707	753	0	103
0391 391	63	39	0	5
0392 392	39	37	0	8
0393 393	175	94	0	19
0394 394	8	11	0	0
0395 395	455	470	0	82
0396 396	114	149	0	14
0397 397	304	366	0	48
0398 398	111	237	0	6
0399 399	270	270	0	11
0400 400	330	369	0	17
0401 401	464	299	0	42
0402 402	134	152	0	14
0403 403	443	710	0	69
0404 404	301	378	0	38
0405 405	676	642	1	68
0406 406	395	379	0	28
0407 407	426	295	0	43
0408 408	731	763	0	99
0409 409	400	459	0	42
0410 410	346	385	0	47
0411 411	271	289	0	45
0412 412	326	395	0	53
0413 413	64	78	0	6
0414 414	76	93	0	12
0415 415	114	99	0	22
0416 416	263	297	1	32
0417 417	185	123	0	19
0418 418	352	419	0	64
0419 419	349	369	1	51
0420 420	387	455	0	33
0421 421	30	60	0	6
0422 422	1	10	0	0
0423 423	364	294	0	30
0424 424	355	559	0	18

NUMBERED KEY CANVASS

Washington County, Oregon
Special Election
May 21, 2013

Official Final

RUN DATE:06/03/13 01:46 PM

REPORT-EL52

PAGE 0109

26-152 - Metro - LOL

Vote for 1

01 = Yes

02 = No

VOTES PERCENT

VOTES PERCENT

39,548 49.09
41,015 50.91

03 = OVER VOTES
04 = UNDER VOTES

16
4,534

(CONTINUED FROM PREVIOUS PAGE)

	01	02	03	04
0425 425	39	48	0	1
0426 426	7	22	0	0
0427 427	2	4	0	0
0428 428	189	150	0	17
0429 429	242	309	0	18
0432 432	14	16	0	1
0433 433	271	243	1	23
0434 434	557	631	0	54
0435 435	359	542	0	16
0436 436	205	324	0	37
0437 437	10	7	0	1
0438 438	23	41	0	2
0439 439	0	0	0	0
0440 440	97	126	0	9
0441 441	16	13	0	1
0442 442	110	181	1	14
0443 443	0	9	0	0
0444 444	248	271	1	37
0445 445	107	133	0	29
0446 446	720	708	1	92
0447 447	414	425	0	83
0448 448	62	30	0	4
0449 449	19	10	0	1
0450 450	0	3	0	0
0451 451	84	137	0	8
0452 452	201	222	0	16
0453 453	4	3	0	2
0454 454	50	85	0	4
0455 455	0	0	0	0
0457 457	150	257	0	5
0458 458	323	526	0	20
0459 459	372	437	0	19
0460 460	199	124	0	7
0461 461	459	451	0	43

