

**Canvass Report — Total Voters — Official  
Clackamas County, Oregon — 51915SpecialDistrictElection — May 19, 2015**

Page 113 of 193

06/03/2015 02:00 PM

Total Number of Voters: 51,294 of 230,203 = 22.28%

Precincts Reporting 119 of 119 = 100.00%

**Riverdale Fire Director, Pos. 3 - 4 Year Term**

Precinct	Blank Ballots Cast	Over Votes	Under Votes	Total Ballots Cast	Registered Voters	Percent Turnout	Unresolved Write-ins	Totals
283	1	0	63	65	270	24.07%	2	2
<b>Totals:</b>	<b>1</b>	<b>0</b>	<b>63</b>	<b>65</b>	<b>270</b>		<b>2</b>	<b>2</b>

CERTIFIED COPY OF THE ORIGINAL  
SHERRY HALL, COUNTY CLERK

BY:

*Sherry Hall*

Result of Recount – Riverdale RFD – Position 3 –  
May, 2015

Precinct 283

Total votes: 65

Dave Morris 1 vote (write in)

Simon Farrell 1 vote (write in)

Undervote 63 votes

(signed)



Steve Kindred – Deputy Clerk, Elections Manager

**Canvass Report — Total Voters — Official  
Clackamas County, Oregon — 51915SpecialDistrictElection — May 19, 2015**

Page 114 of 193

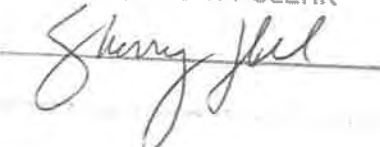
06/03/2015 02:00 PM

Total Number of Voters: 51,294 of 230,203 = 22.28%

Precincts Reporting 119 of 119 = 100.00%

**Riverdale Fire Director, Pos. 4 - 4 Year Term**

Precinct	Blank Ballots Cast	Over Votes	Under Votes	Total Ballots Cast	Registered Voters	Percent Turnout	Tucker Eugene Mayberry	Write-in	Totals
283	1	0	29	65	270	24.07%	36	0	36
<b>Totals:</b>	<b>1</b>	<b>0</b>	<b>29</b>	<b>65</b>	<b>270</b>		<b>36</b>	<b>0</b>	<b>36</b>

CERTIFIED COPY OF THE ORIGINAL  
SHERRY HALL, COUNTY CLERK  
BY: 

**Canvass Report — Total Voters — Official**  
**Clackamas County, Oregon — 51915SpecialDistrictElection — May 19, 2015**  
 Page 115 of 193

06/03/2015 02:00 PM

Total Number of Voters: 51,294 of 230,203 = 22.28%

Precincts Reporting 119 of 119 = 100.00%

**Riverdale Fire Director, Pos. 5 - 4 Year Term**

Precinct	Blank Ballots Cast	Over Votes	Under Votes	Total Ballots Cast	Registered Voters	Percent Turnout	Laura J Walker	Write-in	Totals
283	1	0	28	65	270	24.07%	37	0	37
<b>Totals:</b>	1	0	28	65	270		37	0	37

CERTIFIED COPY OF THE ORIGINAL  
 SHERRY HALL, COUNTY CLERK

BY:



Write-Ins — Official

Clackamas County, Oregon — Special District Election — May 19, 2015

Total Number of Voters : 51,294 of 230,203 = 22.28%

Contest Title	Write-In Names	Number of Votes
Riverdale Fire Director, Pos. 3 - 4 Year Term	Dave Morris Simon Farrell	1 1
<b>Total Unresolved Write-In Names for Contest: 2</b>		
<b>Total number of votes:</b>		<b>2</b>

CERTIFIED COPY OF THE ORIGINAL  
SHERRY HALL, COUNTY CLERK

BY:  \_\_\_\_\_

**Canvass Report — Total Voters — Official**  
**Clackamas County, Oregon — 51915SpecialDistrictElection — May 19, 2015**  
 Page 149 of 193

06/03/2015 02:00 PM

Total Number of Voters: 51,294 of 230,203 = 22.28%

Precincts Reporting 119 of 119 = 100.00%

**Pleasant Home Water Commissioner, Pos. 2 - 2 Year Term**

Precinct	Blank Ballots Cast	Over Votes	Under Votes	Total Ballots Cast	Registered Voters	Percent Turnout	Ian Hawes	Write-in	Totals
404	4	0	9	17	58	29.31%	8	0	8
<b>Totals:</b>	4	0	9	17	58		8	0	8

CERTIFIED COPY OF THE ORIGINAL  
 SHERRY HALL, COUNTY CLERK

BY:

*Sherry Hall*

**Canvass Report — Total Voters — Official  
Clackamas County, Oregon — 51915SpecialDistrictElection — May 19, 2015**

Total Number of Voters: 51,294 of 230,203 = 22.28%

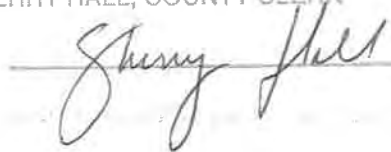
Precincts Reporting 119 of 119 = 100.00%

**Pleasant Home Water Commissioner, Pos. 3 - 4 Year Term**

Precinct	Blank Ballots Cast	Over Votes	Under Votes	Total Ballots Cast	Registered Voters	Percent Turnout	Unresolved Write-Ins	Totals
404	4	0	14	17	58	29.31%	3	3
<b>Totals:</b>	4	0	14	17	58		3	3

CERTIFIED COPY OF THE ORIGINAL  
SHERRY HALL, COUNTY CLERK

BY:



**Canvass Report — Total Voters — Official  
Clackamas County, Oregon — 51915SpecialDistrictElection — May 19, 2015**

Page 151 of 193

06/03/2015 02:00 PM

Total Number of Voters: 51,294 of 230,203 = 22.28%

Precincts Reporting 119 of 119 = 100.00%

**Pleasant Home Water Commissioner, Pos. 5 - 4 Year Term**

Precinct	Blank Ballots Cast	Over Votes	Under Votes	Total Ballots Cast	Registered Voters	Percent Turnout	James Williams	Write-In	Totals
404	4	0	9	17	58	29.31%	8	0	8
<b>Totals:</b>	4	0	9	17	58		8	0	8

CERTIFIED COPY OF THE ORIGINAL  
SHERRY HALL, COUNTY CLERK

BY:

*Sherry Hall*





**Canvass Report — Total Voters — Official  
Clackamas County, Oregon — 51915SpecialDistrictElection — May 19, 2015**

Page 66 of 193

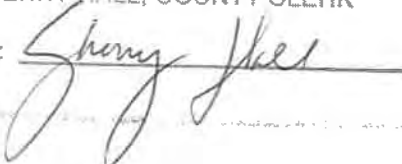
06/03/2015 02:00 PM

Total Number of Voters: 51,294 of 230,203 = 22.28%

Precincts Reporting 119 of 119 = 100.00%

**Portland School Director, Zone 1 - 4 Year Term**

Precinct	Blank Ballots Cast	Over Votes	Under Votes	Total Ballots Cast	Registered Voters	Percent Turnout	Andrew E Davidson	Julie Esparza Brown	Write-in	Totals
071	1	0	9	39	158	24.68%	5	25	0	30
159	2	0	1	2	39	5.13%	0	1	0	1
<b>Totals:</b>	<b>3</b>	<b>0</b>	<b>10</b>	<b>41</b>	<b>197</b>		<b>5</b>	<b>26</b>	<b>0</b>	<b>31</b>

CERTIFIED COPY OF THE ORIGINAL  
SHERRY HALL, COUNTY CLERK  
BY: 

**Canvass Report — Total Voters — Official**  
**Clackamas County, Oregon — 51915SpecialDistrictElection — May 19, 2015**  
 Page 67 of 193

06/03/2015 02:00 PM

Total Number of Voters: 51,294 of 230,203 = 22.28%

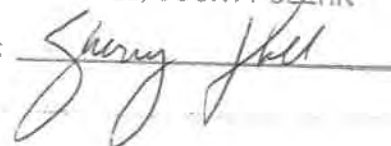
Precincts Reporting 119 of 119 = 100.00%

**Portland School Director, Zone 2 - 4 Year Term**

Precinct	Blank Ballots Cast	Over Votes	Under Votes	Total Ballots Cast	Registered Voters	Percent Turnout	Emma Russac Williams	José González	John Sweeney	Paul D Anthony	Write-in	Totals
071	1	0	8	39	158	24.68%	1	1	2	27	0	31
159	2	0	1	2	39	5.13%	1	0	0	0	0	1
<b>Totals:</b>	<b>3</b>	<b>0</b>	<b>9</b>	<b>41</b>	<b>197</b>		<b>2</b>	<b>1</b>	<b>2</b>	<b>27</b>	<b>0</b>	<b>32</b>

CERTIFIED COPY OF THE ORIGINAL  
 SHERRY HALL, COUNTY CLERK

BY:



**Canvass Report — Total Voters — Official  
Clackamas County, Oregon — 51915SpecialDistrictElection — May 19, 2015**

Total Number of Voters: 51,294 of 230,203 = 22.28%

Precincts Reporting 119 of 119 = 100.00%

**Portland School Director, Zone 3 - 4 Year Term**

Precinct	Blank Ballots Cast	Over Votes	Under Votes	Total Ballots Cast	Registered Voters	Percent Turnout	Amy Carlisen Kohnstamm	Wes Soderback	Gretchen Hollands	Bobbie Regan	Write-in	Totals
071	1	0	3	39	158	24.68%	16	1	2	17	0	36
159	2	0	0	2	39	5.13%	0	0	1	1	0	2
<b>Totals:</b>	<b>3</b>	<b>0</b>	<b>3</b>	<b>41</b>	<b>197</b>		<b>16</b>	<b>1</b>	<b>3</b>	<b>18</b>	<b>0</b>	<b>38</b>

CERTIFIED COPY OF THE ORIGINAL  
SHERRY HALL, COUNTY CLERK

BY:

*Sherry Hall*

**Canvass Report — Total Voters — Official**  
**Clackamas County, Oregon — 51915SpecialDistrictElection — May 19, 2015**  
 Page 69 of 193

06/03/2015 02:00 PM

Total Number of Voters: 51,294 of 230,203 = 22.28%


Precincts Reporting 119 of 119 = 100.00%

**Portland School Director, Zone 7 - 4 Year Term**

Precinct	Blank Ballots Cast	Over Votes	Under Votes	Total Ballots Cast	Registered Voters	Percent Turnout	Mike Rosen	Write-In	Totals
071	1	0	8	39	158	24.68%	31	0	31
159	2	0	2	2	39	5.13%	0	0	0
<b>Totals:</b>	<b>3</b>	<b>0</b>	<b>10</b>	<b>41</b>	<b>197</b>		<b>31</b>	<b>0</b>	<b>31</b>

CERTIFIED COPY OF THE ORIGINAL  
 SHERRY HALL, COUNTY CLERK

BY:



**Canvass Report — Total Voters — Official**  
**Clackamas County, Oregon — 51915SpecialDistrictElection — May 19, 2015**  
 Page 70 of 193

06/03/2015 02:00 PM

Total Number of Voters: 51,294 of 230,203 = 22.28%

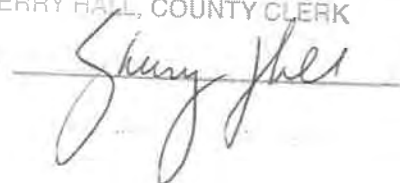
Precincts Reporting 119 of 119 = 100.00%

**Riverdale School Director, Pos. 2 - 4 Year Term**

Precinct	Blank Ballots Cast	Over Votes	Under Votes	Total Ballots Cast	Registered Voters	Percent Turnout	Nicole K Grayson	Write-in	Totals
283	1	0	0	5	54	9.26%	5	0	5
<b>Totals:</b>	<b>1</b>	<b>0</b>	<b>0</b>	<b>5</b>	<b>54</b>		<b>5</b>	<b>0</b>	<b>5</b>

CERTIFIED COPY OF THE ORIGINAL  
 SHERRY HALL, COUNTY CLERK

BY:



**Canvass Report — Total Voters — Official  
Clackamas County, Oregon — 51915SpecialDistrictElection — May 19, 2015**

Page 71 of 193

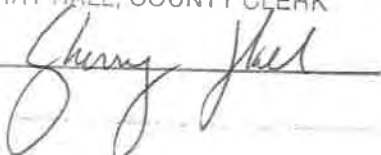
06/03/2015 02:00 PM

Total Number of Voters: 51,294 of 230,203 = 22.28%

Precincts Reporting 119 of 119 = 100.00%

**Riverdale School Director, Pos. 4 - 4 Year Term**

Precinct	Blank Ballots Cast	Over Votes	Under Votes	Total Ballots Cast	Registered Voters	Percent Turnout	Joe Prats	Write-In	Totals
283	1	0	0	5	54	9.26%	5	0	5
<b>Totals:</b>	<b>1</b>	<b>0</b>	<b>0</b>	<b>5</b>	<b>54</b>		<b>5</b>	<b>0</b>	<b>5</b>

CERTIFIED COPY OF THE ORIGINAL  
SHERRY HALL, COUNTY CLERK  
BY: 

**Canvass Report — Total Voters — Official**  
**Clackamas County, Oregon — 51915SpecialDistrictElection — May 19, 2015**  
 Page 37 of 193

06/03/2015 02:00 PM

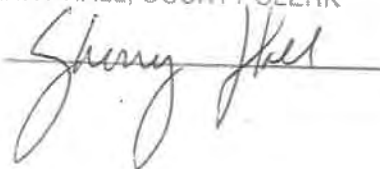
Total Number of Voters: 51,294 of 230,203 = 22.28%

Precincts Reporting 119 of 119 = 100.00%

**Gresham-Barlow School Director, Pos. 1, Zone 1 - 4 Year Term**

Precinct	Blank Ballots Cast	Over Votes	Under Votes	Total Ballots Cast	Registered Voters	Percent Turnout	Katherine J Ruthruff	Write-in	Totals
400	2	0	50	126	712	17.70%	71	5	76
401	3	0	77	198	1,258	15.74%	117	4	121
402	0	0	78	239	1,299	18.40%	160	1	161
403	0	0	63	183	1,186	15.43%	117	3	120
404	4	0	40	129	985	13.10%	87	2	89
405	1	0	12	23	107	21.50%	11	0	11
412	2	0	16	37	180	20.56%	20	1	21
414	1	0	18	36	223	16.14%	18	0	18
<b>Totals:</b>	<b>13</b>	<b>0</b>	<b>354</b>	<b>971</b>	<b>5,950</b>		<b>601</b>	<b>16</b>	<b>617</b>

CERTIFIED COPY OF THE ORIGINAL  
 SHERRY HALL, COUNTY CLERK

BY: 



**Canvass Report — Total Voters — Official**  
**Clackamas County, Oregon — 51915SpecialDistrictElection — May 19, 2015**

Total Number of Voters: 51,294 of 230,203 = 22.28%

Precincts Reporting 119 of 119 = 100.00%

**Gresham-Barlow School Director, Pos. 2, Zone 3 - 4 Year Term**

Precinct	Blank Ballots Cast	Over Votes	Under Votes	Total Ballots Cast	Registered Voters	Percent Turnout	Kris Howatt	Write-in	Totals
400	2	0	53	126	712	17.70%	71	2	73
401	3	0	75	198	1,258	15.74%	121	2	123
402	0	0	81	239	1,299	18.40%	157	1	158
403	0	0	58	183	1,186	15.43%	122	3	125
404	4	0	37	129	985	13.10%	89	3	92
405	1	0	13	23	107	21.50%	10	0	10
412	2	0	17	37	180	20.56%	19	1	20
414	1	0	17	36	223	16.14%	19	0	19
<b>Totals:</b>	<b>13</b>	<b>0</b>	<b>351</b>	<b>971</b>	<b>5,950</b>		<b>608</b>	<b>12</b>	<b>620</b>

CERTIFIED COPY OF THE ORIGINAL  
 SHERRY HALL, COUNTY CLERK

BY:



**Canvass Report — Total Voters — Official**  
**Clackamas County, Oregon — 51915SpecialDistrictElection — May 19, 2015**  
 Page 39 of 193

06/03/2015 02:00 PM

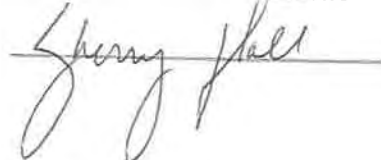
Total Number of Voters: 51,294 of 230,203 = 22.28%

Precincts Reporting 119 of 119 = 100.00%

**Gresham-Barlow School Director, Pos. 6, At Large - 2 Year Term**

Precinct	Blank Ballots Cast	Over Votes	Under Votes	Total Ballots Cast	Registered Voters	Percent Turnout	Sharon Garner	Write-In	Totals
400	2	0	48	126	712	17.70%	76	2	78
401	3	0	77	198	1,258	15.74%	119	2	121
402	0	0	82	239	1,299	18.40%	157	0	157
403	0	0	60	183	1,186	15.43%	121	2	123
404	4	0	35	129	985	13.10%	94	0	94
405	1	0	12	23	107	21.50%	11	0	11
412	2	0	17	37	180	20.56%	19	1	20
414	1	0	17	36	223	16.14%	19	0	19
<b>Totals:</b>	<b>13</b>	<b>0</b>	<b>348</b>	<b>971</b>	<b>5,950</b>		<b>616</b>	<b>7</b>	<b>623</b>

CERTIFIED COPY OF THE ORIGINAL  
 SHERRY HALL, COUNTY CLERK

BY: 

**Canvass Report — Total Voters — Official  
Clackamas County, Oregon — 51915SpecialDistrictElection — May 19, 2015**

Page 40 of 193

06/03/2015 02:00 PM

Total Number of Voters: 51,294 of 230,203 = 22.28%

Precincts Reporting 119 of 119 = 100.00%

**Gresham-Barlow School Director, Pos. 7, At Large - 4 Year Term**

Precinct	Blank Ballots Cast	Over Votes	Under Votes	Total Ballots Cast	Registered Voters	Percent Turnout	John Hartsock	Write-In	Totals
400	2	0	50	126	712	17.70%	72	4	76
401	3	0	69	198	1,258	15.74%	126	3	129
402	0	0	70	239	1,299	18.40%	166	3	169
403	0	0	63	183	1,186	15.43%	118	2	120
404	4	0	33	129	985	13.10%	92	4	96
405	1	0	9	23	107	21.50%	13	1	14
412	2	0	15	37	180	20.56%	21	1	22
414	1	0	18	36	223	16.14%	18	0	18
<b>Totals:</b>	<b>13</b>	<b>0</b>	<b>327</b>	<b>971</b>	<b>5,950</b>		<b>626</b>	<b>18</b>	<b>644</b>

CERTIFIED COPY OF THE ORIGINAL  
SHERRY HALL, COUNTY CLERK

BY:

*Sherry Hall*

**Canvass Report — Total Voters — Official  
Clackamas County, Oregon — 51915SpecialDistrictElection — May 19, 2015**

Total Number of Voters: 51,294 of 230,203 = 22.28%

Precincts Reporting 119 of 119 = 100.00%

**Centennial School Director, Pos. 2, Zone 2 - 4 Year Term**

Precinct	Blank Ballots Cast	Over Votes	Under Votes	Total Ballots Cast	Registered Voters	Percent Turnout	Shur Giard	Write-in	Totals
101	0	0	33	59	188	31.38%	26	0	26
104	0	0	0	0	0	0.00%	0	0	0
400	2	0	60	111	768	14.45%	50	1	51
415	0	0	13	16	62	25.81%	3	0	3
<b>Totals:</b>	<b>2</b>	<b>0</b>	<b>106</b>	<b>186</b>	<b>1,018</b>		<b>79</b>	<b>1</b>	<b>80</b>

CERTIFIED COPY OF THE ORIGINAL  
SHERRY HALL, COUNTY CLERK

BY: 

**Canvass Report — Total Voters — Official  
Clackamas County, Oregon — 51915SpecialDistrictElection — May 19, 2015**

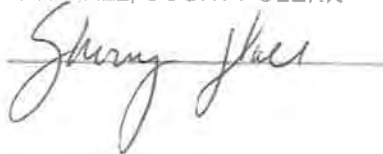
Total Number of Voters: 51,294 of 230,203 = 22.28%

Precincts Reporting 119 of 119 = 100.00%

**Centennial School Director, Pos. 3, At Large - 4 Year Term**

Precinct	Blank Ballots Cast	Over Votes	Under Votes	Total Ballots Cast	Registered Voters	Percent Turnout	Jovan Young	Write-In	Totals
101	0	0	35	59	188	31.38%	24	0	24
104	0	0	0	0	0	0.00%	0	0	0
400	2	0	61	111	768	14.45%	50	0	50
415	0	0	13	16	62	25.81%	3	0	3
<b>Totals:</b>	<b>2</b>	<b>0</b>	<b>109</b>	<b>186</b>	<b>1,018</b>		<b>77</b>	<b>0</b>	<b>77</b>

CERTIFIED COPY OF THE ORIGINAL  
SHERRY HALL, COUNTY CLERK

BY: 

**Canvass Report — Total Voters — Official**  
**Clackamas County, Oregon — 51915SpecialDistrictElection — May 19, 2015**


Total Number of Voters: 51,294 of 230,203 = 22.28%

Precincts Reporting 119 of 119 = 100.00%

**Centennial School Director, Pos. 4, At Large - 4 Year Term**

Precinct	Blank Ballots Cast	Over Votes	Under Votes	Total Ballots Cast	Registered Voters	Percent Turnout	Pam Shields	Write-in	Totals
101	0	0	35	59	188	31.38%	24	0	24
104	0	0	0	0	0	0.00%	0	0	0
400	2	0	61	111	768	14.45%	50	0	50
415	0	0	13	16	62	25.81%	3	0	3
<b>Totals:</b>	<b>2</b>	<b>0</b>	<b>109</b>	<b>186</b>	<b>1,018</b>		<b>77</b>	<b>0</b>	<b>77</b>

CERTIFIED COPY OF THE ORIGINAL  
 SHERRY HALL, COUNTY CLERK

BY: 

**Canvass Report — Total Voters — Official  
Clackamas County, Oregon — 51915SpecialDistrictElection — May 19, 2015**

Page 26 of 193

06/03/2015 02:00 PM

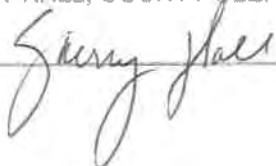
Total Number of Voters: 51,294 of 230,203 = 22.28%

Precincts Reporting 119 of 119 = 100.00%

**Centennial School Director, Pos. 5, Zone 3 - 2 Year Term**

Precinct	Blank Ballots Cast	Over Votes	Under Votes	Total Ballots Cast	Registered Voters	Percent Turnout	Brenda L. Clark	Write-In	Totals
101	0	0	33	59	188	31.38%	26	0	26
104	0	0	0	0	0	0.00%	0	0	0
400	2	0	60	111	768	14.45%	51	0	51
415	0	0	12	16	62	25.81%	4	0	4
<b>Totals:</b>	<b>2</b>	<b>0</b>	<b>105</b>	<b>186</b>	<b>1,018</b>		<b>81</b>	<b>0</b>	<b>81</b>

CERTIFIED COPY OF THE ORIGINAL  
SHERRY HALL, COUNTY CLERK

BY: 

**Canvass Report — Total Voters — Official**  
**Clackamas County, Oregon — 51915SpecialDistrictElection — May 19, 2015**  
 Page 18 of 193

06/03/2015 02:00 PM

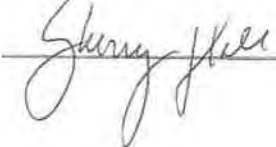
Total Number of Voters: 51,294 of 230,203 = 22.28%

Precincts Reporting 119 of 119 = 100.00%

**Multnomah County ESD Director, Pos. 6, At Large - 4 Year Term**

Precinct	Blank Ballots Cast	Over Votes	Under Votes	Total Ballots Cast	Registered Voters	Percent Turnout	Doug Montgomery	Colby Ross Clipston	Stephen Marc Beaudoin	Write-in	Totals
071	1	0	15	39	158	24.68%	8	0	16	0	24
101	0	0	39	59	188	31.38%	6	8	6	0	20
104	0	0	0	0	0	0.00%	0	0	0	0	0
159	2	0	2	2	39	5.13%	0	0	0	0	0
283	1	0	4	5	54	9.26%	1	0	0	0	1
400	2	0	136	237	1,480	16.01%	39	30	30	2	101
401	3	0	112	198	1,258	15.74%	34	16	33	3	86
402	0	0	140	239	1,299	18.40%	50	27	20	2	99
403	0	0	114	183	1,186	15.43%	37	9	20	3	69
404	4	0	65	129	985	13.10%	33	12	18	1	64
405	1	0	15	23	107	21.50%	2	2	3	1	8
412	2	0	18	37	180	20.56%	8	7	4	0	19
414	1	0	24	36	223	16.14%	4	2	6	0	12
415	0	0	12	16	62	25.81%	4	0	0	0	4
<b>Totals:</b>	<b>17</b>	<b>0</b>	<b>696</b>	<b>1,203</b>	<b>7,219</b>		<b>226</b>	<b>113</b>	<b>156</b>	<b>12</b>	<b>507</b>

CERTIFIED COPY OF THE ORIGINAL  
 SHERRY HALL, COUNTY CLERK

BY: 



**Canvass Report — Total Voters — Official  
Clackamas County, Oregon — 51915SpecialDistrictElection — May 19, 2015**

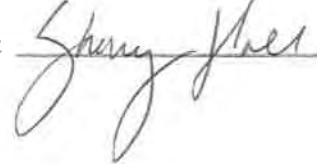
Total Number of Voters: 51,294 of 230,203 = 22.28%

Precincts Reporting 119 of 119 = 100.00%

**Multnomah County ESD Director, Pos. 7, Zone 3 - 4 Year Term**

Precinct	Blank Ballots Cast	Over Votes	Under Votes	Total Ballots Cast	Registered Voters	Percent Turnout	Key L Bridges	Siobhan Burke	Write-in	Totals
071	1	0	13	39	158	24.68%	4	22	0	26
159	2	0	1	2	39	5.13%	1	0	0	1
283	1	0	4	5	54	9.26%	0	1	0	1
<b>Totals:</b>	<b>4</b>	<b>0</b>	<b>18</b>	<b>46</b>	<b>251</b>		<b>5</b>	<b>23</b>	<b>0</b>	<b>28</b>

CERTIFIED COPY OF THE ORIGINAL  
SHERRY HALL, COUNTY CLERK

BY: 

**Canvass Report — Total Voters — Official  
Clackamas County, Oregon — 51915SpecialDistrictElection — May 19, 2015**

Page 7 of 193

06/03/2015 02:00 PM


Total Number of Voters: 51,294 of 230,203 = 22.28%

Precincts Reporting 119 of 119 = 100.00%

**Mt Hood Community College Director, Pos. 6, At Large - 4 Year Term**

Precinct	Blank Ballots Cast	Over Votes	Under Votes	Total Ballots Cast	Registered Voters	Percent Turnout	Michael P Langley	Diane C Noriega	Michael R Calcagno	Write-in	Totals
101	0	0	30	59	188	31.38%	6	12	11	0	29
104	0	0	0	0	0	0.00%	0	0	0	0	0
107	2	0	71	400	2,987	13.39%	56	68	199	6	329
108	1	0	47	358	2,469	14.50%	44	66	201	0	311
370	1	0	109	465	2,492	18.66%	41	76	239	0	356
371	0	0	58	378	1,882	20.09%	40	50	227	3	320
372	0	0	8	69	495	13.94%	9	14	38	0	61
373	1	0	161	670	3,225	20.78%	63	108	336	2	509
400	2	1	62	237	1,480	16.01%	15	32	126	1	174
401	3	0	40	198	1,252	15.81%	14	27	117	0	158
402	0	0	52	239	1,299	18.40%	22	21	143	1	187
403	0	0	27	212	1,330	15.94%	25	35	125	0	185
404	4	0	48	471	2,694	17.48%	54	78	289	2	423
405	1	0	32	199	1,190	16.72%	26	24	116	1	167
406	0	0	9	146	863	16.92%	22	27	88	0	137
412	2	0	12	37	180	20.56%	3	5	17	0	25
414	1	0	15	36	223	16.14%	2	3	16	0	21
415	0	0	7	16	62	25.81%	4	2	3	0	9
<b>Totals:</b>	<b>18</b>	<b>1</b>	<b>788</b>	<b>4,190</b>	<b>24,311</b>		<b>446</b>	<b>648</b>	<b>2,291</b>	<b>16</b>	<b>3,401</b>

CERTIFIED COPY OF THE ORIGINAL  
SHERRY HALL, COUNTY CLERK

BY: 

**Canvass Report — Total Voters — Official**  
**Clackamas County, Oregon — 51915SpecialDistrictElection — May 19, 2015**

Page 8 of 193

06/03/2015 02:00 PM


Total Number of Voters: 51,294 of 230,203 = 22.28%

Precincts Reporting 119 of 119 = 100.00%

**Mt Hood Community College Director, Pos. 7, At Large - 4 Year Term**

Precinct	Blank Ballots Cast	Over Votes	Under Votes	Total Ballots Cast	Registered Voters	Percent Turnout	Ted Tosterud	Marshall Tuttle	Tamie Arnold	Write-In	Totals
101	0	0	32	59	188	31.38%	12	5	10	0	27
104	0	0	0	0	0	0.00%	0	0	0	0	0
107	2	0	83	400	2,987	13.39%	120	88	105	4	317
108	1	0	62	358	2,469	14.50%	101	96	99	0	296
370	1	0	126	465	2,492	18.66%	121	92	125	1	339
371	0	0	78	378	1,882	20.09%	98	96	101	5	300
372	0	0	16	69	495	13.94%	24	16	11	2	53
373	1	0	182	670	3,225	20.78%	179	153	152	4	488
400	2	0	66	237	1,480	16.01%	76	53	41	1	171
401	3	0	50	198	1,252	15.81%	73	46	29	0	148
402	0	0	59	239	1,299	18.40%	98	48	34	0	180
403	0	0	37	212	1,330	15.94%	83	53	38	1	175
404	4	0	67	471	2,694	17.48%	147	121	134	2	404
405	1	0	37	199	1,190	16.72%	55	47	59	1	162
406	0	0	14	146	863	16.92%	54	29	49	0	132
412	2	0	12	37	180	20.56%	13	6	6	0	25
414	1	0	16	36	223	16.14%	9	9	2	0	20
415	0	0	9	16	62	25.81%	3	3	1	0	7
<b>Totals:</b>	<b>18</b>	<b>0</b>	<b>946</b>	<b>4,190</b>	<b>24,311</b>		<b>1,266</b>	<b>961</b>	<b>996</b>	<b>21</b>	<b>3,244</b>

CERTIFIED COPY OF THE ORIGINAL  
 SHERRY HALL, COUNTY CLERK

BY: 

**Canvass Report — Total Voters — Official  
Clackamas County, Oregon — 51915SpecialDistrictElection — May 19, 2015**

Page 9 of 193

06/03/2015 02:00 PM

Total Number of Voters: 51,294 of 230,203 = 22.28%

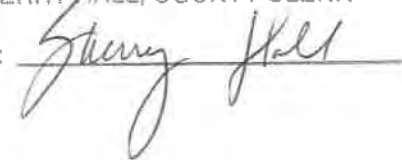
Precincts Reporting 119 of 119 = 100.00%

**Mt Hood Community College Director, Zone 5 - 4 Year Term**

Precinct	Blank Ballots Cast	Over Votes	Under Votes	Total Ballots Cast	Registered Voters	Percent Turnout	Robert Coen	Kenney Polson	Write-in	Totals
101	0	0	33	59	188	31.38%	13	13	0	26
104	0	0	0	0	0	0.00%	0	0	0	0
400	2	0	77	237	1,480	16.01%	50	109	1	160
402	0	0	47	162	859	18.86%	33	82	0	115
415	0	0	10	16	62	25.81%	4	2	0	6
<b>Totals:</b>	<b>2</b>	<b>0</b>	<b>167</b>	<b>474</b>	<b>2,589</b>		<b>100</b>	<b>206</b>	<b>1</b>	<b>307</b>

CERTIFIED COPY OF THE ORIGINAL  
SHERRY HALL, COUNTY CLERK

BY:



**Canvass Report — Total Voters — Official**  
**Clackamas County, Oregon — 51915SpecialDistrictElection — May 19, 2015**

Total Number of Voters: 51,294 of 230,203 = 22.28%

Precincts Reporting 119 of 119 = 100.00%

**Portland Community College Director, Zone 3 - 4 Year Term**

Precinct	Blank Ballots Cast	Over Votes	Under Votes	Total Ballots Cast	Registered Voters	Percent Turnout	Courtney Wilton	Anita Yap	Michael Sonleitner	Write-In	Totals
071	1	0	10	39	158	24.68%	18	1	10	0	29
<b>Totals:</b>	1	0	10	39	158		18	1	10	0	29

CERTIFIED COPY OF THE ORIGINAL  
 SHERRY HALL, COUNTY CLERK

BY:

