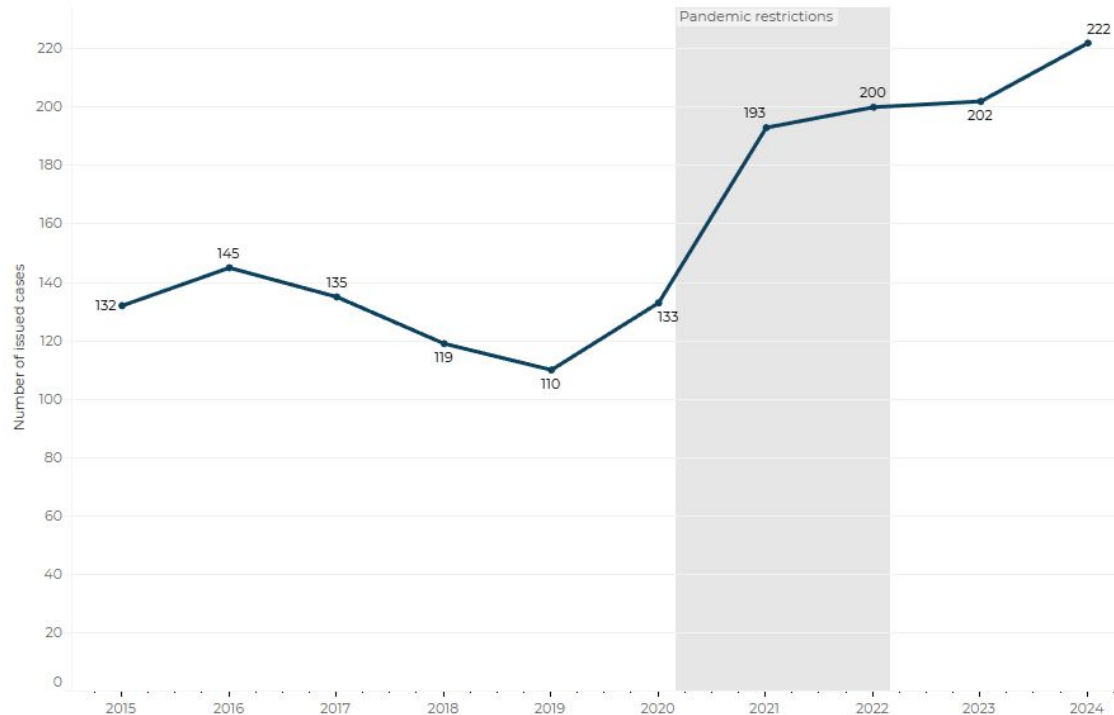




GUN VIOLENCE PROSECUTIONS

This following displays data on adult cases issued for prosecution that involved gun violence which is defined as any case involving a firearm with at least one charge of Assault, Attempted Murder, Murder, Manslaughter, or Unlawful Use of a Weapon. The case date range is 1/1/2015 to 12/31/2024. Cases rejected for prosecution or pending case issuance decision **are not included** below.

January 2015 to December 2024



KEY FINDING

The number of gun violence cases has significantly increased in the past decade, particularly during the COVID pandemic.

2015 to 2024 **68% increase**
2019 to 2022 **82% increase**
2019 to 2024 **102% increase**

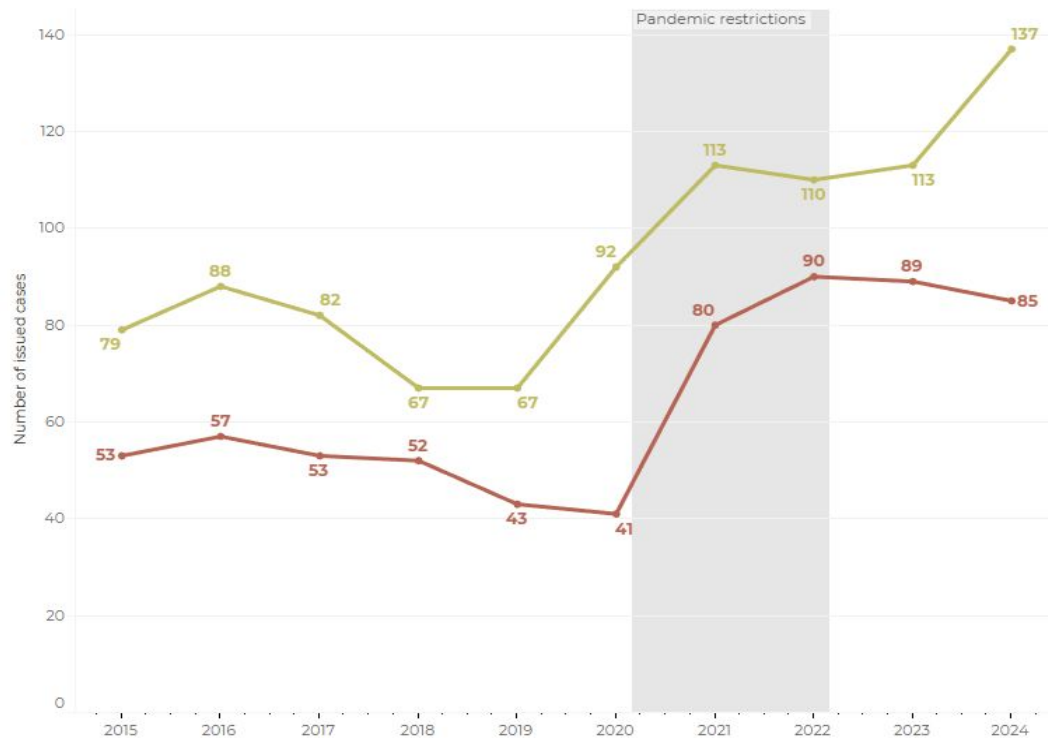
Cases with at least one firearm assault, att murder w/firearm, murder w/firearm, manslaughter w/firearm, or unlawful use of weapon (UUV) issued



GUN VIOLENCE PROSECUTIONS

This following displays data on adult cases issued for prosecution that involved gun violence which is defined as any case involving a firearm with at least one charge of Assault, Attempted Murder, Murder, Manslaughter, or Unlawful Use of a Weapon. The case date range is 1/1/2015 to 12/31/2024. Cases rejected for prosecution or pending case issuance decision **are not included** below.

January 2015 to December 2024



KEY FINDING

The significant increase in gun violence cases during the pandemic was driven by attempted murder, murder, and manslaughter cases.

Assault / UUV (no murder)

2019 to 2022 **64% increase**

Att Murder / Manslaughter

2019 to 2022 **109% increase**

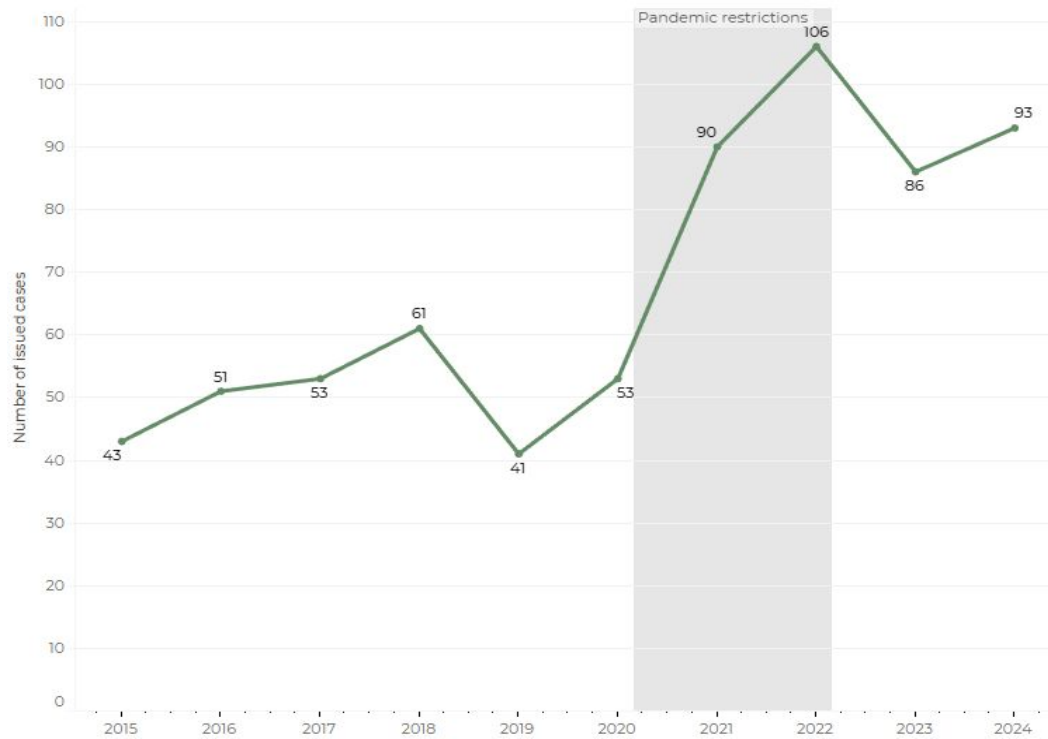
- Cases with at least one att murder, murder, or manslaughter issued
- Cases with at least one firearm assault or unlawful use of weapon (UUV) issued - no murder or manslaughter



GUN VIOLENCE PROSECUTIONS

This following displays data on adult cases issued for prosecution that involved gun violence which is defined as any case involving a firearm with at least one charge of Assault, Attempted Murder, Murder, Manslaughter, or Unlawful Use of a Weapon. The case date range is 1/1/2015 to 12/31/2024. Cases rejected for prosecution or pending case issuance decision **are not included** below.

January 2015 to December 2024



KEY FINDING

There has also been a large increase in cases in which the defendant is a felon in possession of a firearm.

Felon in Possession of Firearm

2019 to 2022 **159% increase**

Gun violence cases with at least one felon in possession of firearm charge issued



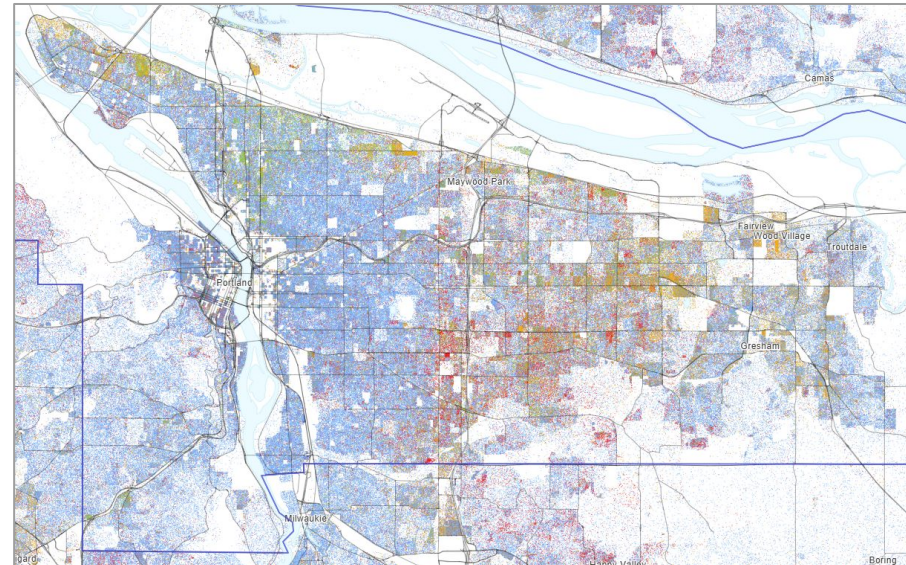
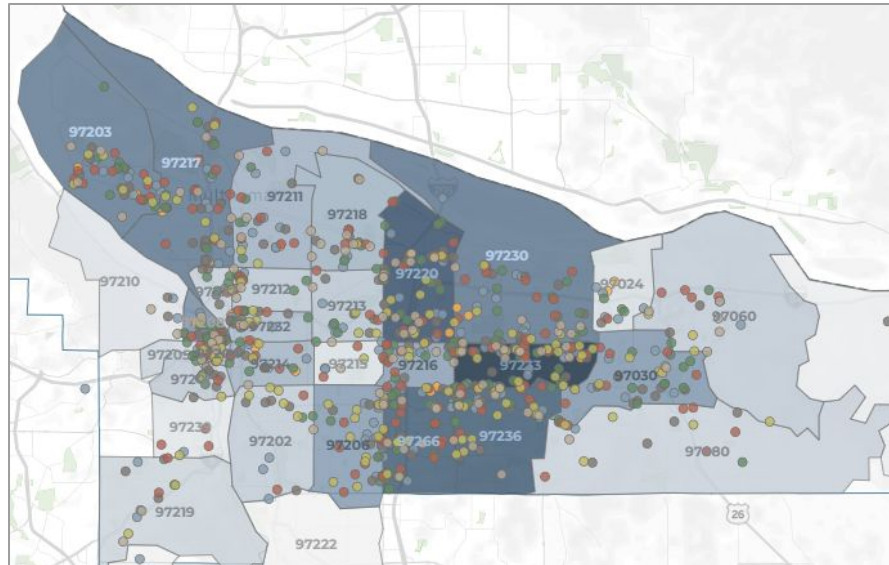
GUN VIOLENCE PROSECUTIONS

This following displays data on adult cases issued for prosecution that involved gun violence which is defined as any case involving a firearm with at least one charge of Assault, Attempted Murder, Murder, Manslaughter, or Unlawful Use of a Weapon. The case date range is 1/1/2015 to 12/31/2024. Cases rejected for prosecution or pending case issuance decision **are not included** below.

January 2015 to December 2024

KEY FINDING

Gun violence cases disproportionately occur in areas of the county with higher concentrations of people of color.



Snapshot obtained from: www.censusdots.com