



**MULTNOMAH COUNTY
JUSTICE REINVESTMENT
PROGRAM**

HB3194 DATA WORKGROUP

QUARTERLY REPORT:

FY15 Q1 & Q2

JULY-DECEMBER 2014

Introduction



What is Justice Reinvestment?

Justice Reinvestment seeks to improve public safety by reducing spending on incarceration in order to reinvest savings in evidence-based strategies that decrease crime.

What Does the Program Do?

Our program is a collaborative effort to improve the assessment of criminal offenders in Multnomah County and provide them a continuum of community-based services and sanctions. This combination of early assessment and intervention is provided to reduce recidivism while protecting public safety.

Who Runs the Program?

Our program is distinctive in the number of agencies that worked together to design and implement this approach to justice reinvestment. Our partners include: Portland Police Bureau, Gresham Police, Fairview Police, Troutdale Police, Sheriff's Office, Department of Community Justice, Oregon Judicial Department, District Attorney's Office, Citizens Crime Commission, Defense Bar, CODA, and the Multnomah County Local Public Safety Coordinating Council (LPSCC).

How Do I Use This Report?

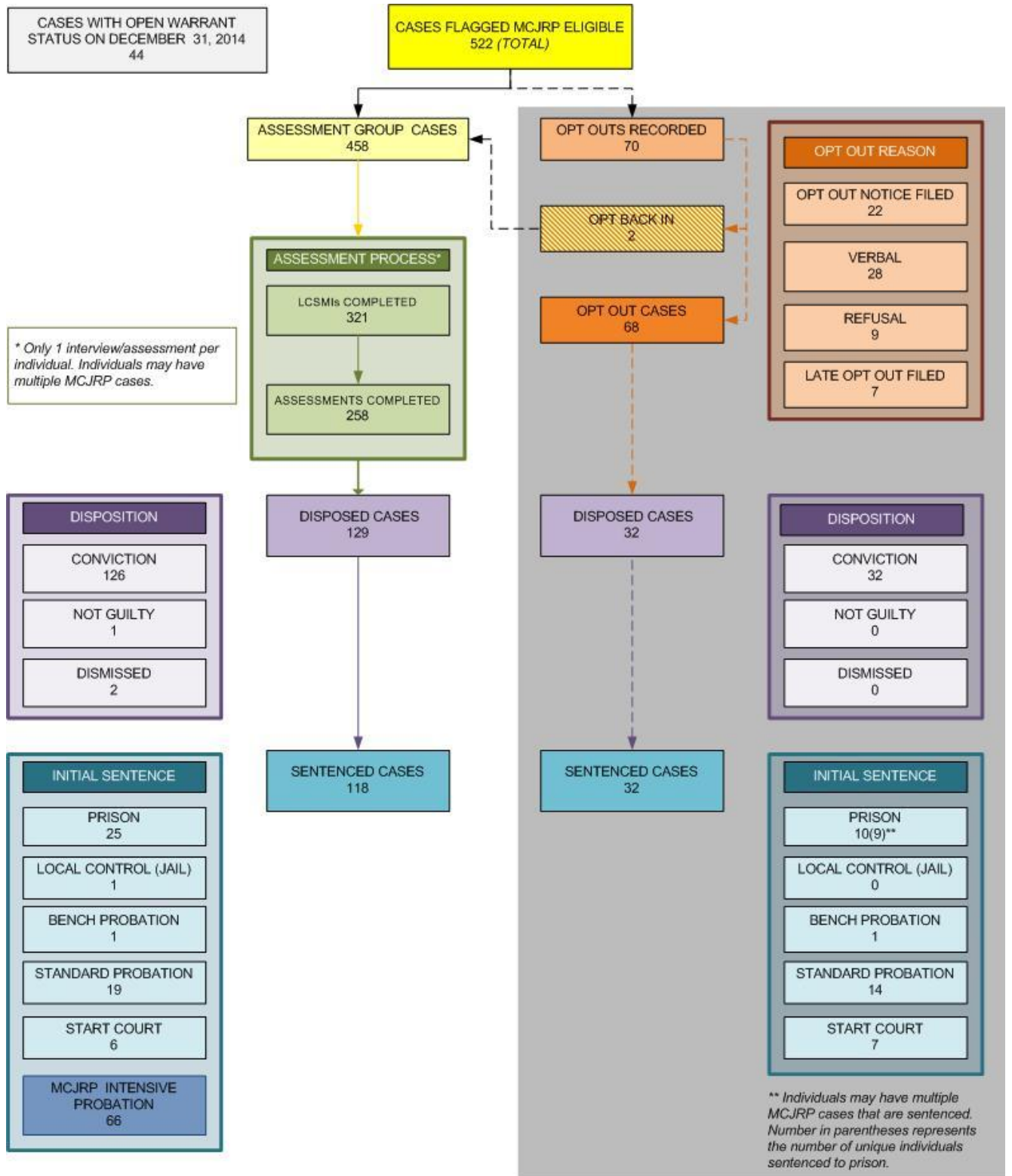
This report is a quarterly compilation of process and outcome measures designed to monitor the implementation and effectiveness of our program. This offers readers a snapshot of the program as well as a cumulative summary of all activity to date. The units of analysis vary so that some information is reflected in number of court cases, custody bookings, or people. Readers are encouraged to closely pay attention to the descriptive labels that appear throughout the report.

OUR GOALS

- *Safer Communities*
- *Smarter Spending*
- *Data Informed Decision-making*
- *Sustainable Use of Prison Beds*
- *Enhanced funding for Community Services*

MCJRP Case Flow

Date of Last Count:
December 31, 2014



MCJRP Program Demographics

Date of Last Count:
December 31, 2014

N= 494 Unique Defendants	Assessment Group		Opted Out		2013 ACS*	
	#	%	#	%	#	%
Gender						
Female	87	(20.1%)	19	(30.6%)	387,488	(50.6%)
Male	345	(79.9%)	43	(69.4%)	378,647	(49.4%)
Race						
African American	105	(24.3%)	17	(27.4%)	42,214	(5.5%)
Asian	11	(2.5%)	0	(0.0%)	51,093	(6.7%)
Native American	2	(0.5%)	1	(1.6%)	6,674	(0.9%)
White	259	(60.0%)	39	(62.9%)	596,984	(77.9%)
Other	0	(0.0%)	0	(0.0%)	69,170	(9.0%)
Hispanic						
Not Hispanic	377	(87.3%)	57	(91.9%)	681,094	(88.9%)
Hispanic	55	(12.7%)	5	(8.1%)	85,041	(11.1%)
Age						
Younger than 18 yoa	10	(2.3%)	1	(1.6%)	152,686	(19.9%)
18 – 24 yoa	67	(15.5%)	13	(21.0%)	67,145	(8.8%)
25 – 34 yoa	155	(35.9%)	24	(38.7%)	141,873	(18.5%)
35 – 44 yoa	102	(23.6%)	10	(16.1%)	122,688	(16.0%)
45 – 54 yoa	74	(17.1%)	11	(17.7%)	98,819	(12.9%)
55 – 64 yoa	22	(5.1%)	2	(3.2%)	93,697	(12.2%)
Over 65 yoa	2	(0.5%)	1	(1.6%)	89,227	(11.6%)
RRI						
Measures Pending						
Total	432	(100%)	62	(100%)	766,135	(100%)

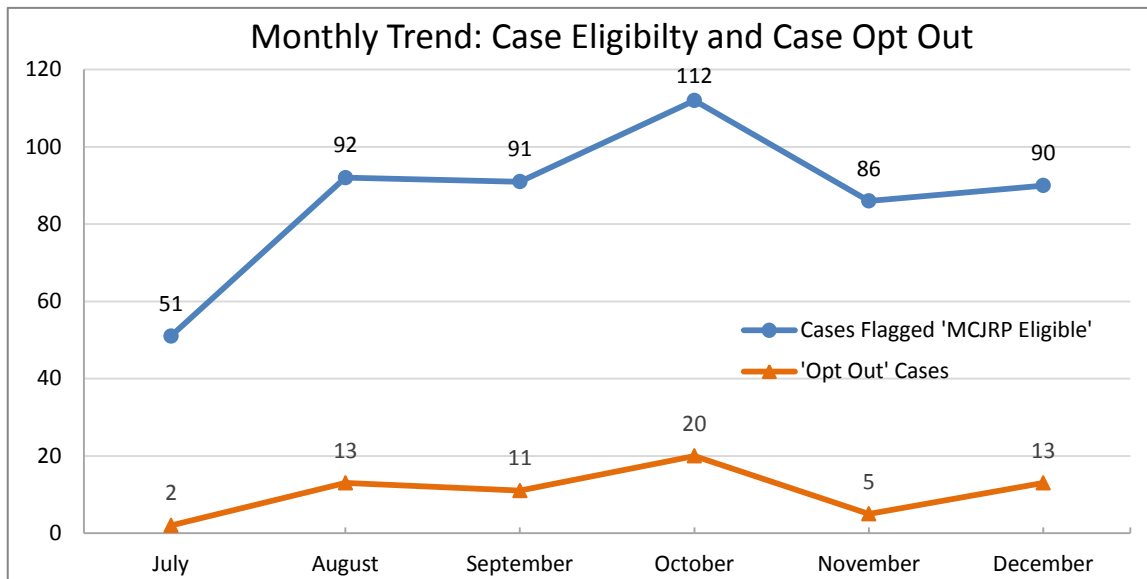
*Multnomah County Demographics (2013 American Community Survey 1-Year Estimates)

Case Eligibility and Opt Outs

All MCJRP Identified Cases by Primary Charge Category

Primary Charge Category	# to Date*	
	Assessment Group	Opted Out
BM11 Cases	43	3
BM57 – Property Cases	161	20
Other Property Cases	76	8
BM57 –Drug Cases	24	3
Other Drug Cases	97	15
Behavioral Cases	36	9
Person Cases	13	3
Vehicle Cases	8	3
Grand Total	458	64

*Unless otherwise noted in this report, 'to date' represents the time period of July 1 – December 31, 2014



*Cases eligibility date coincides with case arraignment on indictment date and 'opt out' cases excludes cases that have opted back in

Opt Out Reason by Case	Timeline	Total to Date
Opt Out	By Day 28	63
Notice Filed		22
Verbal		28
Refusal		9
Late Opt Out	After Day 28	7
Total Opt Outs Recorded		70
Cases Opting Back In		2
Total Opt Out Cases		68

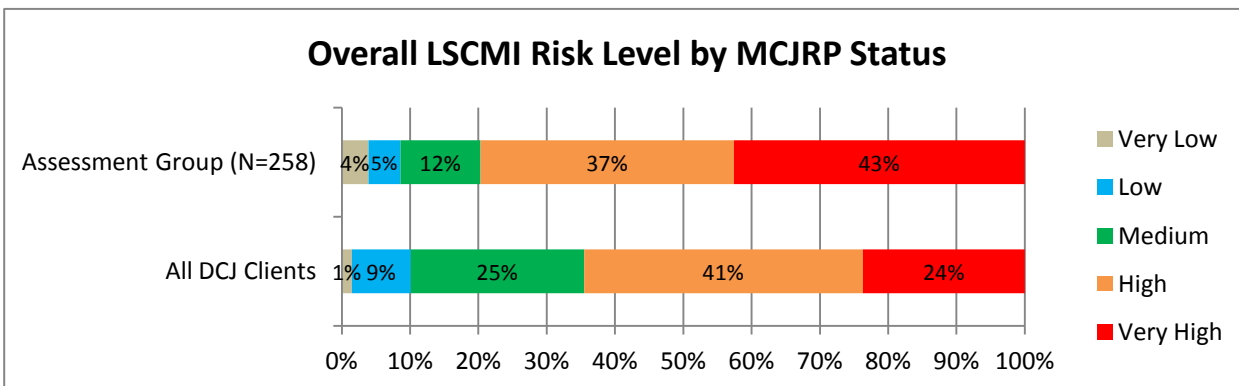
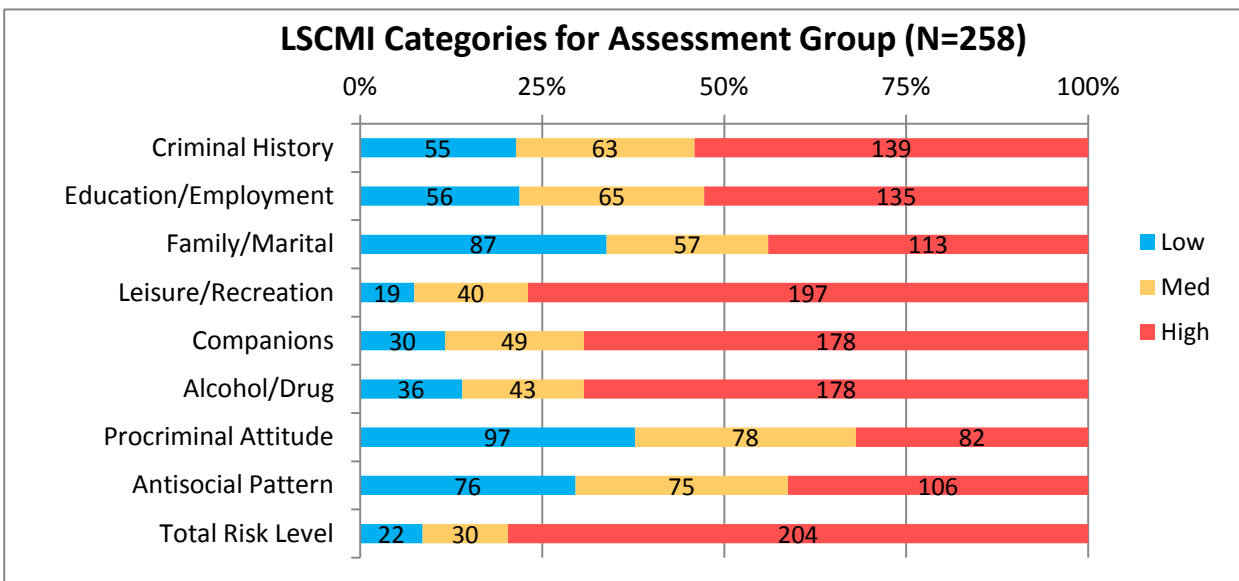
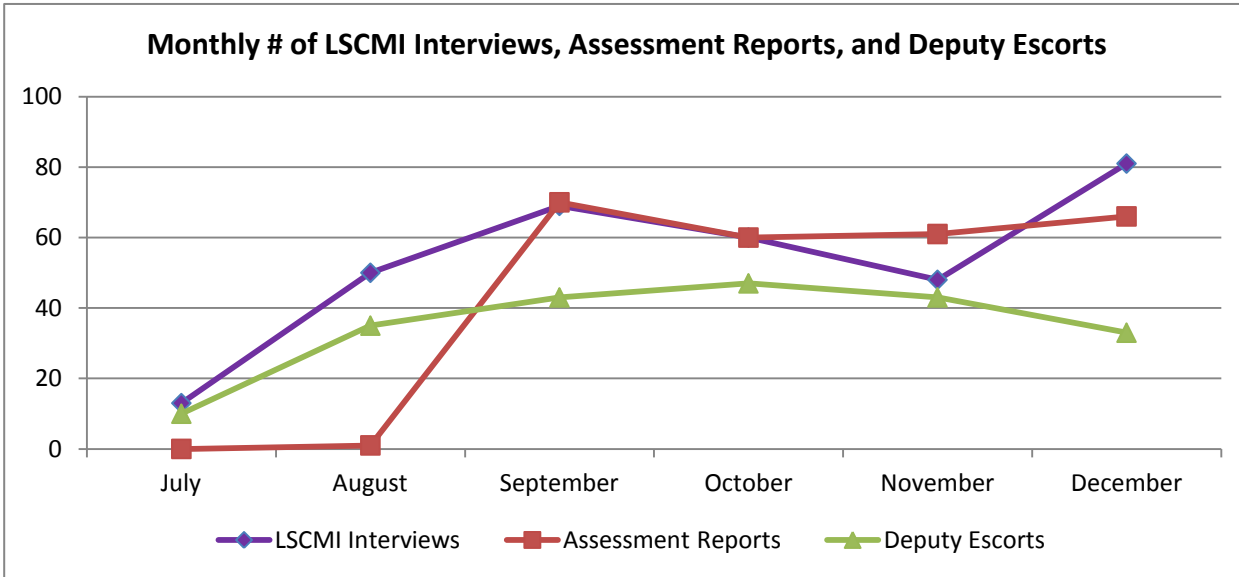
Notice Filed: Notice of Intent to Opt Out filed with the Court, Opt Outs filed after Day 28 are considered to be late opt outs

Verbal: Defendant pleas prior to completion of interview or defense team verbally declines MCJRP

Refusal: Defendant refused to be assessed or refused to answer enough questions for a valid LSCMI at interview, no LSCMI completed prior to day 21

Assessments

	Completed To Date
LSCMI Interviews	321
In-custody Interviews Facilitated by MCSO HB3194 Escort Deputies	211
Assessment Reports Completed	258

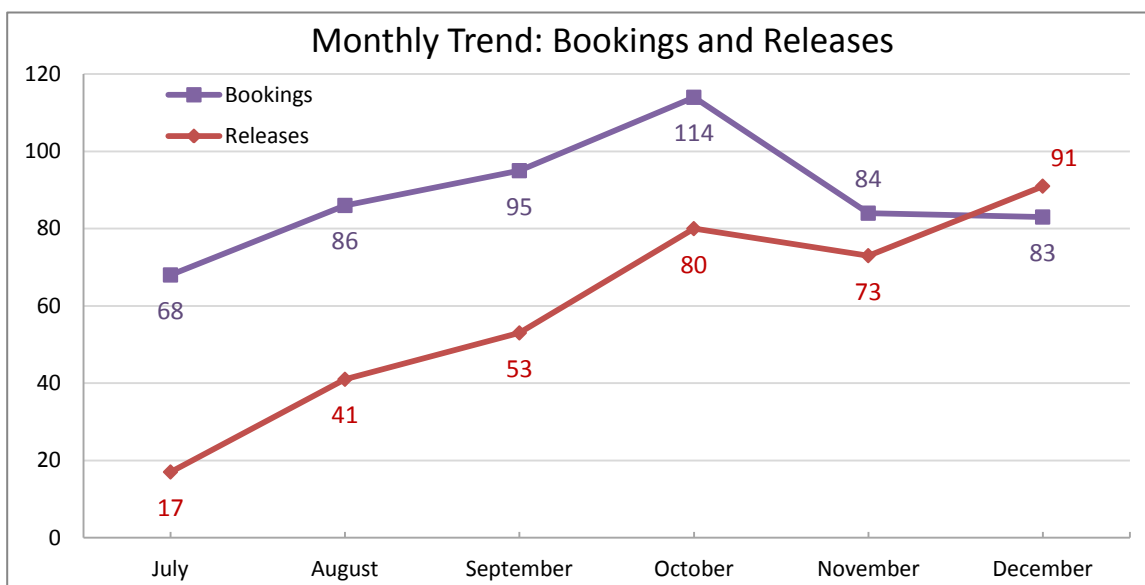


Custody

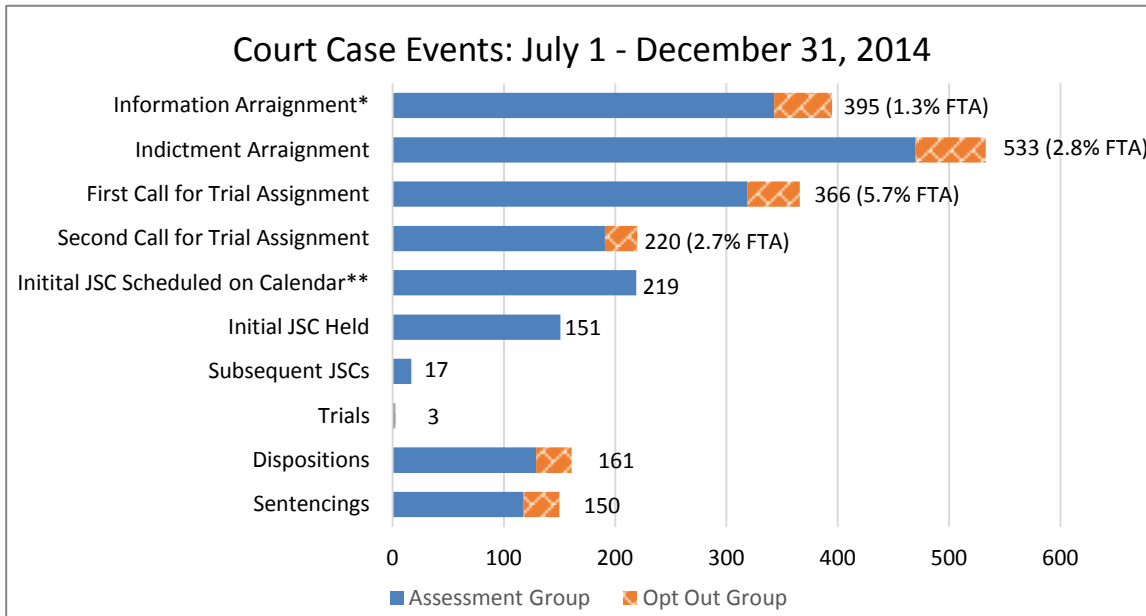
Booking and Custody Information ¹	# To Date
Individuals booked	454
Bookings²	530
Releases	355
Jail Bed Days	21,851
<i>Detention Center (MCDC)</i>	4,602
<i>Inverness Jail (MCIJ)</i>	17,249

¹ Booking and Custody Information includes both pre-trial and post-sentencing bookings and custodies for individual identified as eligible for MCJRP.

² Individuals may be booked multiple times



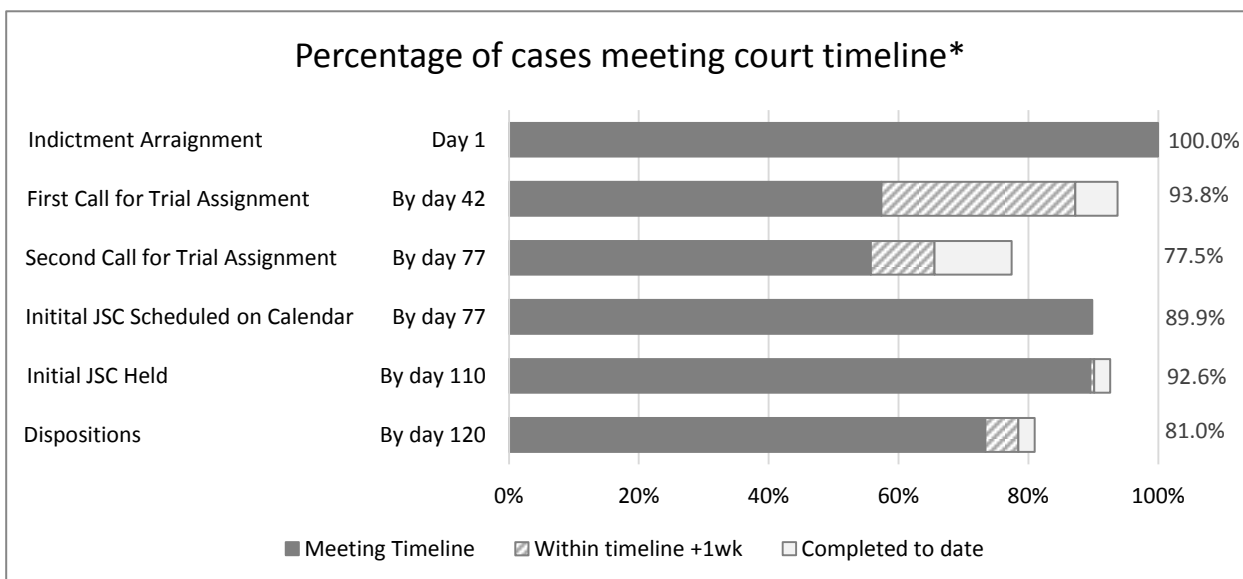
Court Events



*Direct Present cases do not have information arraignments

**This represents the number of Initial Judicial Settlement Conferences that were scheduled on the court calendar by the Court during the listed time period

Warrant Status and Reason	Total to Date
Cases Entered Warrant Status	65
Cases in Warrant Status on 12/31/14	44



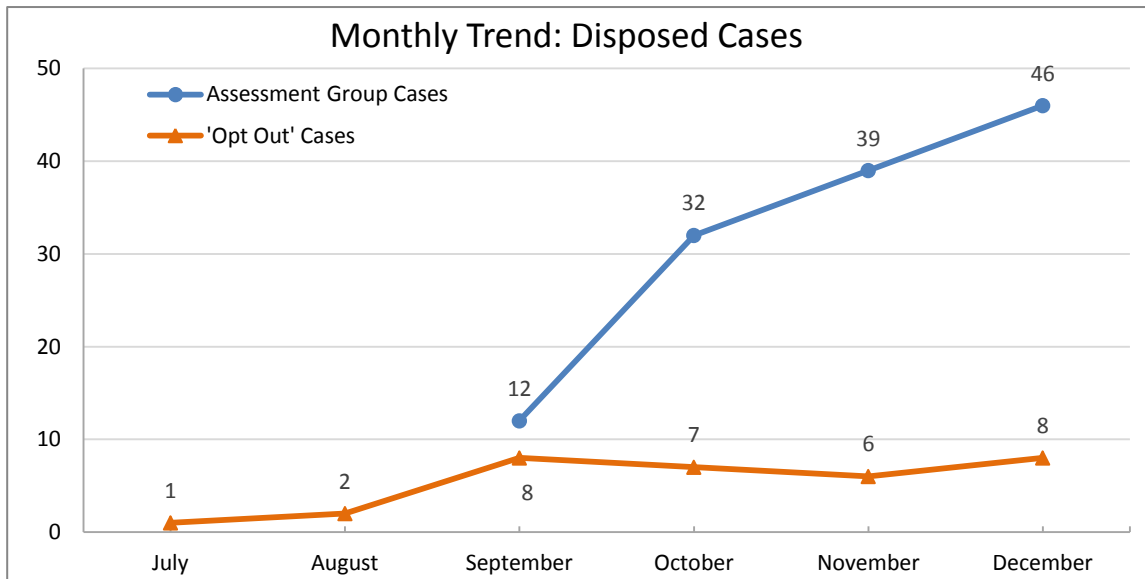
*Opt Out cases and cases in warrant status are not included in the timeline calculations

Case Disposition

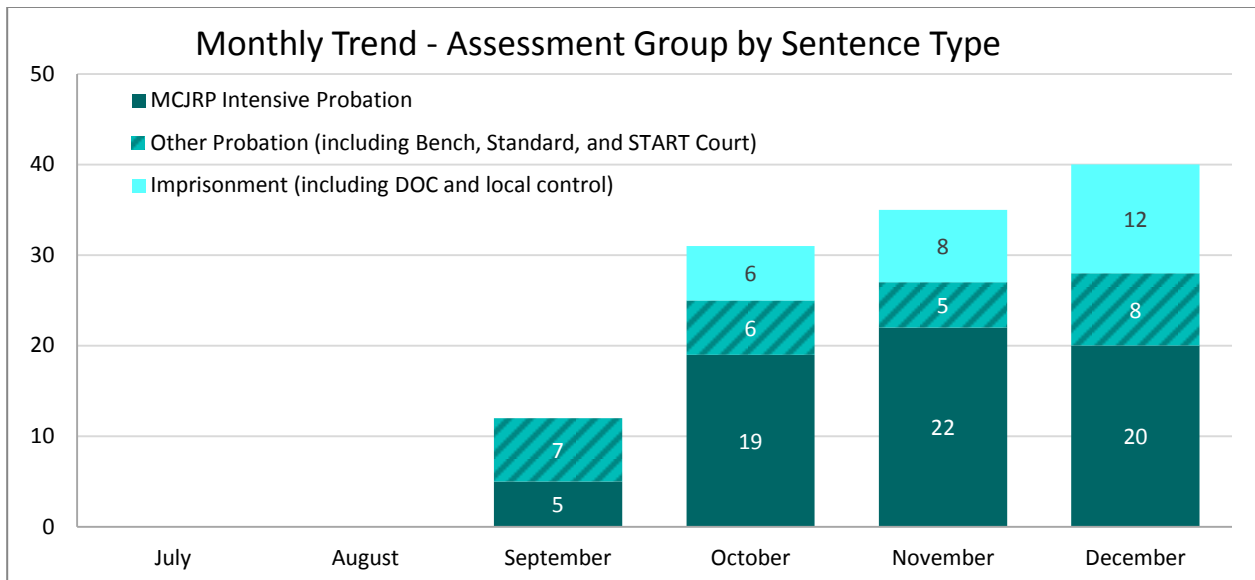
Case Disposition	To date	
	Assessment Used	Opted Out
Convictions	126	32
<i>Plea</i>	125	31
<i>Trial</i>	1	1
Dismissed	2	0
Not Guilty	1	0
<i>Trial</i>	1	0
Total Cases	129	32

Case count of cases with the a disposition date as of December 31, 2014

Cases presented in this chart with the disposition reason of 'Dismissed' were dismissed at sentencing pursuant to plea agreement. Cases dismissed prior to sentencing are considered 'No Longer Eligible' for MCJRP and are not included in the analyses presented in this report.



Sentencing



Initial Sentence Length by Sentence Type (to date)

Initial Sentence Type	Assessment Used			Opted Out		
	# Sentenced	Average (months)	Sum (months)	# Sentenced	Average (months)	Sum (months)
Imprisonment	26	26.9	700.2	10	34.5	345.2
Prison (DOC)	25	27.5	688.2	10	34.5	345.2
Local Control (Jail)	1	12.0	12	0	0	0
Probation	92	36.3	3,336	22	34.4	756
Bench Probation	1	36.0	36	1	24.0	24
Standard Probation	19	30.6	582	14	35.1	492
START Court	6	34.0	204	7	34.3	240
MCJRP Intensive Probation	66	38.7	2,514			
Total	118			32		

Sum of Potential Prison Months Diverted by Initial Sentence*

Initial Sentence Type	to Date (months)	
	Assessment Used	Opted Out
Prison Months Avoided	2,738-2,857	464-486
Local Control (Jail)	19-24	
Bench Probation	16-18	18-18
Standard Probation	447-475	286-308
START Court	109-119	160-160
MCJRP Intensive Probation	2,147-2,221	

*Sum of Potential Prison Months Diverted by Initial Sentence is based on the top two convicted charges with the highest crime severity

Sentencing information in these charts are presented at the case level. Individuals may have multiple MCJRP cases that are sentenced. One 'Opt Out' individual received two concurrent prison sentences on MCJRP eligible cases; the sentencing information for these cases are presented separately.

Offender Accountability

- *Of the 458 assessment group cases, 225 cases (49.1%) had a victim associated.*
- *Of the 225 cases with a victim associated, 44 (19.6%) had a victims advocate assigned.*
- *Of the 225 cases with a victim associated 100% were restitution eligible.*
- *Of the restitution eligible cases 100% had a restitution clerk assigned.*

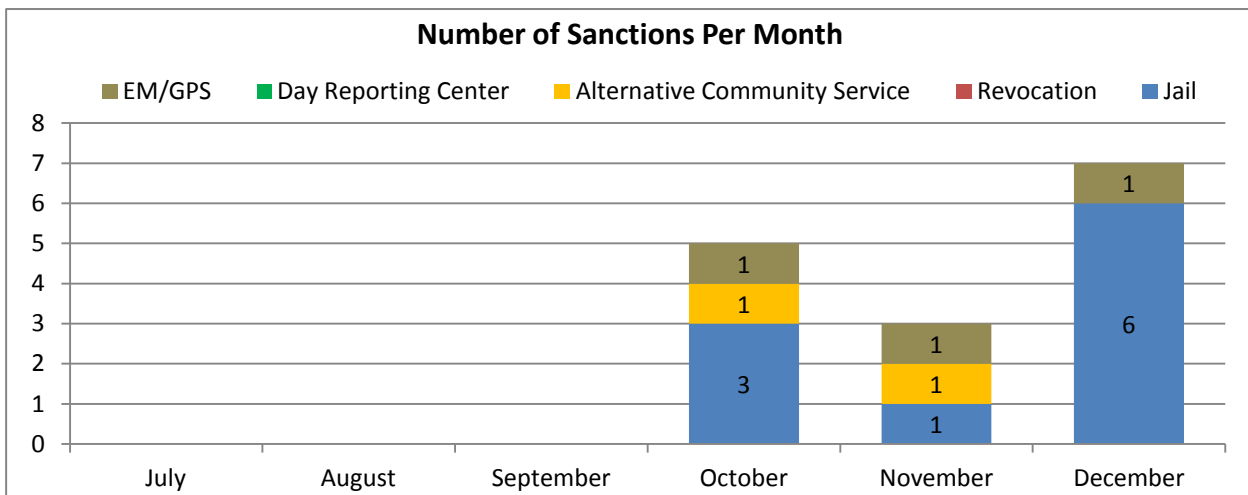
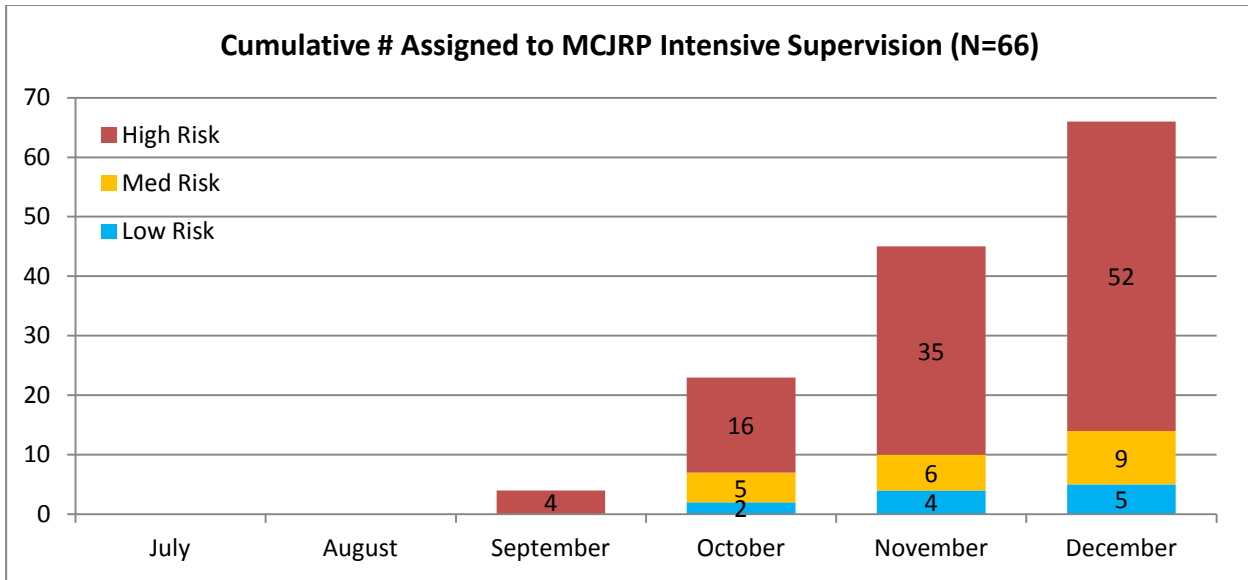
Sentenced Cases with Restitution Ordered to Date

Charge Category	Assessment Group		Opt Out Group	
	Cases Convicted and Sentenced	Cases with Restitution Ordered	Cases Convicted and Sentenced	Cases with Restitution Ordered
BM11	14	5 (35.7%)	1	0 (0%)
BM57 - Property Offender	44	22 (50%)	8	6 (75%)
Other Property	10	3 (30%)	2	1 (50%)
Behavioral	4	4 (100%)		
Person	2	1 (50%)	1	0 (0%)
Vehicle	1	0 (0%)		
Grand Total	75 (86.2%)	35 (46.7%)	12 (13.8%)	7 (58.3%)

Sum of Total Restitution Ordered to Date

Charge_Category	Assessment Group	Opt Out Group	Grand Total
BM11	\$7,369.43		\$7,369.43
BM57 - Property Offender	\$144,068.93	\$7,245.47	\$151,314.40
Other Property	\$2,284.40	\$121.00	\$2,405.40
Behavioral	\$2,739.41		\$2,739.41
Person	\$305.14		\$305.14
Grand Total	\$156,767.31	\$7,366.47	\$164,133.78

Intensive Probation Services: Part 1



Jail Usage Post Sentence Date	To Date
Number of Jail Bed Days	614
MCJRP Probationers with Post Sentence Custody	46
Count of Post Sentence Custodies	58
Average LOS (per custody)	7.6
Number of clients currently in Jail (as of December 31, 2014)	10

*LOS is calculated post release from custody. The custody days of clients still in jail as of 01/01/2015 are not included in this calculation.

Intensive Probation Services: Part 2

Variables	All Offenders on MCJRP Supervision To-Date (N=66)
Risk/Need Level*	79% High / Very High 14% Medium 8% Low / Very Low
Criminal Justice History	2.6 is avg # of previous felony convictions
Transportation	29% with transportation factors
Language	5% with language barriers
Physical Health	15% with physical health factors

Client Matching	Offenders with Identified Need Areas	Programming Referrals/Admissions
Housing	28 reported housing needs	23**
Alcohol / Drug & Addictions	44 High / Very High Risk/Need *	67
Mental Health Services	21 with mental health factors	0***
Mentor	46 High/Very High Risk Companions*	22**
Veterans	1 Veteran	0
Parenting Services	33 with children under 18 yoa	1**
Employment Services/ Education Services	31 High / Very High Risk/Need*	5
GPS/EM	27 High/Very High Criminal History*	15
Criminal Thinking	32 High/Very High Pro-criminal Attitudes or Anti-Social Patterns*	7

* Derived from the LS/CMI assessment. This instrument was designed to identify dynamic areas of risk/needs that may be addressed by programming in order to reduce criminal risk behaviors.

** These categories are tracking admissions, not referrals.

***Mental health services are also accessed through dual diagnosis AOD treatment programming

Law Enforcement

Justice Reinvestment Detail	# To Date ¹
Days with Dedicated JR Detail Shifts	41
Phone Calls Received from POs	23
Arrest Attempts ²	119
Arrests Made	21
Conversational or Probable Cause Stop ³	93
Proactive Community Policing Patrols	18
PO Assists	5
Other ⁴	4

¹ For the justice reinvestment detail measures, the 'To Date' totals represent the time period of when Justice Reinvestment Detail began (November 1, 2014) through the end of the current month (December 31, 2014). 'To Date' values in other sections represent a time period beginning on July 1, 2014 when MCJRP officially started.

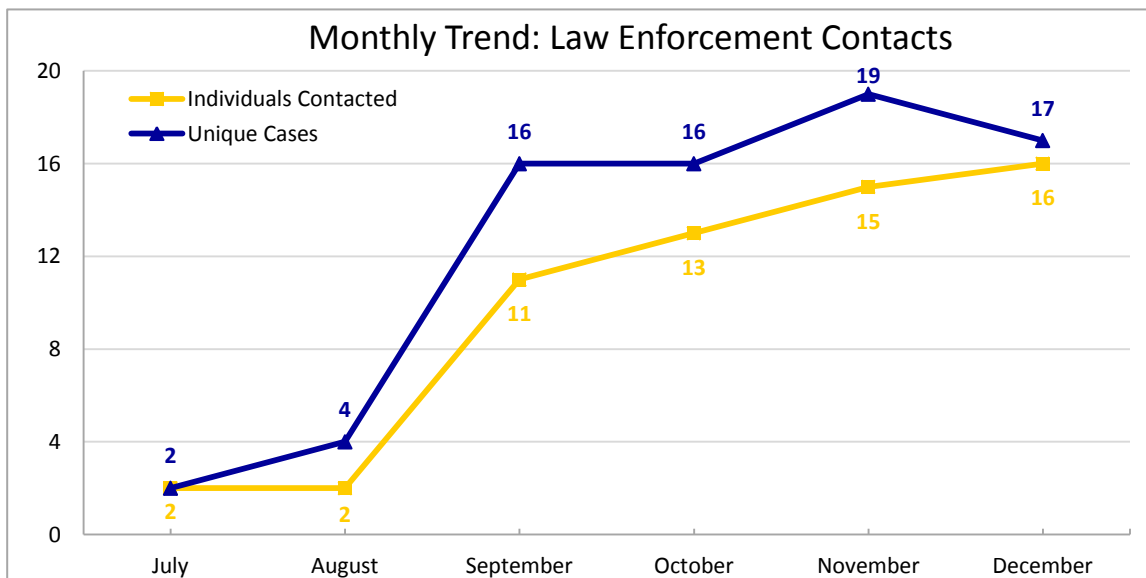
² Arrest attempts include attempted warrant service and attempted service of PO detainers

³ Usually mere conversations or suspected criminal activity

⁴ For example, building secured, recovered stolen vehicle, etc.

All MCJRP Contacts	# To Date
Individuals Contacted	46
Number of Cases	74
Contact Type⁵ (Categories will be developed based on actual contacts)	
Witness	0
Victim	13
Associate/Mentioned	8
Suspect/Subject/Person of Interest	33
Exclusion area	1
Traffic	0
Charged	44
Other	1

⁵ Multiple contact types may take place within a single case.



MCJRP Outcomes TBD

Revocations

MEASURES PENDING

Prison Bed Utilization

MEASURES PENDING

Recidivism

MEASURES PENDING

Acknowledgements

This report was developed by the Multnomah County Justice Reinvestment Data and Evaluation Subcommittee. This committee is a collaborative effort of trained data analysts representing the agencies who helped develop and implement this justice reinvestment program.

Committee Leads:

- Kimberly Bernard, Ph.D.; Department of Community Justice
- Lauren Brown; Local Public Safety Coordinating Council

Committee Members:

- Joel Bruhn; Multnomah County Circuit Court
- Robert Jackson; Portland Police Bureau
- Maegan Kingston; Defense Bar
- Shea Marshman, Ph.D.; Multnomah County Sheriff's Office
- Lily Yamamoto; Local Public Safety Coordinating Council
- Carol Young; District Attorney's Office

Committee Consultants:

- Roger Przybylski, USDOJ Bureau of Justice Assistance/NTTAC Consultant
- Sgt. Greg Stewart; Portland Police Bureau
- Katharina Wiest, Ph.D.; CODA