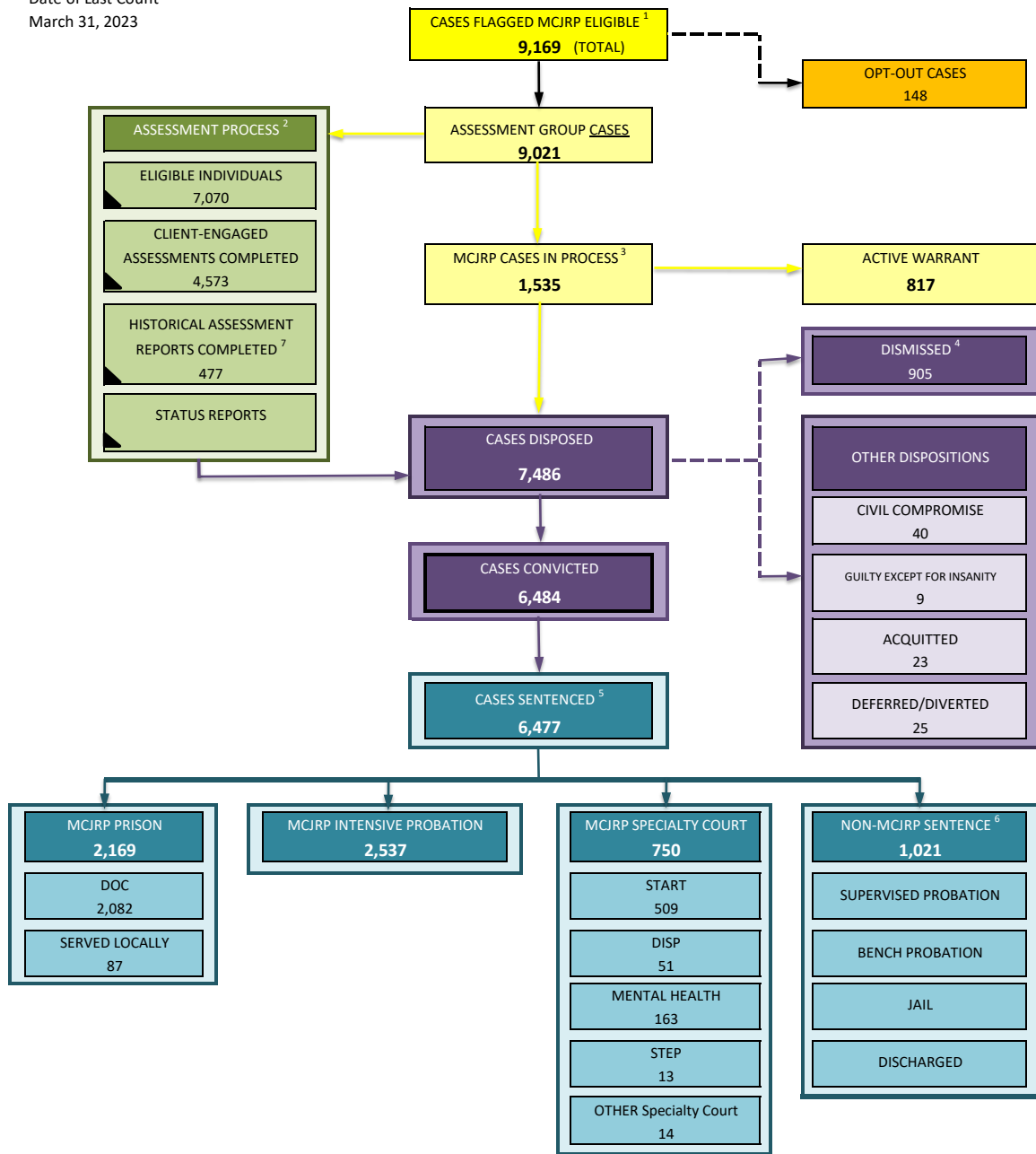
  
 Date of Last Count  
 March 31, 2023

## MCJRP Case Flow: All Eligible Cases



1. The majority of MCJRP Eligible cases commence following an arrest (82%); other MCJRP Eligible cases are initiated at arraignment on indictment warrants (18%).

2. One assessment per individual; individuals may have multiple MCJRP cases. Does not include individuals whose cases were dismissed post-arraignment.

3. MCJRP cases in process include cases involved in pre-adjudication hearings as well as 817 cases with Active Warrants (either for FTAs or on Warrants on Indictments) and 67 cases in "Pending Fitness to Proceed" status.

▲ This symbol denotes numbers that represent people, not cases.


4. Includes all cases dismissed post-arraignment. The majority of cases in the "Dismissed" category are cases that were dismissed as part of a plea agreement in the global resolution of multiple cases. Other dismissed cases initially diverted and later dismissed, were cases with juvenile defendants that were dismissed in favor of a juvenile case resolution, or were cases that were dismissed without prejudice and will likely be reinstated in the future. All subsequent numbers in this report include only those cases that have been convicted and sentenced.

5. Sentenced cases are grouped into categories according to the judicial order at initial sentence when the case is convicted. These numbers represent **outcomes for the first sentence only**.

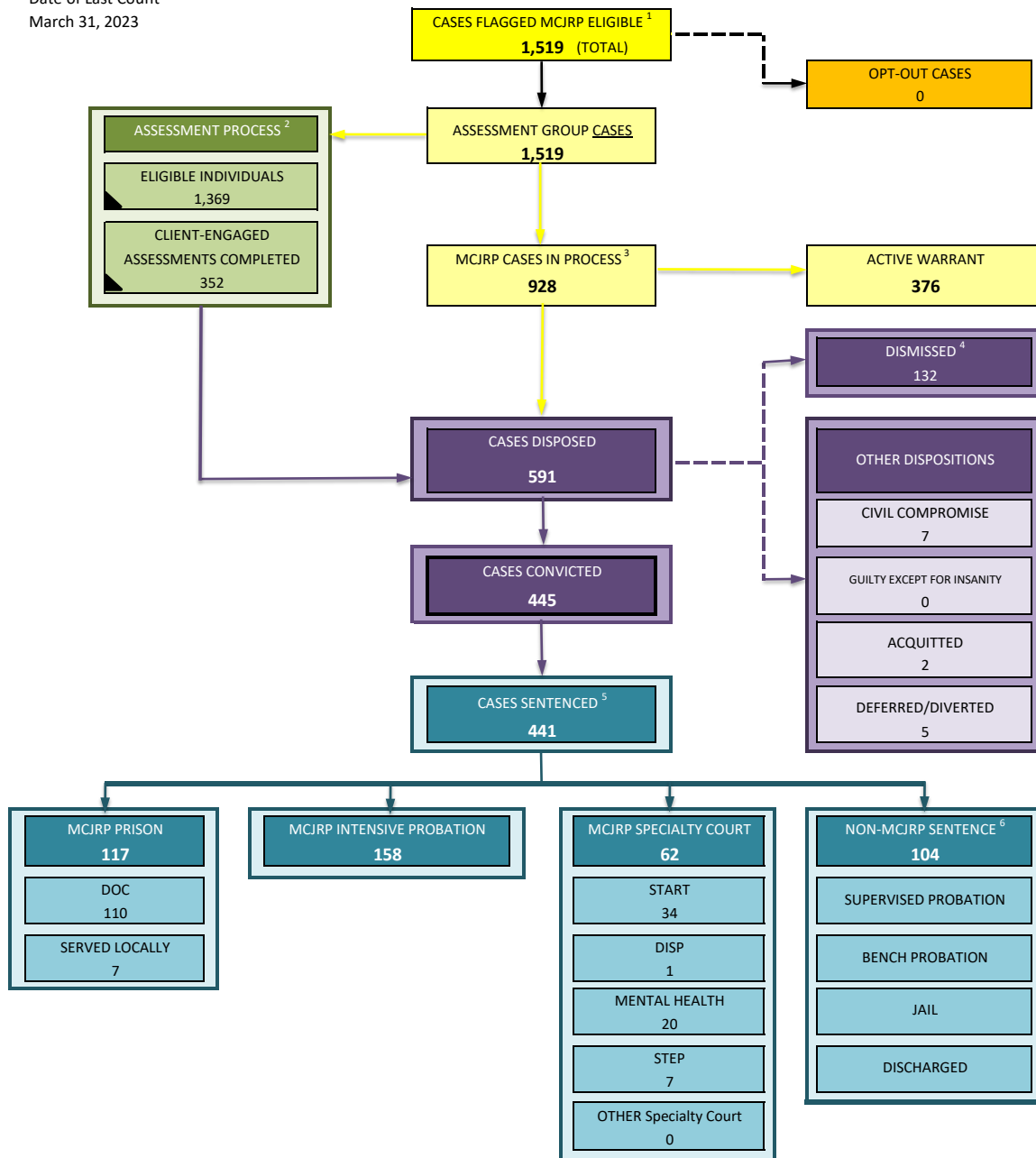
6. Future reports will include further distribution breakdowns for these Non-MCJRP sentence categories.

7. The use of Historical Reports as a substitute for Assessments was discontinued on 7/24/2020. The practice was changed to Status Reports.

SOURCES: Multnomah County Department of Community Justice, District Attorney's Office, and the Multnomah Circuit Court of the Oregon Judicial Department.

  
 Date of Last Count  
 March 31, 2023

## MCJRP Case Flow: Cases Eligible Since July 1, 2021



1. The majority of MCJRP Eligible cases commence following an arrest (85%); other MCJRP Eligible cases are initiated at arraignment on indictment warrants (15%).

2. One assessment per individual; individuals may have multiple MCJRP cases. Does not include individuals whose cases were dismissed post-arraignment.

3. MCJRP cases in process include cases involved in pre-adjudication hearings as well as 376 cases with Active Warrants (either for FTAs or on Warrants on Indictments) and 58 cases in "Pending Fitness to Proceed" status.

▲ This symbol denotes numbers that represent people, not cases.

4. Includes all cases dismissed post-arraignment. The majority of cases in the "Dismissed" category are cases that were dismissed as part of a plea agreement in the global resolution of multiple cases. Other dismissed cases initially diverted and later dismissed, were cases with juvenile defendants that were dismissed in favor of a juvenile case resolution, or were cases that were dismissed without prejudice and will likely be reinstated in the future. All subsequent numbers in this report include only those cases that have been convicted and sentenced.

5. Sentenced cases are grouped into categories according to the judicial order at initial sentence when the case is convicted. These numbers represent **outcomes for the first sentence only**.

6. Future reports will include further distribution breakdowns for these Non-MCJRP sentence categories.

SOURCES: Multnomah County Department of Community Justice, District Attorney's Office, and the Multnomah Circuit Court of the Oregon Judicial Department.

# Comparison of Waterfall Versions

	All Cases Eligible Since Program Inception	Cases Eligible Since 7/1/2021
<b>Disposition Type</b>		
Conviction	87%	75%
Dismissal	12%	22%
Other (civil compromise, acquitted, GEI, deferred/diverted)	1%	2%
<b>Sentence Type</b>		
MCJRP Prison	33%	27%
MCJRP Intensive Probation	39%	36%
MCJRP Specialty Court	12%	14%
Non-MCJRP Sentence	16%	24%
Percentage of pending cases on warrant status	53%	41%

# MCJRP Caseload Trends

● All Pending  
 ● Pending w/ Active Warrant  
 ● New MCJRP Cases  
 ● Resolved  
 ● Convicted/Sentenced

- Pending cases up 5% from last quarter - first increase since late 2021
- Pending cases on warrant status up 8% from last quarter
- New MCJRP-eligible cases up 48% from last quarter - first increase since late 2021

