

NUMBERED KEY CANVASS

Clackamas County, Oregon  
General Election  
November 2, 2010

RUN DATE:11/18/10 11:30 AM

METRO: Council President

Vote For 1

- 01 = Tom Hughes
- 02 = Bob Stacey
- 03 = WRITE-IN

VOTES PERCENT

38,455 53.38

33,140 46.00

445 .62

04 = OVER VOTES

05 = UNDER VOTES

VOTES PERCENT

13

37,951

	01	02	03	04	05
0001 1	307	295	3	0	293
0002 2	337	352	17	0	298
0003 3	314	234	6	0	206
0005 5	271	240	3	0	241
0006 6	269	267	2	0	279
0007 7	652	482	12	0	596
0008 8	652	494	2	0	561
0009 9	304	278	2	1	353
0011 11	496	395	4	0	414
0012 12	627	468	10	0	675
0031 31	115	128	2	0	104
0032 32	142	133	7	0	131
0033 33	392	260	4	2	357
0034 34	341	316	1	1	401
0038 38	218	177	3	0	239
0039 39	342	282	4	0	324
0051 51	314	364	4	0	297
0053 53	249	228	5	0	259
0054 54	232	252	2	0	188
0056 56	180	233	2	0	222
0057 57	291	319	3	0	297
0058 58	219	207	3	0	241
0060 60	277	320	2	0	277
0062 62	303	309	10	0	293
0063 63	285	279	5	0	249
0064 64	274	260	5	0	275
0090 90	0	1	0	0	3
0091 91	53	43	0	0	32
0092 92	14	22	1	0	25
0093 93	34	44	3	0	42
0094 94	25	11	0	0	17
0095 95	2	1	0	0	2
0096 96	1072	803	19	0	1183
0097 97	117	94	0	0	148
0098 98	569	368	3	0	644
0130 130	717	582	4	0	674
0131 131	661	573	7	0	766
0132 132	610	503	6	0	569
0134 134	433	549	10	0	465
0135 135	270	382	6	0	325
0136 136	313	337	2	1	311
0138 138	445	493	5	1	458
0139 139	456	402	5	0	425
0140 140	224	225	0	0	208
0151 151	384	380	4	0	414
0152 152	307	264	1	0	331
0153 153	414	440	1	0	383
0154 154	451	347	4	0	477
0155 155	534	500	4	0	538
0157 157	263	193	4	0	256
0158 158	330	349	1	0	384
0159 159	442	308	0	0	367
0160 160	461	283	1	0	400
0162 162	487	417	6	0	515

NUMBERED KEY CANVASS

Clackamas County, Oregon  
General Election  
November 2, 2010

RUN DATE:11/18/10 11:30 AM

REPORT-EL52 PAGE 0087

METRO: Council President  
Vote For 1  
01 = Tom Hughes  
02 = Bob Stacey  
03 = WRITE-IN

VOTES PERCENT  
38,455 53.38  
33,140 46.00  
445 .62  
04 = OVER VOTES  
05 = UNDER VOTES

VOTES PERCENT  
13  
37,951

(CONTINUED FROM PREVIOUS PAGE)

	01	02	03	04	05
0163 163	464	440	7	1	494
0164 164	339	260	2	0	316
0165 165	391	345	8	0	369
0166 166	442	360	3	1	437
0167 167	390	317	6	0	394
0169 169	246	167	3	0	238
0170 170	6	7	0	0	7
0171 171	6	9	0	0	15
0201 201	389	353	8	0	375
0202 202	407	333	5	1	440
0203 203	316	437	0	0	306
0204 204	227	305	0	0	229
0205 205	306	225	3	0	291
0206 206	535	418	2	0	590
0251 251	0	1	0	0	2
0252 252	536	316	10	0	550
0300 300	220	190	3	0	223
0301 301	240	207	0	0	210
0302 302	152	160	3	0	135
0303 303	218	218	5	0	243
0305 305	16	23	0	0	16
0306 306	39	32	2	0	33
0313 313	164	116	0	0	173
0326 326	275	263	2	0	283
0327 327	429	305	4	0	471
0328 328	25	25	0	0	19
0337 337	3	1	0	0	2
0390 390	398	305	4	0	397
0394 394	327	188	1	0	256
0401 401	436	324	7	0	398
0403 403	350	230	5	0	325
0405 405	324	249	6	0	336
0407 407	88	44	0	0	74
0411 411	371	313	5	0	387
0412 412	391	316	6	0	439
0413 413	184	160	2	0	213
0414 414	442	319	0	0	444
0422 422	360	265	6	0	299
0441 441	87	82	0	0	81
0442 442	382	245	1	0	319
0443 443	343	265	5	0	312
0444 444	62	33	0	0	82
0445 445	272	242	3	0	320
0446 446	197	172	5	0	200
0451 451	170	186	1	0	190
0452 452	120	111	1	0	114
0453 453	364	283	3	0	355
0454 454	537	388	2	0	515
0475 475	392	327	4	0	383
0478 478	71	77	4	0	76
0480 480	233	180	3	0	237
0481 481	460	506	13	0	487
0491 491	110	85	1	0	82
0503 503	347	282	0	0	343

NUMBERED KEY CANVASS

Clackamas County, Oregon  
General Election  
November 2, 2010

REPORT-EL52 PAGE 0088

RUN DATE:11/18/10 11:30 AM


METRO: Council President  
Vote For 1  
01 = Tom Hughes  
02 = Bob Stacey  
03 = WRITE-IN

VOTES	PERCENT	
38,455	53.38	
33,140	46.00	04 = OVER VOTES
445	.62	05 = UNDER VOTES

VOTES	PERCENT
13	
37,951	

(CONTINUED FROM PREVIOUS PAGE)

	01	02	03	04	05
0505 505	327	270	2	0	249
0506 506	191	142	5	1	177
0507 507	227	278	3	0	246
0521 521	250	291	4	0	257
0522 522	138	132	0	1	88
0523 523	45	55	1	0	43
0525 525	313	260	5	0	291
0526 526	339	276	5	0	269
0530 530	295	221	4	1	362
0531 531	277	231	2	0	262
0532 532	170	173	3	0	209
0533 533	270	212	2	0	207
0538 538	216	205	3	0	207
0549 549	231	211	2	0	194
0550 550	391	302	3	0	356
0551 551	256	254	4	0	260
0552 552	306	242	2	0	312
0553 553	105	88	3	0	68
0555 555	446	361	3	1	450
0560 560	173	170	2	0	167
0561 561	22	22	1	0	25
0562 562	0	0	0	0	0
0563 563	243	201	2	0	219
0565 565	0	0	0	0	2
0568 568	46	36	0	0	63
0587 587	6	11	0	0	11



CERTIFIED COPY OF THE ORIGINAL  
SHERRY HALL, COUNTY CLERK

BY: Sherry Hall

NUMBERED KEY CANVASS

Clackamas County, Oregon  
General Election  
November 2, 2010

REPORT-EL52 PAGE 0089

RUN DATE:11/18/10 11:30 AM

METRO: Councilor, District 1

Vote for 1

01 = Shirley Craddick  
02 = WRITE-IN

VOTES PERCENT

5,657 98.11 03 = OVER VOTES  
109 1.89 04 = UNDER VOTES

VOTES PERCENT

1  
7,406

	01	02	03	04
0094 94	20	0	0	33
0096 96	1392	26	0	1659
0097 97	170	0	0	189
0098 98	652	8	0	924
0390 390	456	19	0	629
0394 394	319	5	0	448
0401 401	449	11	0	705
0403 403	385	7	0	518
0405 405	379	6	0	530
0407 407	84	1	0	121
0422 422	460	7	1	462
0443 443	394	14	0	517
0444 444	55	0	0	122
0445 445	181	1	0	240
0446 446	261	4	0	309



CERTIFIED COPY OF THE ORIGINAL  
SHERRY HALL, COUNTY CLERK

BY: *Sherry Hall*

NUMBERED KEY CANVASS

Clackamas County, Oregon  
 General Election  
 November 2, 2010

REPORT-EL52 PAGE 0001

RUN DATE: 11/18/10 11:30 AM

	TOTAL	PERCENT		TOTAL	PERCENT
01 = REGISTERED VOTERS - TOTAL	214,198		03 = VOTER TURNOUT - TOTAL	158,315	73.91
02 = BALLOTS CAST - TOTAL	158,315				
	01	02	03		
0001 1	1295	898	69.34		
0002 2	1439	1004	69.77		
0003 3	1162	760	65.40		
0005 5	1249	755	60.45		
0006 6	1073	817	76.14		
0007 7	2290	1742	76.07		
0008 8	2225	1709	76.81		
0009 9	1441	1018	70.65		
0011 11	1947	1311	67.33		
0012 12	2603	1780	68.38		
0031 31	574	349	60.80		
0032 32	631	413	65.45		
0033 33	1439	1015	70.54		
0034 34	1521	1060	69.69		
0038 38	909	637	70.08		
0039 39	1288	952	73.91		
0051 51	1412	979	69.33		
0053 53	1070	741	69.25		
0054 54	1032	674	65.31		
0056 56	915	637	69.62		
0057 57	1277	910	71.26		
0058 58	846	670	79.20		
0060 60	1265	876	69.25		
0062 62	1308	915	69.95		
0063 63	1165	818	70.21		
0064 64	1202	814	67.72		
0090 90	6	4	66.67		
0091 91	153	128	83.66		
0092 92	90	62	68.89		
0093 93	153	123	80.39		
0094 94	64	53	82.81		
0095 95	9	5	55.56		
0096 96	4382	3077	70.22		
0097 97	516	359	69.57		
0098 98	2097	1584	75.54		
0101 101	2619	1683	64.26		
0102 102	2153	1451	67.39		
0106 106	1360	925	68.01		
0111 111	1275	836	65.57		
0112 112	2214	1475	66.62		
0116 116	675	528	78.22		
0117 117	255	203	79.61		
0122 122	2084	1574	75.53		
0123 123	645	468	72.56		
0124 124	2251	1746	77.57		
0125 125	1582	1203	76.04		
0126 126	1545	1187	76.83		
0130 130	2557	1977	77.32		
0131 131	2633	2007	76.22		
0132 132	2245	1688	75.19		
0134 134	1885	1457	77.29		
0135 135	1218	983	80.71		
0136 136	1172	964	82.25		
0138 138	1690	1402	82.96		
0139 139	1610	1288	80.00		
0140 140	872	657	75.34		

NUMBERED KEY CANVASS

Clackamas County, Oregon  
 General Election  
 November 2, 2010

RUN DATE: 11/18/10 11:30 AM

REPORT-EL52 PAGE 0002

	TOTAL	PERCENT		TOTAL	PERCENT
01 = REGISTERED VOTERS - TOTAL	214,198		03 = VOTER TURNOUT - TOTAL	73.91	
02 = BALLOTS CAST - TOTAL	158,315				

(CONTINUED FROM PREVIOUS PAGE)

	01	02	03
0151 151	1401	1182	84.37
0152 152	1091	903	82.77
0153 153	1507	1238	82.15
0154 154	1654	1279	77.33
0155 155	1901	1576	82.90
0157 157	908	716	78.85
0158 158	1300	1064	81.85
0159 159	1369	1117	81.59
0160 160	1396	1145	82.02
0162 162	1820	1425	78.30
0163 163	1704	1406	82.51
0164 164	1146	917	80.02
0165 165	1366	1113	81.48
0166 166	1536	1243	80.92
0167 167	1449	1107	76.40
0169 169	784	654	83.42
0170 170	26	20	76.92
0171 171	30	30	100.0
0201 201	1557	1125	72.25
0202 202	1701	1186	69.72
0203 203	1229	1059	86.17
0204 204	857	761	88.80
0205 205	1145	825	72.05
0206 206	2125	1545	72.71
0251 251	4	3	75.00
0252 252	1769	1412	79.82
0300 300	832	636	76.44
0301 301	825	657	79.64
0302 302	589	450	76.40
0303 303	892	684	76.68
0305 305	78	55	70.51
0306 306	133	106	79.70
0313 313	519	453	87.28
0326 326	1006	823	81.81
0327 327	1509	1209	80.12
0328 328	89	69	77.53
0336 336	1212	1003	82.76
0337 337	1450	1179	81.31
0343 343	580	478	82.41
0344 344	1332	1040	78.08
0345 345	261	203	77.78
0346 346	1345	1022	75.99
0349 349	699	530	75.82
0350 350	1230	932	75.77
0351 351	1220	886	72.62
0353 353	983	745	75.79
0354 354	919	685	74.54
0355 355	895	615	68.72
0356 356	760	574	75.53
0357 357	975	737	75.59
0361 361	629	419	66.61
0362 362	1335	962	72.06
0363 363	72	39	54.17
0364 364	988	735	74.39
0365 365	858	621	72.38
0366 366	1284	876	68.22
0368 368	159	104	65.41

NUMBERED KEY CANVASS

Clackamas County, Oregon  
General Election  
November 2, 2010

RUN DATE:11/18/10 11:30 AM

01 = REGISTERED VOTERS - TOTAL	TOTAL	PERCENT	03 = VOTER TURNOUT - TOTAL	TOTAL	PERCENT
02 = BALLOTS CAST - TOTAL	214,198			73.91	
	158,315				

(CONTINUED FROM PREVIOUS PAGE)

	01	02	03
0371 371	639	474	74.18
0372 372	1807	1316	72.83
0373 373	1496	1084	72.46
0375 375	465	331	71.18
0377 377	1224	864	70.59
0381 381	1680	1200	71.43
0382 382	494	323	65.38
0383 383	1169	844	72.20
0390 390	1431	1104	77.15
0394 394	1253	998	79.65
0401 401	1424	1165	81.81
0402 402	969	692	71.41
0403 403	1162	910	78.31
0404 404	974	729	74.85
0405 405	1877	1387	73.89
0407 407	853	626	73.39
0411 411	1372	1076	78.43
0412 412	1683	1152	68.45
0413 413	756	559	73.94
0414 414	1683	1205	71.60
0422 422	1486	1063	71.53
0441 441	517	250	48.36
0442 442	1432	947	66.13
0443 443	1346	1036	76.97
0444 444	233	177	75.97
0445 445	1188	837	70.45
0446 446	899	574	63.85
0451 451	966	547	56.63
0452 452	553	346	62.57
0453 453	1505	1005	66.78
0454 454	2026	1442	71.17
0475 475	1502	1106	73.64
0478 478	351	228	64.96
0480 480	951	653	68.66
0481 481	2457	1466	59.67
0491 491	527	278	52.75
0503 503	1250	972	77.76
0505 505	1110	848	76.40
0506 506	755	516	68.34
0507 507	1090	754	69.17
0521 521	1186	802	67.62
0522 522	424	359	84.67
0523 523	177	144	81.36
0525 525	1251	869	69.46
0526 526	1211	889	73.41
0530 530	1178	883	74.96
0531 531	1162	772	66.44
0532 532	690	555	80.43
0533 533	909	691	76.02
0538 538	809	631	78.00
0549 549	1008	638	63.29
0550 550	1405	1052	74.88
0551 551	1082	774	71.53
0552 552	1194	862	72.19
0553 553	391	264	67.52
0555 555	1670	1261	75.51
0560 560	951	731	76.87

NUMBERED KEY CANVASS

Clackamas County, Oregon  
General Election  
November 2, 2010

RUN DATE:11/18/10 11:30 AM

REPORT-EL52 PAGE 0004

01 = REGISTERED VOTERS - TOTAL	TOTAL PERCENT	214,198	03 = VOTER TURNOUT - TOTAL	TOTAL PERCENT	73.91
02 = BALLOTS CAST - TOTAL		158,315			

(CONTINUED FROM PREVIOUS PAGE)

	01	02	03
0561 561	157	124	78.98
0562 562	841	672	79.90
0563 563	1477	1067	72.24
0565 565	1009	804	79.68
0567 567	590	448	75.93
0568 568	680	498	73.24
0575 575	1806	1376	76.19
0576 576	476	396	83.19
0577 577	1312	1000	76.22
0578 578	568	433	76.23
0580 580	1412	1067	75.57
0581 581	987	776	78.62
0582 582	703	526	74.82
0583 583	499	358	71.74
0585 585	592	421	71.11
0586 586	1386	1061	76.55
0587 587	866	664	76.67
0588 588	41	29	70.73
0589 589	522	405	77.59



CERTIFIED COPY OF THE ORIGINAL  
SHERRY HALL, COUNTY CLERK

BY: Sherry Hall



VOTES PERCENT

VOTES PERCENT

Metro Council President

Vote for 1

01 = Tom Hughes

02 = Bob Stacey

03 = WRITE-IN

72,305 60.12

47,070 39.14

892 .74

04 = OVER VOTES

05 = UNDER VOTES

22

53,546

-----  
01 02 03 04 05  
-----

0302 302	539	333	6	0	380
0303 303	55	19	0	0	16
0304 304	767	447	21	1	598
0306 306	170	105	3	0	104
0307 307	685	277	4	0	314
0309 309	1304	656	14	0	825
0312 312	16	8	0	0	2
0313 313	35	16	0	0	12
0314 314	1	1	0	0	0
0318 318	1122	510	7	0	534
0319 319	324	165	2	0	182
0320 320	647	384	19	0	530
0322 322	22	9	0	0	12
0323 323	913	482	15	0	703
0327 327	1009	451	4	0	496
0328 328	7	4	0	0	2
0329 329	1223	487	6	0	584
0332 332	895	440	7	0	405
0333 333	560	373	10	0	498
0335 335	1442	489	6	0	502
0336 336	930	408	8	0	389
0337 337	1223	539	10	0	533
0338 338	1177	612	7	0	587
0339 339	434	267	9	0	313
0340 340	826	494	9	0	542
0341 341	24	24	0	0	11
0342 342	10	17	0	0	11
0343 343	1516	568	14	0	511
0344 344	1126	535	10	0	459
0345 345	10	0	0	0	2
0346 346	61	36	1	0	23
0348 348	42	19	2	0	33
0349 349	579	394	11	0	424
0350 350	1101	820	15	1	848
0351 351	532	332	19	0	451
0352 352	130	112	4	0	106
0353 353	405	297	8	1	351
0354 354	1095	746	18	1	863
0355 355	729	612	10	1	624
0356 356	476	293	6	0	387
0357 357	388	284	8	1	274
0358 358	224	143	3	0	129
0359 359	487	335	8	0	416
0360 360	644	414	12	0	554
0361 361	308	264	8	0	281
0362 362	1062	801	15	0	772
0363 363	872	686	13	0	709
0364 364	1133	932	19	0	1046
0365 365	1027	967	12	0	757
0366 366	363	337	4	0	320
0367 367	1024	631	6	0	857
0368 368	989	640	10	1	888
0369 369	540	326	3	0	345
0370 370	720	425	8	0	449

NUMBERED KEY CANVASS

Washington County  
General Election  
November 2, 2010

Official Final

RUN DATE:11/18/10 04:04 PM

REPORT-EL52 PAGE 0087

VOTES PERCENT

VOTES PERCENT

Metro Council President

Vote for 1

01 = Tom Hughes

02 = Bob Stacey

03 = WRITE-IN

72,305 60.12  
47,070 39.14  
892 .74

04 = OVER VOTES  
05 = UNDER VOTES

22  
53,546

(CONTINUED FROM PREVIOUS PAGE)

	01	02	03	04	05
0371 371	672	486	5	0	445
0372 372	516	418	7	0	391
0374 374	8	1	0	0	1
0375 375	70	50	0	0	81
0376 376	590	361	4	0	413
0377 377	858	538	13	0	657
0378 378	321	273	2	0	228
0379 379	854	668	14	0	774
0380 380	645	525	16	0	538
0381 381	506	399	9	0	408
0382 382	718	574	9	1	565
0383 383	404	291	4	0	317
0384 384	563	567	13	1	566
0385 385	798	632	8	0	690
0386 386	999	913	11	0	733
0387 387	181	148	3	0	198
0388 388	42	60	0	0	30
0389 389	973	647	4	0	945
0390 390	1066	696	10	1	846
0391 391	57	25	1	0	56
0392 392	37	49	2	0	38
0393 393	149	204	0	0	144
0394 394	21	9	2	0	11
0395 395	658	425	6	0	591
0396 396	226	160	1	0	192
0397 397	767	467	7	0	705
0398 398	327	108	1	0	150
0399 399	512	461	14	0	480
0400 400	687	540	13	0	539
0401 401	447	467	6	0	405
0402 402	261	233	4	1	215
0403 403	1178	706	12	0	867
0404 404	706	540	9	0	585
0405 405	1175	931	15	1	997
0406 406	768	599	17	0	575
0407 407	225	211	3	0	171
0408 408	1254	999	6	0	964
0409 409	686	427	2	1	498
0410 410	509	250	4	0	410
0411 411	556	372	9	0	466
0412 412	557	335	8	0	534
0413 413	154	93	1	0	152
0414 414	326	217	3	0	283
0415 415	151	104	0	0	129
0416 416	461	293	4	0	328
0417 417	316	255	4	0	313
0418 418	108	84	1	0	93
0419 419	497	471	6	0	438
0420 420	903	579	14	1	827
0421 421	9	4	0	0	8
0422 422	31	21	0	0	20
0423 423	683	545	10	1	637
0424 424	1136	703	15	0	989
0425 425	30	24	0	0	25

NUMBERED KEY CANVASS

Washington County  
General Election  
November 2, 2010

Official Final


RUN DATE:11/18/10 04:04 PM

REPORT-EL52 PAGE 008:

	VOTES	PERCENT		VOTES	PERCENT
Metro Council President					
Vote for 1					
01 = Tom Hughes	72,305	60.12			
02 = Bob Stacey	47,070	39.14	04 = OVER VOTES	22	
03 = WRITE-IN	892	.74	05 = UNDER VOTES	53,546	

(CONTINUED FROM PREVIOUS PAGE)

	01	02	03	04	05
0426 426	37	16	0	0	16
0427 427	2	0	0	0	0
0428 428	303	228	4	0	296
0429 429	468	312	6	0	411
0432 432	52	38	0	0	33
0433 433	646	459	8	0	554
0434 434	901	580	15	1	797
0435 435	995	665	10	0	906
0436 436	622	338	6	2	530
0437 437	17	15	0	0	11
0438 438	152	83	8	0	136
0439 439	35	21	0	0	21
0440 440	288	140	0	0	160
0441 441	17	15	0	0	15
0442 442	278	146	6	0	215
0443 443	0	0	0	0	0
0444 444	564	357	14	0	537
0445 445	166	84	2	0	175
0446 446	311	251	4	0	230
0447 447	718	460	5	0	512
0448 448	62	68	1	0	69
0449 449	14	16	0	0	14
0451 451	166	95	0	0	153
0452 452	677	391	12	0	507
0453 453	7	8	0	0	4
0454 454	153	85	2	0	103
0455 455	2	3	0	0	5
0456 456	42	10	0	0	23
0457 457	546	330	7	2	509
0458 458	864	473	9	0	569
0459 459	806	514	11	0	561
0460 460	422	289	5	0	292
0461 461	677	456	11	2	557



01 = REGISTERED VOTERS - TOTAL	TOTAL PERCENT	268,120	04 = VOTER TURNOUT - TOTAL	TOTAL PERCENT	70.64
02 = BALLOTS CAST - TOTAL		189,399	05 = VOTER TURNOUT - BLANK		.01
03 = BALLOTS CAST - BLANK		17			

	01	02	03	04	05
0301 301	2057	1595	0		.00
0302 302	2045	1258	0		.00
0303 303	325	262	0		.00
0304 304	2718	1834	1		.04
0305 305	831	565	0		.00
0306 306	604	382	0		.00
0307 307	1874	1280	1		.05
0308 308	528	425	0		.00
0309 309	4154	2799	0		.00
0310 310	1358	1017	0		.00
0311 311	620	437	0		.00
0312 312	709	563	0		.00
0313 313	83	63	0		.00
0314 314	714	538	0		.00
0315 315	670	540	0		.00
0316 316	947	764	0		.00
0317 317	394	313	0		.00
0318 318	3036	2173	0		.00
0319 319	1086	673	1		.09
0320 320	2502	1580	0		.00
0321 321	293	180	0		.00
0322 322	228	162	0		.00
0323 323	3417	2113	0		.00
0324 324	446	311	0		.00
0326 326	1377	1115	0		.00
0327 327	3003	1960	0		.00
0328 328	1271	943	0		.00
0329 329	3481	2300	0		.00
0330 330	1150	797	0		.00
0332 332	2400	1747	1		.04
0333 333	2717	1441	0		.00
0334 334	98	81	0		.00
0335 335	3963	2941	0		.00
0336 336	2544	1735	0		.00
0337 337	3465	2305	0		.00
0338 338	4000	2564	1		.03
0339 339	1727	1023	0		.00
0340 340	2589	1871	0		.00
0341 341	321	249	0		.00
0342 342	118	103	0		.00
0343 343	3617	2609	0		.00
0344 344	3419	2229	1		.03
0345 345	41	31	0		.00
0346 346	244	183	0		.00
0347 347	38	27	0		.00
0348 348	129	96	0		.00
0349 349	2324	1408	0		.00
0350 350	3963	2785	1		.03
0351 351	2240	1334	0		.00
0352 352	700	352	0		.00
0353 353	1589	1062	0		.00
0354 354	3618	2723	0		.00
0355 355	2925	1976	0		.00
0356 356	1856	1162	0		.00
0357 357	1495	955	0		.00

01 = REGISTERED VOTERS - TOTAL	TOTAL	PERCENT	04 = VOTER TURNOUT - TOTAL	TOTAL	PERCENT
02 = BALLOTS CAST - TOTAL	268,120		05 = VOTER TURNOUT - BLANK	70.6	
03 = BALLOTS CAST - BLANK	189,399			.0	
	17				

(CONTINUED FROM PREVIOUS PAGE)

	01	02	03	04	05
0358 358	703	499	0		.00
0359 359	1916	1246	0		.00
0360 360	2589	1624	0		.00
0361 361	1555	861	0		.00
0362 362	3457	2650	0		.00
0363 363	3077	2280	0		.00
0364 364	4108	3130	0		.00
0365 365	3487	2763	0		.00
0366 366	1545	1024	0		.00
0367 367	3509	2518	0		.00
0368 368	3667	2528	0		.00
0369 369	1757	1214	0		.00
0370 370	2137	1602	0		.00
0371 371	2163	1608	0		.00
0372 372	1642	1332	0		.00
0373 373	378	300	0		.00
0374 374	14	13	0		.00
0375 375	263	201	0		.00
0376 376	1894	1368	0		.00
0377 377	2773	2066	0		.00
0378 378	1081	824	0		.00
0379 379	3318	2310	0		.00
0380 380	2223	1724	1		.04
0381 381	1957	1322	0		.00
0382 382	2813	1867	0		.00
0383 383	1348	1016	0		.00
0384 384	2243	1710	0		.00
0385 385	2741	2128	0		.00
0386 386	3295	2656	0		.00
0387 387	839	530	0		.00
0388 388	226	132	0		.00
0389 389	3645	2569	0		.00
0390 390	3528	2619	2		.06
0391 391	237	139	0		.00
0392 392	198	126	0		.00
0393 393	601	497	0		.00
0394 394	62	43	0		.00
0395 395	2397	1680	1		.04
0396 396	724	579	0		.00
0397 397	2591	1946	0		.00
0398 398	790	626	1		.13
0399 399	2075	1467	0		.00
0400 400	2519	1779	0		.00
0401 401	1669	1325	0		.00
0402 402	988	714	0		.00
0403 403	3751	2763	0		.00
0404 404	2509	1840	0		.00
0405 405	4177	3119	0		.00
0406 406	2922	1959	0		.00
0407 407	745	610	0		.00
0408 408	4146	3223	0		.00
0409 409	2381	1614	0		.00
0410 410	1866	1398	0		.00
0411 411	2295	1403	0		.00
0412 412	1950	1434	0		.00
0413 413	573	400	0		.00

01 = REGISTERED VOTERS - TOTAL  
02 = BALLOTS CAST - TOTAL  
03 = BALLOTS CAST - BLANK


TOTAL PERCENT  
268,120  
189,399  
17

04 = VOTER TURNOUT - TOTAL  
05 = VOTER TURNOUT - BLANK

TOTAL PERCENT  
70.64  
.01

(CONTINUED FROM PREVIOUS PAGE)

	01	02	03	04	05
0414 414	1282	829	0		.00
0415 415	413	384	0		.00
0416 416	1587	1086	0		.00
0417 417	1259	888	0		.00
0418 418	417	286	0		.00
0419 419	1617	1412	0		.00
0420 420	3063	2324	0		.00
0421 421	25	21	0		.00
0422 422	117	82	0		.00
0423 423	2741	1876	0		.00
0424 424	3882	2843	0		.00
0425 425	655	516	0		.00
0426 426	307	236	0		.00
0427 427	1326	1034	0		.00
0428 428	1238	831	0		.00
0429 429	1815	1197	0		.00
0430 430	424	328	0		.00
0431 431	1544	1260	0		.00
0432 432	185	123	0		.00
0433 433	2199	1667	0		.00
0434 434	3288	2294	0		.00
0435 435	3501	2576	0		.00
0436 436	1865	1498	0		.00
0437 437	57	43	0		.00
0438 438	472	379	0		.00
0439 439	340	242	0		.00
0440 440	982	590	0		.00
0441 441	66	47	0		.00
0442 442	915	645	1		.11
0443 443	0	0	0		.00
0444 444	2208	1472	0		.00
0445 445	652	427	0		.00
0446 446	1112	796	0		.00
0447 447	2359	1695	0		.00
0448 448	370	200	0		.00
0449 449	72	44	1	1.39	
0451 451	651	414	0		.00
0452 452	2723	1587	0		.00
0453 453	41	19	0		.00
0454 454	490	343	0		.00
0455 455	13	10	0		.00
0456 456	111	81	0		.00
0457 457	1977	1394	1		.05
0458 458	2435	1918	0		.00
0459 459	2655	1899	1		.04
0460 460	1956	1008	0		.00
0461 461	2595	1703	1		.04



CERTIFIED TO BE A TRUE AND  
CORRECT COPY OF THE ORIGINAL

Date November 19, 2010

WASHINGTON COUNTY  
ELECTIONS DIVISION

BY [Signature]