

CITY OF PORTLAND measure 26-108: Continues city public
campaign financing for Mayor, Commissioner and Auditor

VOTES PERCENT

VOTES PERCENT

Vote For 1

01 = Yes

02 = No

91 26.84
248 73.16

03 = OVER VOTES
04 = UNDER VOTES

0
36

	01	02	03	04
0090 90	0	2	0	2
0091 91	41	75	0	12
0092 92	15	39	0	8
0093 93	26	86	0	11
0094 94	8	42	0	3
0095 95	1	4	0	0



CERTIFIED COPY OF THE ORIGINAL
SHERRY HALL, COUNTY CLERK

BY: *Sherry Hall*

NUMBERED KEY CANVASS

Clackamas County, Oregon
General Election
November 2, 2010

RUN DATE:11/18/10 11:30 AM

REPORT-EL52 PAGE 0166

VOTES PERCENT

VOTES PERCENT

CITY OF PORTLAND Measure 26-117: General obligation
bonds for fire vehicles and emergency infrastructure

Vote For 1

01 = Yes

02 = No

132 38.04

215 61.96

03 = OVER VOTES

04 = UNDER VOTES

0

28

	01	02	03	04
0090 90	0	2	0	2
0091 91	35	82	0	11
0092 92	34	23	0	5
0093 93	46	73	0	4
0094 94	15	34	0	4
0095 95	2	1	0	2



CERTIFIED COPY OF THE ORIGINAL
SHERRY HALL, COUNTY CLERK

BY: *Sherry Hall*

NUMBERED KEY CANVASS

Clackamas County, Oregon
 General Election
 November 2, 2010

REPORT-EL52 PAGE 0001

RUN DATE: 11/18/10 11:30 AM

	TOTAL	PERCENT		TOTAL	PERCENT
01 = REGISTERED VOTERS - TOTAL	214,198		03 = VOTER TURNOUT - TOTAL	158,315	73.91
02 = BALLOTS CAST - TOTAL	158,315				
	01	02	03		
0001 1	1295	898	69.34		
0002 2	1439	1004	69.77		
0003 3	1162	760	65.40		
0005 5	1249	755	60.45		
0006 6	1073	817	76.14		
0007 7	2290	1742	76.07		
0008 8	2225	1709	76.81		
0009 9	1441	1018	70.65		
0011 11	1947	1311	67.33		
0012 12	2603	1780	68.38		
0031 31	574	349	60.80		
0032 32	631	413	65.45		
0033 33	1439	1015	70.54		
0034 34	1521	1060	69.69		
0038 38	909	637	70.08		
0039 39	1288	952	73.91		
0051 51	1412	979	69.33		
0053 53	1070	741	69.25		
0054 54	1032	674	65.31		
0056 56	915	637	69.62		
0057 57	1277	910	71.26		
0058 58	846	670	79.20		
0060 60	1265	876	69.25		
0062 62	1308	915	69.95		
0063 63	1165	818	70.21		
0064 64	1202	814	67.72		
0090 90	6	4	66.67		
0091 91	153	128	83.66		
0092 92	90	62	68.89		
0093 93	153	123	80.39		
0094 94	64	53	82.81		
0095 95	9	5	55.56		
0096 96	4382	3077	70.22		
0097 97	516	359	69.57		
0098 98	2097	1584	75.54		
0101 101	2619	1683	64.26		
0102 102	2153	1451	67.39		
0106 106	1360	925	68.01		
0111 111	1275	836	65.57		
0112 112	2214	1475	66.62		
0116 116	675	528	78.22		
0117 117	255	203	79.61		
0122 122	2084	1574	75.53		
0123 123	645	468	72.56		
0124 124	2251	1746	77.57		
0125 125	1582	1203	76.04		
0126 126	1545	1187	76.83		
0130 130	2557	1977	77.32		
0131 131	2633	2007	76.22		
0132 132	2245	1688	75.19		
0134 134	1885	1457	77.29		
0135 135	1218	983	80.71		
0136 136	1172	964	82.25		
0138 138	1690	1402	82.96		
0139 139	1610	1288	80.00		
0140 140	872	657	75.34		

NUMBERED KEY CANVASS

Clackamas County, Oregon
General Election
November 2, 2010

RUN DATE:11/18/10 11:30 AM

REPORT-EL52 PAGE 0002

01 = REGISTERED VOTERS - TOTAL
02 = BALLOTS CAST - TOTAL

TOTAL PERCENT
214,198
158,315

03 = VOTER TURNOUT - TOTAL

TOTAL PERCENT
73.91

(CONTINUED FROM PREVIOUS PAGE)

	01	02	03
0151 151	1401	1182	84.37
0152 152	1091	903	82.77
0153 153	1507	1238	82.15
0154 154	1654	1279	77.33
0155 155	1901	1576	82.90
0157 157	908	716	78.85
0158 158	1300	1064	81.85
0159 159	1369	1117	81.59
0160 160	1396	1145	82.02
0162 162	1820	1425	78.30
0163 163	1704	1406	82.51
0164 164	1146	917	80.02
0165 165	1366	1113	81.48
0166 166	1536	1243	80.92
0167 167	1449	1107	76.40
0169 169	784	654	83.42
0170 170	26	20	76.92
0171 171	30	30	100.0
0201 201	1557	1125	72.25
0202 202	1701	1186	69.72
0203 203	1229	1059	86.17
0204 204	657	761	88.80
0205 205	1145	825	72.05
0206 206	2125	1545	72.71
0251 251	4	3	75.00
0252 252	1769	1412	79.82
0300 300	832	636	76.44
0301 301	825	657	79.64
0302 302	589	450	76.40
0303 303	892	684	76.68
0305 305	78	55	70.51
0306 306	133	106	79.70
0313 313	519	453	87.28
0326 326	1006	823	81.81
0327 327	1509	1209	80.12
0328 328	89	69	77.53
0336 336	1212	1003	82.76
0337 337	1450	1179	81.31
0343 343	580	478	82.41
0344 344	1332	1040	78.08
0345 345	251	203	77.78
0346 346	1345	1022	75.99
0349 349	699	530	75.82
0350 350	1230	932	75.77
0351 351	1220	886	72.62
0353 353	983	745	75.79
0354 354	919	685	74.54
0355 355	895	615	68.72
0356 356	760	574	75.53
0357 357	975	737	75.59
0361 361	629	419	66.61
0362 362	1335	962	72.06
0363 363	72	39	54.17
0364 364	988	735	74.39
0365 365	858	621	72.38
0366 366	1284	876	68.22
0368 368	159	104	65.41

NUMBERED KEY CANVASS

Clackamas County, Oregon
 General Election
 November 2, 2010

RUN DATE: 11/18/10 11:30 AM

REPORT-ELS2 PAGE 0003

01 = REGISTERED VOTERS - TOTAL	TOTAL PERCENT	214,198	03 = VOTER TURNOUT - TOTAL	TOTAL PERCENT	73.91
02 = BALLOTS CAST - TOTAL		158,315			

(CONTINUED FROM PREVIOUS PAGE)

	01	02	03
0371 371	639	474	74.18
0372 372	1807	1316	72.83
0373 373	1496	1084	72.46
0375 375	465	331	71.18
0377 377	1224	864	70.59
0381 381	1680	1200	71.43
0382 382	494	323	65.38
0383 383	1169	844	72.20
0390 390	1431	1104	77.15
0394 394	1253	998	79.65
0401 401	1424	1165	81.81
0402 402	969	692	71.41
0403 403	1162	910	78.31
0404 404	974	729	74.85
0405 405	1877	1387	73.89
0407 407	853	626	73.39
0411 411	1372	1076	78.43
0412 412	1683	1152	68.45
0413 413	756	559	73.94
0414 414	1683	1205	71.60
0422 422	1486	1063	71.53
0441 441	517	250	48.36
0442 442	1432	947	66.13
0443 443	1346	1036	76.97
0444 444	233	177	75.97
0445 445	1188	837	70.45
0446 446	899	574	63.85
0451 451	966	547	56.63
0452 452	553	346	62.57
0453 453	1505	1005	66.78
0454 454	2026	1442	71.17
0475 475	1502	1106	73.64
0478 478	351	228	64.96
0480 480	951	653	68.66
0481 481	2457	1466	59.67
0491 491	527	278	52.75
0503 503	1250	972	77.76
0505 505	1110	848	76.40
0506 506	755	516	68.34
0507 507	1090	754	69.17
0521 521	1186	802	67.62
0522 522	424	359	84.67
0523 523	177	144	81.36
0525 525	1251	869	69.46
0526 526	1211	889	73.41
0530 530	1178	883	74.96
0531 531	1162	772	66.44
0532 532	690	555	80.43
0533 533	909	691	76.02
0538 538	809	631	78.00
0549 549	1008	638	63.29
0550 550	1405	1052	74.88
0551 551	1082	774	71.53
0552 552	1194	862	72.19
0553 553	391	264	67.52
0555 555	1670	1261	75.51
0560 560	951	731	76.87

NUMBERED KEY CANVASS

Clackamas County, Oregon
General Election
November 2, 2010

REPORT-EL52 PAGE 0004

RUN DATE:11/18/10 11:30 AM

01 = REGISTERED VOTERS - TOTAL	TOTAL PERCENT	214,198	03 = VOTER TURNOUT - TOTAL	TOTAL PERCENT	73.91
02 = BALLOTS CAST - TOTAL		158,315			

(CONTINUED FROM PREVIOUS PAGE)

	01	02	03
0561 561	157	124	78.98
0562 562	841	672	79.90
0563 563	1477	1067	72.24
0565 565	1009	804	79.68
0567 567	590	448	75.93
0568 568	680	498	73.24
0575 575	1806	1376	76.19
0576 576	476	396	83.19
0577 577	1312	1000	76.22
0578 578	568	433	76.23
0580 580	1412	1067	75.57
0581 581	987	776	78.62
0582 582	703	526	74.82
0583 583	499	358	71.74
0585 585	592	421	71.11
0586 586	1386	1061	76.55
0587 587	866	664	76.67
0588 588	41	29	70.73
0589 589	522	405	77.59



CERTIFIED COPY OF THE ORIGINAL
SHERRY HALL, COUNTY CLERK

BY: Sherry Hall

NUMBERED KEY CANVASS

Washington County
General Election
November 2, 2010

Official Final

RUN DATE:11/18/10 04:04 PM

REPORT-EL52 PAGE 0118

26-108 City of Portland City Code

VOTES PERCENT

VOTES PERCENT

Vote for 1

01 = Yes

02 = No

148 32.03
314 67.97


03 = OVER VOTES
04 = UNDER VOTES

0
53

01 02 03 04

0366 366
0375 375
0391 391
0392 392
0441 441

2 0 0 0
52 129 0 20
42 80 0 17
40 75 0 11
12 30 0 5



NUMBERED KEY CANVASS

Washington County
General Election
November 2, 2010

Official Final

RUN DATE:11/18/10 04:04 PM

REPORT-EL52 PAGE 0115

VOTES PERCENT

VOTES PERCENT

26-117 City of Portland GOB

Vote for 1

01 = Yes


02 = No

263 56.44
203 43.56

03 = OVER VOTES
04 = UNDER VOTES

0
49

	01	02	03	04
0366 366	0	2	0	0
0375 375	97	86	0	18
0391 391	73	47	0	19
0392 392	72	46	0	8
0441 441	21	22	0	4



NUMBERED KEY CANVASS

Washington County
 General Election
 November 2, 2010

Official Final

RUN DATE:11/18/10 04:04 PM

REPORT-EL52 PAGE 00

01 = REGISTERED VOTERS - TOTAL	268,120	TOTAL PERCENT	04 = VOTER TURNOUT - TOTAL	70.64
02 = BALLOTS CAST - TOTAL	189,399		05 = VOTER TURNOUT - BLANK	.01
03 = BALLOTS CAST - BLANK	17			

	01	02	03	04	05
0301 301	2057	1595	0		.00
0302 302	2045	1258	0		.00
0303 303	325	262	0		.00
0304 304	2718	1834	1		.04
0305 305	831	565	0		.00
0306 306	604	382	0		.00
0307 307	1874	1280	1		.05
0308 308	528	425	0		.00
0309 309	4154	2799	0		.00
0310 310	1358	1017	0		.00
0311 311	620	437	0		.00
0312 312	709	563	0		.00
0313 313	83	63	0		.00
0314 314	714	538	0		.00
0315 315	670	540	0		.00
0316 316	947	764	0		.00
0317 317	394	313	0		.00
0318 318	3036	2173	0		.00
0319 319	1086	673	1		.09
0320 320	2502	1580	0		.00
0321 321	293	180	0		.00
0322 322	228	162	0		.00
0323 323	3417	2113	0		.00
0324 324	446	311	0		.00
0326 326	1377	1115	0		.00
0327 327	3003	1960	0		.00
0328 328	1271	943	0		.00
0329 329	3481	2300	0		.00
0330 330	1150	797	0		.00
0332 332	2400	1747	1		.04
0333 333	2717	1441	0		.00
0334 334	98	81	0		.00
0335 335	3963	2941	0		.00
0336 336	2544	1735	0		.00
0337 337	3465	2305	0		.00
0338 338	4000	2564	1		.03
0339 339	1727	1023	0		.00
0340 340	2589	1871	0		.00
0341 341	321	249	0		.00
0342 342	118	103	0		.00
0343 343	3617	2609	0		.00
0344 344	3419	2229	1		.03
0345 345	41	31	0		.00
0346 346	244	183	0		.00
0347 347	38	27	0		.00
0348 348	129	96	0		.00
0349 349	2324	1408	0		.00
0350 350	3963	2785	1		.03
0351 351	2240	1334	0		.00
0352 352	700	352	0		.00
0353 353	1589	1062	0		.00
0354 354	3618	2723	0		.00
0355 355	2925	1976	0		.00
0356 356	1856	1162	0		.00
0357 357	1495	955	0		.00

01 = REGISTERED VOTERS - TOTAL	TOTAL	PERCENT	04 = VOTER TURNOUT - TOTAL	TOTAL	PERCENT
02 = BALLOTS CAST - TOTAL	268,120		05 = VOTER TURNOUT - BLANK	70.64	
03 = BALLOTS CAST - BLANK	189,399			.01	
	17				

(CONTINUED FROM PREVIOUS PAGE)

	01	02	03	04	05
0358 358	703	499	0		.00
0359 359	1916	1246	0		.00
0360 360	2589	1624	0		.00
0361 361	1555	861	0		.00
0362 362	3457	2650	0		.00
0363 363	3077	2280	0		.00
0364 364	4108	3130	0		.00
0365 365	3487	2763	0		.00
0366-366	1545	1024	0		.00
0367 367	3509	2518	0		.00
0368 368	3667	2528	0		.00
0369 369	1757	1214	0		.00
0370 370	2137	1602	0		.00
0371 371	2163	1608	0		.00
0372 372	1642	1332	0		.00
0373 373	378	300	0		.00
0374 374	14	13	0		.00
0375 375	263	201	0		.00
0376 376	1894	1368	0		.00
0377 377	2773	2066	0		.00
0378 378	1081	824	0		.00
0379 379	3318	2310	0		.00
0380 380	2223	1724	1		.04
0381 381	1957	1322	0		.00
0382 382	2813	1867	0		.00
0383 383	1348	1016	0		.00
0384 384	2243	1710	0		.00
0385 385	2741	2128	0		.00
0386 386	3295	2656	0		.00
0387 387	839	530	0		.00
0388 388	226	132	0		.00
0389 389	3645	2569	0		.00
0390 390	3528	2619	2		.06
0391 391	237	139	0		.00
0392 392	198	126	0		.00
0393 393	601	497	0		.00
0394 394	62	43	0		.00
0395 395	2397	1680	1		.04
0396 396	724	579	0		.00
0397 397	2591	1946	0		.00
0398 398	790	626	1		.13
0399 399	2075	1467	0		.00
0400 400	2519	1779	0		.00
0401 401	1669	1325	0		.00
0402 402	988	714	0		.00
0403 403	3751	2763	0		.00
0404 404	2509	1840	0		.00
0405 405	4177	3119	0		.00
0406 406	2922	1959	0		.00
0407 407	745	610	0		.00
0408 408	4146	3223	0		.00
0409 409	2381	1614	0		.00
0410 410	1866	1398	0		.00
0411 411	2295	1403	0		.00
0412 412	1950	1434	0		.00
0413 413	573	400	0		.00

01 = REGISTERED VOTERS - TOTAL
02 = BALLOTS CAST - TOTAL
03 = BALLOTS CAST - BLANK


TOTAL PERCENT
268,120
189,399
17

04 = VOTER TURNOUT - TOTAL
05 = VOTER TURNOUT - BLANK

TOTAL PERCENT
70.64
.01

(CONTINUED FROM PREVIOUS PAGE)

	01	02	03	04	05
0414 414	1282	829	0		.00
0415 415	413	384	0		.00
0416 416	1587	1086	0		.00
0417 417	1259	888	0		.00
0418 418	417	286	0		.00
0419 419	1617	1412	0		.00
0420 420	3063	2324	0		.00
0421 421	25	21	0		.00
0422 422	117	82	0		.00
0423 423	2741	1876	0		.00
0424 424	3882	2843	0		.00
0425 425	655	516	0		.00
0426 426	307	236	0		.00
0427 427	1326	1034	0		.00
0428 428	1238	831	0		.00
0429 429	1815	1197	0		.00
0430 430	424	328	0		.00
0431 431	1544	1260	0		.00
0432 432	185	123	0		.00
0433 433	2199	1667	0		.00
0434 434	3288	2294	0		.00
0435 435	3501	2576	0		.00
0436 436	1865	1498	0		.00
0437 437	57	43	0		.00
0438 438	472	379	0		.00
0439 439	340	242	0		.00
0440 440	982	590	0		.00
0441 441	66	47	0		.00
0442 442	915	645	1		.11
0443 443	0	0	0		
0444 444	2208	1472	0		.00
0445 445	652	427	0		.00
0446 446	1112	796	0		.00
0447 447	2359	1695	0		.00
0448 448	370	200	0		.00
0449 449	72	44	1	1.39	
0451 451	651	414	0		.00
0452 452	2723	1587	0		.00
0453 453	41	19	0		.00
0454 454	490	343	0		.00
0455 455	13	10	0		.00
0456 456	111	81	0		.00
0457 457	1977	1394	1		.05
0458 458	2435	1918	0		.00
0459 459	2655	1899	1		.04
0460 460	1956	1008	0		.00
0461 461	2595	1703	1		.04



CERTIFIED TO BE A TRUE AND CORRECT COPY OF THE ORIGINAL

Date November 19, 2010

WASHINGTON COUNTY
ELECTIONS DIVISION

BY M. K. [Signature]