

Official Precinct Results - Pleasant Home Water District

May 16, 2017 Special Election - Multnomah County

All Precincts, PLEASANT HOME WATER DISTRICT (M), Pleasant Home Water Comm, Pos 1, Pleasant Home Water Comm, Pos 4,
Pleasant Home Water Comm, Pos 3, Pleasant Home Water Comm, Pos 2
Total Ballots Cast: 285, Registered Voters: 997, Overall Turnout: 28.59%

Page: 1 of 4

2017-06-01

12:44:21

Pleasant Home Water Comm, Pos 1 (Vote for 1)

Precinct	Ballots Cast	Reg. Voters	Total Votes	Write-in	Over Votes	Under Votes
Precinct 5203	285	997	37	37 100.00%	0	248
Total	285	997	37	37 100.00%	0	248

Certificate

I certify that the votes recorded on this abstract correctly summarize the tally of votes cast at the election indicated.



Tim Scott, Director of Elections
Multnomah County, Oregon

<u>Row Labels</u>	<u>Sum of Total</u>
Angela Bailey	2
Barry Voigt	2
Bob R Moore	1
Brian Rolan	1
Cindy Zinzer	1
Dennis Dunford	1
Dennis Lofstead	1
Don A Rascon	2
Donald Trump	1
Dori Morgan	1
Gordon Nyhot	1
Gordy Webster	1
James Carlson	6
Jamie Martin	1
Janice Dysinger	2
Jon Gerrard	4
Joseph Schmidt	1
Paul Obrist	1
Robert Battles Jr	1
Ronald Baird	1
Sam Bacon	1
Steve Kreoffsky	1
Susan Lorain	1
Tim Brusse	2
Grand Total	37

Certificate

I certify that the votes recorded on this abstract correctly summarize the tally of votes cast at the election indicated.

Tim Scott

Tim Scott, Director of Elections
Multnomah County, Oregon

Canvass Results

May 2017 Special District Election

Run Time 2:47 PM
Run Date 05/31/2017

Clackamas County

Special District Election

5/16/2017

Page 188 of 274

Official results

Registered Voters

55369 of 271779 = 20.37 %

Pleasant Home Water District, Commissioner, Position 1 - Vote for one - 4 year term No Candidate Filed

Precinct	Peter Galambos (W)	Andrea Cutver (W)	Cast Votes	Undervotes	Overvotes	Write-in	Election Day Voting Ballots Cast	Total Ballots Cast	Registered Voters	Turnout Percentage
404	1	2	3	18	0	0	21	21	67	31.34 %
Totals	1	2	3	18	0	0	21	21	67	31.34 %



CERTIFIED COPY OF THE ORIGINAL
HERRY HALL, COUNTY CLERK

Sherry Hall

Official Precinct Results - Pleasant Home Water District

May 16, 2017 Special Election - Multnomah County

All Precincts, PLEASANT HOME WATER DISTRICT (M), Pleasant Home Water Comm, Pos 1, Pleasant Home Water Comm, Pos 4,
Pleasant Home Water Comm, Pos 3, Pleasant Home Water Comm, Pos 2
Total Ballots Cast: 285, Registered Voters: 997, Overall Turnout: 28.59%

Page: 2 of 4

2017-06-01

12:44:21

Pleasant Home Water Comm, Pos 2 (Vote for 1)

Precinct	Ballots Cast	Reg. Voters	Total Votes	Ian Hawes	Write-in	Over Votes	Under Votes
Precinct 5203	285	997	138	135 97.83%	3 2.17%	0	147
Total	285	997	138	135 97.83%	3 2.17%	0	147

Certificate

I certify that the votes recorded on this abstract correctly summarize the tally of votes cast at the election indicated.



Tim Scott, Director of Elections
Multnomah County, Oregon

Canvass Results

May 2017 Special District Election

Run Time 2:47 PM

Run Date 05/31/2017

Clackamas County

Special District Election

5/16/2017

Page 189 of 274


Official results

Registered Voters

55369 of 271779 = 20.37 %

Pleasant Home Water District, Commissioner, Position 2 - Vote for one - 4 year term

Precinct	Jan Hawes	Cast Votes	Undervotes	Overvotes	Write-in	Election Day Voting Ballots Cast	Total Ballots Cast	Registered Voters	Turnout Percentage
404	10	10	11	0	0	21	21	67	31.34 %
Totals	10	10	11	0	0	21	21	67	31.34 %



CERTIFIED COPY OF THE ORIGINAL
 HERRY HALL, COUNTY CLERK

Herry Hall

Official Precinct Results - Pleasant Home Water District

May 16, 2017 Special Election - Multnomah County

All Precincts, PLEASANT HOME WATER DISTRICT (M), Pleasant Home Water Comm, Pos 1, Pleasant Home Water Comm, Pos 4,
Pleasant Home Water Comm, Pos 3, Pleasant Home Water Comm, Pos 2
Total Ballots Cast: 285, Registered Voters: 997, Overall Turnout: 28.59%

Page: 3 of 4

2017-06-01

12:44:21

Pleasant Home Water Comm, Pos 3 (Vote for 1)

Precinct	Ballots Cast	Reg. Voters	Total Votes	Kenny Rieder		Write-in		Over Votes	Under Votes
Precinct 5203	285	997	148	146	98.65%	2	1.35%	0	137
Total	285	997	148	146	98.65%	2	1.35%	0	137

Certificate

I certify that the votes recorded on this abstract correctly summarize the tally of votes cast at the election indicated.



Tim Scott, Director of Elections
Multnomah County, Oregon

Canvass Results

May 2017 Special District Election

Run Time 2:47 PM
Run Date 05/31/2017

Clackamas County

Special District Election

5/16/2017


Page 190 of 274

Official results

Registered Voters
55369 of 271770 = 20.37 %

Pleasant Home Water District, Commissioner, Position 3 - Vote for one - 2 year unexpired term

Precinct	Kenny Reider	Cast Votes	Undervotes	Overvotes	Write-in	Election Day Voting Ballots Cast	Total Ballots Cast	Registered Voters	Turnout Percentage
404	10	10	11	0	0	21	21	67	31.34 %
Totals	10	10	11	0	0	21	21	67	31.34 %



CERTIFIED COPY OF THE COUNTY CLERK
HERRY HALL, COUNTY CLERK

Sherry Hall

Official Precinct Results - Pleasant Home Water District

May 16, 2017 Special Election - Multnomah County

All Precincts, PLEASANT HOME WATER DISTRICT (M), Pleasant Home Water Comm, Pos 1, Pleasant Home Water Comm, Pos 4,
Pleasant Home Water Comm, Pos 3, Pleasant Home Water Comm, Pos 2
Total Ballots Cast: 285, Registered Voters: 997, Overall Turnout: 28.59%

Page: 4 of 4

2017-06-01

12:44:21

Pleasant Home Water Comm, Pos 4 (Vote for 1)

Precinct	Ballots Cast	Reg. Voters	Total Votes	Kristin Cook	Write-In	Over Votes	Under Votes
Precinct 5203	285	997	139	136 97.84%	3 2.16%	0	146
Total	285	997	139	136 97.84%	3 2.16%	0	146

Certificate

I certify that the votes recorded on this abstract correctly summarize the tally of votes cast at the election indicated.



Tim Scott, Director of Elections
Multnomah County, Oregon

Canvass Results

May 2017 Special District Election

Run Time 2:47 PM
Run Date 05/31/2017

Clackamas County

Special District Election

5/16/2017

Page 191 of 274


Official results

Registered Voters

55369 of 271779 = 20.37%

Pleasant Home Water District, Commissioner, Position 4 - Vote for one - 4 year term

Precinct	Kristin Cook	Cast Votes	Undervotes	Overtvotes	Write-in	Election Day Voting Ballots Cast	Total Ballots Cast	Registered Voters	Turnout Percentage
404	10	10	11	0	0	21	21	67	31.34 %
Totals	10	10	11	0	0	21	21	67	31.34 %



CERTIFIED COPY OF THE OFFICIAL RECORDS
HERRY HALL, COUNTY CLERK

Herry Hall