

Bikeworks by pear and Multnomah County Partnership:

Bringing underserved communities in East County
Transportation Safety &
Safe Routes to School (SRTS)



By Megan Moser at

**bike
works**
by pear

p:ear

p:ear builds positive relationships with homeless youth through education, art and recreation to affirm personal worth and create more meaningful and healthier lives

- Art Gallery
- Coffee Shop
- Bikeworks

p:ear works


“p:ear works” creatively builds pathways for youth to end their homelessness and poverty by providing meaningful job training and employment opportunities

mentorship

Since its inception in 2002, p:ear has mentored over 5,200 youth.

safe space

p:ear has provided over 320,000 hours of safe space and education, art and recreation programming.





Bikeworks by p:ear

- Non-profit bicycle shop on SE 162nd Ave. in East County
 - Connected to Rosewood Initiative
 - Offers bicycle repairs on a sliding scale
 - Teaches homeless youth bicycle repair skills
 - Provides education to the community about bicycle & pedestrian safety in East County, with a new focus on driver and personal safety
- ODOT Region 1 Grant
 - Hopefully will become a full time position in the Fall when schools start again

Who am I?

- Recent new team member at Bikeworks as the Bicycle & Pedestrian Safety & Education Outreach Coordinator
- Graduated from Portland State with a Bachelors in Community Development in 2020
- Parent SRTS Champion at PBOT in 2019
- Love passing on transportation safety knowledge to my two boys, going on regular bike rides, inline skating, and walking in our neighborhood in North Gresham



What am I doing?

Teaching families about transportation safety

- Pedestrian
- Bicycle
- Driver
- Personal
- Traffic Playground

PBOT
PORTLAND BUREAU OF TRANSPORTATION
PBOT is committed to providing meaningful access to the Portland Community. If you require translation or interpretation services please contact 503-823-9185.

Traffic Playgrounds in Portland

Activating spaces for play, creating places to learn


Rochester, MN revitalized two rundown tennis courts with this Bicycle Playground design.

What are Traffic Playgrounds?
Places that provide children and adults a safe, fun space to learn the rules of the road and practice traveling on streets.

How will they be used?
Road safety education classes, bike camps, and school groups can visit for lessons.
Intuitive designs and layouts make it easy for families and neighbors to practice any time.

Are they only for bikes?
Nope! A Traffic Playground is a great place for anyone to learn street safety skills. It provides a space away from traffic for all types of movers (including people with mobility devices), to practice safe travel habits.

How much space is needed?
Traffic Playgrounds can be as small as a tennis court or squeeze into linear spaces, like between buildings.



The diagram illustrates a complex, winding road layout designed for a traffic playground. It features various traffic signs and road markings, including a 'ONE WAY' sign, a 'BICYCLE PLAYGROUND' sign, and several 'STOP' signs. The road is bordered by dashed yellow lines, and there are several 'X' marks indicating specific points of interest or hazards. The layout is set within a rectangular area, with a 'BICYCLE PLAYGROUND' sign in the center. The road winds through the area, with a 'ONE WAY' sign on the left side. There are also several 'STOP' signs placed at various points along the road. The diagram is set against a grey background, and the road is black with white dashed lines. There are also some colorful icons, such as a red house and a yellow house, placed along the road. The overall design is intended to be intuitive and easy to navigate for both children and adults.

Advantages of this program?

Able to teach families in different organizations, not just schools, but also community-based organizations (CBOs), churches, temples, mosques, and more

Serving schools in underserved East Multnomah County - Rockwood, Centennial, North Gresham, etc.

Family Transportation Safety Lessons



Schedule a time virtually or in-person with your family or pod to learn how to become a transportation safety expert!


- Pedestrian
- Bicycle
- Driver



Learn about the
TRAFFIC PLAYGROUND!

**30 minute session
per group to learn the
Transportation Safety
basics!**

*Covid-19 precautions and
procedures will be in place at
all times.*



**Sign up
TODAY!**

Just Ask
Megan How!



Contact Megan Moser
Bicycle & Ped Safety &
Education Outreach Coordinator
503-890-5462
megan@bikeworkspdx.org

< Sample
Flyer

Upcoming projects?

- North Gresham Elementary - Sat, May 15th
- Rockwood Adventist Church youth group - Wed, May 19th
- BeyondBlack Juneteenth - Sat, June 19th
- Summerworks Youth - PlayGrowLearn & Mult Co. Sustainability Tree Planning
- Davis Elementary/Reynolds School District Summer School
- Summer Virtual/In-person Family Transportation Safety Lessons
- Summer Transportation Safety Walk+Roll Challenge
- Parklane and Oliver Elementary/Parklane Church



Volunteers needed for June 19th!

We would love your help!

- Set up
- Take down
- Help educate people about ped/bike/driver/personal safety
- Attend Walk or Bike Ride
- Help handout flyers/swag



If interested, please contact:
Megan Moser
megan@bikeworkspdx.org
c:503-890-5462

Thank You!
Questions?
Comments?

