

METRO EXECUTIVE OFFICER

| | | | | | | | |
|---|---|---|---|---|---|---|---|
| R | V | V | T | M | U | O | W |
| E | O | C | U | B | N | V | R |
| G | A | A | R | I | D | E | I |
| T | T | T | R | K | E | R | T |
| S | S | S | O | R | E | R | E |
| R | | | U | O | R | V | D |
| T | | | T | N | V | D | - |
| E | | | | | O | T | I |
| R | | | | | T | E | N |
| E | | | | | E | S | S |
| D | | | | | S | | |

All Districts

| | | | | | | | |
|-------------------|------|-----|--------|-----|-----|---|----|
| 001 PRECINCT 0102 | 1390 | 506 | 36.4 % | 316 | 186 | 0 | 4 |
| 002 PRECINCT 0103 | 13 | 5 | 38.4 % | 3 | 2 | 0 | 0 |
| 003 PRECINCT 0104 | 13 | 7 | 53.8 % | 2 | 5 | 0 | 0 |
| 004 PRECINCT 0141 | 54 | 23 | 42.5 % | 15 | 8 | 0 | 0 |
| 005 PRECINCT 0151 | 15 | 6 | 40.0 % | 4 | 2 | 0 | 0 |
| 006 PRECINCT 0156 | 80 | 35 | 43.7 % | 25 | 10 | 0 | 0 |
| 008 PRECINCT 0158 | 191 | 91 | 47.6 % | 55 | 35 | 0 | 1 |
| 009 PRECINCT 0159 | 145 | 72 | 49.6 % | 45 | 27 | 0 | 0 |
| 010 PRECINCT 0300 | 31 | 8 | 25.8 % | 1 | 7 | 0 | 0 |
| 011 PRECINCT 0332 | 217 | 41 | 18.8 % | 22 | 17 | 0 | 2 |
| 012 PRECINCT 0424 | 82 | 41 | 50.0 % | 26 | 15 | 0 | 0 |
| 013 PRECINCT 0432 | 228 | 44 | 19.2 % | 24 | 16 | 2 | 2 |
| 014 PRECINCT 0433 | 251 | 55 | 21.9 % | 31 | 24 | 0 | 0 |
| 015 PRECINCT 0500 | 0 | 0 | 0.0 % | 0 | 0 | 0 | 0 |
| 016 PRECINCT 0503 | 0 | 0 | 0.0 % | 0 | 0 | 0 | 0 |
| 017 PRECINCT 0521 | 67 | 18 | 26.8 % | 7 | 11 | 0 | 0 |
| 018 PRECINCT 0541 | 0 | 0 | 0.0 % | 0 | 0 | 0 | 0 |
| 019 PRECINCT 0542 | 16 | 3 | 18.7 % | 3 | 0 | 0 | 0 |
| 020 PRECINCT 0543 | 22 | 4 | 18.1 % | 3 | 0 | 0 | 1 |
| 021 PRECINCT 0546 | 66 | 7 | 10.6 % | 2 | 4 | 0 | 1 |
| 022 PRECINCT 0547 | 2 | 0 | 0.0 % | 0 | 0 | 0 | 0 |
| 023 PRECINCT 0548 | 26 | 2 | 7.6 % | 1 | 0 | 0 | 1 |
| 024 PRECINCT 0590 | 68 | 7 | 10.2 % | 5 | 2 | 0 | 0 |
| 025 PRECINCT 0601 | 0 | 0 | 0.0 % | 0 | 0 | 0 | 0 |
| 026 PRECINCT 0603 | 0 | 0 | 0.0 % | 0 | 0 | 0 | 0 |
| 027 PRECINCT 1001 | 531 | 206 | 38.7 % | 113 | 88 | 0 | 5 |
| 028 PRECINCT 1002 | 202 | 62 | 30.6 % | 37 | 25 | 0 | 0 |
| 029 PRECINCT 1013 | 1399 | 490 | 35.0 % | 304 | 179 | 0 | 7 |
| 030 PRECINCT 1017 | 748 | 349 | 46.6 % | 208 | 138 | 1 | 2 |
| 031 PRECINCT 1019 | 1377 | 692 | 50.2 % | 417 | 263 | 0 | 12 |
| 032 PRECINCT 1025 | 1062 | 273 | 25.7 % | 179 | 93 | 0 | 1 |
| 033 PRECINCT 1028 | 805 | 191 | 23.7 % | 133 | 52 | 0 | 6 |
| 034 PRECINCT 1031 | 1115 | 317 | 28.4 % | 201 | 113 | 0 | 3 |
| 035 PRECINCT 1043 | 1129 | 307 | 27.1 % | 200 | 103 | 0 | 4 |
| 036 PRECINCT 1045 | 253 | 143 | 56.5 % | 103 | 38 | 0 | 2 |
| 037 PRECINCT 1049 | 1340 | 333 | 24.8 % | 222 | 107 | 0 | 4 |
| 038 PRECINCT 1053 | 1215 | 263 | 21.6 % | 168 | 87 | 0 | 8 |
| 039 PRECINCT 1101 | 535 | 283 | 52.8 % | 179 | 103 | 0 | 1 |
| 040 PRECINCT 1103 | 867 | 330 | 38.0 % | 224 | 105 | 0 | 1 |
| 041 PRECINCT 1117 | 453 | 168 | 37.0 % | 107 | 61 | 0 | 0 |
| 042 PRECINCT 1118 | 1428 | 415 | 29.0 % | 281 | 123 | 0 | 11 |
| 043 PRECINCT 1143 | 988 | 515 | 52.1 % | 333 | 174 | 0 | 8 |
| 044 PRECINCT 1155 | 482 | 154 | 31.9 % | 84 | 70 | 0 | 0 |
| 045 PRECINCT 1156 | 1390 | 729 | 52.4 % | 463 | 256 | 1 | 9 |

METRO EXECUTIVE OFFICER

| | | | | | | |
|-----|-----|---|-----|---|---|---|
| R V | V C | T | N B | U | O | W |
| E O | O R | U | I U | N | V | R |
| G T | T S | R | K R | D | E | I |
| I E | E T | N | E T | E | R | T |
| S R | S | O | O | R | V | E |
| T S | | U | N | V | O | - |
| E | | T | | O | T | I |
| R | | | | T | E | N |
| E | | | | E | S | S |
| D | | | | S | | |

All Districts

| | | | | | | | |
|-------------------|------|-----|--------|-----|-----|---|----|
| 046 PRECINCT 1160 | 723 | 327 | 45.2 % | 221 | 103 | 1 | 2 |
| 047 PRECINCT 1164 | 424 | 220 | 51.8 % | 131 | 88 | 0 | 1 |
| 048 PRECINCT 1170 | 1013 | 528 | 52.1 % | 339 | 185 | 0 | 4 |
| 049 PRECINCT 1173 | 1329 | 731 | 55.0 % | 435 | 289 | 0 | 7 |
| 050 PRECINCT 1177 | 562 | 160 | 28.4 % | 99 | 59 | 0 | 2 |
| 051 PRECINCT 1179 | 534 | 212 | 39.7 % | 129 | 81 | 0 | 2 |
| 052 PRECINCT 1183 | 1242 | 331 | 26.6 % | 208 | 119 | 1 | 3 |
| 053 PRECINCT 1186 | 1411 | 745 | 52.7 % | 453 | 290 | 0 | 2 |
| 054 PRECINCT 1189 | 1358 | 526 | 38.7 % | 346 | 178 | 0 | 2 |
| 055 PRECINCT 1200 | 1494 | 592 | 39.6 % | 376 | 213 | 1 | 2 |
| 056 PRECINCT 1205 | 1230 | 357 | 29.0 % | 208 | 144 | 0 | 5 |
| 057 PRECINCT 1206 | 1342 | 465 | 34.6 % | 271 | 183 | 0 | 11 |
| 058 PRECINCT 1211 | 802 | 338 | 42.1 % | 218 | 115 | 0 | 5 |
| 059 PRECINCT 1213 | 706 | 217 | 30.7 % | 126 | 91 | 0 | 0 |
| 060 PRECINCT 1215 | 1412 | 632 | 44.7 % | 371 | 253 | 1 | 7 |
| 061 PRECINCT 1220 | 1230 | 441 | 35.8 % | 273 | 167 | 0 | 1 |
| 062 PRECINCT 1222 | 1254 | 521 | 41.5 % | 313 | 204 | 0 | 4 |
| 063 PRECINCT 1223 | 953 | 430 | 45.1 % | 246 | 183 | 0 | 1 |
| 064 PRECINCT 1224 | 1400 | 738 | 52.4 % | 436 | 293 | 0 | 9 |
| 065 PRECINCT 1225 | 978 | 460 | 47.0 % | 293 | 164 | 0 | 3 |
| 066 PRECINCT 1226 | 1134 | 532 | 46.9 % | 326 | 196 | 1 | 9 |
| 067 PRECINCT 1229 | 1025 | 438 | 42.7 % | 276 | 157 | 0 | 5 |
| 068 PRECINCT 1230 | 1345 | 579 | 43.0 % | 337 | 238 | 0 | 4 |
| 069 PRECINCT 1232 | 1352 | 621 | 45.9 % | 367 | 243 | 2 | 9 |
| 070 PRECINCT 1233 | 1149 | 601 | 52.3 % | 337 | 252 | 0 | 12 |
| 071 PRECINCT 1236 | 867 | 357 | 41.1 % | 226 | 125 | 0 | 6 |
| 072 PRECINCT 1238 | 1157 | 359 | 31.0 % | 238 | 111 | 0 | 10 |
| 073 PRECINCT 1240 | 725 | 369 | 50.8 % | 220 | 142 | 0 | 7 |
| 074 PRECINCT 1244 | 1309 | 522 | 39.8 % | 320 | 193 | 0 | 9 |
| 075 PRECINCT 1245 | 1424 | 559 | 39.2 % | 321 | 234 | 0 | 4 |
| 076 PRECINCT 1246 | 904 | 376 | 41.5 % | 215 | 156 | 0 | 5 |
| 077 PRECINCT 1248 | 1042 | 476 | 45.6 % | 291 | 178 | 0 | 7 |
| 078 PRECINCT 1250 | 933 | 346 | 37.0 % | 206 | 131 | 0 | 9 |
| 079 PRECINCT 1252 | 662 | 232 | 35.0 % | 140 | 89 | 0 | 3 |
| 080 PRECINCT 1253 | 573 | 260 | 45.3 % | 163 | 95 | 0 | 2 |
| 081 PRECINCT 1254 | 640 | 244 | 38.1 % | 144 | 98 | 0 | 2 |
| 082 PRECINCT 1255 | 692 | 325 | 46.9 % | 179 | 143 | 0 | 3 |
| 083 PRECINCT 1305 | 942 | 218 | 23.1 % | 153 | 58 | 1 | 6 |
| 084 PRECINCT 1308 | 796 | 222 | 27.8 % | 152 | 64 | 0 | 6 |
| 085 PRECINCT 1313 | 1370 | 561 | 40.9 % | 372 | 185 | 0 | 4 |
| 086 PRECINCT 1315 | 0 | 559 | 0.0 % | 356 | 197 | 0 | 6 |
| 087 PRECINCT 1320 | 463 | 89 | 19.2 % | 59 | 29 | 0 | 1 |
| 088 PRECINCT 1400 | 1376 | 453 | 32.9 % | 284 | 158 | 0 | 11 |
| 089 PRECINCT 1402 | 0 | 200 | 0.0 % | 117 | 81 | 0 | 2 |

METRO EXECUTIVE OFFICER

| | | | | | | |
|-----|-----|---|-----|---|---|---|
| R V | V C | T | M B | U | O | W |
| E O | O A | U | I U | N | V | R |
| G T | T S | R | K R | D | E | I |
| I E | E T | N | E T | E | R | T |
| S R | S | O | D | R | V | E |
| T S | | U | N | V | O | - |
| E | | T | | O | T | I |
| R | | | | T | E | N |
| E | | | | E | S | S |
| D | | | | S | | |

All Districts

| | | | | | | | |
|-------------------|------|-----|--------|-----|-----|---|----|
| 090 PRECINCT 1500 | 323 | 146 | 45.2 % | 79 | 66 | 0 | 1 |
| 091 PRECINCT 1503 | 213 | 101 | 47.4 % | 57 | 44 | 0 | 0 |
| 094 PRECINCT 1507 | 352 | 193 | 54.8 % | 116 | 75 | 0 | 2 |
| 095 PRECINCT 1515 | 1062 | 578 | 54.4 % | 360 | 213 | 0 | 5 |
| 096 PRECINCT 1546 | 1127 | 499 | 44.2 % | 302 | 190 | 0 | 7 |
| 097 PRECINCT 2002 | 1244 | 322 | 25.8 % | 228 | 88 | 0 | 6 |
| 098 PRECINCT 2005 | 1592 | 416 | 26.1 % | 289 | 109 | 0 | 18 |
| 099 PRECINCT 2015 | 1496 | 495 | 33.0 % | 326 | 155 | 0 | 14 |
| 100 PRECINCT 2018 | 1404 | 438 | 31.1 % | 297 | 133 | 1 | 7 |
| 101 PRECINCT 2023 | 1489 | 367 | 24.6 % | 270 | 93 | 0 | 4 |
| 102 PRECINCT 2026 | 1400 | 231 | 16.5 % | 182 | 47 | 0 | 2 |
| 103 PRECINCT 2027 | 1177 | 314 | 26.6 % | 228 | 79 | 0 | 7 |
| 104 PRECINCT 2029 | 1525 | 436 | 28.5 % | 310 | 114 | 0 | 12 |
| 105 PRECINCT 2034 | 670 | 199 | 29.7 % | 119 | 74 | 1 | 5 |
| 106 PRECINCT 2043 | 1387 | 361 | 26.0 % | 247 | 109 | 0 | 5 |
| 107 PRECINCT 2049 | 1133 | 359 | 31.6 % | 240 | 112 | 0 | 7 |
| 108 PRECINCT 2051 | 1313 | 546 | 41.5 % | 397 | 136 | 0 | 13 |
| 109 PRECINCT 2061 | 1394 | 535 | 38.3 % | 367 | 159 | 3 | 6 |
| 110 PRECINCT 2077 | 1301 | 511 | 39.2 % | 345 | 148 | 0 | 18 |
| 111 PRECINCT 2083 | 530 | 108 | 20.3 % | 63 | 39 | 0 | 6 |
| 112 PRECINCT 2086 | 1192 | 322 | 27.0 % | 215 | 101 | 0 | 6 |
| 113 PRECINCT 2099 | 1598 | 324 | 20.2 % | 232 | 88 | 0 | 4 |
| 114 PRECINCT 2100 | 1321 | 449 | 33.9 % | 307 | 125 | 0 | 17 |
| 115 PRECINCT 2109 | 1475 | 401 | 27.1 % | 270 | 120 | 0 | 11 |
| 116 PRECINCT 2114 | 1444 | 431 | 29.8 % | 263 | 155 | 1 | 12 |
| 117 PRECINCT 2118 | 1501 | 363 | 24.1 % | 221 | 141 | 0 | 1 |
| 118 PRECINCT 2139 | 1366 | 220 | 16.1 % | 149 | 68 | 0 | 3 |
| 119 PRECINCT 2142 | 1008 | 377 | 37.4 % | 250 | 126 | 0 | 1 |
| 120 PRECINCT 2143 | 769 | 265 | 34.4 % | 175 | 88 | 0 | 2 |
| 121 PRECINCT 2144 | 726 | 247 | 34.0 % | 150 | 92 | 0 | 5 |
| 122 PRECINCT 2145 | 1044 | 295 | 28.2 % | 216 | 73 | 0 | 6 |
| 123 PRECINCT 3000 | 1062 | 281 | 26.4 % | 185 | 92 | 0 | 4 |
| 124 PRECINCT 3001 | 1267 | 340 | 27.4 % | 229 | 111 | 0 | 8 |
| 125 PRECINCT 3002 | 1289 | 343 | 26.6 % | 242 | 98 | 0 | 3 |
| 126 PRECINCT 3004 | 1466 | 343 | 23.3 % | 230 | 108 | 0 | 5 |
| 127 PRECINCT 3008 | 1280 | 392 | 30.6 % | 258 | 126 | 1 | 7 |
| 128 PRECINCT 3021 | 1357 | 375 | 27.6 % | 235 | 139 | 0 | 1 |
| 129 PRECINCT 3026 | 1406 | 266 | 18.9 % | 169 | 91 | 0 | 6 |
| 130 PRECINCT 3027 | 1438 | 291 | 20.2 % | 211 | 73 | 0 | 7 |
| 131 PRECINCT 3032 | 1404 | 373 | 26.5 % | 272 | 93 | 1 | 7 |
| 132 PRECINCT 3039 | 1040 | 242 | 23.2 % | 155 | 80 | 0 | 7 |
| 133 PRECINCT 3042 | 1685 | 260 | 15.4 % | 165 | 91 | 0 | 4 |
| 134 PRECINCT 3052 | 1257 | 466 | 37.0 % | 308 | 147 | 0 | 11 |
| 135 PRECINCT 3058 | 1450 | 362 | 24.9 % | 249 | 105 | 0 | 8 |

METRO EXECUTIVE OFFICER

| | | | | | | |
|-----|-----|---|-----|---|---|---|
| R V | V C | T | M B | U | O | W |
| E O | D A | U | I U | N | V | R |
| G T | T S | R | K R | D | E | I |
| I E | E T | N | E T | E | R | T |
| S R | S | O | O | R | V | E |
| T S | | U | N | V | O | - |
| E | | T | | O | T | I |
| R | | | | T | E | N |
| E | | | | E | S | S |
| D | | | | S | | |

All Districts

| | | | | | | | |
|-------------------|------|-----|--------|-----|-----|---|----|
| 136 PRECINCT 3071 | 1275 | 234 | 18.3 % | 156 | 75 | 1 | 2 |
| 137 PRECINCT 3073 | 1573 | 321 | 20.4 % | 210 | 107 | 0 | 4 |
| 138 PRECINCT 3080 | 1224 | 555 | 45.3 % | 342 | 210 | 0 | 3 |
| 139 PRECINCT 3086 | 1512 | 448 | 29.6 % | 264 | 177 | 0 | 7 |
| 140 PRECINCT 3090 | 1068 | 450 | 42.1 % | 262 | 186 | 0 | 2 |
| 141 PRECINCT 3097 | 1419 | 463 | 32.6 % | 312 | 146 | 0 | 5 |
| 142 PRECINCT 3109 | 1339 | 633 | 47.2 % | 426 | 201 | 0 | 6 |
| 143 PRECINCT 3113 | 1442 | 692 | 47.9 % | 441 | 247 | 0 | 4 |
| 144 PRECINCT 3122 | 1102 | 462 | 41.9 % | 290 | 165 | 0 | 7 |
| 145 PRECINCT 3126 | 688 | 278 | 40.4 % | 164 | 106 | 0 | 8 |
| 146 PRECINCT 3128 | 1462 | 600 | 41.0 % | 367 | 226 | 1 | 6 |
| 147 PRECINCT 3135 | 946 | 421 | 44.5 % | 273 | 145 | 0 | 3 |
| 148 PRECINCT 3138 | 1187 | 558 | 47.0 % | 343 | 213 | 0 | 2 |
| 149 PRECINCT 3144 | 1354 | 652 | 48.1 % | 415 | 230 | 0 | 7 |
| 150 PRECINCT 3151 | 1235 | 411 | 33.2 % | 276 | 128 | 0 | 7 |
| 151 PRECINCT 3155 | 930 | 188 | 20.2 % | 125 | 62 | 0 | 1 |
| 152 PRECINCT 3156 | 1236 | 389 | 31.4 % | 247 | 135 | 0 | 7 |
| 153 PRECINCT 3160 | 1324 | 431 | 32.5 % | 271 | 153 | 1 | 6 |
| 154 PRECINCT 3163 | 1111 | 401 | 36.0 % | 210 | 186 | 0 | 5 |
| 155 PRECINCT 3174 | 1001 | 357 | 35.6 % | 195 | 153 | 0 | 9 |
| 156 PRECINCT 3177 | 1336 | 499 | 37.3 % | 296 | 191 | 0 | 12 |
| 157 PRECINCT 3185 | 721 | 271 | 37.5 % | 162 | 106 | 0 | 3 |
| 158 PRECINCT 3186 | 1302 | 429 | 32.9 % | 277 | 145 | 0 | 7 |
| 159 PRECINCT 3193 | 1301 | 513 | 39.4 % | 340 | 166 | 0 | 7 |
| 160 PRECINCT 3196 | 1148 | 473 | 41.2 % | 308 | 159 | 0 | 6 |
| 161 PRECINCT 3205 | 1295 | 457 | 35.2 % | 295 | 157 | 1 | 4 |
| 162 PRECINCT 3212 | 1431 | 480 | 33.5 % | 296 | 182 | 0 | 2 |
| 163 PRECINCT 3217 | 582 | 218 | 37.4 % | 134 | 82 | 0 | 2 |
| 164 PRECINCT 3219 | 901 | 298 | 33.0 % | 186 | 107 | 0 | 5 |
| 165 PRECINCT 3223 | 968 | 282 | 29.1 % | 185 | 95 | 0 | 2 |
| 166 PRECINCT 3228 | 1122 | 342 | 30.4 % | 217 | 116 | 0 | 9 |
| 167 PRECINCT 3233 | 853 | 273 | 32.0 % | 174 | 92 | 1 | 6 |
| 168 PRECINCT 3234 | 922 | 253 | 27.4 % | 166 | 83 | 0 | 4 |
| 169 PRECINCT 3240 | 1457 | 424 | 29.1 % | 260 | 161 | 0 | 3 |
| 170 PRECINCT 3248 | 1494 | 538 | 36.0 % | 338 | 185 | 1 | 14 |
| 171 PRECINCT 3253 | 1246 | 376 | 30.1 % | 238 | 134 | 1 | 3 |
| 172 PRECINCT 3258 | 1210 | 500 | 41.3 % | 308 | 188 | 0 | 4 |
| 173 PRECINCT 3259 | 1197 | 470 | 39.2 % | 323 | 142 | 1 | 4 |
| 174 PRECINCT 3263 | 1039 | 427 | 41.0 % | 263 | 157 | 0 | 7 |
| 175 PRECINCT 3268 | 704 | 211 | 29.9 % | 143 | 66 | 0 | 2 |
| 176 PRECINCT 3273 | 587 | 153 | 26.0 % | 108 | 43 | 0 | 2 |
| 177 PRECINCT 3274 | 926 | 265 | 28.6 % | 166 | 92 | 0 | 7 |
| 178 PRECINCT 3283 | 1166 | 298 | 25.5 % | 180 | 112 | 0 | 6 |
| 179 PRECINCT 3284 | 912 | 381 | 41.7 % | 242 | 133 | 1 | 5 |

METRO EXECUTIVE OFFICER

| | | | | | | |
|-----|-----|---|-----|---|---|---|
| R V | V C | T | M B | U | O | W |
| E D | O A | U | I U | N | V | R |
| G T | T S | R | K R | D | E | I |
| I E | E T | N | E T | E | R | T |
| S R | S | O | O | R | V | E |
| T S | | U | N | V | O | - |
| E | | T | | O | T | I |
| R | | | | T | E | N |
| E | | | | E | S | S |
| D | | | | S | | |

All Districts

| | | | | | | | |
|-------------------|------|-----|--------|-----|-----|---|----|
| 180 PRECINCT 3286 | 1283 | 595 | 46.3 % | 381 | 207 | 1 | 6 |
| 181 PRECINCT 3290 | 975 | 474 | 48.6 % | 311 | 158 | 1 | 4 |
| 182 PRECINCT 3292 | 835 | 369 | 44.1 % | 236 | 131 | 0 | 2 |
| 183 PRECINCT 3297 | 1249 | 352 | 28.1 % | 228 | 117 | 0 | 7 |
| 184 PRECINCT 3299 | 1031 | 284 | 27.5 % | 178 | 94 | 1 | 11 |
| 185 PRECINCT 3306 | 1223 | 498 | 40.7 % | 305 | 187 | 0 | 6 |
| 186 PRECINCT 3307 | 1249 | 446 | 35.7 % | 266 | 170 | 1 | 9 |
| 187 PRECINCT 3308 | 972 | 498 | 51.2 % | 300 | 193 | 0 | 5 |
| 188 PRECINCT 3309 | 1344 | 838 | 62.3 % | 528 | 309 | 0 | 1 |
| 189 PRECINCT 3310 | 1159 | 344 | 29.6 % | 213 | 122 | 2 | 7 |
| 190 PRECINCT 3311 | 1448 | 517 | 35.7 % | 314 | 191 | 1 | 11 |
| 191 PRECINCT 3312 | 1200 | 407 | 33.9 % | 277 | 122 | 0 | 8 |
| 192 PRECINCT 3314 | 792 | 306 | 38.6 % | 201 | 103 | 0 | 2 |
| 193 PRECINCT 3315 | 1264 | 325 | 25.7 % | 209 | 106 | 0 | 10 |
| 194 PRECINCT 3322 | 1590 | 604 | 37.9 % | 350 | 244 | 0 | 10 |
| 195 PRECINCT 3323 | 1061 | 448 | 42.2 % | 270 | 171 | 1 | 6 |
| 196 PRECINCT 3324 | 1206 | 473 | 39.2 % | 281 | 188 | 0 | 4 |
| 197 PRECINCT 3326 | 638 | 165 | 25.8 % | 103 | 56 | 0 | 6 |
| 198 PRECINCT 3327 | 859 | 276 | 32.1 % | 186 | 84 | 0 | 6 |
| 199 PRECINCT 3328 | 1341 | 457 | 34.0 % | 294 | 160 | 0 | 3 |
| 200 PRECINCT 3329 | 846 | 390 | 46.0 % | 209 | 175 | 1 | 5 |
| 201 PRECINCT 3330 | 1327 | 334 | 25.1 % | 187 | 144 | 0 | 3 |
| 202 PRECINCT 3332 | 1252 | 464 | 37.0 % | 266 | 189 | 0 | 9 |
| 203 PRECINCT 3336 | 856 | 284 | 33.1 % | 160 | 117 | 0 | 7 |
| 204 PRECINCT 3337 | 1033 | 352 | 34.0 % | 216 | 132 | 0 | 4 |
| 205 PRECINCT 3338 | 1071 | 271 | 25.3 % | 178 | 89 | 0 | 4 |
| 206 PRECINCT 3339 | 1167 | 443 | 37.9 % | 287 | 148 | 0 | 8 |
| 207 PRECINCT 4005 | 1226 | 325 | 26.5 % | 221 | 94 | 0 | 10 |
| 208 PRECINCT 4009 | 1257 | 382 | 30.3 % | 247 | 129 | 0 | 6 |
| 209 PRECINCT 4022 | 1333 | 316 | 23.7 % | 203 | 104 | 0 | 9 |
| 210 PRECINCT 4026 | 1335 | 367 | 27.4 % | 236 | 128 | 0 | 3 |
| 211 PRECINCT 4027 | 1232 | 405 | 32.8 % | 270 | 129 | 1 | 5 |
| 212 PRECINCT 4033 | 1275 | 409 | 32.0 % | 242 | 163 | 0 | 4 |
| 213 PRECINCT 4041 | 1071 | 393 | 36.6 % | 221 | 165 | 0 | 7 |
| 214 PRECINCT 4044 | 995 | 440 | 44.2 % | 284 | 151 | 0 | 5 |
| 215 PRECINCT 4048 | 1090 | 418 | 38.3 % | 244 | 169 | 1 | 4 |
| 216 PRECINCT 4049 | 1249 | 410 | 32.8 % | 266 | 141 | 0 | 3 |
| 217 PRECINCT 4064 | 1111 | 427 | 38.4 % | 270 | 155 | 0 | 2 |
| 218 PRECINCT 4065 | 1579 | 589 | 37.3 % | 364 | 210 | 0 | 15 |
| 219 PRECINCT 4068 | 1108 | 307 | 27.7 % | 197 | 107 | 0 | 3 |
| 220 PRECINCT 4085 | 1400 | 569 | 40.6 % | 335 | 230 | 1 | 3 |
| 221 PRECINCT 4092 | 1253 | 385 | 30.7 % | 224 | 158 | 0 | 3 |
| 222 PRECINCT 4106 | 732 | 259 | 35.3 % | 156 | 97 | 0 | 6 |
| 223 PRECINCT 4107 | 982 | 370 | 37.6 % | 217 | 144 | 1 | 8 |

METRO EXECUTIVE OFFICER

| | | | | | | |
|-----|-----|---|-----|---|---|---|
| R V | V C | T | M B | U | O | W |
| E O | O A | U | I U | N | V | R |
| G T | T S | R | K R | D | E | I |
| I E | E T | N | E T | E | R | T |
| S R | S | O | O | R | V | E |
| T S | | U | N | V | O | - |
| E | | T | | O | T | I |
| R | | | | T | E | N |
| E | | | | E | S | S |
| D | | | | S | | |

All Districts

| | | | | | | | | |
|-----|---------------|------|-----|--------|-----|-----|---|----|
| 224 | PRECINCT 4111 | 996 | 391 | 39.2 % | 240 | 146 | 0 | 5 |
| 225 | PRECINCT 4114 | 1189 | 500 | 42.0 % | 297 | 197 | 0 | 6 |
| 226 | PRECINCT 4117 | 1396 | 537 | 38.4 % | 332 | 199 | 0 | 6 |
| 227 | PRECINCT 4118 | 1169 | 436 | 37.2 % | 280 | 152 | 0 | 4 |
| 228 | PRECINCT 4125 | 1378 | 414 | 30.0 % | 259 | 150 | 1 | 4 |
| 229 | PRECINCT 4128 | 1439 | 391 | 27.1 % | 249 | 132 | 0 | 10 |
| 230 | PRECINCT 4131 | 159 | 524 | ERROR | 340 | 177 | 2 | 5 |
| 231 | PRECINCT 4132 | 151 | 494 | ERROR | 322 | 168 | 0 | 4 |
| 232 | PRECINCT 4143 | 1347 | 497 | 36.8 % | 318 | 175 | 0 | 4 |
| 233 | PRECINCT 4147 | 1262 | 442 | 35.0 % | 291 | 144 | 0 | 7 |
| 234 | PRECINCT 4152 | 1404 | 532 | 37.8 % | 341 | 185 | 0 | 6 |
| 235 | PRECINCT 4155 | 1391 | 474 | 34.0 % | 298 | 168 | 0 | 8 |
| 236 | PRECINCT 4156 | 1341 | 409 | 30.5 % | 272 | 128 | 0 | 9 |
| 237 | PRECINCT 4167 | 1364 | 478 | 35.0 % | 298 | 168 | 0 | 12 |
| 238 | PRECINCT 4176 | 1084 | 269 | 24.8 % | 175 | 87 | 0 | 7 |
| 239 | PRECINCT 4178 | 11 | 363 | ERROR | 222 | 128 | 0 | 13 |
| 240 | PRECINCT 4185 | 1452 | 368 | 25.3 % | 222 | 140 | 0 | 6 |
| 241 | PRECINCT 4190 | 884 | 305 | 34.5 % | 216 | 83 | 0 | 6 |
| 242 | PRECINCT 4196 | 1392 | 341 | 24.4 % | 230 | 105 | 0 | 6 |
| 243 | PRECINCT 4202 | 1443 | 423 | 29.3 % | 259 | 160 | 0 | 4 |
| 244 | PRECINCT 4208 | 1395 | 409 | 29.3 % | 267 | 134 | 0 | 8 |
| 245 | PRECINCT 4216 | 1599 | 390 | 24.3 % | 262 | 111 | 0 | 17 |
| 246 | PRECINCT 4221 | 1370 | 337 | 24.5 % | 235 | 100 | 0 | 2 |
| 247 | PRECINCT 4223 | 1117 | 338 | 30.2 % | 201 | 129 | 0 | 8 |
| 248 | PRECINCT 4228 | 1186 | 347 | 29.2 % | 240 | 98 | 0 | 9 |
| 249 | PRECINCT 4231 | 583 | 194 | 33.2 % | 128 | 59 | 0 | 7 |
| 250 | PRECINCT 4236 | 1052 | 316 | 30.0 % | 211 | 94 | 1 | 10 |
| 251 | PRECINCT 4240 | 778 | 223 | 28.6 % | 148 | 73 | 0 | 2 |
| 252 | PRECINCT 4242 | 1365 | 480 | 35.1 % | 296 | 172 | 2 | 10 |
| 253 | PRECINCT 4243 | 1155 | 354 | 30.6 % | 242 | 106 | 0 | 6 |
| 254 | PRECINCT 4244 | 922 | 408 | 44.2 % | 253 | 151 | 0 | 4 |
| 255 | PRECINCT 4246 | 200 | 380 | ERROR | 244 | 133 | 0 | 3 |
| 256 | PRECINCT 4248 | 229 | 383 | ERROR | 242 | 135 | 1 | 5 |
| 257 | PRECINCT 4250 | 1266 | 469 | 37.0 % | 271 | 188 | 0 | 10 |
| 258 | PRECINCT 4254 | 862 | 289 | 33.5 % | 176 | 110 | 0 | 3 |
| 259 | PRECINCT 4259 | 1469 | 651 | 44.3 % | 414 | 232 | 0 | 5 |
| 260 | PRECINCT 4264 | 1384 | 566 | 40.8 % | 344 | 219 | 0 | 3 |
| 261 | PRECINCT 4271 | 1016 | 474 | 46.6 % | 300 | 172 | 0 | 2 |
| 262 | PRECINCT 4278 | 1344 | 462 | 34.3 % | 267 | 191 | 0 | 4 |
| 263 | PRECINCT 4279 | 1330 | 441 | 33.1 % | 288 | 147 | 0 | 6 |
| 264 | PRECINCT 4282 | 1397 | 669 | 47.8 % | 426 | 238 | 0 | 5 |
| 265 | PRECINCT 4285 | 1449 | 447 | 30.8 % | 275 | 160 | 0 | 12 |
| 266 | PRECINCT 4295 | 1538 | 498 | 32.3 % | 321 | 168 | 2 | 7 |
| 267 | PRECINCT 4296 | 194 | 82 | 42.2 % | 50 | 32 | 0 | 0 |

METRO EXECUTIVE OFFICER

| | | | | | | |
|-----|-----|---|-----|---|---|---|
| R V | V C | T | M B | U | O | W |
| E O | O A | U | I U | N | V | R |
| G T | T S | R | K R | D | E | I |
| I E | E T | N | E T | E | R | T |
| S R | S | O | O | R | V | E |
| T S | | U | N | V | O | - |
| E | | T | | O | T | I |
| R | | | | T | E | N |
| E | | | | E | S | S |
| D | | | | S | | |

All Districts

| | | | | | | | | |
|-----|---------------|------|-----|--------|-----|-----|---|----|
| 268 | PRECINCT 4297 | 1470 | 369 | 25.1 % | 243 | 121 | 0 | 5 |
| 269 | PRECINCT 4298 | 1506 | 376 | 24.9 % | 234 | 133 | 1 | 8 |
| 270 | PRECINCT 4299 | 1166 | 259 | 22.2 % | 165 | 89 | 0 | 5 |
| 271 | PRECINCT 4307 | 1514 | 403 | 26.6 % | 210 | 183 | 0 | 10 |
| 272 | PRECINCT 4309 | 1058 | 351 | 33.1 % | 202 | 142 | 0 | 7 |
| 273 | PRECINCT 4313 | 1041 | 350 | 33.6 % | 208 | 138 | 0 | 4 |
| 274 | PRECINCT 4319 | 1370 | 511 | 37.2 % | 317 | 183 | 0 | 11 |
| 275 | PRECINCT 4320 | 667 | 147 | 22.0 % | 96 | 49 | 0 | 2 |
| 276 | PRECINCT 4324 | 1040 | 332 | 31.9 % | 210 | 117 | 0 | 5 |
| 277 | PRECINCT 4325 | 1447 | 453 | 31.3 % | 269 | 173 | 0 | 11 |
| 278 | PRECINCT 4329 | 716 | 219 | 30.5 % | 137 | 80 | 0 | 2 |
| 279 | PRECINCT 4330 | 855 | 184 | 21.5 % | 119 | 53 | 0 | 12 |
| 280 | PRECINCT 4333 | 1316 | 465 | 35.3 % | 299 | 156 | 1 | 9 |
| 281 | PRECINCT 4337 | 583 | 363 | 62.2 % | 219 | 137 | 0 | 7 |
| 282 | PRECINCT 4338 | 1013 | 237 | 23.3 % | 143 | 88 | 0 | 6 |
| 283 | PRECINCT 4339 | 1328 | 302 | 22.7 % | 216 | 83 | 0 | 3 |
| 284 | PRECINCT 4340 | 163 | 268 | ERROR | 193 | 70 | 0 | 5 |
| 285 | PRECINCT 4341 | 1010 | 321 | 31.7 % | 195 | 123 | 0 | 3 |
| 286 | PRECINCT 4342 | 1040 | 321 | 30.8 % | 195 | 121 | 0 | 5 |
| 287 | PRECINCT 4343 | 704 | 241 | 34.2 % | 135 | 103 | 0 | 3 |
| 288 | PRECINCT 4344 | 1200 | 371 | 30.9 % | 235 | 132 | 0 | 4 |
| 289 | PRECINCT 4345 | 703 | 242 | 34.4 % | 123 | 113 | 0 | 6 |
| 290 | PRECINCT 4346 | 842 | 187 | 22.2 % | 142 | 45 | 0 | 0 |
| 291 | PRECINCT 4347 | 836 | 253 | 30.2 % | 145 | 105 | 0 | 3 |
| 292 | PRECINCT 4348 | 1169 | 378 | 32.3 % | 203 | 164 | 0 | 11 |
| 293 | PRECINCT 4349 | 1172 | 479 | 40.8 % | 295 | 175 | 0 | 9 |
| 294 | PRECINCT 4350 | 1171 | 356 | 30.4 % | 228 | 124 | 0 | 4 |
| 295 | PRECINCT 4351 | 1544 | 376 | 24.3 % | 239 | 130 | 0 | 7 |
| 296 | PRECINCT 4352 | 1073 | 296 | 27.5 % | 185 | 103 | 0 | 8 |
| 297 | PRECINCT 4353 | 838 | 264 | 31.5 % | 154 | 102 | 0 | 8 |
| 298 | PRECINCT 4354 | 705 | 205 | 29.0 % | 120 | 81 | 0 | 4 |
| 299 | PRECINCT 4355 | 1323 | 418 | 31.5 % | 277 | 135 | 0 | 6 |
| 300 | PRECINCT 4356 | 1200 | 311 | 25.9 % | 191 | 113 | 0 | 7 |
| 301 | PRECINCT 4357 | 738 | 244 | 33.0 % | 145 | 96 | 0 | 3 |
| 302 | PRECINCT 4358 | 1236 | 396 | 32.0 % | 239 | 153 | 1 | 3 |
| 303 | PRECINCT 4359 | 988 | 335 | 33.9 % | 195 | 135 | 0 | 5 |
| 304 | PRECINCT 4360 | 1012 | 256 | 25.2 % | 154 | 98 | 0 | 4 |
| 305 | PRECINCT 4361 | 979 | 285 | 29.1 % | 163 | 113 | 0 | 9 |
| 306 | PRECINCT 5029 | 582 | 222 | 38.1 % | 123 | 96 | 0 | 3 |
| 307 | PRECINCT 5100 | 1295 | 316 | 24.4 % | 203 | 110 | 0 | 3 |
| 308 | PRECINCT 5101 | 1330 | 303 | 22.7 % | 192 | 109 | 0 | 2 |
| 309 | PRECINCT 5200 | 1062 | 308 | 29.0 % | 171 | 125 | 0 | 12 |
| 310 | PRECINCT 5201 | 1430 | 441 | 30.8 % | 234 | 193 | 0 | 14 |
| 311 | PRECINCT 5202 | 1368 | 419 | 30.6 % | 255 | 156 | 0 | 8 |

METRO EXECUTIVE OFFICER

| | | | | | | |
|-----|-----|---|-----|---|---|---|
| R V | V C | T | M B | U | O | W |
| E O | D A | U | I U | N | V | R |
| G T | T S | R | K R | D | E | I |
| I E | E T | N | E T | E | R | T |
| S R | S | O | O | R | V | E |
| T S | | U | N | V | O | - |
| E | | T | | O | T | I |
| R | | | | T | E | N |
| E | | | | E | S | S |
| D | | | | S | | |

All Districts

| | | | | | | | | |
|-----|---------------|------|-----|--------|-----|-----|---|----|
| 312 | PRECINCT 5203 | 1392 | 382 | 27.4 % | 199 | 176 | 0 | 7 |
| 313 | PRECINCT 5204 | 1475 | 435 | 29.4 % | 251 | 176 | 0 | 8 |
| 314 | PRECINCT 5300 | 855 | 236 | 27.6 % | 150 | 85 | 0 | 1 |
| 315 | PRECINCT 5301 | 715 | 156 | 21.8 % | 94 | 59 | 0 | 3 |
| 316 | PRECINCT 5401 | 311 | 134 | 43.0 % | 70 | 64 | 0 | 0 |
| 317 | PRECINCT 5424 | 437 | 139 | 31.8 % | 65 | 71 | 0 | 3 |
| 321 | PRECINCT 5551 | 85 | 30 | 35.2 % | 18 | 12 | 0 | 0 |
| 322 | PRECINCT 5602 | 499 | 162 | 32.4 % | 92 | 66 | 0 | 4 |
| 323 | PRECINCT 5603 | 447 | 160 | 35.7 % | 84 | 70 | 1 | 5 |
| 324 | PRECINCT 5604 | 735 | 283 | 38.5 % | 149 | 125 | 1 | 8 |
| 325 | PRECINCT 5605 | 586 | 205 | 34.9 % | 99 | 106 | 0 | 0 |
| 327 | PRECINCT 5805 | 1285 | 332 | 25.8 % | 210 | 117 | 0 | 5 |
| 328 | PRECINCT 5806 | 1295 | 288 | 22.2 % | 204 | 81 | 1 | 2 |
| 329 | PRECINCT 5809 | 1127 | 331 | 29.3 % | 182 | 139 | 1 | 9 |
| 330 | PRECINCT 5819 | 870 | 260 | 29.8 % | 159 | 95 | 0 | 6 |
| 331 | PRECINCT 5820 | 1063 | 315 | 29.6 % | 185 | 125 | 0 | 5 |
| 332 | PRECINCT 5823 | 986 | 351 | 35.5 % | 193 | 154 | 0 | 4 |
| 333 | PRECINCT 5824 | 1240 | 406 | 32.7 % | 248 | 155 | 0 | 3 |
| 334 | PRECINCT 5825 | 1435 | 464 | 32.3 % | 278 | 181 | 0 | 5 |
| 335 | PRECINCT 5828 | 1479 | 409 | 27.6 % | 250 | 154 | 0 | 5 |
| 336 | PRECINCT 5829 | 861 | 325 | 37.7 % | 174 | 146 | 0 | 5 |
| 337 | PRECINCT 5840 | 1538 | 397 | 25.8 % | 241 | 147 | 0 | 9 |
| 338 | PRECINCT 5842 | 1311 | 463 | 35.3 % | 239 | 222 | 0 | 2 |
| 339 | PRECINCT 5843 | 950 | 270 | 28.4 % | 162 | 103 | 0 | 5 |
| 340 | PRECINCT 5845 | 1180 | 268 | 22.7 % | 163 | 98 | 0 | 7 |
| 341 | PRECINCT 5846 | 985 | 309 | 31.3 % | 182 | 121 | 0 | 6 |
| 342 | PRECINCT 5850 | 638 | 188 | 29.4 % | 114 | 71 | 0 | 3 |
| 343 | PRECINCT 5851 | 1219 | 387 | 31.7 % | 251 | 135 | 0 | 1 |
| 344 | PRECINCT 5853 | 1260 | 445 | 35.3 % | 270 | 171 | 0 | 4 |
| 345 | PRECINCT 5854 | 886 | 244 | 27.5 % | 143 | 99 | 0 | 2 |
| 346 | PRECINCT 5855 | 1521 | 469 | 30.8 % | 254 | 211 | 0 | 4 |
| 347 | PRECINCT 5857 | 1261 | 307 | 24.3 % | 182 | 119 | 0 | 6 |
| 348 | PRECINCT 5858 | 1322 | 334 | 25.2 % | 217 | 112 | 0 | 5 |
| 349 | PRECINCT 5859 | 887 | 204 | 22.9 % | 131 | 72 | 0 | 1 |
| 350 | PRECINCT 5860 | 1112 | 325 | 29.2 % | 194 | 125 | 0 | 6 |
| 351 | PRECINCT 5861 | 1427 | 476 | 33.3 % | 299 | 169 | 0 | 8 |
| 352 | PRECINCT 5864 | 1210 | 364 | 30.0 % | 210 | 149 | 0 | 5 |
| 353 | PRECINCT 5865 | 985 | 285 | 28.9 % | 160 | 120 | 0 | 5 |
| 354 | PRECINCT 5866 | 1442 | 490 | 33.9 % | 251 | 229 | 0 | 10 |
| 355 | PRECINCT 5867 | 381 | 76 | 19.9 % | 48 | 26 | 0 | 2 |
| 356 | PRECINCT 5868 | 1214 | 335 | 27.5 % | 209 | 121 | 0 | 5 |
| 357 | PRECINCT 5869 | 864 | 293 | 33.9 % | 160 | 129 | 0 | 4 |
| 358 | PRECINCT 5870 | 1077 | 249 | 23.1 % | 154 | 90 | 0 | 5 |
| 359 | PRECINCT 5871 | 1194 | 290 | 24.2 % | 182 | 103 | 0 | 5 |

METRO EXECUTIVE OFFICER

| | | | | | | | |
|---|---|---|---|---|---|---|---|
| R | V | V | T | M | U | O | W |
| E | O | O | U | I | N | V | R |
| G | A | A | R | U | D | E | I |
| T | T | T | R | K | R | E | R |
| S | S | S | N | R | E | R | T |
| R | S | S | O | E | E | V | E |
| T | | | U | T | R | O | - |
| S | | | T | N | V | T | I |
| E | | | | | O | E | N |
| R | | | | | T | S | S |
| E | | | | | E | | |
| D | | | | | S | | |

All Districts

| | | | | | | | |
|-------------------|------|-----|--------|-----|-----|---|---|
| 360 PRECINCT 5872 | 938 | 219 | 23.3 % | 144 | 71 | 0 | 4 |
| 361 PRECINCT 5873 | 1269 | 321 | 25.2 % | 196 | 119 | 0 | 6 |
| 362 PRECINCT 5874 | 982 | 198 | 20.1 % | 130 | 59 | 0 | 9 |
| 363 PRECINCT 5875 | 751 | 195 | 25.9 % | 121 | 72 | 0 | 2 |
| 364 PRECINCT 5876 | 1301 | 444 | 34.1 % | 252 | 187 | 0 | 5 |
| 365 PRECINCT 5900 | 1012 | 338 | 33.3 % | 195 | 134 | 0 | 9 |
| 366 PRECINCT 5901 | 855 | 257 | 30.0 % | 133 | 120 | 0 | 4 |
| 367 PRECINCT 5902 | 626 | 191 | 30.5 % | 114 | 68 | 0 | 9 |

All Districts

| | | | | | | |
|--------|--------|--------|-------|-------|----|------|
| 365336 | 124377 | 34.0 % | 77573 | 44865 | 58 | 1881 |
|--------|--------|--------|-------|-------|----|------|

ACE TOTALS

| | | | | | | |
|--------|--------|--------|-------|-------|----|------|
| 365336 | 124377 | 34.0 % | 77573 | 44865 | 58 | 1881 |
|--------|--------|--------|-------|-------|----|------|

Certificate

I certify that the votes recorded on this abstract correctly summarize the tally of votes cast at the election indicated.

Vicki K. Ervin
 Vicki K. Ervin, Director of Elections
 Multnomah County, Oregon

**** OFFICIAL STATEMENT OF THE BIENNIAL PRIMARY ELECTION ON MAY 19, 1998****
 METRO EXECUTIVE OFFICER

Page Number 137.001.001

REGISTERED VOTERS
 TURNOUT
 TURNOUT PERCENTAGE
 MIKE BURTON
 METRO EXECUTIVE OFFICER

| | | | | |
|-----------------------|--------|-------|-------|-------|
| 268 BETHANY BAPT CH | 988 | 263 | 26.6% | 127 |
| 269 MONTCLAIR SCHOOL | 582 | 251 | 43.1% | 135 |
| 270 VBM | 50 | 12 | 24.0% | 5 |
| 271 BROWN JR HIGH | 873 | 228 | 26.1% | 119 |
| **** T O T A L S **** | 210316 | 69356 | 32.9% | 32361 |

5/28/98 14:41:41
** OFFICIAL CANVASS WITH OVER AND UNDER VOTES **

CLACKAMAS COUNTY
PRIMARY ELECTION
MAY 19 1998

I, JOHN KAUFFMAN, COUNTY CLERK, CERTIFY THAT THE VOTES * BY : * DATE OF ABSTRACT : *
RECORDED ON THIS ABSTRACT CORRECTLY SUMMARIZE THE * * * JUN 4 1998 *
RESULT OF VOTES CAST AT THE ELECTION INDICATED. * * *

John Kaufman

METRO EXECUTIVE OFFICER
A -- MIKE BURTON

METRO AUDITOR
B -- ALEXIS DOW

| Precinct | A | under | total | B | under | total |
|----------|--------|--------|--------|--------|--------|--------|
| 0551 | 176 | 243 | 419 | 166 | 253 | 419 |
| 0552 | 210 | 230 | 440 | 206 | 234 | 440 |
| 0553 | 93 | 83 | 176 | 92 | 84 | 176 |
| 0555 | 283 | 310 | 593 | 260 | 333 | 593 |
| 0560 | 150 | 239 | 389 | 141 | 248 | 389 |
| 0561 | 32 | 77 | 109 | 29 | 80 | 109 |
| 0562 | 6 | 9 | 15 | 6 | 9 | 15 |
| 0563 | 177 | 190 | 367 | 165 | 202 | 367 |
| 0568 | 35 | 49 | 84 | 32 | 52 | 84 |
| 0587 | 12 | 33 | 45 | 14 | 31 | 45 |
| TOTAL | 21,527 | 24,800 | 46,327 | 20,158 | 26,169 | 46,327 |

METRO EXECUTIVE OFFICER

MISCELLANEOUS WRITE-INS 21

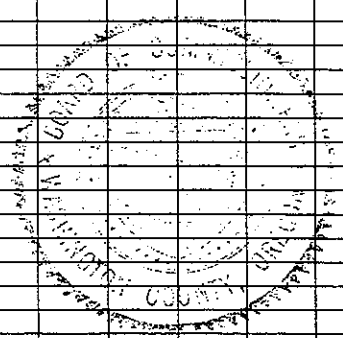
METRO AUDITOR

MISCELLANEOUS WRITE-INS 6

**** OFFICIAL STATEMENT OF THE BIENNIAL PRIMARY ELECTION ON MAY 19, 1998****
METRO COUNCILOR DIST 4

Page Number 144.001.001

| | REG I S T E R E D V O T E R S | T U R N O U T | T U R N O U T P E R C E N T A G E | M E T R O C O U N C I L O R D I S T 4 | S U S A N M C C L A I N C O U N C I L O R D I S T 4 | | | | | | | | | | | | | | | | | | |
|--------------------------|--|---------------------------------|---|---|--|--|--|--|--|--|--|--|--|--|--|--|--|--|--|--|--|--|--|
| 008 TERRA LINDA SCH | 771 | 357 | 46.3% | | 151 | | | | | | | | | | | | | | | | | | |
| 010 KINNAMAN SCHOOL | 896 | 318 | 35.4% | | 132 | | | | | | | | | | | | | | | | | | |
| 013 WITCH HAZEL SCH | 405 | 175 | 43.2% | | 31 | | | | | | | | | | | | | | | | | | |
| 021 MT VIEW MIDDLE SCH | 944 | 252 | 26.6% | | 112 | | | | | | | | | | | | | | | | | | |
| 022 BUTTERNUT CREEK | 1221 | 397 | 32.5% | | 163 | | | | | | | | | | | | | | | | | | |
| 023 BUTTERNUT CREEK | 1365 | 406 | 29.7% | | 176 | | | | | | | | | | | | | | | | | | |
| 059 ALOHA PK SCHOOL | 1092 | 264 | 24.1% | | 143 | | | | | | | | | | | | | | | | | | |
| 070 RIDGEWOOD SCHOOL | 1020 | 510 | 50.0% | | 223 | | | | | | | | | | | | | | | | | | |
| 073 W WALKER SCHOOL | 706 | 315 | 44.6% | | 147 | | | | | | | | | | | | | | | | | | |
| 074 CEDAR PARK MIDDLE | 473 | 198 | 41.8% | | 77 | | | | | | | | | | | | | | | | | | |
| 076 TERRA LINDA SCH | 550 | 144 | 26.1% | | 68 | | | | | | | | | | | | | | | | | | |
| 077 CEDAR HILLS REC | 1160 | 476 | 41.0% | | 244 | | | | | | | | | | | | | | | | | | |
| 078 BARNES SCHOOL | 932 | 303 | 32.5% | | 140 | | | | | | | | | | | | | | | | | | |
| 079 BEAVER ACRE SCH | 980 | 337 | 34.3% | | 152 | | | | | | | | | | | | | | | | | | |
| 080 MEADOW PARK MIDDLE | 1136 | 347 | 30.5% | | 161 | | | | | | | | | | | | | | | | | | |
| 081 MCKINLEY SCHOOL | 577 | 189 | 32.7% | | 86 | | | | | | | | | | | | | | | | | | |
| 082 PRINCE OF PEACE | 1090 | 239 | 21.9% | | 103 | | | | | | | | | | | | | | | | | | |
| 083 CHRIST UNI METH CHUR | 1663 | 601 | 36.1% | | 246 | | | | | | | | | | | | | | | | | | |
| 084 CEDAR MILL SCH | 534 | 219 | 41.0% | | 103 | | | | | | | | | | | | | | | | | | |
| 085 CEDAR MILL SCH | 944 | 416 | 44.0% | | 168 | | | | | | | | | | | | | | | | | | |
| 086 W TUALATIN VIEW | 759 | 246 | 32.4% | | 114 | | | | | | | | | | | | | | | | | | |
| 087 W TUALATIN VIEW | 1155 | 529 | 45.8% | | 222 | | | | | | | | | | | | | | | | | | |
| 088 CHRIST UNI METH CHUR | 1092 | 445 | 40.7% | | 207 | | | | | | | | | | | | | | | | | | |
| 089 ST ANDREW LUTHERAN C | 1229 | 390 | 31.7% | | 206 | | | | | | | | | | | | | | | | | | |
| 090 CEDAR PARK MIDDLE | 1201 | 484 | 40.2% | | 244 | | | | | | | | | | | | | | | | | | |
| 091 INDIAN HLS SCH | 888 | 238 | 26.8% | | 106 | | | | | | | | | | | | | | | | | | |
| 096 ALOHA CHURCH OF GOD | 1005 | 260 | 25.8% | | 113 | | | | | | | | | | | | | | | | | | |
| 097 HERITAGE VL CTR | 1293 | 380 | 29.3% | | 188 | | | | | | | | | | | | | | | | | | |
| 102 DAVID HILL SCH | 830 | 247 | 29.7% | | 127 | | | | | | | | | | | | | | | | | | |
| 103 HILLSBORO LIB | 913 | 270 | 29.5% | | 131 | | | | | | | | | | | | | | | | | | |
| 104 BROOKWOOD SCH | 1297 | 579 | 44.6% | | 240 | | | | | | | | | | | | | | | | | | |
| 105 JACKSON SCHOOL | 2022 | 732 | 36.2% | | 275 | | | | | | | | | | | | | | | | | | |
| 106 PUBLIC SERVICES BLDG | 1082 | 370 | 34.1% | | 168 | | | | | | | | | | | | | | | | | | |
| 107 POYNTER JR HIGH | 543 | 160 | 29.4% | | 63 | | | | | | | | | | | | | | | | | | |
| 108 HILLS PRESBYT CHURCH | 1351 | 457 | 33.8% | | 191 | | | | | | | | | | | | | | | | | | |
| 109 W HENRY SCHOOL | 943 | 337 | 35.7% | | 157 | | | | | | | | | | | | | | | | | | |
| 110 ECHO SHAW SCH | 1169 | 404 | 34.5% | | 196 | | | | | | | | | | | | | | | | | | |
| 111 CORN GRADE SCH | 1055 | 346 | 32.7% | | 158 | | | | | | | | | | | | | | | | | | |
| 113 UNITED METH CH | 1031 | 395 | 38.3% | | 189 | | | | | | | | | | | | | | | | | | |
| 114 N ARMSTRONG SCH | 1382 | 529 | 38.2% | | 253 | | | | | | | | | | | | | | | | | | |
| 115 FG HIGH SCHOOL | 1303 | 467 | 35.8% | | 233 | | | | | | | | | | | | | | | | | | |
| 116 1ST CHRISTIAN | 674 | 179 | 26.5% | | 86 | | | | | | | | | | | | | | | | | | |
| 117 JOSEPH GALE SCH | 1212 | 372 | 30.6% | | 183 | | | | | | | | | | | | | | | | | | |
| 120 BEAVER ACRE SCH | 699 | 87 | 12.4% | | 29 | | | | | | | | | | | | | | | | | | |
| 122 JOSEPH GALE SCH | 818 | 308 | 37.6% | | 78 | | | | | | | | | | | | | | | | | | |
| 123 TUAL VALLEY ACA | 720 | 169 | 23.4% | | 68 | | | | | | | | | | | | | | | | | | |
| 124 DILLEY BIBLE CHURCH | 1095 | 394 | 35.9% | | 0 | | | | | | | | | | | | | | | | | | |
| 126 INDIAN HLS SCH | 571 | 131 | 22.9% | | 54 | | | | | | | | | | | | | | | | | | |
| 127 GALES CREEK SCH | 752 | 283 | 37.6% | | 4 | | | | | | | | | | | | | | | | | | |
| 130 T MCCALL UPPER ELEM | 248 | 121 | 48.7% | | 28 | | | | | | | | | | | | | | | | | | |
| 131 BETHLEHEM LUTHERAN C | 1189 | 312 | 26.2% | | 143 | | | | | | | | | | | | | | | | | | |
| 132 ALOHA CHRISTIAN CHUR | 958 | 371 | 38.7% | | 207 | | | | | | | | | | | | | | | | | | |
| 133 ORENCO PRESB CH | 327 | 133 | 40.6% | | 49 | | | | | | | | | | | | | | | | | | |
| 134 EVERGREEN JR HI | 637 | 278 | 43.6% | | 2 | | | | | | | | | | | | | | | | | | |
| 138 TERRA LINDA SCH | 666 | 271 | 40.6% | | 107 | | | | | | | | | | | | | | | | | | |
| 139 BETHANY SCHOOL | 881 | 298 | 33.8% | | 139 | | | | | | | | | | | | | | | | | | |
| 140 ROCK CREEK SCH | 1015 | 308 | 30.3% | | 133 | | | | | | | | | | | | | | | | | | |
| 144 T MCCALL UPPER ELEM | 1456 | 608 | 41.7% | | 287 | | | | | | | | | | | | | | | | | | |
| 146 BETHANY BAPT CH | 1361 | 618 | 45.4% | | 265 | | | | | | | | | | | | | | | | | | |
| 147 ROCK CREEK SCH | 758 | 327 | 43.1% | | 132 | | | | | | | | | | | | | | | | | | |



METRO COUNCILOR DIST. 2

| | | | | | | | | |
|-----|-----|---|-----|-----|-----|---|---|---|
| R V | V C | T | B A | E G | J J | U | O | W |
| E O | D A | U | I T | D R | D A | N | V | R |
| G T | T S | R | L H | O | H C | D | E | I |
| I E | E T | N | L E | N | N K | E | R | T |
| S R | S | O | R | K | L | R | V | E |
| T S | | U | T | E | E | V | D | - |
| E | | T | O | | Y | O | T | I |
| R | | | N | | | T | E | N |
| E | | | | | | E | S | S |
| D | | | | | | S | | |

All Districts

| | | | | | | | | | |
|-------------------|------|-----|--------|-----|-----|----|-----|---|---|
| 004 PRECINCT 0141 | 54 | 23 | 42.5 % | 11 | 3 | 2 | 7 | 0 | 0 |
| 088 PRECINCT 1400 | 1376 | 453 | 32.9 % | 217 | 68 | 46 | 118 | 2 | 2 |
| 089 PRECINCT 1402 | 440 | 200 | 45.4 % | 84 | 31 | 28 | 57 | 0 | 0 |
| <hr/> | | | | | | | | | |
| All Districts | 1870 | 676 | 36.1 % | 312 | 102 | 76 | 182 | 2 | 2 |
| <hr/> | | | | | | | | | |
| RACE TOTALS | 1870 | 676 | 36.1 % | 312 | 102 | 76 | 182 | 2 | 2 |

Certificate

I certify that the votes recorded on this abstract correctly summarize the tally of votes cast at the election indicated.

Vicki K. Ervin
 Vicki K. Ervin, Director of Elections
 Multnomah County, Oregon

CLACKAMAS COUNTY
PRIMARY ELECTION
MAY 19, 1998

I, JOHN KAUFFMAN, COUNTY CLERK, CERTIFY THAT THE VOTES ** BY: * DATE OF ABSTRACT: *
RECORDED ON THIS ABSTRACT CORRECTLY SUMMARIZE THE * * * JUN 4 1998 *
RESULT OF VOTES CAST AT THE ELECTION INDICATED. *****

John Kaufman

METRO (2) COUNCILOR ZONE 2

- A -- BILL AHERTON
- B -- JOHN JACKLEY
- C -- ED GRONKE

| Precinct | A | B | C | over | under | total |
|----------|-----|-----|-----|------|-------|-------|
| 0001 | 119 | 85 | 83 | 1 | 173 | 461 |
| 0002 | 132 | 78 | 70 | 3 | 196 | 479 |
| 0003 | 94 | 80 | 67 | 2 | 146 | 389 |
| 0005 | 54 | 38 | 44 | 3 | 129 | 268 |
| 0006 | 107 | 83 | 77 | 3 | 258 | 530 |
| 0007 | 160 | 133 | 130 | 3 | 361 | 787 |
| 0008 | 104 | 96 | 105 | 3 | 270 | 578 |
| 0009 | 56 | 33 | 33 | 3 | 105 | 249 |
| 0010 | 113 | 13 | 9 | 0 | 16 | 51 |
| 0011 | 43 | 28 | 20 | 1 | 64 | 156 |
| 0031 | 53 | 31 | 47 | 1 | 85 | 221 |
| 0032 | 37 | 45 | 38 | 2 | 109 | 231 |
| 0033 | 136 | 119 | 105 | 3 | 265 | 628 |
| 0034 | 128 | 99 | 115 | 3 | 240 | 585 |
| 0038 | 96 | 53 | 52 | 0 | 164 | 365 |
| 0039 | 120 | 115 | 113 | 3 | 229 | 580 |
| 0090 | 0 | 0 | 0 | 0 | 0 | 0 |
| 0094 | 2 | 0 | 1 | 0 | 4 | 7 |
| 0096 | 146 | 146 | 83 | 7 | 426 | 808 |
| 0130 | 123 | 127 | 67 | 0 | 148 | 465 |
| 0131 | 150 | 148 | 86 | 5 | 197 | 486 |
| 0132 | 131 | 157 | 71 | 1 | 170 | 520 |
| 0134 | 150 | 148 | 88 | 5 | 235 | 626 |
| 0135 | 125 | 101 | 40 | 2 | 162 | 430 |
| 0136 | 161 | 106 | 40 | 3 | 155 | 465 |
| 0137 | 0 | 3 | 2 | 0 | 4 | 9 |
| 0138 | 127 | 149 | 77 | 4 | 194 | 551 |
| 0139 | 131 | 131 | 70 | 1 | 175 | 533 |
| 0140 | 88 | 65 | 37 | 3 | 106 | 299 |
| 0151 | 213 | 50 | 80 | 6 | 243 | 592 |
| 0152 | 149 | 49 | 54 | 3 | 192 | 447 |
| 0153 | 138 | 48 | 46 | 4 | 196 | 402 |
| 0154 | 126 | 45 | 48 | 2 | 198 | 418 |
| 0155 | 227 | 82 | 83 | 2 | 331 | 625 |
| 0157 | 97 | 32 | 28 | 2 | 138 | 297 |
| 0158 | 174 | 68 | 60 | 5 | 200 | 507 |
| 0159 | 197 | 75 | 82 | 2 | 203 | 562 |
| 0160 | 183 | 54 | 62 | 2 | 195 | 496 |
| 0162 | 209 | 85 | 71 | 4 | 221 | 590 |
| 0163 | 231 | 75 | 124 | 7 | 208 | 645 |
| 0164 | 168 | 52 | 156 | 7 | 167 | 450 |

5/28/98 14:41:48
** OFFICIAL CANVASS WITH OVER AND UNDER VOTES **

CLACKAMAS COUNTY
PRIMARY ELECTION
MAY 19, 1998

I, JOHN KAUFFMAN, COUNTY CLERK, CERTIFY THAT THE VOTES ** DATE OF ABSTRACT : **
RECORDED ON THIS ABSTRACT CORRECTLY SUMMARIZE THE ** * JUN 4 1998 *
RESULT OF VOTES CAST AT THE ELECTION INDICATED *****

John Kaufman

METRO (2) COUNCILOR ZONE 2

A -- BILL AHERTON
B -- JOHN JACKLEY
C -- ED GRONKE

| Precinct | A | B | C | over | under | total |
|----------|-----|-----|----|------|-------|-------|
| 0165 | 172 | 60 | 59 | 3 | 181 | 475 |
| 0166 | 176 | 60 | 41 | 2 | 227 | 539 |
| 0167 | 157 | 49 | 41 | 3 | 152 | 401 |
| 0169 | 54 | 32 | 32 | 3 | 87 | 208 |
| 0170 | 3 | 2 | 0 | 0 | 0 | 5 |
| 0300 | 111 | 51 | 50 | 2 | 145 | 359 |
| 0301 | 175 | 92 | 76 | 2 | 183 | 528 |
| 0303 | 37 | 28 | 17 | 0 | 55 | 137 |
| 0305 | 13 | 7 | 8 | 1 | 19 | 48 |
| 0306 | 8 | 2 | 2 | 1 | 9 | 21 |
| 0313 | 76 | 18 | 26 | 0 | 54 | 174 |
| 0326 | 127 | 105 | 48 | 1 | 190 | 481 |
| 0327 | 123 | 102 | 49 | 1 | 188 | 463 |
| 0328 | 77 | 8 | 3 | 1 | 12 | 31 |
| 0390 | 77 | 82 | 54 | 1 | 232 | 446 |
| 0394 | 79 | 66 | 32 | 0 | 165 | 342 |
| 0401 | 109 | 88 | 59 | 4 | 251 | 511 |
| 0403 | 47 | 52 | 35 | 0 | 136 | 270 |
| 0405 | 43 | 52 | 25 | 1 | 156 | 293 |
| 0407 | 325 | 30 | 9 | 1 | 63 | 128 |
| 0411 | 103 | 88 | 64 | 4 | 232 | 491 |
| 0412 | 75 | 72 | 35 | 2 | 180 | 364 |
| 0413 | 52 | 59 | 30 | 0 | 117 | 312 |
| 0414 | 69 | 47 | 38 | 4 | 181 | 359 |
| 0422 | 19 | 26 | 16 | 0 | 54 | 115 |
| 0441 | 23 | 20 | 16 | 1 | 25 | 85 |
| 0442 | 86 | 75 | 49 | 3 | 175 | 388 |
| 0443 | 86 | 87 | 46 | 6 | 184 | 409 |
| 0444 | 84 | 47 | 47 | 2 | 211 | 409 |
| 0445 | 125 | 65 | 59 | 3 | 173 | 481 |
| 0451 | 0 | 121 | 0 | 0 | 0 | 1 |
| 0480 | 69 | 61 | 41 | 0 | 162 | 340 |
| 0490 | 2 | 0 | 0 | 0 | 0 | 2 |
| 0491 | 22 | 27 | 27 | 1 | 36 | 112 |
| 0492 | 5 | 11 | 3 | 0 | 15 | 32 |
| 0503 | 71 | 85 | 60 | 3 | 208 | 429 |
| 0505 | 100 | 94 | 98 | 3 | 235 | 530 |
| 0506 | 61 | 52 | 51 | 0 | 114 | 278 |
| 0507 | 78 | 56 | 62 | 0 | 149 | 346 |
| 0521 | 81 | 79 | 71 | 1 | 181 | 414 |
| 0522 | 84 | 33 | 39 | 1 | 149 | 306 |

 I, JOHN KAUFFMAN, COUNTY CLERK, CERTIFY THAT THE VOTES ** BY :
 RECORDED ON THIS ABSTRACT CORRECTLY SUMMARIZE THE
 RESULT OF VOTES CAST AT THE ELECTION INDICATED

 DATE OF ABSTRACT :
 JUN 4 1998

John Kauffman

METRO (2) COUNCILOR ZONE 2

A -- BILL ATHERTON
 B -- JOHN JACKLEY
 C -- ED GRONKE

| Precinct | A | B | C | over | under | total |
|----------|-------|-------|-------|------|--------|--------|
| 0523 | 36 | 26 | 34 | 2 | 93 | 191 |
| 0525 | 101 | 72 | 123 | 6 | 176 | 427 |
| 0526 | 87 | 78 | 81 | 3 | 215 | 506 |
| 0530 | 110 | 90 | 75 | 2 | 172 | 501 |
| 0531 | 100 | 45 | 59 | 5 | 113 | 442 |
| 0532 | 68 | 67 | 89 | 2 | 193 | 287 |
| 0533 | 75 | 39 | 73 | 5 | 157 | 429 |
| 0538 | 61 | 54 | 58 | 1 | 132 | 331 |
| 0549 | 75 | 54 | 88 | 1 | 128 | 320 |
| 0550 | 120 | 65 | 113 | 8 | 228 | 541 |
| 0551 | 77 | 73 | 58 | 3 | 161 | 419 |
| 0552 | 118 | 34 | 27 | 0 | 185 | 470 |
| 0553 | 150 | 122 | 110 | 3 | 262 | 756 |
| 0555 | 116 | 66 | 51 | 4 | 203 | 593 |
| 0560 | 65 | 23 | 9 | 0 | 69 | 389 |
| 0561 | 8 | 3 | 2 | 1 | 7 | 109 |
| 0562 | 2 | 76 | 50 | 1 | 157 | 15 |
| 0563 | 81 | 18 | 9 | 3 | 34 | 367 |
| 0568 | 21 | 3 | 5 | 2 | 30 | 84 |
| 0587 | 7 | | | 0 | | 45 |
| TOTAL | 9,218 | 6,441 | 5,320 | 243 | 15,353 | 36,575 |

METRO COUNCILOR, ZONE 2


MISCELLANEOUS WRITE-INS 4

**** OFFICIAL STATEMENT OF THE BIENNIAL PRIMARY ELECTION ON MAY 19, 1998****
 METRO COUNCILOR DIST 2

Page Number 143.001.001

| REGISTRED VOTERS | TURNOUT | TURNOUT PERCENTAGE | BILL ATHERTON METRO COUNCILOR DIST 2 | JOHN JACKLEY METRO COUNCILOR DIST 2 | ED GRONKE METRO COUNCILOR DIST 2 | | | | | | | | | | | | | |
|------------------|---------|--------------------|--|---|--|--|--|--|--|--|--|--|--|--|--|--|--|--|
|------------------|---------|--------------------|--|---|--|--|--|--|--|--|--|--|--|--|--|--|--|--|

| | | | | | | | | | | | | | | | | | | |
|------------------|----|---|-------|---|---|---|--|--|--|--|--|--|--|--|--|--|--|--|
| 263 VBM | 4 | 2 | 50.0% | 0 | 2 | 0 | | | | | | | | | | | | |
| 265 VBM | 23 | 4 | 17.3% | 2 | 0 | 0 | | | | | | | | | | | | |
| **** TOTALS **** | 27 | 6 | 22.2% | 2 | 2 | 0 | | | | | | | | | | | | |



METRO COUNCILOR DIST. 1

| | | | | | | | |
|-----|-----|---|-----|-----|---|---|---|
| R V | V C | T | R M | R P | U | O | W |
| E O | D A | U | U C | O A | N | V | R |
| G T | T S | R | T F | D R | D | E | I |
| I E | E T | N | H A | K | E | R | T |
| S R | S | O | R | | R | V | E |
| T S | | U | L | | V | O | - |
| E | | T | A | | O | T | I |
| R | | | N | | T | E | N |
| E | | | D | | E | S | S |
| D | | | | | S | | |

All Districts

| | | | | | | | | |
|-------------------|------|-----|--------|-----|-----|-----|---|---|
| 013 PRECINCT 0432 | 228 | 44 | 19.2 % | 21 | 13 | 10 | 0 | 0 |
| 014 PRECINCT 0433 | 251 | 55 | 21.9 % | 19 | 24 | 11 | 0 | 1 |
| 017 PRECINCT 0521 | 67 | 18 | 26.8 % | 6 | 8 | 4 | 0 | 0 |
| 019 PRECINCT 0542 | 16 | 3 | 18.7 % | 0 | 3 | 0 | 0 | 0 |
| 020 PRECINCT 0543 | 22 | 4 | 18.1 % | 1 | 2 | 0 | 0 | 1 |
| 021 PRECINCT 0546 | 66 | 7 | 10.6 % | 0 | 4 | 3 | 0 | 0 |
| 022 PRECINCT 0547 | 2 | 0 | 0.0 % | 0 | 0 | 0 | 0 | 0 |
| 024 PRECINCT 0590 | 68 | 7 | 10.2 % | 3 | 2 | 2 | 0 | 0 |
| 026 PRECINCT 0603 | 0 | 0 | 0.0 % | 0 | 0 | 0 | 0 | 0 |
| 188 PRECINCT 3309 | 1344 | 838 | 62.3 % | 335 | 388 | 114 | 1 | 0 |
| 194 PRECINCT 3322 | 1590 | 604 | 37.9 % | 263 | 243 | 92 | 2 | 4 |
| 198 PRECINCT 3327 | 859 | 276 | 32.1 % | 121 | 101 | 52 | 0 | 2 |
| 199 PRECINCT 3328 | 1341 | 457 | 34.0 % | 200 | 188 | 67 | 1 | 1 |
| 200 PRECINCT 3329 | 846 | 390 | 46.0 % | 156 | 173 | 60 | 0 | 1 |
| 201 PRECINCT 3330 | 1327 | 334 | 25.1 % | 136 | 137 | 60 | 1 | 0 |
| 202 PRECINCT 3332 | 1252 | 464 | 37.0 % | 196 | 187 | 80 | 0 | 1 |
| 203 PRECINCT 3336 | 856 | 284 | 33.1 % | 135 | 102 | 44 | 1 | 2 |
| 204 PRECINCT 3337 | 1033 | 352 | 34.0 % | 156 | 135 | 58 | 0 | 3 |
| 272 PRECINCT 4309 | 1058 | 351 | 33.1 % | 146 | 134 | 69 | 0 | 2 |
| 273 PRECINCT 4313 | 1041 | 350 | 33.6 % | 133 | 152 | 64 | 0 | 1 |
| 276 PRECINCT 4324 | 1040 | 332 | 31.9 % | 155 | 128 | 48 | 0 | 1 |
| 277 PRECINCT 4325 | 1447 | 453 | 31.3 % | 211 | 167 | 74 | 0 | 1 |
| 278 PRECINCT 4329 | 716 | 219 | 30.5 % | 104 | 66 | 48 | 0 | 1 |
| 279 PRECINCT 4330 | 855 | 184 | 21.5 % | 85 | 68 | 29 | 0 | 2 |
| 280 PRECINCT 4333 | 1316 | 465 | 35.3 % | 202 | 180 | 79 | 0 | 4 |
| 281 PRECINCT 4337 | 583 | 189 | 32.4 % | 78 | 79 | 31 | 0 | 1 |
| 282 PRECINCT 4338 | 1013 | 237 | 23.3 % | 106 | 93 | 37 | 0 | 1 |
| 284 PRECINCT 4340 | 163 | 34 | 20.8 % | 19 | 13 | 2 | 0 | 0 |
| 285 PRECINCT 4341 | 1010 | 321 | 31.7 % | 128 | 116 | 73 | 2 | 2 |
| 287 PRECINCT 4343 | 704 | 241 | 34.2 % | 102 | 85 | 50 | 2 | 2 |
| 288 PRECINCT 4344 | 1200 | 371 | 30.9 % | 179 | 131 | 58 | 0 | 3 |
| 289 PRECINCT 4345 | 703 | 242 | 34.4 % | 110 | 93 | 39 | 0 | 0 |
| 290 PRECINCT 4346 | 842 | 187 | 22.2 % | 90 | 75 | 22 | 0 | 0 |
| 291 PRECINCT 4347 | 836 | 253 | 30.2 % | 104 | 107 | 41 | 1 | 0 |
| 292 PRECINCT 4348 | 1169 | 378 | 32.3 % | 169 | 147 | 58 | 1 | 3 |
| 294 PRECINCT 4350 | 1171 | 356 | 30.4 % | 174 | 127 | 53 | 1 | 1 |
| 295 PRECINCT 4351 | 1544 | 376 | 24.3 % | 163 | 146 | 64 | 0 | 3 |
| 296 PRECINCT 4352 | 1073 | 296 | 27.5 % | 133 | 113 | 47 | 0 | 3 |
| 297 PRECINCT 4353 | 838 | 264 | 31.5 % | 96 | 117 | 45 | 0 | 6 |
| 298 PRECINCT 4354 | 705 | 205 | 29.0 % | 95 | 84 | 25 | 0 | 1 |
| 299 PRECINCT 4355 | 1323 | 418 | 31.5 % | 175 | 172 | 67 | 1 | 3 |
| 300 PRECINCT 4356 | 1200 | 311 | 25.9 % | 137 | 123 | 46 | 2 | 3 |
| 301 PRECINCT 4357 | 738 | 244 | 33.0 % | 109 | 89 | 46 | 0 | 0 |
| 302 PRECINCT 4358 | 1236 | 396 | 32.0 % | 153 | 186 | 53 | 2 | 2 |

METRO COUNCILOR DIST. 1

| | | | | | | | |
|-----|-----|---|-----|-----|---|---|---|
| R V | V C | T | R M | R P | U | O | W |
| E O | O A | U | U C | O A | N | V | R |
| G T | T S | R | T F | D R | D | E | I |
| I E | E T | N | H A | K | E | R | T |
| S R | S | O | R | | R | V | E |
| T S | | U | L | | V | D | - |
| E | | T | A | | O | T | I |
| R | | | N | | T | E | N |
| E | | | D | | E | S | S |
| D | | | | | S | | |

All Districts

| | | | | | | | | |
|-------------------|------|-----|--------|-----|-----|-----|---|---|
| 303 PRECINCT 4359 | 988 | 335 | 33.9 % | 122 | 139 | 72 | 1 | 1 |
| 304 PRECINCT 4360 | 1012 | 256 | 25.2 % | 132 | 85 | 37 | 0 | 2 |
| 305 PRECINCT 4361 | 979 | 285 | 29.1 % | 127 | 99 | 56 | 0 | 3 |
| 307 PRECINCT 5100 | 1295 | 316 | 24.4 % | 132 | 150 | 33 | 0 | 1 |
| 308 PRECINCT 5101 | 1330 | 303 | 22.7 % | 112 | 151 | 40 | 0 | 0 |
| 309 PRECINCT 5200 | 1062 | 300 | 29.0 % | 111 | 140 | 47 | 0 | 2 |
| 310 PRECINCT 5201 | 1430 | 441 | 30.8 % | 151 | 182 | 103 | 1 | 4 |
| 311 PRECINCT 5202 | 1368 | 419 | 30.6 % | 157 | 189 | 69 | 0 | 4 |
| 312 PRECINCT 5203 | 1392 | 382 | 27.4 % | 153 | 143 | 83 | 0 | 3 |
| 313 PRECINCT 5204 | 1475 | 435 | 29.4 % | 171 | 179 | 81 | 0 | 4 |
| 314 PRECINCT 5300 | 855 | 236 | 27.6 % | 105 | 97 | 34 | 0 | 0 |
| 315 PRECINCT 5301 | 715 | 156 | 21.8 % | 74 | 56 | 26 | 0 | 0 |
| 316 PRECINCT 5401 | 311 | 134 | 43.0 % | 62 | 50 | 22 | 0 | 0 |
| 317 PRECINCT 5424 | 437 | 139 | 31.8 % | 39 | 75 | 25 | 0 | 0 |
| 321 PRECINCT 5551 | 85 | 30 | 35.2 % | 17 | 12 | 1 | 0 | 0 |
| 322 PRECINCT 5602 | 499 | 162 | 32.4 % | 48 | 85 | 26 | 1 | 2 |
| 323 PRECINCT 5603 | 447 | 160 | 35.7 % | 41 | 93 | 23 | 0 | 3 |
| 324 PRECINCT 5604 | 735 | 283 | 38.5 % | 63 | 185 | 32 | 0 | 3 |
| 325 PRECINCT 5605 | 586 | 205 | 34.9 % | 62 | 105 | 37 | 1 | 0 |
| 327 PRECINCT 5805 | 1285 | 332 | 25.8 % | 149 | 140 | 41 | 1 | 1 |
| 328 PRECINCT 5806 | 1295 | 288 | 22.2 % | 151 | 101 | 35 | 0 | 1 |
| 329 PRECINCT 5809 | 1127 | 331 | 29.3 % | 139 | 137 | 48 | 1 | 6 |
| 330 PRECINCT 5819 | 870 | 260 | 29.8 % | 116 | 106 | 37 | 0 | 1 |
| 331 PRECINCT 5820 | 1063 | 315 | 29.6 % | 128 | 128 | 56 | 0 | 3 |
| 332 PRECINCT 5823 | 986 | 351 | 35.5 % | 125 | 176 | 48 | 0 | 2 |
| 333 PRECINCT 5824 | 1240 | 406 | 32.7 % | 133 | 217 | 52 | 2 | 2 |
| 334 PRECINCT 5825 | 1435 | 464 | 32.3 % | 180 | 224 | 54 | 1 | 5 |
| 335 PRECINCT 5828 | 1479 | 409 | 27.6 % | 163 | 193 | 52 | 1 | 0 |
| 336 PRECINCT 5829 | 861 | 325 | 37.7 % | 104 | 174 | 45 | 0 | 2 |
| 337 PRECINCT 5840 | 1538 | 397 | 25.8 % | 152 | 192 | 48 | 2 | 3 |
| 338 PRECINCT 5842 | 1311 | 463 | 35.3 % | 164 | 224 | 74 | 1 | 0 |
| 339 PRECINCT 5843 | 950 | 270 | 28.4 % | 115 | 107 | 44 | 1 | 3 |
| 340 PRECINCT 5845 | 1180 | 268 | 22.7 % | 110 | 128 | 28 | 1 | 1 |
| 341 PRECINCT 5846 | 985 | 309 | 31.3 % | 81 | 176 | 50 | 0 | 2 |
| 342 PRECINCT 5850 | 638 | 188 | 29.4 % | 84 | 81 | 21 | 0 | 2 |
| 343 PRECINCT 5851 | 1219 | 387 | 31.7 % | 158 | 164 | 63 | 1 | 1 |
| 344 PRECINCT 5853 | 1260 | 445 | 35.3 % | 168 | 196 | 78 | 1 | 2 |
| 345 PRECINCT 5854 | 886 | 244 | 27.5 % | 95 | 116 | 29 | 1 | 3 |
| 346 PRECINCT 5855 | 1521 | 469 | 30.8 % | 142 | 231 | 96 | 0 | 0 |
| 347 PRECINCT 5857 | 1261 | 307 | 24.3 % | 96 | 160 | 49 | 0 | 2 |
| 348 PRECINCT 5858 | 1322 | 334 | 25.2 % | 146 | 139 | 46 | 2 | 1 |
| 349 PRECINCT 5859 | 887 | 204 | 22.9 % | 76 | 96 | 31 | 1 | 0 |
| 350 PRECINCT 5860 | 1112 | 325 | 29.2 % | 117 | 155 | 53 | 0 | 0 |
| 351 PRECINCT 5861 | 1427 | 476 | 33.3 % | 171 | 219 | 81 | 1 | 4 |

METRO COUNCILOR DIST. 1

| | | | | | | | |
|-----|-----|---|-----|-----|---|---|---|
| R V | V C | T | R M | R P | U | O | W |
| E D | D A | U | U C | D A | N | V | R |
| G T | T S | R | T F | D R | D | E | I |
| I E | E T | N | H A | K | E | R | T |
| S R | S | O | R | | R | V | E |
| T S | | U | L | | V | D | - |
| E | | T | A | | O | T | I |
| R | | | N | | T | E | N |
| E | | | D | | E | S | S |
| D | | | | | S | | |

All Districts

| | | | | | | | | |
|-------------------|------|-----|--------|-----|-----|----|---|---|
| 352 PRECINCT 5864 | 1210 | 364 | 30.0 % | 127 | 177 | 58 | 1 | 1 |
| 353 PRECINCT 5865 | 985 | 285 | 28.9 % | 108 | 118 | 56 | 0 | 3 |
| 354 PRECINCT 5866 | 1442 | 490 | 33.9 % | 160 | 252 | 77 | 0 | 1 |
| 355 PRECINCT 5867 | 381 | 76 | 19.9 % | 36 | 28 | 11 | 0 | 1 |
| 356 PRECINCT 5868 | 1214 | 335 | 27.5 % | 138 | 141 | 54 | 0 | 2 |
| 357 PRECINCT 5869 | 864 | 293 | 33.9 % | 104 | 134 | 54 | 0 | 1 |
| 358 PRECINCT 5870 | 1077 | 249 | 23.1 % | 98 | 112 | 38 | 0 | 1 |
| 359 PRECINCT 5871 | 1194 | 290 | 24.2 % | 109 | 145 | 33 | 1 | 2 |
| 360 PRECINCT 5872 | 938 | 219 | 23.3 % | 94 | 94 | 29 | 1 | 1 |
| 361 PRECINCT 5873 | 1269 | 321 | 25.2 % | 160 | 98 | 58 | 1 | 4 |
| 362 PRECINCT 5874 | 982 | 198 | 20.1 % | 83 | 88 | 23 | 0 | 4 |
| 363 PRECINCT 5875 | 751 | 195 | 25.9 % | 78 | 81 | 32 | 1 | 3 |
| 364 PRECINCT 5876 | 1301 | 444 | 34.1 % | 141 | 233 | 65 | 3 | 2 |
| 365 PRECINCT 5900 | 1012 | 338 | 33.3 % | 123 | 160 | 51 | 0 | 4 |
| 366 PRECINCT 5901 | 855 | 257 | 30.0 % | 95 | 110 | 50 | 0 | 2 |
| 367 PRECINCT 5902 | 626 | 191 | 30.5 % | 95 | 66 | 24 | 0 | 6 |

| | | | | | | | | |
|---------------|-------|-------|--------|-------|-------|------|----|-----|
| All Districts | 98932 | 29907 | 30.2 % | 11995 | 12941 | 4744 | 48 | 179 |
|---------------|-------|-------|--------|-------|-------|------|----|-----|

| | | | | | | | | |
|-------------|-------|-------|--------|-------|-------|------|----|-----|
| RACE TOTALS | 98932 | 29907 | 30.2 % | 11995 | 12941 | 4744 | 48 | 179 |
|-------------|-------|-------|--------|-------|-------|------|----|-----|

Certificate

I certify that the votes recorded on this abstract correctly summarize the tally of votes cast at the election indicated.

Vicki K. Ervin
 Vicki K. Ervin, Director of Elections
 Multnomah County, Oregon

METRO COUNCILOR DIST. 2

| | | | | | | | | |
|-----|-----|---|-----|-----|-----|---|---|---|
| R V | V C | T | B A | E G | J J | U | O | W |
| E O | O A | U | I T | D R | O A | N | V | R |
| G T | T S | R | L H | O | H C | D | E | I |
| I E | E T | N | L E | N | N K | E | R | T |
| S R | S | O | R | K | L | R | V | E |
| T S | | U | T | E | E | V | O | - |
| E | | T | O | | Y | O | T | I |
| R | | | N | | | T | E | N |
| E | | | | | | E | S | S |
| D | | | | | | S | | |

All Districts

| | | | | | | | | | |
|-------------------|------|-----|--------|-----|-----|----|-----|---|---|
| 004 PRECINCT 0141 | 54 | 23 | 42.5 % | 11 | 3 | 2 | 7 | 0 | 0 |
| 008 PRECINCT 1400 | 1376 | 453 | 32.9 % | 217 | 68 | 46 | 118 | 2 | 2 |
| 009 PRECINCT 1402 | 440 | 200 | 45.4 % | 84 | 31 | 28 | 57 | 0 | 0 |
| All Districts | 1870 | 676 | 36.1 % | 312 | 102 | 76 | 182 | 2 | 2 |
| RACE TOTALS | 1870 | 676 | 36.1 % | 312 | 102 | 76 | 182 | 2 | 2 |

Certificate

I certify that the votes recorded on this abstract correctly summarize the tally of votes cast at the election indicated.

Vicki K. Ervin
 Vicki K. Ervin, Director of Elections
 Multnomah County, Oregon

METRO COUNCILOR DIST. 7

| | | | | | | | | | | | |
|---|---|--|---|---|---|---|---|---|---|---|---|
| R | V | | T | D | L | G | S | C | U | O | W |
| E | O | | U | B | C | A | A | H | N | V | R |
| G | A | | R | A | I | A | I | A | D | E | I |
| T | T | | R | V | Z | R | M | A | E | R | T |
| I | S | | N | A | L | E | L | R | R | V | E |
| S | E | | O | I | I | Y | I | T | E | O | - |
| R | T | | U | G | S | | S | L | R | T | E |
| T | S | | T | D | O | L | P | I | V | O | I |
| E | | | | O | S | Y | E | S | O | T | N |
| R | | | | N | O | N | | H | T | E | S |
| E | | | | | N | D | | . | E | S | |
| D | | | | | | D | | | | | |
| | | | | | | N | | (| | | |
| | | | | | | | | C | | | |
| | | | | | | | | H | | | |
| | | | | | | | | U | | | |
| | | | | | | | | C | | | |
| | | | | | | | | K | | | |
| | | | | | | | |) | | | |

All Districts

| | | | | | | | | | | | | |
|-----|---------------|------|-----|--------|-----|-----|----|----|-----|-----|---|---|
| 005 | PRECINCT 0151 | 15 | 6 | 40.0 % | 5 | 0 | 0 | 0 | 1 | 0 | 0 | 0 |
| 006 | PRECINCT 0156 | 80 | 35 | 43.7 % | 14 | 9 | 2 | 0 | 7 | 3 | 0 | 0 |
| 012 | PRECINCT 0424 | 82 | 41 | 50.0 % | 24 | 1 | 1 | 4 | 6 | 5 | 0 | 0 |
| 043 | PRECINCT 1143 | 988 | 515 | 52.1 % | 255 | 55 | 12 | 10 | 93 | 84 | 3 | 3 |
| 045 | PRECINCT 1156 | 1390 | 729 | 52.4 % | 381 | 43 | 15 | 25 | 123 | 137 | 3 | 2 |
| 046 | PRECINCT 1160 | 723 | 327 | 45.2 % | 139 | 39 | 10 | 18 | 49 | 70 | 2 | 0 |
| 047 | PRECINCT 1164 | 424 | 220 | 51.8 % | 115 | 11 | 9 | 3 | 40 | 42 | 0 | 0 |
| 048 | PRECINCT 1170 | 1013 | 528 | 52.1 % | 262 | 41 | 14 | 15 | 106 | 87 | 2 | 1 |
| 049 | PRECINCT 1173 | 1329 | 731 | 55.0 % | 335 | 82 | 27 | 30 | 105 | 140 | 2 | 2 |
| 050 | PRECINCT 1177 | 562 | 160 | 28.4 % | 59 | 33 | 4 | 12 | 23 | 27 | 0 | 2 |
| 051 | PRECINCT 1179 | 534 | 212 | 39.7 % | 95 | 39 | 8 | 13 | 17 | 39 | 0 | 1 |
| 052 | PRECINCT 1183 | 1242 | 331 | 26.6 % | 155 | 55 | 18 | 10 | 34 | 57 | 1 | 1 |
| 053 | PRECINCT 1186 | 1411 | 745 | 52.7 % | 312 | 109 | 32 | 32 | 113 | 147 | 0 | 0 |
| 054 | PRECINCT 1189 | 1358 | 526 | 38.7 % | 198 | 86 | 20 | 32 | 76 | 113 | 1 | 0 |
| 055 | PRECINCT 1200 | 1494 | 592 | 39.6 % | 266 | 82 | 18 | 38 | 82 | 105 | 1 | 0 |
| 056 | PRECINCT 1205 | 1230 | 357 | 29.0 % | 113 | 73 | 10 | 29 | 39 | 92 | 0 | 1 |
| 057 | PRECINCT 1206 | 1342 | 465 | 34.6 % | 160 | 120 | 20 | 28 | 49 | 85 | 2 | 1 |
| 058 | PRECINCT 1211 | 802 | 338 | 42.1 % | 167 | 40 | 21 | 19 | 35 | 53 | 2 | 1 |
| 059 | PRECINCT 1213 | 706 | 217 | 30.7 % | 86 | 33 | 3 | 13 | 34 | 48 | 0 | 0 |
| 060 | PRECINCT 1215 | 1412 | 632 | 44.7 % | 261 | 120 | 19 | 35 | 69 | 125 | 1 | 2 |
| 061 | PRECINCT 1220 | 1230 | 441 | 35.8 % | 115 | 100 | 21 | 35 | 71 | 99 | 0 | 0 |
| 062 | PRECINCT 1222 | 1254 | 521 | 41.5 % | 234 | 76 | 35 | 30 | 49 | 95 | 1 | 1 |
| 063 | PRECINCT 1223 | 953 | 430 | 45.1 % | 131 | 67 | 25 | 25 | 64 | 116 | 1 | 1 |
| 064 | PRECINCT 1224 | 1408 | 738 | 52.4 % | 297 | 83 | 33 | 30 | 124 | 167 | 2 | 2 |
| 065 | PRECINCT 1225 | 978 | 460 | 47.0 % | 187 | 57 | 23 | 21 | 62 | 108 | 2 | 0 |
| 066 | PRECINCT 1226 | 1134 | 532 | 46.9 % | 206 | 67 | 21 | 20 | 85 | 132 | 1 | 0 |
| 067 | PRECINCT 1229 | 1025 | 438 | 42.7 % | 133 | 98 | 23 | 33 | 58 | 92 | 1 | 0 |
| 068 | PRECINCT 1230 | 1345 | 579 | 43.0 % | 169 | 123 | 27 | 43 | 81 | 132 | 3 | 1 |
| 069 | PRECINCT 1232 | 1352 | 621 | 45.9 % | 189 | 163 | 27 | 31 | 79 | 127 | 2 | 3 |
| 070 | PRECINCT 1233 | 1149 | 601 | 52.3 % | 197 | 157 | 24 | 27 | 75 | 118 | 0 | 3 |
| 071 | PRECINCT 1236 | 867 | 357 | 41.1 % | 111 | 74 | 25 | 22 | 50 | 72 | 3 | 0 |
| 072 | PRECINCT 1238 | 1157 | 359 | 31.0 % | 112 | 69 | 13 | 31 | 59 | 68 | 1 | 6 |
| 074 | PRECINCT 1244 | 1309 | 522 | 39.8 % | 144 | 106 | 38 | 42 | 68 | 123 | 1 | 0 |
| 075 | PRECINCT 1245 | 1424 | 559 | 39.2 % | 168 | 115 | 34 | 44 | 69 | 127 | 1 | 1 |
| 076 | PRECINCT 1246 | 904 | 376 | 41.5 % | 149 | 53 | 19 | 11 | 56 | 88 | 0 | 0 |
| 077 | PRECINCT 1248 | 1042 | 476 | 45.6 % | 186 | 101 | 22 | 25 | 43 | 98 | 0 | 1 |

METRO COUNCILOR DIST. 7

| RV ED GT IE SR TS E R E D | VC OA TS ET S | T U R N O U T | DB AR VA IG DD O N | LC IA ZL L I S O N | GD AY RE Y L Y N D O N | SG AI ML L I S P I E | CM HA AR RT LI EN S H (C H U C K) | U N D E R V O T E S | O V E R V O T E S | W R I T E - I N S |
|--|---------------------------|---------------------------------|--------------------------------------|---|---|--|---|--|---|---|
|--|---------------------------|---------------------------------|--------------------------------------|---|---|--|---|--|---|---|

All Districts

| | | | | | | | | | | | |
|-------------------|------|-----|--------|-----|-----|----|----|----|-----|---|---|
| 078 PRECINCT 1250 | 933 | 346 | 37.0 % | 116 | 61 | 13 | 26 | 51 | 76 | 0 | 3 |
| 079 PRECINCT 1252 | 662 | 232 | 35.0 % | 63 | 45 | 15 | 19 | 41 | 47 | 2 | 0 |
| 080 PRECINCT 1253 | 573 | 260 | 45.3 % | 109 | 46 | 11 | 11 | 30 | 53 | 0 | 0 |
| 091 PRECINCT 1254 | 640 | 244 | 38.1 % | 67 | 54 | 15 | 18 | 32 | 56 | 1 | 1 |
| 092 PRECINCT 1255 | 692 | 325 | 46.9 % | 102 | 78 | 15 | 12 | 45 | 72 | 0 | 1 |
| 086 PRECINCT 1315 | 0 | 0 | 0.0 % | 0 | 0 | 0 | 0 | 0 | 0 | 0 | 0 |
| 089 PRECINCT 1402 | 0 | 0 | 0.0 % | 0 | 0 | 0 | 0 | 0 | 0 | 0 | 0 |
| 095 PRECINCT 1515 | 1062 | 578 | 54.4 % | 267 | 40 | 23 | 17 | 94 | 135 | 2 | 0 |
| 096 PRECINCT 1546 | 1127 | 499 | 44.2 % | 213 | 48 | 23 | 28 | 76 | 109 | 0 | 2 |
| 176 PRECINCT 3273 | 587 | 153 | 26.0 % | 52 | 32 | 6 | 13 | 20 | 28 | 0 | 2 |
| 177 PRECINCT 3274 | 926 | 265 | 28.6 % | 99 | 59 | 14 | 22 | 17 | 53 | 0 | 1 |
| 178 PRECINCT 3283 | 1166 | 298 | 25.5 % | 113 | 67 | 14 | 21 | 19 | 62 | 1 | 1 |
| 207 PRECINCT 4005 | 1226 | 325 | 26.5 % | 120 | 67 | 14 | 25 | 38 | 56 | 3 | 2 |
| 208 PRECINCT 4009 | 1257 | 382 | 30.3 % | 168 | 56 | 11 | 38 | 29 | 74 | 4 | 2 |
| 209 PRECINCT 4022 | 1333 | 316 | 23.7 % | 108 | 79 | 11 | 19 | 27 | 68 | 1 | 3 |
| 210 PRECINCT 4026 | 1335 | 367 | 27.4 % | 130 | 82 | 18 | 37 | 43 | 56 | 1 | 0 |
| 211 PRECINCT 4027 | 1232 | 405 | 32.8 % | 166 | 81 | 22 | 38 | 36 | 60 | 0 | 2 |
| 212 PRECINCT 4033 | 1275 | 409 | 32.0 % | 192 | 76 | 18 | 31 | 27 | 63 | 0 | 2 |
| 213 PRECINCT 4041 | 1071 | 393 | 36.6 % | 160 | 48 | 13 | 22 | 47 | 99 | 0 | 4 |
| 214 PRECINCT 4044 | 995 | 440 | 44.2 % | 178 | 70 | 13 | 27 | 43 | 104 | 1 | 4 |
| 215 PRECINCT 4048 | 1090 | 418 | 38.3 % | 150 | 77 | 14 | 35 | 56 | 85 | 0 | 1 |
| 216 PRECINCT 4049 | 1249 | 410 | 32.8 % | 167 | 70 | 13 | 29 | 42 | 88 | 1 | 0 |
| 217 PRECINCT 4064 | 1111 | 427 | 38.4 % | 161 | 73 | 13 | 42 | 35 | 99 | 2 | 2 |
| 218 PRECINCT 4065 | 1579 | 589 | 37.3 % | 211 | 111 | 31 | 57 | 61 | 117 | 0 | 1 |
| 219 PRECINCT 4068 | 1108 | 307 | 27.7 % | 126 | 62 | 7 | 24 | 29 | 58 | 0 | 1 |
| 222 PRECINCT 4106 | 732 | 259 | 35.3 % | 78 | 53 | 14 | 14 | 30 | 66 | 1 | 3 |
| 223 PRECINCT 4107 | 982 | 370 | 37.5 % | 154 | 53 | 19 | 33 | 27 | 79 | 1 | 4 |
| 230 PRECINCT 4131 | 159 | 26 | 16.3 % | 6 | 7 | 2 | 5 | 4 | 2 | 0 | 0 |
| 231 PRECINCT 4132 | 151 | 31 | 20.5 % | 6 | 8 | 2 | 4 | 7 | 4 | 0 | 0 |
| 232 PRECINCT 4143 | 1347 | 497 | 36.8 % | 216 | 90 | 8 | 44 | 44 | 93 | 2 | 0 |
| 233 PRECINCT 4147 | 1262 | 442 | 35.0 % | 155 | 99 | 10 | 37 | 58 | 77 | 0 | 6 |
| 237 PRECINCT 4167 | 1364 | 478 | 35.0 % | 129 | 95 | 37 | 55 | 74 | 84 | 2 | 2 |
| 239 PRECINCT 4178 | 11 | 4 | 36.3 % | 1 | 0 | 2 | 0 | 1 | 0 | 0 | 0 |
| 247 PRECINCT 4223 | 1117 | 338 | 30.2 % | 150 | 56 | 14 | 34 | 34 | 48 | 1 | 1 |
| 248 PRECINCT 4228 | 1186 | 347 | 29.2 % | 114 | 75 | 10 | 42 | 41 | 61 | 0 | 4 |
| 249 PRECINCT 4231 | 583 | 194 | 33.2 % | 60 | 45 | 9 | 15 | 27 | 37 | 0 | 1 |

METRO COUNCILOR DIST. 7

| | | | | | | | | | | | |
|---|---|---|---|---|---|---|---|---|---|---|---|
| R | V | V | T | D | L | G | S | C | U | D | W |
| E | O | C | U | B | C | D | G | M | N | V | R |
| G | A | O | A | A | I | A | A | H | A | E | I |
| T | T | A | R | R | A | I | I | A | R | R | T |
| I | S | T | R | V | Z | R | M | A | R | D | E |
| E | E | E | N | A | L | E | L | R | T | E | R |
| S | T | T | O | I | I | Y | I | L | I | R | V |
| R | S | S | U | D | I | | S | E | N | V | O |
| T | | | T | O | S | L | S | P | S | O | T |
| E | | | | N | O | Y | P | S | O | T | E |
| R | | | | | N | N | I | | | E | S |
| E | | | | | N | D | E | H | E | S | S |
| D | | | | | N | O | E | . | S | S | S |
| | | | | | | | | (| | | |
| | | | | | | | | C | | | |
| | | | | | | | | H | | | |
| | | | | | | | | U | | | |
| | | | | | | | | C | | | |
| | | | | | | | | C | | | |
| | | | | | | | | K | | | |
| | | | | | | | |) | | | |

All Districts

| | | | | | | | | | | | |
|-------------------|-------|-------|--------|-------|------|------|------|------|------|----|-----|
| 250 PRECINCT 4236 | 1052 | 316 | 30.0 % | 86 | 60 | 21 | 44 | 45 | 57 | 0 | 3 |
| 251 PRECINCT 4240 | 778 | 223 | 28.6 % | 63 | 40 | 17 | 29 | 27 | 46 | 0 | 1 |
| 252 PRECINCT 4242 | 1365 | 480 | 35.1 % | 192 | 88 | 24 | 28 | 60 | 85 | 1 | 2 |
| 253 PRECINCT 4243 | 1155 | 354 | 30.6 % | 129 | 53 | 12 | 38 | 63 | 57 | 0 | 2 |
| 254 PRECINCT 4244 | 922 | 408 | 44.2 % | 154 | 51 | 23 | 44 | 66 | 68 | 1 | 1 |
| 255 PRECINCT 4246 | 200 | 73 | 36.5 % | 17 | 17 | 4 | 7 | 14 | 14 | 0 | 0 |
| 256 PRECINCT 4248 | 229 | 69 | 30.1 % | 18 | 16 | 1 | 13 | 13 | 8 | 0 | 0 |
| 258 PRECINCT 4254 | 862 | 289 | 33.5 % | 150 | 25 | 8 | 14 | 27 | 64 | 1 | 0 |
| 259 PRECINCT 4259 | 1469 | 651 | 44.3 % | 234 | 85 | 42 | 71 | 107 | 111 | 0 | 1 |
| 260 PRECINCT 4264 | 1384 | 566 | 40.8 % | 294 | 67 | 22 | 34 | 68 | 79 | 0 | 2 |
| 261 PRECINCT 4271 | 1016 | 474 | 46.6 % | 217 | 73 | 15 | 25 | 50 | 94 | 0 | 0 |
| 264 PRECINCT 4282 | 1397 | 669 | 47.8 % | 370 | 55 | 18 | 39 | 76 | 110 | 0 | 1 |
| 265 PRECINCT 4285 | 1449 | 447 | 30.8 % | 143 | 96 | 22 | 31 | 64 | 90 | 0 | 1 |
| 266 PRECINCT 4295 | 1538 | 498 | 32.3 % | 209 | 89 | 21 | 27 | 70 | 81 | 1 | 0 |
| 267 PRECINCT 4296 | 194 | 82 | 42.2 % | 23 | 14 | 11 | 9 | 8 | 17 | 0 | 0 |
| 286 PRECINCT 4342 | 1040 | 321 | 30.8 % | 123 | 69 | 10 | 25 | 27 | 66 | 0 | 1 |
| 293 PRECINCT 4349 | 1172 | 479 | 40.8 % | 166 | 97 | 27 | 43 | 44 | 99 | 1 | 2 |
| All Districts | 87013 | 33490 | 38.4 % | 13025 | 5638 | 1445 | 2251 | 4308 | 6644 | 70 | 109 |
| RACE TOTALS | 87013 | 33490 | 38.4 % | 13025 | 5638 | 1445 | 2251 | 4308 | 6644 | 70 | 109 |

Certificate


I certify that the votes recorded on this abstract correctly summarize the tally of votes cast at the election indicated.

Vicki K. Ervin
 Vicki K. Ervin, Director of Elections
 Multnomah County, Oregon

**** OFFICIAL STATEMENT OF THE BIENNIAL PRIMARY ELECTION ON MAY 19, 1998****
 METRO COUNCILOR DIST 7

Page Number 147.001.001

| | REGISTERED VOTERS | TURNOUT | TURNOUT PERCENTAGE | CHARLES METRO COUNCILOR DIST 7 (CHUCK) MARTIN | METRO COUNCILOR DIST 7 GARY LYNDON DYE | METRO COUNCILOR DIST 7 DAVID BRAGDON | METRO COUNCILOR DIST 7 LIZ CALLISON | METRO COUNCILOR DIST 7 SAM GILLISPIE |
|----------------------|-------------------|---------|--------------------|---|--|--------------------------------------|-------------------------------------|--------------------------------------|
| 063 RALEIGH HLS SCH | 939 | 360 | 38.3% | 3 | 0 | 6 | 4 | 1 |
| 065 VALLEY COMM CH | 931 | 437 | 46.9% | 19 | 2 | 42 | 21 | 15 |
| 066 RALEIGH PK SCH | 318 | 130 | 40.8% | 18 | 8 | 29 | 16 | 7 |
| 069 W SYLVAN SCHOOL | 673 | 327 | 48.5% | 45 | 11 | 98 | 39 | 29 |
| 092 RALEIGH PK SCH | 1343 | 637 | 47.4% | 70 | 19 | 153 | 73 | 28 |
| 093 MONTCLAIR SCH | 617 | 223 | 36.1% | 0 | 0 | 0 | 0 | 0 |
| 198 RIDGEWOOD SCH | 695 | 290 | 41.7% | 4 | 2 | 8 | 6 | 3 |
| 209 VBM | 65 | 17 | 26.1% | 5 | 0 | 3 | 1 | 2 |
| 233 VBM | 272 | 74 | 27.2% | 8 | 0 | 15 | 17 | 3 |
| 269 MONTCLAIR SCHOOL | 582 | 251 | 43.1% | 10 | 9 | 36 | 13 | 7 |
| **** TOTALS **** | 6435 | 2746 | 42.6% | 182 | 51 | 390 | 190 | 95 |



METRO AUDITOR

| | | | | | | |
|-----|-----|---|-----|---|---|---|
| R V | V C | T | A D | U | O | W |
| E O | O A | U | L O | N | V | R |
| G T | T S | R | E W | D | E | I |
| I E | E T | N | X | E | R | T |
| S R | S | O | I | R | V | E |
| T S | | U | S | V | O | - |
| E | | T | | O | T | I |
| R | | | | T | E | N |
| E | | | | E | S | S |
| D | | | | S | | |

All Districts

| | | | | | | | |
|-------------------|------|-----|--------|-----|-----|---|---|
| 001 PRECINCT 0102 | 1390 | 506 | 36.4 % | 284 | 221 | 0 | 1 |
| 002 PRECINCT 0103 | 13 | 5 | 38.4 % | 4 | 1 | 0 | 0 |
| 003 PRECINCT 0104 | 13 | 7 | 53.8 % | 3 | 4 | 0 | 0 |
| 004 PRECINCT 0141 | 54 | 23 | 42.5 % | 13 | 10 | 0 | 0 |
| 005 PRECINCT 0151 | 15 | 6 | 40.0 % | 5 | 1 | 0 | 0 |
| 006 PRECINCT 0156 | 80 | 35 | 43.7 % | 24 | 11 | 0 | 0 |
| 008 PRECINCT 0158 | 191 | 91 | 47.6 % | 51 | 40 | 0 | 0 |
| 009 PRECINCT 0159 | 145 | 72 | 49.6 % | 38 | 34 | 0 | 0 |
| 010 PRECINCT 0300 | 31 | 8 | 25.8 % | 3 | 5 | 0 | 0 |
| 011 PRECINCT 0332 | 217 | 41 | 18.8 % | 21 | 19 | 0 | 1 |
| 012 PRECINCT 0424 | 82 | 41 | 50.0 % | 20 | 21 | 0 | 0 |
| 013 PRECINCT 0432 | 228 | 44 | 19.2 % | 25 | 19 | 0 | 0 |
| 014 PRECINCT 0433 | 251 | 55 | 21.9 % | 30 | 24 | 0 | 1 |
| 015 PRECINCT 0500 | 0 | 0 | 0.0 % | 0 | 0 | 0 | 0 |
| 016 PRECINCT 0503 | 0 | 0 | 0.0 % | 0 | 0 | 0 | 0 |
| 017 PRECINCT 0521 | 67 | 18 | 26.8 % | 7 | 11 | 0 | 0 |
| 018 PRECINCT 0541 | 0 | 0 | 0.0 % | 0 | 0 | 0 | 0 |
| 019 PRECINCT 0542 | 16 | 3 | 18.7 % | 3 | 0 | 0 | 0 |
| 020 PRECINCT 0543 | 22 | 4 | 18.1 % | 3 | 0 | 0 | 1 |
| 021 PRECINCT 0546 | 66 | 7 | 10.6 % | 2 | 4 | 0 | 1 |
| 022 PRECINCT 0547 | 2 | 0 | 0.0 % | 0 | 0 | 0 | 0 |
| 023 PRECINCT 0548 | 26 | 2 | 7.6 % | 1 | 1 | 0 | 0 |
| 024 PRECINCT 0590 | 68 | 7 | 10.2 % | 5 | 2 | 0 | 0 |
| 025 PRECINCT 0601 | 0 | 0 | 0.0 % | 0 | 0 | 0 | 0 |
| 026 PRECINCT 0603 | 0 | 0 | 0.0 % | 0 | 0 | 0 | 0 |
| 027 PRECINCT 1001 | 531 | 206 | 38.7 % | 101 | 101 | 0 | 4 |
| 028 PRECINCT 1002 | 202 | 62 | 30.6 % | 29 | 33 | 0 | 0 |
| 029 PRECINCT 1013 | 1399 | 490 | 35.0 % | 248 | 235 | 0 | 7 |
| 030 PRECINCT 1017 | 748 | 349 | 46.6 % | 162 | 184 | 0 | 3 |
| 031 PRECINCT 1019 | 1377 | 692 | 50.2 % | 398 | 290 | 0 | 4 |
| 032 PRECINCT 1025 | 1062 | 273 | 25.7 % | 174 | 97 | 0 | 2 |
| 033 PRECINCT 1028 | 805 | 191 | 23.7 % | 126 | 59 | 0 | 6 |
| 034 PRECINCT 1031 | 1115 | 317 | 28.4 % | 166 | 149 | 0 | 2 |
| 035 PRECINCT 1043 | 1129 | 307 | 27.1 % | 183 | 119 | 0 | 5 |
| 036 PRECINCT 1045 | 253 | 143 | 56.5 % | 89 | 52 | 0 | 2 |
| 037 PRECINCT 1049 | 1340 | 333 | 24.8 % | 202 | 126 | 0 | 5 |
| 038 PRECINCT 1053 | 1215 | 263 | 21.6 % | 161 | 95 | 0 | 7 |
| 039 PRECINCT 1101 | 535 | 283 | 52.8 % | 154 | 128 | 0 | 1 |
| 040 PRECINCT 1103 | 867 | 330 | 38.0 % | 204 | 125 | 0 | 1 |
| 041 PRECINCT 1117 | 453 | 168 | 37.0 % | 103 | 65 | 0 | 0 |
| 042 PRECINCT 1118 | 1420 | 415 | 29.0 % | 258 | 149 | 0 | 0 |
| 043 PRECINCT 1143 | 988 | 515 | 52.1 % | 292 | 217 | 0 | 6 |
| 044 PRECINCT 1155 | 482 | 154 | 31.9 % | 71 | 82 | 0 | 1 |
| 045 PRECINCT 1156 | 1390 | 729 | 52.4 % | 400 | 325 | 0 | 4 |

METRO AUDITOR

| | | | | | | |
|-----|-----|---|-----|---|---|---|
| R V | V C | T | A D | U | O | W |
| E O | O A | U | L O | N | V | R |
| G T | T S | R | E W | D | E | I |
| I E | E T | N | X | E | R | T |
| S R | S | O | I | R | V | E |
| T S | | U | S | V | O | - |
| E | | T | | O | T | I |
| R | | | | T | E | N |
| E | | | | E | S | S |
| D | | | | S | | |

All Districts

| | | | | | | | |
|-------------------|------|-----|--------|-----|-----|---|---|
| 046 PRECINCT 1160 | 723 | 327 | 45.2 % | 201 | 125 | 0 | 1 |
| 047 PRECINCT 1164 | 424 | 220 | 51.8 % | 124 | 96 | 0 | 0 |
| 048 PRECINCT 1170 | 1013 | 528 | 52.1 % | 290 | 234 | 1 | 3 |
| 049 PRECINCT 1173 | 1329 | 731 | 55.0 % | 379 | 350 | 0 | 2 |
| 050 PRECINCT 1177 | 562 | 160 | 28.4 % | 96 | 61 | 0 | 3 |
| 051 PRECINCT 1179 | 534 | 212 | 39.7 % | 114 | 97 | 0 | 1 |
| 052 PRECINCT 1183 | 1242 | 331 | 26.6 % | 191 | 137 | 1 | 2 |
| 053 PRECINCT 1186 | 1411 | 745 | 52.7 % | 392 | 353 | 0 | 0 |
| 054 PRECINCT 1189 | 1358 | 526 | 38.7 % | 317 | 200 | 0 | 1 |
| 055 PRECINCT 1200 | 1494 | 592 | 39.6 % | 317 | 272 | 0 | 3 |
| 056 PRECINCT 1205 | 1230 | 357 | 29.0 % | 191 | 165 | 0 | 1 |
| 057 PRECINCT 1206 | 1342 | 465 | 34.6 % | 249 | 200 | 0 | 0 |
| 058 PRECINCT 1211 | 802 | 338 | 42.1 % | 193 | 145 | 0 | 0 |
| 059 PRECINCT 1213 | 706 | 217 | 30.7 % | 100 | 100 | 0 | 1 |
| 060 PRECINCT 1215 | 1412 | 632 | 44.7 % | 331 | 290 | 0 | 3 |
| 061 PRECINCT 1220 | 1230 | 441 | 35.8 % | 243 | 197 | 0 | 1 |
| 062 PRECINCT 1222 | 1254 | 521 | 41.5 % | 273 | 246 | 0 | 2 |
| 063 PRECINCT 1223 | 953 | 430 | 45.1 % | 217 | 212 | 0 | 1 |
| 064 PRECINCT 1224 | 1400 | 730 | 52.4 % | 392 | 340 | 0 | 6 |
| 065 PRECINCT 1225 | 978 | 460 | 47.0 % | 259 | 200 | 0 | 1 |
| 066 PRECINCT 1226 | 1134 | 532 | 46.9 % | 292 | 230 | 0 | 2 |
| 067 PRECINCT 1229 | 1025 | 430 | 42.7 % | 255 | 181 | 0 | 2 |
| 068 PRECINCT 1230 | 1345 | 579 | 43.0 % | 305 | 272 | 0 | 2 |
| 069 PRECINCT 1232 | 1352 | 621 | 45.9 % | 328 | 287 | 1 | 5 |
| 070 PRECINCT 1233 | 1149 | 601 | 52.3 % | 288 | 309 | 0 | 4 |
| 071 PRECINCT 1236 | 867 | 357 | 41.1 % | 203 | 153 | 0 | 1 |
| 072 PRECINCT 1238 | 1157 | 359 | 31.0 % | 212 | 142 | 0 | 5 |
| 073 PRECINCT 1240 | 725 | 369 | 50.8 % | 181 | 185 | 0 | 3 |
| 074 PRECINCT 1244 | 1309 | 522 | 39.8 % | 291 | 227 | 0 | 4 |
| 075 PRECINCT 1245 | 1424 | 559 | 39.2 % | 284 | 272 | 0 | 3 |
| 076 PRECINCT 1246 | 904 | 376 | 41.5 % | 192 | 181 | 0 | 3 |
| 077 PRECINCT 1248 | 1042 | 476 | 45.6 % | 250 | 214 | 0 | 4 |
| 078 PRECINCT 1250 | 933 | 346 | 37.0 % | 194 | 145 | 0 | 7 |
| 079 PRECINCT 1252 | 662 | 232 | 35.0 % | 129 | 102 | 0 | 1 |
| 080 PRECINCT 1253 | 573 | 260 | 45.3 % | 147 | 111 | 0 | 2 |
| 081 PRECINCT 1254 | 640 | 244 | 38.1 % | 130 | 113 | 0 | 1 |
| 082 PRECINCT 1255 | 692 | 325 | 46.9 % | 166 | 150 | 0 | 1 |
| 083 PRECINCT 1305 | 942 | 218 | 23.1 % | 149 | 62 | 1 | 6 |
| 084 PRECINCT 1308 | 796 | 222 | 27.8 % | 133 | 85 | 0 | 4 |
| 085 PRECINCT 1313 | 1370 | 561 | 40.9 % | 342 | 215 | 0 | 4 |
| 086 PRECINCT 1315 | 0 | 559 | 0.0 % | 333 | 224 | 0 | 2 |
| 087 PRECINCT 1320 | 463 | 89 | 19.2 % | 53 | 35 | 0 | 1 |
| 088 PRECINCT 1400 | 1376 | 453 | 32.9 % | 250 | 192 | 0 | 3 |
| 089 PRECINCT 1402 | 0 | 200 | 0.0 % | 115 | 85 | 0 | 0 |

METRO AUDITOR

| | | | | | | |
|-----|-----|---|-----|---|---|---|
| R V | V C | T | A D | U | O | W |
| E O | O A | U | L O | N | V | R |
| G T | T S | R | E W | D | E | I |
| I E | E T | N | X | E | R | T |
| S R | S | O | I | R | V | E |
| T S | | U | S | V | O | - |
| E | | T | | O | T | I |
| R | | | | T | E | N |
| E | | | | E | S | S |
| D | | | | S | | |

All Districts

| | | | | | | | |
|-------------------|------|-----|--------|-----|-----|---|----|
| 090 PRECINCT 1500 | 323 | 146 | 45.2 % | 72 | 73 | 0 | 1 |
| 091 PRECINCT 1503 | 213 | 101 | 47.4 % | 56 | 45 | 0 | 0 |
| 094 PRECINCT 1507 | 352 | 193 | 54.8 % | 100 | 92 | 0 | 1 |
| 095 PRECINCT 1515 | 1062 | 578 | 54.4 % | 342 | 235 | 0 | 1 |
| 096 PRECINCT 1546 | 1127 | 499 | 44.2 % | 258 | 238 | 0 | 3 |
| 097 PRECINCT 2002 | 1244 | 322 | 25.8 % | 202 | 114 | 0 | 6 |
| 098 PRECINCT 2005 | 1592 | 416 | 26.1 % | 259 | 143 | 1 | 13 |
| 099 PRECINCT 2015 | 1496 | 495 | 33.0 % | 292 | 194 | 0 | 9 |
| 100 PRECINCT 2018 | 1404 | 438 | 31.1 % | 263 | 171 | 1 | 3 |
| 101 PRECINCT 2023 | 1489 | 367 | 24.6 % | 241 | 124 | 0 | 2 |
| 102 PRECINCT 2026 | 1400 | 231 | 16.5 % | 162 | 64 | 0 | 5 |
| 103 PRECINCT 2027 | 1177 | 314 | 26.6 % | 199 | 111 | 0 | 4 |
| 104 PRECINCT 2029 | 1525 | 436 | 28.5 % | 281 | 143 | 0 | 12 |
| 105 PRECINCT 2034 | 670 | 199 | 29.7 % | 111 | 87 | 0 | 1 |
| 106 PRECINCT 2043 | 1387 | 361 | 26.0 % | 230 | 126 | 0 | 5 |
| 107 PRECINCT 2049 | 1133 | 359 | 31.6 % | 213 | 140 | 0 | 6 |
| 108 PRECINCT 2051 | 1313 | 546 | 41.5 % | 323 | 217 | 0 | 6 |
| 109 PRECINCT 2061 | 1394 | 535 | 38.3 % | 340 | 188 | 1 | 6 |
| 110 PRECINCT 2077 | 1301 | 511 | 39.2 % | 300 | 199 | 0 | 12 |
| 111 PRECINCT 2083 | 530 | 108 | 20.3 % | 60 | 43 | 0 | 5 |
| 112 PRECINCT 2086 | 1192 | 322 | 27.0 % | 196 | 122 | 0 | 4 |
| 113 PRECINCT 2099 | 1598 | 324 | 20.2 % | 209 | 111 | 0 | 4 |
| 114 PRECINCT 2100 | 1321 | 449 | 33.9 % | 277 | 156 | 1 | 15 |
| 115 PRECINCT 2109 | 1475 | 401 | 27.1 % | 245 | 151 | 1 | 4 |
| 116 PRECINCT 2114 | 1444 | 431 | 29.8 % | 235 | 187 | 0 | 9 |
| 117 PRECINCT 2118 | 1501 | 363 | 24.1 % | 212 | 150 | 1 | 0 |
| 118 PRECINCT 2139 | 1366 | 220 | 16.1 % | 144 | 74 | 0 | 2 |
| 119 PRECINCT 2142 | 1008 | 377 | 37.4 % | 213 | 163 | 0 | 1 |
| 120 PRECINCT 2143 | 769 | 265 | 34.4 % | 154 | 110 | 0 | 1 |
| 121 PRECINCT 2144 | 726 | 247 | 34.0 % | 133 | 112 | 0 | 2 |
| 122 PRECINCT 2145 | 1044 | 295 | 28.2 % | 201 | 91 | 0 | 3 |
| 123 PRECINCT 3000 | 1062 | 281 | 26.4 % | 181 | 99 | 0 | 1 |
| 124 PRECINCT 3001 | 1267 | 348 | 27.4 % | 208 | 134 | 0 | 6 |
| 125 PRECINCT 3002 | 1289 | 343 | 26.6 % | 236 | 102 | 0 | 5 |
| 126 PRECINCT 3004 | 1466 | 343 | 23.3 % | 220 | 120 | 0 | 3 |
| 127 PRECINCT 3008 | 1280 | 392 | 30.6 % | 251 | 135 | 1 | 5 |
| 128 PRECINCT 3021 | 1357 | 375 | 27.6 % | 215 | 160 | 0 | 0 |
| 129 PRECINCT 3026 | 1406 | 266 | 18.9 % | 162 | 101 | 0 | 3 |
| 130 PRECINCT 3027 | 1438 | 291 | 20.2 % | 196 | 91 | 0 | 4 |
| 131 PRECINCT 3032 | 1404 | 373 | 26.5 % | 254 | 112 | 0 | 7 |
| 132 PRECINCT 3039 | 1040 | 242 | 23.2 % | 140 | 99 | 0 | 3 |
| 133 PRECINCT 3042 | 1685 | 260 | 15.4 % | 152 | 101 | 0 | 7 |
| 134 PRECINCT 3052 | 1257 | 466 | 37.0 % | 288 | 170 | 0 | 8 |
| 135 PRECINCT 3058 | 1450 | 362 | 24.9 % | 235 | 117 | 0 | 10 |

METRO AUDITOR

| | | | | | | | |
|---|---|---|---|---|---|---|---|
| R | V | V | T | A | U | O | W |
| E | O | C | U | D | N | V | R |
| G | A | O | R | L | D | E | I |
| T | R | A | E | O | E | R | T |
| S | S | R | N | X | E | R | E |
| R | S | E | O | I | R | V | O |
| T | S | T | U | S | V | O | - |
| E | | | T | | O | T | I |
| R | | | | | T | E | N |
| E | | | | | E | S | S |
| D | | | | | S | | |

All Districts

| | | | | | | | | |
|-----|---------------|------|-----|--------|-----|-----|---|----|
| 136 | PRECINCT 3071 | 1275 | 234 | 18.3 % | 148 | 84 | 1 | 1 |
| 137 | PRECINCT 3073 | 1573 | 321 | 20.4 % | 186 | 132 | 0 | 3 |
| 138 | PRECINCT 3080 | 1224 | 555 | 45.3 % | 295 | 258 | 0 | 2 |
| 139 | PRECINCT 3086 | 1512 | 448 | 29.6 % | 250 | 192 | 0 | 6 |
| 140 | PRECINCT 3090 | 1068 | 450 | 42.1 % | 237 | 211 | 0 | 2 |
| 141 | PRECINCT 3097 | 1419 | 463 | 32.6 % | 276 | 182 | 0 | 5 |
| 142 | PRECINCT 3109 | 1339 | 633 | 47.2 % | 355 | 274 | 0 | 4 |
| 143 | PRECINCT 3113 | 1442 | 692 | 47.9 % | 379 | 308 | 0 | 5 |
| 144 | PRECINCT 3122 | 1102 | 462 | 41.9 % | 250 | 209 | 0 | 3 |
| 145 | PRECINCT 3126 | 688 | 278 | 40.4 % | 153 | 118 | 0 | 7 |
| 146 | PRECINCT 3128 | 1462 | 600 | 41.0 % | 337 | 262 | 0 | 1 |
| 147 | PRECINCT 3135 | 946 | 421 | 44.5 % | 224 | 197 | 0 | 0 |
| 148 | PRECINCT 3138 | 1187 | 558 | 47.0 % | 294 | 262 | 0 | 2 |
| 149 | PRECINCT 3144 | 1354 | 652 | 48.1 % | 341 | 308 | 0 | 3 |
| 150 | PRECINCT 3151 | 1235 | 411 | 33.2 % | 229 | 176 | 0 | 6 |
| 151 | PRECINCT 3155 | 930 | 188 | 20.2 % | 107 | 79 | 0 | 2 |
| 152 | PRECINCT 3156 | 1236 | 389 | 31.4 % | 233 | 152 | 0 | 4 |
| 153 | PRECINCT 3160 | 1324 | 431 | 32.5 % | 258 | 169 | 0 | 4 |
| 154 | PRECINCT 3163 | 1111 | 401 | 36.0 % | 202 | 194 | 0 | 5 |
| 155 | PRECINCT 3174 | 1001 | 357 | 35.6 % | 188 | 164 | 0 | 5 |
| 156 | PRECINCT 3177 | 1336 | 499 | 37.3 % | 270 | 222 | 0 | 7 |
| 157 | PRECINCT 3185 | 721 | 271 | 37.5 % | 155 | 115 | 0 | 1 |
| 158 | PRECINCT 3186 | 1302 | 429 | 32.9 % | 268 | 156 | 0 | 5 |
| 159 | PRECINCT 3193 | 1301 | 513 | 39.4 % | 305 | 200 | 0 | 8 |
| 160 | PRECINCT 3196 | 1148 | 473 | 41.2 % | 290 | 178 | 0 | 5 |
| 161 | PRECINCT 3205 | 1295 | 457 | 35.2 % | 275 | 178 | 1 | 3 |
| 162 | PRECINCT 3212 | 1431 | 480 | 33.5 % | 270 | 208 | 0 | 2 |
| 163 | PRECINCT 3217 | 582 | 218 | 37.4 % | 128 | 89 | 0 | 1 |
| 164 | PRECINCT 3219 | 901 | 298 | 33.0 % | 168 | 123 | 0 | 7 |
| 165 | PRECINCT 3223 | 968 | 282 | 29.1 % | 167 | 112 | 1 | 2 |
| 166 | PRECINCT 3228 | 1122 | 342 | 30.4 % | 208 | 124 | 0 | 10 |
| 167 | PRECINCT 3233 | 853 | 273 | 32.0 % | 166 | 101 | 1 | 5 |
| 168 | PRECINCT 3234 | 922 | 253 | 27.4 % | 158 | 92 | 0 | 3 |
| 169 | PRECINCT 3240 | 1457 | 424 | 29.1 % | 239 | 179 | 1 | 5 |
| 170 | PRECINCT 3248 | 1494 | 538 | 36.0 % | 314 | 212 | 2 | 10 |
| 171 | PRECINCT 3253 | 1246 | 376 | 30.1 % | 206 | 168 | 0 | 2 |
| 172 | PRECINCT 3258 | 1210 | 500 | 41.3 % | 261 | 238 | 0 | 1 |
| 173 | PRECINCT 3259 | 1197 | 470 | 39.2 % | 305 | 163 | 0 | 2 |
| 174 | PRECINCT 3263 | 1039 | 427 | 41.0 % | 214 | 208 | 0 | 5 |
| 175 | PRECINCT 3268 | 704 | 211 | 29.9 % | 135 | 75 | 0 | 1 |
| 176 | PRECINCT 3273 | 587 | 153 | 26.0 % | 99 | 53 | 0 | 1 |
| 177 | PRECINCT 3274 | 926 | 265 | 28.6 % | 147 | 111 | 0 | 7 |
| 178 | PRECINCT 3283 | 1166 | 298 | 25.5 % | 159 | 137 | 0 | 2 |
| 179 | PRECINCT 3284 | 912 | 381 | 41.7 % | 211 | 160 | 0 | 10 |

METRO AUDITOR

| | | | | | | |
|-----|-----|---|-----|---|---|---|
| R V | V C | T | A D | U | O | W |
| E O | D A | U | L O | N | V | R |
| G T | T S | R | E W | D | E | I |
| I E | E T | N | X | E | R | T |
| S R | S | O | I | R | V | E |
| T S | | U | S | V | O | - |
| E | | T | | O | T | I |
| R | | | | T | E | N |
| E | | | | E | S | S |
| D | | | | S | | |

All Districts

| | | | | | | | |
|-------------------|------|-----|--------|-----|-----|---|---|
| 180 PRECINCT 3286 | 1283 | 595 | 46.3 % | 323 | 266 | 0 | 6 |
| 181 PRECINCT 3290 | 975 | 474 | 48.6 % | 282 | 189 | 0 | 3 |
| 182 PRECINCT 3292 | 835 | 369 | 44.1 % | 218 | 150 | 0 | 1 |
| 183 PRECINCT 3297 | 1249 | 352 | 28.1 % | 213 | 134 | 0 | 5 |
| 184 PRECINCT 3299 | 1031 | 284 | 27.5 % | 165 | 113 | 0 | 6 |
| 185 PRECINCT 3306 | 1223 | 498 | 40.7 % | 291 | 202 | 0 | 5 |
| 186 PRECINCT 3307 | 1249 | 446 | 35.7 % | 255 | 187 | 1 | 3 |
| 187 PRECINCT 3308 | 972 | 498 | 51.2 % | 278 | 219 | 0 | 1 |
| 188 PRECINCT 3309 | 1344 | 838 | 62.3 % | 487 | 350 | 0 | 1 |
| 189 PRECINCT 3310 | 1159 | 344 | 29.6 % | 207 | 132 | 1 | 4 |
| 190 PRECINCT 3311 | 1448 | 517 | 35.7 % | 308 | 201 | 0 | 8 |
| 191 PRECINCT 3312 | 1200 | 407 | 33.9 % | 265 | 136 | 0 | 6 |
| 192 PRECINCT 3314 | 792 | 306 | 38.6 % | 196 | 108 | 0 | 2 |
| 193 PRECINCT 3315 | 1264 | 325 | 25.7 % | 203 | 114 | 0 | 8 |
| 194 PRECINCT 3322 | 1590 | 604 | 37.9 % | 329 | 270 | 0 | 5 |
| 195 PRECINCT 3323 | 1061 | 448 | 42.2 % | 261 | 183 | 0 | 4 |
| 196 PRECINCT 3324 | 1206 | 473 | 39.2 % | 265 | 206 | 0 | 2 |
| 197 PRECINCT 3326 | 638 | 165 | 25.8 % | 101 | 58 | 0 | 6 |
| 198 PRECINCT 3327 | 859 | 276 | 32.1 % | 182 | 91 | 1 | 2 |
| 199 PRECINCT 3328 | 1341 | 457 | 34.0 % | 291 | 165 | 0 | 1 |
| 200 PRECINCT 3329 | 846 | 390 | 46.0 % | 191 | 196 | 0 | 3 |
| 201 PRECINCT 3330 | 1327 | 334 | 25.1 % | 182 | 152 | 0 | 0 |
| 202 PRECINCT 3332 | 1252 | 464 | 37.0 % | 257 | 200 | 0 | 7 |
| 203 PRECINCT 3336 | 856 | 284 | 33.1 % | 154 | 126 | 0 | 4 |
| 204 PRECINCT 3337 | 1033 | 352 | 34.0 % | 205 | 144 | 0 | 3 |
| 205 PRECINCT 3338 | 1071 | 271 | 25.3 % | 158 | 110 | 0 | 3 |
| 206 PRECINCT 3339 | 1167 | 443 | 37.9 % | 265 | 171 | 0 | 7 |
| 207 PRECINCT 4005 | 1226 | 325 | 26.5 % | 199 | 117 | 0 | 9 |
| 208 PRECINCT 4009 | 1257 | 382 | 30.3 % | 222 | 158 | 0 | 2 |
| 209 PRECINCT 4022 | 1333 | 316 | 23.7 % | 189 | 119 | 0 | 8 |
| 210 PRECINCT 4026 | 1335 | 367 | 27.4 % | 203 | 161 | 0 | 3 |
| 211 PRECINCT 4027 | 1232 | 405 | 32.8 % | 234 | 169 | 0 | 2 |
| 212 PRECINCT 4033 | 1275 | 409 | 32.0 % | 196 | 209 | 0 | 4 |
| 213 PRECINCT 4041 | 1071 | 393 | 36.6 % | 176 | 208 | 0 | 9 |
| 214 PRECINCT 4044 | 995 | 440 | 44.2 % | 253 | 184 | 0 | 3 |
| 215 PRECINCT 4048 | 1090 | 418 | 38.3 % | 206 | 209 | 0 | 3 |
| 216 PRECINCT 4049 | 1249 | 410 | 32.8 % | 234 | 173 | 0 | 3 |
| 217 PRECINCT 4064 | 1111 | 427 | 38.4 % | 243 | 180 | 0 | 4 |
| 218 PRECINCT 4065 | 1579 | 589 | 37.3 % | 323 | 262 | 1 | 3 |
| 219 PRECINCT 4068 | 1108 | 307 | 27.7 % | 169 | 135 | 0 | 3 |
| 220 PRECINCT 4085 | 1400 | 569 | 40.6 % | 303 | 259 | 0 | 7 |
| 221 PRECINCT 4092 | 1253 | 385 | 30.7 % | 208 | 173 | 0 | 4 |
| 222 PRECINCT 4106 | 732 | 259 | 35.3 % | 137 | 118 | 0 | 4 |
| 223 PRECINCT 4107 | 982 | 370 | 37.6 % | 188 | 174 | 0 | 8 |

METRO AUDITOR

| | | | | | | |
|-----|-----|---|-----|---|---|---|
| R V | V C | T | A D | U | O | W |
| E O | O A | U | L O | N | V | R |
| G T | T S | R | E W | D | E | I |
| I E | E T | N | X | E | R | T |
| S R | S | O | I | R | V | E |
| T S | | U | S | V | O | - |
| E | | T | | O | T | I |
| R | | | | T | E | N |
| E | | | | E | S | S |
| D | | | | S | | |

All Districts

| | | | | | | | | |
|-----|---------------|------|-----|--------|-----|-----|---|----|
| 224 | PRECINCT 4111 | 996 | 391 | 39.2 % | 215 | 173 | 0 | 3 |
| 225 | PRECINCT 4114 | 1189 | 500 | 42.0 % | 263 | 233 | 0 | 4 |
| 226 | PRECINCT 4117 | 1396 | 537 | 38.4 % | 323 | 209 | 0 | 5 |
| 227 | PRECINCT 4118 | 1169 | 436 | 37.2 % | 252 | 178 | 0 | 6 |
| 228 | PRECINCT 4125 | 1378 | 414 | 30.0 % | 254 | 155 | 1 | 4 |
| 229 | PRECINCT 4128 | 1439 | 391 | 27.1 % | 236 | 147 | 2 | 6 |
| 230 | PRECINCT 4131 | 159 | 524 | ERROR | 314 | 205 | 0 | 5 |
| 231 | PRECINCT 4132 | 151 | 494 | ERROR | 287 | 202 | 0 | 5 |
| 232 | PRECINCT 4143 | 1347 | 497 | 36.8 % | 271 | 222 | 0 | 4 |
| 233 | PRECINCT 4147 | 1262 | 442 | 35.0 % | 269 | 167 | 0 | 6 |
| 234 | PRECINCT 4152 | 1404 | 532 | 37.8 % | 323 | 206 | 0 | 3 |
| 235 | PRECINCT 4155 | 1391 | 474 | 34.0 % | 284 | 183 | 0 | 7 |
| 236 | PRECINCT 4156 | 1341 | 409 | 30.5 % | 262 | 142 | 0 | 5 |
| 237 | PRECINCT 4167 | 1364 | 478 | 35.0 % | 274 | 193 | 0 | 11 |
| 238 | PRECINCT 4176 | 1004 | 269 | 24.8 % | 176 | 87 | 0 | 6 |
| 239 | PRECINCT 4178 | 11 | 363 | ERROR | 216 | 138 | 0 | 9 |
| 240 | PRECINCT 4185 | 1452 | 368 | 25.3 % | 211 | 150 | 0 | 7 |
| 241 | PRECINCT 4190 | 884 | 305 | 34.5 % | 205 | 97 | 0 | 3 |
| 242 | PRECINCT 4196 | 1392 | 341 | 24.4 % | 223 | 114 | 0 | 4 |
| 243 | PRECINCT 4202 | 1443 | 423 | 29.3 % | 240 | 178 | 0 | 5 |
| 244 | PRECINCT 4208 | 1395 | 409 | 29.3 % | 258 | 146 | 0 | 5 |
| 245 | PRECINCT 4216 | 1599 | 390 | 24.3 % | 261 | 115 | 1 | 13 |
| 246 | PRECINCT 4221 | 1370 | 337 | 24.5 % | 227 | 105 | 0 | 5 |
| 247 | PRECINCT 4223 | 1117 | 338 | 30.2 % | 192 | 144 | 0 | 2 |
| 248 | PRECINCT 4228 | 1186 | 347 | 29.2 % | 212 | 129 | 0 | 6 |
| 249 | PRECINCT 4231 | 583 | 194 | 33.2 % | 120 | 71 | 0 | 3 |
| 250 | PRECINCT 4236 | 1052 | 316 | 30.0 % | 188 | 116 | 0 | 12 |
| 251 | PRECINCT 4240 | 778 | 223 | 28.6 % | 141 | 79 | 0 | 3 |
| 252 | PRECINCT 4242 | 1365 | 480 | 35.1 % | 269 | 205 | 1 | 5 |
| 253 | PRECINCT 4243 | 1155 | 354 | 30.6 % | 227 | 122 | 0 | 5 |
| 254 | PRECINCT 4244 | 922 | 408 | 44.2 % | 236 | 169 | 0 | 3 |
| 255 | PRECINCT 4246 | 200 | 380 | ERROR | 224 | 152 | 0 | 4 |
| 256 | PRECINCT 4248 | 229 | 383 | ERROR | 232 | 149 | 1 | 1 |
| 257 | PRECINCT 4250 | 1266 | 469 | 37.0 % | 258 | 205 | 1 | 5 |
| 258 | PRECINCT 4254 | 862 | 289 | 33.5 % | 150 | 137 | 0 | 2 |
| 259 | PRECINCT 4259 | 1469 | 651 | 44.3 % | 381 | 266 | 0 | 4 |
| 260 | PRECINCT 4264 | 1384 | 566 | 40.8 % | 293 | 272 | 0 | 1 |
| 261 | PRECINCT 4271 | 1016 | 474 | 46.6 % | 252 | 220 | 0 | 2 |
| 262 | PRECINCT 4278 | 1344 | 462 | 34.3 % | 255 | 202 | 0 | 5 |
| 263 | PRECINCT 4279 | 1330 | 441 | 33.1 % | 266 | 171 | 0 | 4 |
| 264 | PRECINCT 4282 | 1397 | 669 | 47.8 % | 361 | 306 | 0 | 2 |
| 265 | PRECINCT 4285 | 1449 | 447 | 30.8 % | 253 | 189 | 0 | 5 |
| 266 | PRECINCT 4295 | 1538 | 498 | 32.3 % | 287 | 205 | 0 | 6 |
| 267 | PRECINCT 4296 | 194 | 82 | 42.2 % | 45 | 37 | 0 | 0 |

METRO AUDITOR

R V V C T A D U O W
 E O D A U L O N V R
 G T T S R E W D E I
 I E E T N X E R T
 S R S O I R V E
 T S U S V O -
 E T O T I
 R T E E N
 E S S S S
 D S

All Districts

| | | | | | | | |
|-------------------|------|-----|--------|-----|-----|---|----|
| 268 PRECINCT 4297 | 1470 | 369 | 25.1 % | 231 | 134 | 0 | 4 |
| 269 PRECINCT 4298 | 1506 | 376 | 24.9 % | 226 | 145 | 0 | 5 |
| 270 PRECINCT 4299 | 1166 | 259 | 22.2 % | 157 | 98 | 0 | 4 |
| 271 PRECINCT 4307 | 1514 | 403 | 26.6 % | 214 | 184 | 0 | 5 |
| 272 PRECINCT 4309 | 1058 | 351 | 33.1 % | 190 | 156 | 0 | 5 |
| 273 PRECINCT 4313 | 1041 | 350 | 33.6 % | 185 | 161 | 0 | 4 |
| 274 PRECINCT 4319 | 1370 | 511 | 37.2 % | 313 | 193 | 0 | 5 |
| 275 PRECINCT 4320 | 667 | 147 | 22.0 % | 91 | 54 | 0 | 2 |
| 276 PRECINCT 4324 | 1040 | 332 | 31.9 % | 211 | 117 | 0 | 4 |
| 277 PRECINCT 4325 | 1447 | 453 | 31.3 % | 247 | 200 | 0 | 6 |
| 278 PRECINCT 4329 | 716 | 219 | 30.5 % | 135 | 82 | 0 | 2 |
| 279 PRECINCT 4330 | 855 | 184 | 21.5 % | 111 | 63 | 0 | 10 |
| 280 PRECINCT 4333 | 1316 | 465 | 35.3 % | 290 | 169 | 0 | 6 |
| 281 PRECINCT 4337 | 583 | 363 | 62.2 % | 215 | 145 | 0 | 3 |
| 282 PRECINCT 4338 | 1013 | 237 | 23.3 % | 144 | 90 | 0 | 3 |
| 283 PRECINCT 4339 | 1328 | 302 | 22.7 % | 212 | 89 | 0 | 1 |
| 284 PRECINCT 4340 | 163 | 268 | ERRDR | 189 | 77 | 0 | 2 |
| 285 PRECINCT 4341 | 1010 | 321 | 31.7 % | 178 | 139 | 0 | 4 |
| 286 PRECINCT 4342 | 1040 | 321 | 30.8 % | 173 | 145 | 0 | 3 |
| 287 PRECINCT 4343 | 704 | 241 | 34.2 % | 126 | 112 | 0 | 3 |
| 288 PRECINCT 4344 | 1200 | 371 | 30.9 % | 231 | 137 | 0 | 3 |
| 289 PRECINCT 4345 | 703 | 242 | 34.4 % | 112 | 126 | 0 | 4 |
| 290 PRECINCT 4346 | 842 | 187 | 22.2 % | 135 | 52 | 0 | 0 |
| 291 PRECINCT 4347 | 836 | 253 | 30.2 % | 141 | 109 | 0 | 3 |
| 292 PRECINCT 4348 | 1169 | 378 | 32.3 % | 202 | 171 | 0 | 5 |
| 293 PRECINCT 4349 | 1172 | 479 | 40.8 % | 242 | 234 | 0 | 3 |
| 294 PRECINCT 4350 | 1171 | 356 | 30.4 % | 229 | 124 | 0 | 3 |
| 295 PRECINCT 4351 | 1544 | 376 | 24.3 % | 225 | 147 | 0 | 4 |
| 296 PRECINCT 4352 | 1073 | 296 | 27.5 % | 181 | 107 | 0 | 8 |
| 297 PRECINCT 4353 | 838 | 264 | 31.5 % | 146 | 111 | 0 | 7 |
| 298 PRECINCT 4354 | 705 | 205 | 29.0 % | 117 | 85 | 0 | 3 |
| 299 PRECINCT 4355 | 1323 | 418 | 31.5 % | 275 | 139 | 0 | 4 |
| 300 PRECINCT 4356 | 1200 | 311 | 25.9 % | 180 | 127 | 0 | 4 |
| 301 PRECINCT 4357 | 738 | 244 | 33.0 % | 132 | 111 | 0 | 1 |
| 302 PRECINCT 4358 | 1236 | 396 | 32.0 % | 234 | 156 | 1 | 5 |
| 303 PRECINCT 4359 | 988 | 335 | 33.9 % | 190 | 143 | 0 | 2 |
| 304 PRECINCT 4360 | 1012 | 256 | 25.2 % | 155 | 98 | 0 | 3 |
| 305 PRECINCT 4361 | 979 | 285 | 29.1 % | 158 | 121 | 0 | 6 |
| 306 PRECINCT 5029 | 582 | 222 | 38.1 % | 121 | 99 | 0 | 2 |
| 307 PRECINCT 5100 | 1295 | 316 | 24.4 % | 195 | 117 | 0 | 4 |
| 308 PRECINCT 5101 | 1330 | 303 | 22.7 % | 189 | 112 | 0 | 2 |
| 309 PRECINCT 5200 | 1062 | 308 | 29.0 % | 167 | 135 | 0 | 6 |
| 310 PRECINCT 5201 | 1430 | 441 | 30.8 % | 230 | 201 | 0 | 10 |
| 311 PRECINCT 5202 | 1368 | 419 | 30.6 % | 246 | 167 | 0 | 6 |

METRO AUDITOR

| | | | | | | | |
|---|---|---|---|---|---|---|---|
| R | V | V | T | A | U | O | W |
| E | O | C | U | D | N | V | R |
| G | A | O | R | L | D | E | I |
| I | T | A | N | E | E | R | T |
| S | S | E | O | X | R | V | E |
| T | | T | U | I | R | O | - |
| E | | | T | S | V | T | I |
| R | | | | | O | E | N |
| E | | | | | T | S | S |
| D | | | | | E | | |

All Districts

| | | | | | | | | |
|-----|---------------|------|-----|--------|-----|-----|---|---|
| 312 | PRECINCT 5203 | 1392 | 382 | 27.4 % | 196 | 182 | 0 | 4 |
| 313 | PRECINCT 5204 | 1475 | 435 | 29.4 % | 245 | 184 | 0 | 6 |
| 314 | PRECINCT 5300 | 855 | 236 | 27.6 % | 149 | 84 | 1 | 2 |
| 315 | PRECINCT 5301 | 715 | 156 | 21.8 % | 93 | 63 | 0 | 0 |
| 316 | PRECINCT 5401 | 311 | 134 | 43.0 % | 60 | 74 | 0 | 0 |
| 317 | PRECINCT 5424 | 437 | 139 | 31.8 % | 63 | 74 | 0 | 2 |
| 321 | PRECINCT 5551 | 85 | 30 | 35.2 % | 19 | 11 | 0 | 0 |
| 322 | PRECINCT 5602 | 499 | 162 | 32.4 % | 91 | 69 | 0 | 2 |
| 323 | PRECINCT 5603 | 447 | 160 | 35.7 % | 87 | 70 | 0 | 3 |
| 324 | PRECINCT 5604 | 735 | 283 | 38.5 % | 141 | 136 | 0 | 6 |
| 325 | PRECINCT 5605 | 586 | 205 | 34.9 % | 92 | 113 | 0 | 0 |
| 327 | PRECINCT 5805 | 1285 | 332 | 25.8 % | 211 | 117 | 0 | 4 |
| 328 | PRECINCT 5806 | 1295 | 288 | 22.2 % | 196 | 90 | 0 | 2 |
| 329 | PRECINCT 5809 | 1127 | 331 | 29.3 % | 174 | 149 | 1 | 7 |
| 330 | PRECINCT 5819 | 870 | 260 | 29.8 % | 156 | 103 | 0 | 1 |
| 331 | PRECINCT 5820 | 1063 | 315 | 29.6 % | 174 | 137 | 0 | 4 |
| 332 | PRECINCT 5823 | 986 | 351 | 35.5 % | 197 | 152 | 0 | 2 |
| 333 | PRECINCT 5824 | 1240 | 406 | 32.7 % | 229 | 175 | 0 | 2 |
| 334 | PRECINCT 5825 | 1435 | 464 | 32.3 % | 263 | 194 | 0 | 7 |
| 335 | PRECINCT 5828 | 1479 | 409 | 27.6 % | 249 | 157 | 0 | 3 |
| 336 | PRECINCT 5829 | 861 | 325 | 37.7 % | 156 | 164 | 0 | 5 |
| 337 | PRECINCT 5840 | 1538 | 397 | 25.8 % | 237 | 157 | 0 | 3 |
| 338 | PRECINCT 5842 | 1311 | 463 | 35.3 % | 221 | 242 | 0 | 0 |
| 339 | PRECINCT 5843 | 950 | 270 | 28.4 % | 161 | 103 | 0 | 6 |
| 340 | PRECINCT 5845 | 1180 | 268 | 22.7 % | 163 | 102 | 0 | 3 |
| 341 | PRECINCT 5846 | 985 | 309 | 31.3 % | 174 | 132 | 0 | 3 |
| 342 | PRECINCT 5850 | 638 | 188 | 29.4 % | 112 | 74 | 0 | 2 |
| 343 | PRECINCT 5851 | 1219 | 387 | 31.7 % | 238 | 147 | 0 | 2 |
| 344 | PRECINCT 5853 | 1260 | 445 | 35.3 % | 259 | 181 | 0 | 5 |
| 345 | PRECINCT 5854 | 886 | 244 | 27.5 % | 135 | 108 | 0 | 1 |
| 346 | PRECINCT 5855 | 1521 | 469 | 30.8 % | 238 | 230 | 0 | 1 |
| 347 | PRECINCT 5857 | 1261 | 307 | 24.3 % | 169 | 133 | 0 | 5 |
| 348 | PRECINCT 5858 | 1322 | 334 | 25.2 % | 213 | 118 | 0 | 3 |
| 349 | PRECINCT 5859 | 887 | 204 | 22.9 % | 123 | 80 | 0 | 1 |
| 350 | PRECINCT 5860 | 1112 | 325 | 29.2 % | 186 | 134 | 0 | 5 |
| 351 | PRECINCT 5861 | 1427 | 476 | 33.3 % | 282 | 188 | 0 | 6 |
| 352 | PRECINCT 5864 | 1210 | 364 | 30.0 % | 200 | 162 | 0 | 2 |
| 353 | PRECINCT 5865 | 985 | 285 | 28.9 % | 153 | 130 | 0 | 2 |
| 354 | PRECINCT 5866 | 1442 | 490 | 33.9 % | 237 | 251 | 0 | 2 |
| 355 | PRECINCT 5867 | 381 | 76 | 19.9 % | 47 | 28 | 0 | 1 |
| 356 | PRECINCT 5868 | 1214 | 335 | 27.5 % | 199 | 134 | 0 | 2 |
| 357 | PRECINCT 5869 | 864 | 293 | 33.9 % | 147 | 145 | 0 | 1 |
| 358 | PRECINCT 5870 | 1077 | 249 | 23.1 % | 144 | 104 | 0 | 1 |
| 359 | PRECINCT 5871 | 1194 | 290 | 24.2 % | 174 | 112 | 0 | 4 |

METRO AUDITOR

| | | | | | | | | | |
|---|---|---|---|---|---|---|---|---|---|
| R | V | V | C | T | A | D | U | O | W |
| E | D | O | A | U | L | O | N | V | R |
| G | T | T | S | R | E | W | D | E | I |
| I | E | E | T | N | X | | E | R | T |
| S | R | S | | O | I | | R | V | E |
| T | S | | | U | S | | V | O | - |
| E | | | | T | | | O | T | I |
| R | | | | | | | T | E | N |
| E | | | | | | | E | S | S |
| D | | | | | | | S | | |

All Districts

| | | | | | | | |
|-------------------|------|-----|--------|-----|-----|---|---|
| 360 PRECINCT 5872 | 938 | 219 | 23.3 % | 146 | 72 | 0 | 1 |
| 361 PRECINCT 5873 | 1269 | 321 | 25.2 % | 193 | 122 | 0 | 6 |
| 362 PRECINCT 5874 | 982 | 198 | 20.1 % | 124 | 66 | 0 | 8 |
| 363 PRECINCT 5875 | 751 | 195 | 25.9 % | 104 | 87 | 0 | 4 |
| 364 PRECINCT 5876 | 1301 | 444 | 34.1 % | 236 | 204 | 1 | 3 |
| 365 PRECINCT 5900 | 1012 | 338 | 33.3 % | 193 | 138 | 0 | 7 |
| 366 PRECINCT 5901 | 855 | 257 | 30.0 % | 128 | 127 | 0 | 2 |
| 367 PRECINCT 5902 | 626 | 191 | 30.5 % | 116 | 68 | 0 | 7 |

| | | | | | | | |
|---------------|--------|--------|--------|-------|-------|----|------|
| All Districts | 365336 | 124377 | 34.0 % | 71364 | 51678 | 33 | 1302 |
|---------------|--------|--------|--------|-------|-------|----|------|

FACE TOTALS

| | | | | | | |
|--------|--------|--------|-------|-------|----|------|
| 365336 | 124377 | 34.0 % | 71364 | 51678 | 33 | 1302 |
|--------|--------|--------|-------|-------|----|------|

Certificate

I certify that the votes recorded on this abstract correctly summarize the tally of votes cast at the election indicated.

Vicki K. Ervin
 Vicki K. Ervin, Director of Elections
 Multnomah County, Oregon


**** OFFICIAL STATEMENT OF THE BIENNIAL PRIMARY ELECTION ON MAY 19, 1998****

Page Number 138.001.001

METRO AUDITOR

REGISTERED VOTERS
 TURNOUT
 TURNOUT PERCENTAGE
 ALEXIS AUDITOR

| | | | | |
|--------------------------|------|-----|-------|-----|
| 001 TUALATIN HIGH SCHOOL | 743 | 216 | 29.0% | 80 |
| 002 SHERWOOD INT SCHOOL | 979 | 289 | 29.5% | 132 |
| 003 HOPKINS SCHOOL | 564 | 189 | 33.5% | 17 |
| 004 TUAL COUNCIL BLDG | 1037 | 381 | 36.7% | 183 |
| 005 K CITY TOWN HALL | 1007 | 608 | 60.3% | 283 |
| 006 TUAL ELEM SCHOOL | 973 | 260 | 26.7% | 115 |
| 007 DURHAM PLANT, USA | 620 | 248 | 40.0% | 118 |
| 008 TERRA LINDA SCH | 771 | 357 | 46.3% | 156 |
| 009 CHRIST KING LUTH | 873 | 335 | 38.3% | 137 |
| 010 KINNAMAN SCHOOL | 896 | 318 | 35.4% | 129 |
| 011 GRONER SCHOOL | 582 | 208 | 35.7% | 15 |
| 013 WITCH HAZEL SCH | 405 | 175 | 43.2% | 32 |
| 014 COOPER MTN SCH | 1038 | 353 | 34.0% | 135 |
| 015 METZGER PK CLUB | 1051 | 337 | 32.0% | 158 |
| 016 MAISON ARMORY | 1018 | 359 | 35.2% | 152 |
| 017 SW BIBLE CHURCH | 955 | 198 | 20.7% | 85 |
| 018 LIVING SAVIOR LUTH | 1172 | 346 | 29.5% | 170 |
| 019 E HASSELL ELEM SCHOO | 902 | 252 | 27.9% | 109 |
| 020 ALOHA PARK ELEM SCHO | 946 | 269 | 28.4% | 110 |
| 021 MT VIEW MIDDLE SCH | 944 | 252 | 26.6% | 110 |
| 022 BUTTERNUT CREEK | 1221 | 397 | 32.5% | 159 |
| 023 BUTTERNUT CREEK | 1365 | 406 | 29.7% | 161 |
| 024 HAZELBROOK MIDDLE SC | 781 | 135 | 17.2% | 64 |
| 025 KING CITY CROWN CTR | 783 | 504 | 64.3% | 253 |
| 026 GARDEN HOME REC | 928 | 395 | 42.5% | 157 |
| 027 METZGER PK CLUB | 850 | 324 | 38.1% | 130 |
| 028 FOWLER MID SCHOOL | 726 | 273 | 37.6% | 129 |
| 029 EDWARD BYROM SCHOOL | 1235 | 412 | 33.3% | 186 |
| 030 TIGARD WATER DIVISIO | 987 | 280 | 28.3% | 147 |
| 031 TIGARD WATER DIVISIO | 1425 | 400 | 28.0% | 204 |
| 032 C F TIGARD ELEM SCH | 1747 | 616 | 35.2% | 290 |
| 033 M WOODWARD ELEM SCHO | 752 | 264 | 35.1% | 121 |
| 034 J TEMPLETON SCH | 1293 | 416 | 32.1% | 179 |
| 035 PHIL LEWIS SCH | 755 | 216 | 28.6% | 98 |
| 036 LIVING SAVIOR LUTH | 367 | 97 | 26.4% | 39 |
| 037 HAZELDALE ELEM SCHOO | 1744 | 472 | 27.0% | 245 |
| 038 KING CITY CROWN CTR | 629 | 201 | 31.9% | 54 |
| 040 TWALITY MID SCH | 1397 | 425 | 30.4% | 206 |
| 041 SUMMERFLD CLUB HOUSE | 1144 | 699 | 61.1% | 330 |
| 042 CONESTOGA MIDDLE SCH | 847 | 187 | 22.0% | 87 |
| 043 ROYAL VILLA REC | 461 | 209 | 45.3% | 110 |
| 044 CENTRAL CHURCH | 1171 | 372 | 31.7% | 171 |
| 045 1ST UNITED METH | 930 | 280 | 30.1% | 126 |
| 046 OUR REDEEMER LUTH CH | 792 | 267 | 33.7% | 119 |
| 047 ST MARY VALLEY | 675 | 193 | 28.5% | 95 |
| 048 FIR GROVE SCH | 1076 | 424 | 39.4% | 212 |
| 049 HITEON ELEM SCH | 932 | 310 | 33.2% | 128 |
| 050 FIR GROVE SCH | 1085 | 405 | 37.3% | 180 |
| 051 VOSE SCHOOL | 1247 | 470 | 37.6% | 221 |
| 052 VOSE SCHOOL | 828 | 278 | 33.5% | 128 |
| 053 HIGHLAND PARK MIDDLE | 998 | 384 | 38.4% | 170 |
| 054 ELSIE STUHR ADULT CE | 1218 | 308 | 25.2% | 136 |
| 055 GREENWAY SCH | 1205 | 332 | 27.5% | 165 |
| 056 CHEHALEM SCH | 1126 | 373 | 33.1% | 168 |
| 058 MCKAY SCHOOL | 1225 | 475 | 38.7% | 233 |
| 059 ALOHA PK SCHOOL | 1092 | 264 | 24.1% | 139 |
| 060 ST BARTHOLOMEW | 1090 | 191 | 17.5% | 104 |
| 061 HITEON SCH | 1171 | 418 | 35.6% | 194 |
| 062 KOREAN SOCIETY OF DR | 421 | 188 | 44.6% | 86 |
| 063 RALEIGH HLS SCH | 939 | 360 | 38.3% | 156 |



**** OFFICIAL STATEMENT OF THE BIENNIAL PRIMARY ELECTION ON MAY 19, 1998****

METRO AUDITOR

Page Number 142.001.001

R
E
G
I
S
T
E
R
E
D

V
O
T
E
R
S

T
U
R
N
O
U
T

T
U
R
N
O
U
T

P
E
R
C
E
N
T
A
G
E

M
E
T
R
O

A
U
D
I
T
O
R

| | | | | |
|-----------------------|--------|-------|-------|-------|
| 268 BETHANY BAPT CH | 988 | 263 | 26.6% | 119 |
| 269 MONTCLAIR SCHOOL | 582 | 251 | 43.1% | 108 |
| 270 VBM | 50 | 12 | 24.0% | 4 |
| 271 BROWN JR HIGH | 873 | 228 | 26.1% | 115 |
| **** T O T A L S **** | 210316 | 69356 | 32.9% | 29869 |