

Fiscal Year Ended
June 30, 2023



About the Cover

Cover depicts a busy Multnomah County Central Library, a graphic designed by Khevin Phaophongsavath. Khevin is a lifelong Portlander, and recent graphic design graduate from Portland Community College. His love of arts, communication, and all things technology inspire his creative pursuits.

The people of Multnomah County approved to expand, modernize, rebuild and refresh library facilities with the approved Measure 26-211 in November 2020. These projects will ensure libraries are able to take advantage of system-wide changes and provide safe, modern, and welcoming spaces for patrons. The Central Library will be the largest of the refresh projects, and currently closed for renovation through the Winter of 2023-24. When it reopens the community will see those new welcoming spaces by a new dedicated teen space, renovated children's spaces and newly added community spaces. There will also be new automated technologies for faster holds and easy returns for modernization. The refresh will also see the completion of the outdoor terraces, improved emergency egress, improved shelf height and orientation for better sight lines for safety.

MULTNOMAH COUNTY, OREGON
ANNUAL COMPREHENSIVE FINANCIAL REPORT
FOR THE FISCAL YEAR ENDED JUNE 30, 2023



Prepared by: Department of County Management
Eric Arellano, Chief Financial Officer
501 SE Hawthorne Blvd, Suite 531
Portland, Oregon 97214

MULTNOMAH COUNTY, OREGON
Comprehensive Annual Financial Report
For the Year Ended June 30, 2023
Table of Contents

INTRODUCTORY SECTION

Letter of Transmittal	1
GFOA Certificate of Achievement	21
Elected Officials	22
Principal Officers	23
Organizational Charts	24

FINANCIAL SECTION

Report of Independent Auditors	28
Management's Discussion and Analysis	32

Basic Financial Statements:

Government-wide Financial Statements:

Statement of Net Position	53
Statement of Activities	55

Fund Financial Statements:

Governmental Funds:

Balance Sheet	56
Reconciliation of the Balance Sheet to the Statement of Net Position	58
Statement of Revenues, Expenditures, and Changes in Fund Balances	59
Reconciliation of the Statement of Revenues, Expenditures, and Changes in Fund Balances to the Statement of Activities	61
Statements of Revenues, Expenditures, and Changes in Fund Balances - Budget and Actual:	
General Fund	63
Federal/State Program Special Revenue Fund	64
Coronavirus (COVID-19) Response Special Revenue Fund	65
Preschool for All Program Special Revenue Fund	66

Proprietary Funds:

Statement of Net Position	67
Statement of Revenues, Expenses, and Changes in Net Position	69
Statement of Cash Flows	70

Fiduciary Funds:

Statement of Fiduciary Net Position	72
Statement of Changes in Fiduciary Net Position	73

MULTNOMAH COUNTY, OREGON
Comprehensive Annual Financial Report
For the Year Ended June 30, 2023
Table of Contents (continued)

Notes to Basic Financial Statements:

I. Summary of significant accounting policies	74
II. Stewardship, compliance, and accountability	92
III. Detailed notes	94
IV. Other information	125

Required Supplementary Information:

I. Postemployment benefits other than pensions:	
Retirement Health Insurance Account –	
Schedule of Proportionate Share (Asset) Liability	155
Schedule of Contributions	155
Multnomah County Postretirement Medical and Life Insurance Plan –	
Schedule of Changes in Total OPEB Liability and Related Ratios and Notes to the	
Schedule	156
II. Employee retirement systems, pension plan:	
Schedule of Proportionate Share of Net Pension Liability (Asset)	157
Schedule of Pension Contributions	158
III. Notes to required supplementary information	159

Combining and Individual Fund Statements and Schedules -

Governmental Funds:

Nonmajor Governmental Funds:

Combining Balance Sheet	160
Combining Statement of Revenues, Expenditures, and Changes in Fund Balances	161

Nonmajor Special Revenue Funds:

Combining Balance Sheet	162
Combining Statement of Revenues, Expenditures, and Changes in Fund Balances	165
Schedules of Revenues, Expenditures and Changes in Fund Balances - Budget and Actual:	
Road Fund	168
Bicycle Path Construction Fund	169
Recreation Fund	170
County School Fund	171
Animal Control Fund	172
Willamette River Bridges Fund	173
Library Fund	174
Special Excise Tax Fund	175

MULTNOMAH COUNTY, OREGON
Comprehensive Annual Financial Report
For the Year Ended June 30, 2023
Table of Contents (continued)

Land Corner Preservation Fund	176
Inmate Welfare Fund	177
Justice Services Special Operations Fund	178
Oregon Historical Society Levy Fund	179
Video Lottery Fund	180
Library District Fund	181
Supportive Housing Fund	182
Debt Service Funds:	
Combining Balance Sheet	183
Combining Statement of Revenues, Expenditures, and Changes in Fund Balances	184
Schedules of Revenues, Expenditures and Changes in Fund Balances - Budget and Actual:	
Capital Debt Retirement Fund	185
General Obligation Bond Fund	186
PERS Pension Bond Sinking Fund	187
Capital Projects Funds:	
Combining Balance Sheet	188
Combining Statement of Revenues, Expenditures, and Changes in Fund Balances	191
Schedules of Revenues, Expenditures and Changes in Fund Balances - Budget and Actual:	
Multnomah County Library Capital Construction Project Fund	194
Downtown Courthouse Capital Fund	195
Asset Replacement Revolving Fund	196
Financed Projects Fund	197
Library Capital Construction Fund	198
Capital Improvement Fund	199
Information Technology Capital Fund	200
Asset Preservation Fund	201
Health Headquarters Capital Fund	202
Sellwood Bridge Replacement Fund	203
Hansen Building Replacement Fund	204
Library District Capital Construction Fund	205
Burnside Bridge Fund	206
Behavioral Health Resource Center Capital Fund	207
Justice Center Capital Fund	208
Joint Office of Homeless Services Capital Fund	209

MULTNOMAH COUNTY, OREGON
Comprehensive Annual Financial Report
For the Year Ended June 30, 2023
Table of Contents (continued)

Combining and Individual Fund Statements and Schedules -

Proprietary Funds:

Enterprise Funds:

Combining Statement of Net Position	210
Combining Statement of Revenues, Expenses, and Changes in Net Position	211
Combining Statement of Cash Flows	212
Schedules of Revenues, Expenditures and Changes in Fund Balances - Budget and Actual:	
Health Department FQHC Fund	213
Dunthorpe-Riverdale Service District No. 1 Fund	214
Mid-Multnomah County Street Lighting Service District No. 14 Fund	215
Behavioral Health Managed Care Fund	216

Internal Service Funds:

Combining Statement of Net Position	217
Combining Statement of Revenues, Expenses, and Changes in Net Position	219
Combining Statement of Cash Flows	221
Schedules of Revenues, Expenditures and Changes in Fund Balances - Budget and Actual:	
Risk Management Fund	225
Fleet Management Fund	226
Fleet Asset Replacement Fund	227
Information Technology Fund	228
Mail Distribution Fund	229
Facilities Management Fund	230

Combining and Individual Fund Statements and Schedules -

Fiduciary Funds:

Custodial Funds:

Combining Statement of Fiduciary Net Position	231
Combining Statement of Changes in Fiduciary Net Position	233

Other Financial Schedules:

Property Tax Collections and Outstanding Balances	235
Full Faith and Credit Bonds Outstanding	236
General Obligation Bonds Outstanding	238
Loans Payable Outstanding	239

MULTNOMAH COUNTY, OREGON
Comprehensive Annual Financial Report
For the Year Ended June 30, 2023
Table of Contents (continued)

STATISTICAL INFORMATION SECTION

Financial Trends:

Net Position by Component	240
Changes in Net Position	242
Fund Balances, Governmental Funds	246
Changes in Fund Balances, Governmental Funds	248

Revenue Capacity:

Program Revenues by Function/Program	250
Tax Revenues by Source, Governmental Funds	252
Assessed Valuation and Actual Values of Taxable Property	253
Property Tax Levies and Collections	254
Property Tax Rates - Direct and Overlapping Governments	255
Principal Taxpayers	256

Debt Capacity:

Computation of Direct and Overlapping Debt	257
Ratio of Outstanding Debt by Type	258
Ratios of General Bonded Debt Outstanding	259
Legal Debt Margin Information	260

Demographic and Economic Information:

Demographic and Economic Statistics	262
Principal Employers	263
Full Time Equivalent County Employees by Function/Program and Bargaining Unit	264

Operating Information:

Operating Indicators by Function/Program	266
Capital Asset and Infrastructure Statistics by Function/Program	270

AUDIT COMMENTS AND DISCLOSURES

Report of Independent Auditors Required by Oregon State Regulations	274
---	-----

FEDERAL GRANT PROGRAMS

Report of Independent Auditors on Internal Control Over Financial Reporting and on Compliance and Other Matters Based on an Audit of Financial Statements Performed in Accordance with Government Auditing Standards	276
--	-----

MULTNOMAH COUNTY, OREGON
Comprehensive Annual Financial Report
For the Year Ended June 30, 2023
Table of Contents (continued)

Report of Independent Auditors on Compliance for Each Major Federal Program and Report on Internal Control Over Compliance Required by the Uniform Guidance	278
Schedule of Expenditures of Federal Awards	281
Notes to Schedule of Expenditures of Federal Awards	292
Schedule of Findings and Questioned Costs	293
Summary Schedule of Prior Audit Findings for the Fiscal Year Ending June 30, 2022	295

(This page intentionally left blank.)

INTRODUCTORY SECTION

(This page intentionally left blank.)



Department of County Management
Finance and Risk Management

Office of the Chief Financial Officer
501 SE Hawthorne Blvd. Suite 531
Portland, Oregon 97214

Eric Arellano
Chief Financial Officer

Phone: 503-988-6718
Email: eric.j.arellano@multco.us

November 17, 2023

Honorable County Chair, Board of County Commissioners
and Citizens of Multnomah County, Oregon,

We are pleased to submit the Annual Comprehensive Financial Report (ACFR) of Multnomah County, Oregon, (the County) for the fiscal year ended June 30, 2023, together with the unmodified opinion of our independent certified public accountants, Moss Adams LLP.

The ACFR is published to provide the Board of County Commissioners, County staff, our residents, and other interested readers with detailed financial information that presents the County's financial position and activities of County departments. The Department of County Management is responsible for the preparation of this report as required by Oregon Revised Statutes (ORS 297.425). Also included are Audit Comments and Disclosures required under the *Minimum Standards for Audits of Oregon Municipal Corporations* of the Oregon Administrative Rules (OAR).

In addition, the County is required to have a comprehensive single audit of its Federal Assistance Programs in accordance with the Office of Management and Budget (OMB) 2 CFR Part 200 (Uniform Administrative Guidance) and the provisions of Government Auditing Standards promulgated by the U.S. Comptroller General as they pertain to financial and compliance audits. A report on the County's compliance with applicable Federal laws and regulations related to the OMB 2 CFR Part 200 is included with this reporting beginning on page 276.

This report presents fairly the financial position of the various funds of the County at June 30, 2023, and the operations of the various funds in conformance of accounting principles generally accepted in the United States of America (US GAAP). It is prepared under the guidelines for financial reporting developed by the Government Finance Officers Association of the United States and Canada (GFOA) and the principles established by the Governmental Accounting Standards Board (GASB), including all effective GASB pronouncements.

Management's Discussion and Analysis (MD&A) immediately follows the independent auditor's report and provides a narrative introduction, overview and analysis of the basic financial statements. MD&A complements this letter of transmittal and should be read in conjunction with it.

PROFILE OF MULTNOMAH COUNTY, OREGON

County Profile

Multnomah County, incorporated in 1854, is located in northwestern Oregon at the confluence of the Columbia and Willamette rivers, approximately 110 river miles and 80 highway miles from the Pacific Ocean. The County covers 465 square miles, and serves an estimated population as of July 1, 2022 of 810,242 residents. The cities of Portland and Gresham are the largest incorporated cities in the County.

Multnomah County is governed according to its Home Rule Charter. The County's charter, adopted in January 1967, has had several subsequent amendments. The County is governed by a Board of County Commissioners consisting of four non-partisan members elected from designated districts within the County and the Chair of the Board, elected at large. The Board of County Commissioners conducts all legislative business of the County.

Multnomah County provides a full range of services including, but not limited to:

- Law Enforcement
- Elections
- Adult and Juvenile Corrections
- Animal Control
- Public Health
- Construction and Maintenance of Roads, Bridges, and Other Infrastructure
- Parole and Probation
- Aging and Disability Services
- Health Services (Clinical and Dental Services)
- Mental Health and Addictions Services
- Services to Houseless Individuals
- Internal Business Support

In November 2012, the voters of Multnomah County approved the creation of the Multnomah County Library District. The Library District formed in fiscal year 2014 and is supported by a dedicated Property Tax levy. It is legally separate from Multnomah County, although the Board of County Commissioners also serves as the Library District Board. The Library District is included in the County's financial statements, as is The Library Foundation, a tax-exempt foundation whose primary purpose is to support the County's libraries through raising, receiving, administering and disbursing funds, grants, bequests and gifts for the benefit of the County libraries.

Certain sanitary and lighting services are provided as legally separate Service District Authorities, which function, in essence, as departments of the County and therefore are included in the County's financial statements as component units. The County also maintains a Hospital Facilities Authority (Authority) whose primary purpose is to issue conduit debt for health care facilities. The Hospital Facilities Authority is also considered a component unit but it is not included in the County's financial statements as the activity of the Authority is not material to the County's financial statements.

Additional information on these legally separate entities can be found in Note I. *Summary of Significant Accounting Policies* of the *Notes to the Basic Financial Statements*.

PROFILE OF MULTNOMAH COUNTY, OREGON

Accounting System and Budget Control

This report consists of management's representations concerning the finances of the County. Management assumes full responsibility for the completeness and reliability of all information presented in this report. To provide a reasonable basis for making these representations, management has established a comprehensive internal control framework that is designed both to protect the County's assets from loss, theft, or misuse and to compile sufficient reliable information for the preparation of the County's financial statements. Because the cost of internal controls should not outweigh their benefits, the County's comprehensive framework of internal controls has been designed to provide reasonable assurance that the financial statements will be free from material misstatement. As management, we assert that, to the best of our knowledge and belief, this financial report is complete and reliable in all material respects.

The County's budget is prepared on the modified cash basis of accounting. In accordance with State statutes, the County budgets all funds except custodial funds. The County budget is adopted by the Board of County Commissioners by department for each fund. The expenditure appropriations lapse at the end of the fiscal year. Additional unanticipated resources and corresponding appropriations may be added to the budget during the fiscal year through a supplemental budget process. Original and supplemental budgets may be modified during the fiscal year by the use of appropriation transfers between categories. Appropriation transfers must be approved by the Board of County Commissioners in public meetings prior to the related expenditures. During the fiscal year, five supplemental budgets were adopted.

Budget to actual comparisons are provided in this report for each individual governmental and proprietary fund for which an appropriated annual budget has been adopted. The General Fund, the Federal/State Program Special Revenue Fund, the Coronavirus (COVID-19) Response Special Revenue Fund, and the Preschool for All Program Special Revenue Fund budget to actual comparisons are provided on pages 63-66 as part of the basic financial statements for the governmental funds. For the Multnomah County Library Capital Construction Fund and all other governmental funds with appropriated annual budgets, this comparison is presented in the governmental fund subsection of this report, which starts on page 160.

ECONOMIC CONDITIONS AND FINANCIAL OUTLOOK

Economic Conditions and Financial Outlook

Local Economy: Multnomah County is in the “Greater Portland” metropolitan area, which include cities on both sides of the Columbia River. This metropolitan area is the financial, trade, transportation and service center for Oregon, southwest Washington and the Columbia River Basin. Its manufacturing base includes electronics, machinery, transportation equipment, and fabricated metals.

The national economy continues to struggle with inflationary pressures but inflation has eased in the past year and economic growth is outpacing expectations. The general consensus among economists is that we will see a soft landing rather than a mild recession. The outlook for revenue growth for the County's key General Fund resources remains strong despite inflationary pressures, continued rate hikes by the Federal Reserve, and the growing concern of a mild recession. The County's revenues are closely tied to national economic issues but there are times when revenues increase or decrease in ways that do not follow national economic trends. The County has seen record Business Income Tax revenues as a result of record corporate profits during the pandemic. In 2022 corporate profits fell but remained above historical trends. Rising interest rates have cooled the housing market and property development but property tax revenues from most properties will continue to increase by 3 percent per year. The Federal Reserve, through interest rate hikes, has decreased headline inflation (total inflation in the economy) but core inflation (inflation without food and energy prices) remains high. Personnel costs are the County's biggest expenditure, labor contracts tie annual cost of living (COLA) to official measures of inflation. The County has historically capped labor contract COLAs at 4 percent but negotiated a higher 5 percent COLA for both fiscal year 2023 and 2024. Continued inflationary pressures raise concerns about a future structural deficit as personnel costs outpace property tax revenues due to constitutional property tax limitations.

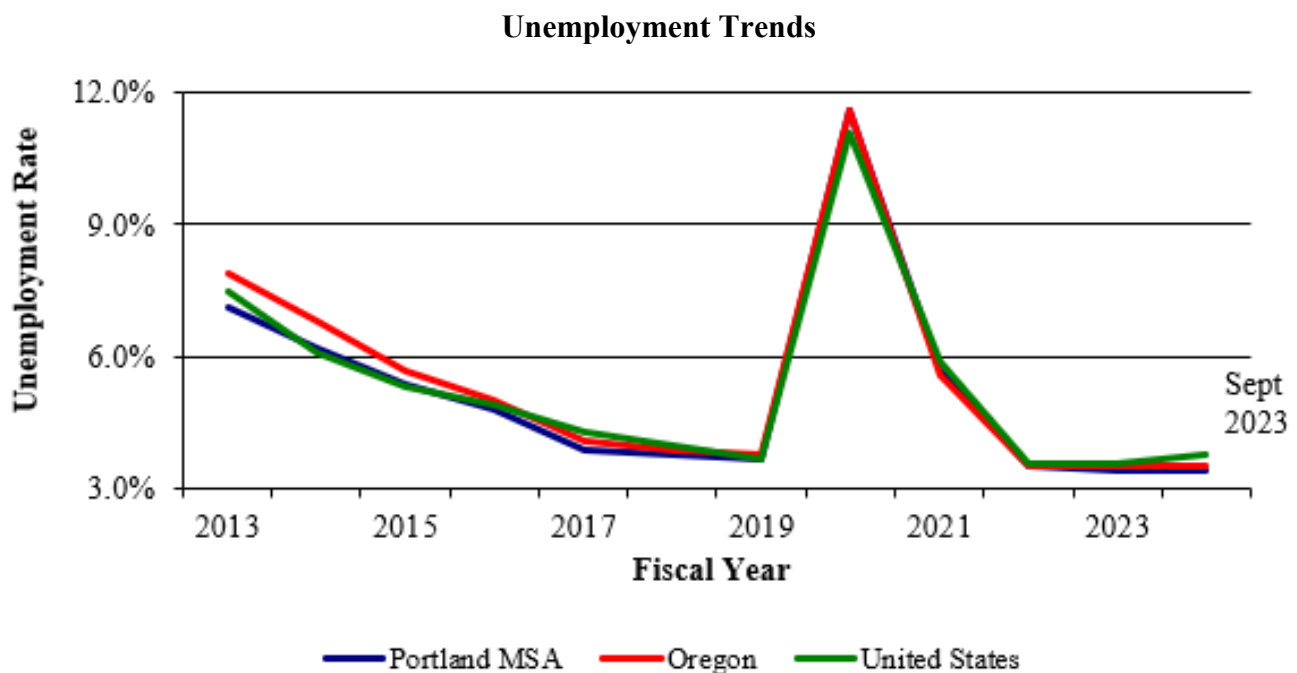
The unemployment rate in Portland metropolitan area as of September 2023 was 3.4 percent, a 0.2 percent decrease from September 2022 and a 9.7 percent decrease from the peak pandemic unemployment rate. Local unemployment remains slightly below and national levels, but like many other metro areas around the country, employment remains below pre-pandemic levels.

Gross Domestic Product (GDP) – the output of goods and services produced in the United States – increased at an annual rate of 2.2 percent and 2.1 percent in quarters one and two of 2023, but is expected to increase to 4 percent in quarter three of 2023. Economic growth remains strong driven by continued strength in consumer spending, strong build in private inventories, healthy wage growth, and a resilient labor market. The fast pace growth in quarter three is expected to ease in the coming quarters. To combat historic inflationary pressures the Federal Reserve has increased interest rates eleven times over the last year and a half to 5.5 percent. The Federal Reserve expects to raise rates one more time before holding rates steady. This unprecedented action has cooled inflation but concerns remain of a prolonged high interest rate period that increases the likelihood of a future recession.

ECONOMIC CONDITIONS AND FINANCIAL OUTLOOK

The Federal government took extraordinary measures to combat the economic disruption of the pandemic. In March of 2020, US Congress passed economic relief package, Coronavirus Aid, Relief, and Economic Security (CARES) Act and more recently in March of 2021 passed The American Rescue Plan Act (ARPA). Both of these legislative actions provided direct economic assistance to workers and small businesses, in addition to providing financial support to local governments to combat the impacts of COVID-19. Multnomah County received a direct allocation of \$28 million from CARES Act in fiscal year 2020 and \$157.8 million over a two-year period (fiscal year 2021-2022) from ARPA, the latest payment of \$78.9 million in late fiscal year 2022. Economic growth returned to normal levels after the massive contraction caused by the pandemic.

The chart below displays how unemployment rates have steadily declined since the great recession of 2008, with the local rates being slightly below the national average. The economic impact of the global pandemic has resulted in the local unemployment rates peaking in 2020 slightly above national rates (11.6 vs 11.1 percent) but decreasing to 3.4 percent in September 2023 slightly below national average of 3.8 percent.



Locally, the residential real estate market has seen continuous price increases until very recently. The increase in interest rates have directly impacted the housing markets by driving down home prices. Higher borrowing costs mean potential buyers have a lower maximum offering price to keep mortgage costs flat. As measured by S&P Case-Shiller Home Price Index for Portland metro area, home prices decreased by 0.6 percent during 2022, compared to increases of 17.9 percent during 2021. The west coast of the United States saw a more significant decrease in house prices in comparison to other parts of the country. High interest rates and continued safety concerns in downtown Portland have slowed new development in Multnomah County.

ECONOMIC CONDITIONS AND FINANCIAL OUTLOOK

The Oregon Economic and Revenue Forecast (dated September 2023) is now predicting a soft economic landing rather than mild recession. Although economic uncertainty remains, macroeconomic indicators remain strong. Inflation is slowing (income gains are once again outpacing price increases), labor markets remain tight, unemployment rates remain low, supply chain issues from the pandemic have eased, and consumer spending is strong. The annual growth in income for Oregon's higher income base (returns greater than \$250,000) grew by about 25 percent in tax year 2021, tax year 2022 may be similar. State revenue collections in recent months have tracked closely with the May 2023 forecast. The State General Fund revenues for the 2023-25 biennium are expected to reach \$25,663 million, which is a \$354 million increase from the May 2023 forecast. The increase can be attributed to collections from corporate income taxes outpacing expectation but the personal income tax revenue forecast was adjusted down by \$24.7 million from May 2023 forecast. Personal income tax collections were at historic levels in 2022 driven by higher levels of realized capital gains. Income from realized capital gains is expected to decrease in 2023.

Financial Outlook: At the beginning of March 2020, the Board of County Commissioners facing a General Fund budget deficit for fiscal year 2021 and a long term “structural deficit,” approved an amendment to the County Business Income Tax (BIT) code that increased the BIT rate beginning with tax year 2020 from 1.45 percent to 2 percent. At the time, it was estimated this rate increase would solve the structural deficit over a 5-year period. The global pandemic significantly altered the County's financial picture by reducing forecasted tax revenues (BIT and Motor Vehicle Rental Taxes). Fortunately for the County, the federal aid packages of 2020 and 2021 drove a faster than expected economic recovery that has supported stability and growth in the County's key tax revenues. BIT revenues grew 62 percent from fiscal year 2020 to 2022 driven by record corporate profits, but decreased slightly in 2023. Property tax revenues grew 5.7 percent and 3.9 percent in fiscal years 2022 and 2023. Motor vehicle rental tax revenues have recovered to pre-pandemic level, revenues were up 7 percent in fiscal year 2023. Though revenue growth remains healthy, inflation levels at 40-year highs raise concerns of future periods of structural deficit.

Oregon's constitutional property tax limits (passed by Oregon voters in 1990 and 1997) general limits the growth of property taxes on individual properties to 3 percent a year. Since property taxes make up a significant percentage of general fund revenues (about 60 percent), the property tax limits have the effect of constraining overall revenue growth and making the County vulnerable to prolonged periods of high inflation. Personnel costs are the County's biggest expenditure, when these costs grow faster than property tax revenues it creates a "structural deficit" for the General Fund. Multnomah County ratified six labor agreements (several of the largest bargaining units) in fiscal year 2023 and four agreements expired on or before June 30, 2023. Labor contracts have driven up overall labor costs for the County, the cost of living (COLA) was above 5 percent for fiscal year 2023 and 2024. In the latest General Fund Forecast, the COLA will be slight below 4 percent in fiscal 2025.

ECONOMIC CONDITIONS AND FINANCIAL OUTLOOK

Starting in fiscal year 2023, several large urban renewal areas (URA) in the City of Portland will expire, returning assessed value (AV) above their frozen base back into the property tax rolls. In fiscal year 2024, two of largest URA's will return to the rolls, in those years AV growth is expected to nearly double. As a result of the expiring URA's the County expects property tax revenue growth to be significantly higher than normal in the coming years. Property tax revenues are expected to grow by about 8 percent in fiscal year 2024, driven by lower compression and expiring urban renewal areas. Much of the additional property tax revenue has been offset by increases to labor costs following recent labor bargaining. Motor vehicle rental tax revenues have recovered to pre-pandemic levels in fiscal year 2022 and are expected to grow by 2.9 percent in fiscal year 2024. BIT revenues are expected to decrease by about 4 percent in fiscal year 2024 as historically high corporate profits cool and inflationary pressures slow consumer demand.

The most recent County 5-year General Fund Forecast is projecting a \$2.6 million deficit in fiscal year 2025 and a period of deficit growth from fiscal year 2026-2029 primarily driven by growing in labor costs and a slowing of historically high corporate profits. To mitigate against growing deficits the County is anticipating future budget cycles with spending constraints.

As the local Public Health Authority, Multnomah County played a leading role in the regional COVID-19 response. Multnomah County has provided broad level supports to combat the pandemic and its economic impacts. Services included testing, contact tracing, isolation and quarantine, physical distancing shelters, vaccination, housing, rent assistance, food assistance, business relief, etc. Both the health and economic impacts of COVID-19 fell disproportionately on communities of color. The County's COVID-19 response has been culturally-specific and has targeted resources to communities hardest hit. The County provides an equity lens to all policy decisions. More recently, as conditions improved with the pandemic the County pivoted from emergency response to long-term disease management and economic recovery efforts. The County has focused on housing stability, behavioral healthcare, and essential wraparound services. These are lifelines for individuals and families who face increased housing insecurity, food instability, trauma, and inadequate access to healthcare.

In fiscal year 2023, Multnomah County spent \$125 million on its COVID-19 response, down from nearly \$158 million in fiscal year 2022. External funding has primarily funded Multnomah County's pandemic response: this included direct federal assistance (e.g. ARPA) and new or enhanced grant funding. Multnomah County received a direct ARPA allocation for \$157.8 million (received over a two-year period, 2021-2022) to be used on COVID-19 related expenditures. The funding has an expiration date of December 31, 2024. As of June 30, 2023, the County has spent about 80 percent of its direct allocation. Remaining ARPA funding has been programmed to be spent out in fiscal year 2024. Below is summary of priority areas used by the County to allocate funding.

ECONOMIC CONDITIONS AND FINANCIAL OUTLOOK

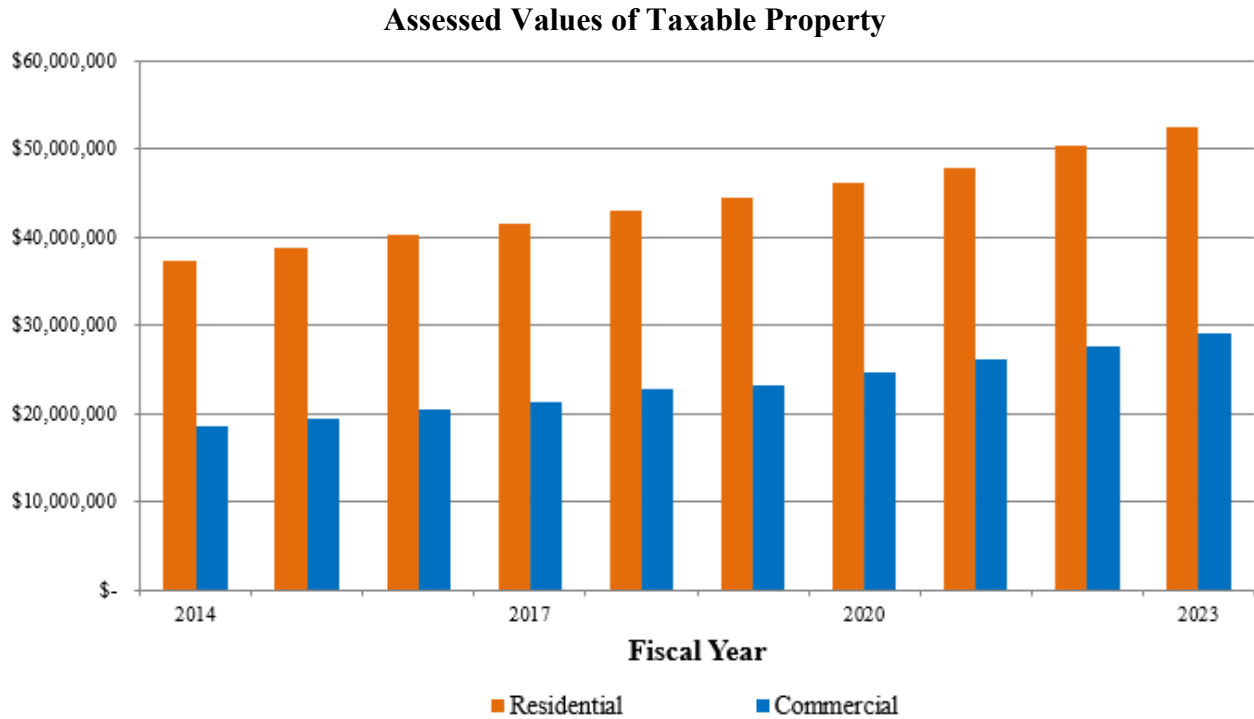
- 01 Public Health Emergency Response**
Testing, tracing, outbreak response, vaccination, call center, emergency ops, communication, education & engagement.
- 02 Core Services Supporting People in our Care**
Uphold the welfare of people in our direct care, particularly those in congregate settings like shelter, jail and juvenile detention.
- 03 Restore Services Impacted by Budget Reductions**
Restore and continue important services that are impacted by budget cuts at the local, state or federal level.
- 04 Crisis Response & Community Recovery**
Maintain the social service safety net, and make investments that address the negative impacts of the pandemic to help our community recover.
- 05 Critical County Infrastructure**
Investments in key County infrastructure like improved air quality in our buildings and expanded technology.

The County will continue to fund certain programs that are supporting the economic recovery beyond the expiration of federal assistance. Uncertainty remains on how those critical programs will be funded as ARPA and other enhanced federal/state funding end.

General Fund Revenues: As noted previously, property taxes are the largest single source of revenue in the County's General Fund. Property taxes account for more than 60 percent of General Fund revenues and have seen a consistent, slow increase over the past ten years despite significant increases in real estate values. Property taxes are governed by two state constitutional measures, Measure 5 and Measure 50, which set limits on the amount of tax that can be collected. In fiscal 2023, property taxes collections were up 3.9 percent and the forecasted growth is expected to increase to about 8 percent in fiscal year 2024 primarily due to lower compression and URA's coming back to tax rolls.

ECONOMIC CONDITIONS AND FINANCIAL OUTLOOK

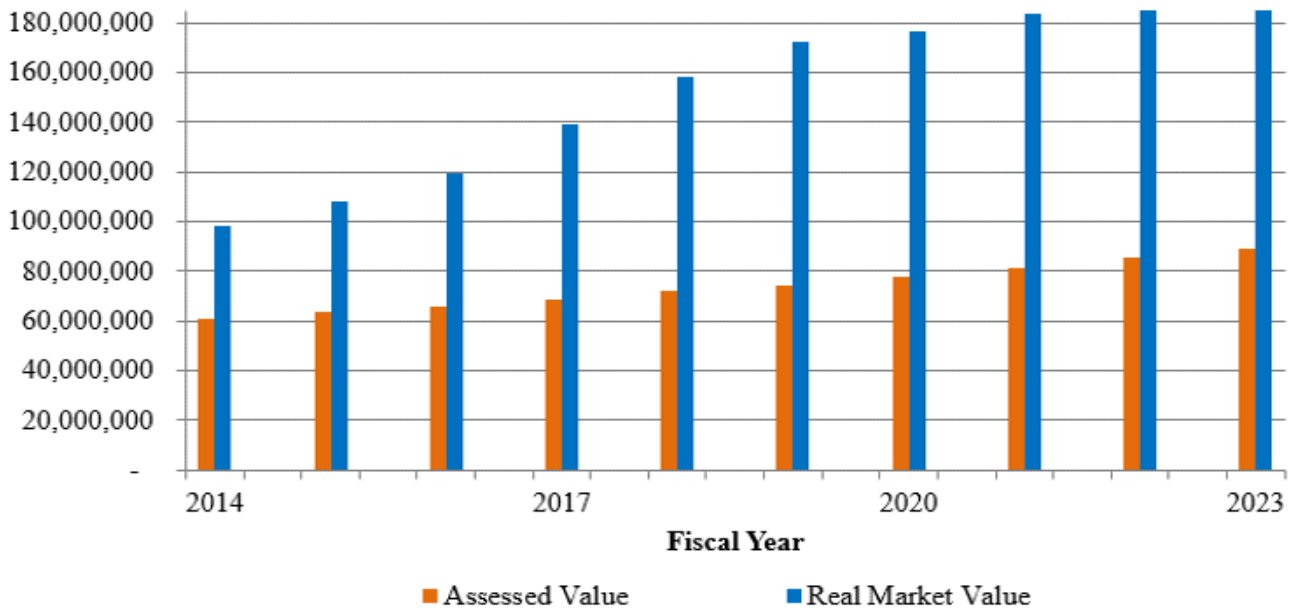
The following charts highlight the County's residential and commercial assessed values (AV) over the past ten years. Residential property has experienced a 40.9 percent increase in AV over a ten-year period compared to a 57.9 percent increase for commercial AV over the same period.



ECONOMIC CONDITIONS AND FINANCIAL OUTLOOK

The following chart highlights an interesting feature of Oregon's tax system. All new construction is placed on the tax rolls using what is known as a Changed Property Ratio (CPR). The CPR indexes all taxable property values to what they would have been in 1995, the effective year of Measure 50. As an example, a new house that sold in Multnomah County for \$500,000 would have an AV of about \$250,000 which could then only grow by 3 percent annually. A separate CPR is calculated for each class of properties. While the statutory limits on AV growth tend to restrict the growth in tax revenues, applying the CPR ensures that revenues are buffered somewhat during economic downturns.

Assessed v. Real Market Value



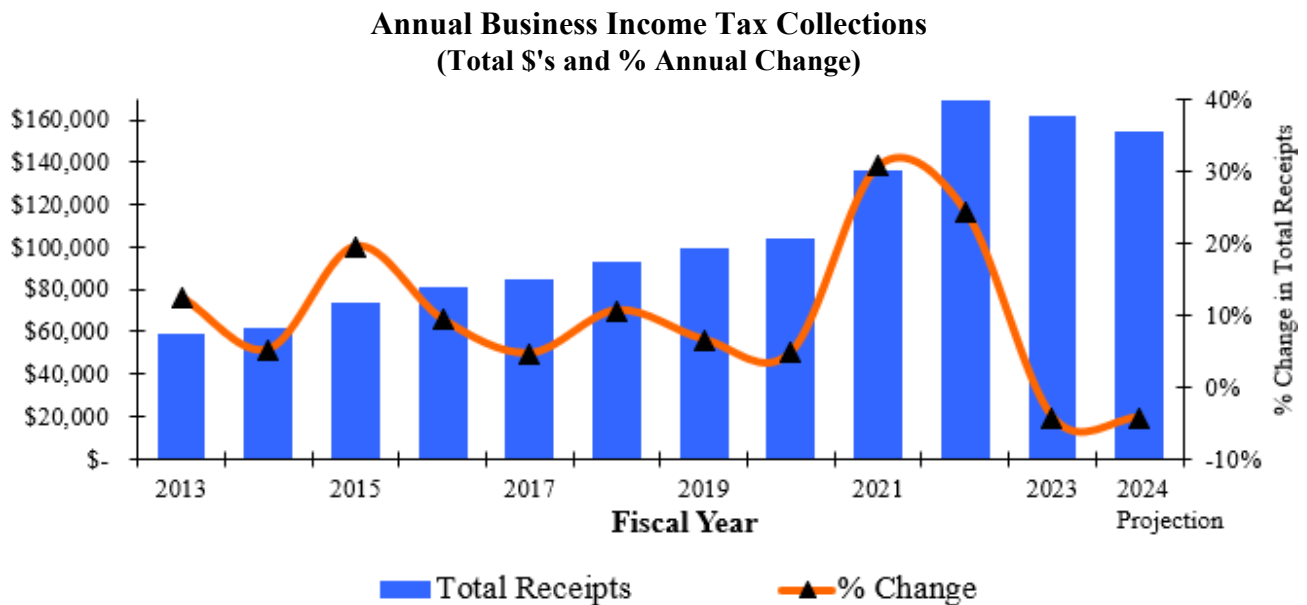
ECONOMIC CONDITIONS AND FINANCIAL OUTLOOK

Business income tax (BIT) is the second largest source of revenue in the General Fund and is set at a rate of 2 percent of net income. In March of 2020, the Board of County Commissioners approved an increase to the tax rate from 1.45 percent to 2 percent beginning with tax year 2020. The last permanent tax rate increase occurred in 1987. Unlike the State of Oregon’s corporate income tax, the BIT is assessed against all types of business entities. There are over 200,000 active business income accounts in Multnomah County. Tax collections generally parallel economic cycles. In fiscal year 2023, collections were \$162 million, a 4 percent decrease from fiscal year 2022. BIT collections reached their highest levels in 2022, totaling \$169 million. Since the end of the “great recession” BIT revenues have grown, on average, by 10 percent annually.

The current fiscal year 2024 forecast assumes a continued decline from historic highs reached in fiscal year 2022, with a year to year decrease of 4 percent. The federal economic intervention in 2021 and 2022 has helped increase overall incomes boosting increased spending and aggregate demand. US household incomes have seen a boost in wages and available savings. Some of the largest payers of the County’s BIT have seen stronger than expected profits coming out of the pandemic. Average tax contributions from the top 10 payers from 2003-2017 tax years was about 11 percent, for tax year 2020 the contributions increased to almost 21 percent. For the same periods, average contributions from the top 100 payers went from 32 percent to 43 percent. Corporate profits have sharply increased since 2020 peaking in 2022, but BIT collections have started to decline as labor costs increase, interest rates rise, and inflationary pressures slow consumer demand. The current forecast assumes BIT collections to remain flat in fiscal year 2025 and increase at an average growth rate of 5 percent from fiscal years 2026-2028. The County continues to plan conservatively with BIT, as economic uncertainty remains.

The County has taken proactive measures to establish a separate contingency amount in the General Fund to guard against downturns in the BIT. The “BIT Stabilization Reserve” is set at \$18.6 million in fiscal year 2024, which provides an additional 12 percent buffer.

The following chart highlights the volatility of BIT collections over the past eleven years.



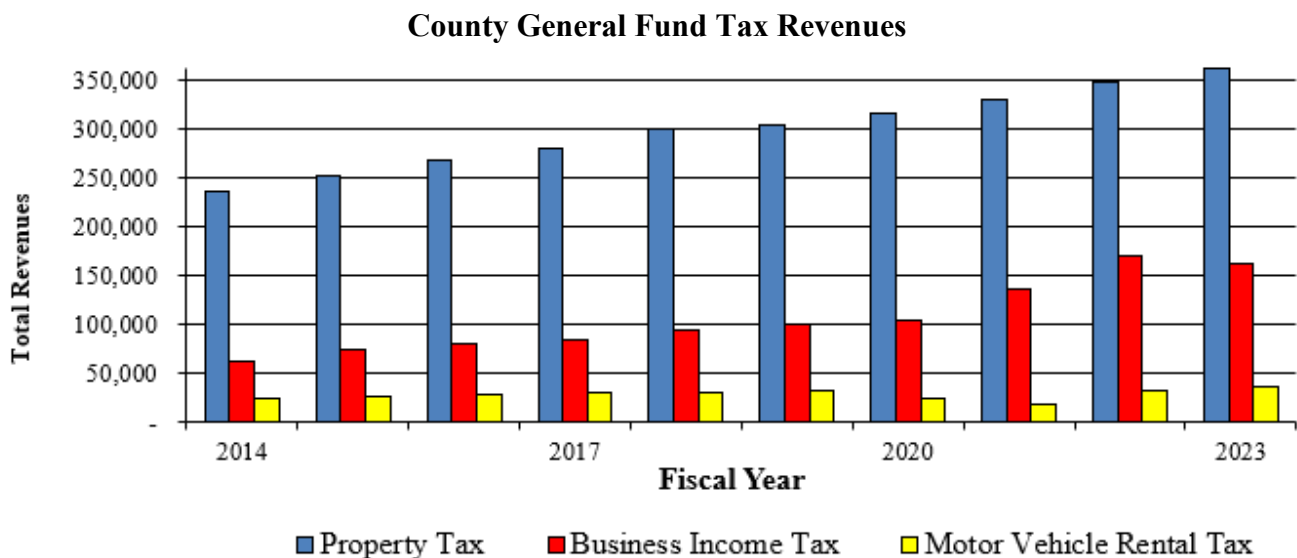
ECONOMIC CONDITIONS AND FINANCIAL OUTLOOK

Motor vehicle rental taxes (MVRT) account for about 6 percent of General Fund tax revenues. In 2010, the tax rate on vehicle rental charges was increased from 12.5 percent to 17 percent, with the revenue from the 14.5 percent dedicated for use in the General Fund and the remaining 2.5 percent dedicated for use in a Visitors Development Trust Fund. MVRT collections are highly influenced by the economy.

The travel and tourism industry was particularly hard hit by the spread of COVID-19 with global declines in travel, major event cancellations, and hotel closures or reduced capacity. The pace and degree of the downturn was unprecedented, at the peak of the downturn, air travel at the Portland International Airport was down over 90 percent. Travel activity at the Portland International Airport (PDX) significantly improved in 2021-2022 as travel became safer. Though PDX domestic deplaned passenger rates remain below pre-pandemic levels a steady improvement has been seen along with a return to annual seasonality. From calendar year 2021 to 2022 PDX domestic deplaned passengers increased by almost 46 percent. This year-over-year change in deplaned passengers at PDX is highly correlated to MVRT collections. MVRT collections were down 23 percent in fiscal year 2020 and down 28 percent in fiscal year 2021. MVRT collections have had a steady recovery and now exceed pre-pandemic levels. In fiscal year 2022, MVRT collections were up 90 percent and 7 percent in fiscal year 2023. The recovery has been primary driven by improvements in travel industry, rental rate increases driven by inventory shortages, overall inflation, and growth in recreational and peer-to-peer rentals. Current forecast assumes MVRT collections will increase by about 2.9 percent in fiscal year 2024 and will continue to grow slowly (2 percent annual growth rate) over the next 5 years.

MVRT collections over a 10-year period (2014-2023) have grown at an average rate of 9 percent annually, which is reflective of a healthy rental car industry in Multnomah County.

The following graph highlights the major tax sources that make up the County's General Fund.



ECONOMIC CONDITIONS AND FINANCIAL OUTLOOK

Historically the State of Oregon provides over 30 percent of the County's total funding. Most of this revenue is recorded in the Federal/State Program Fund. While technically not a General Fund revenue source, the General Fund is used to leverage state support, and the County has used General Fund resources to backfill state funded programs. The State's General Fund is highly dependent upon economically sensitive income taxes. The State does not have a very diverse revenue base – Oregon is one of only five states that do not levy a sales tax – and over 80 percent of State General Fund revenue comes from Personal Income Tax. The State of Oregon revenue outlook is stable, the most recent general fund forecast for the 2023-2025 biennium is expected to increase by \$354 million driven by higher than expected corporate income tax collections.

The State of Oregon implemented Senate Bill 1049 in 2020, which aims to reduce PERS cost growth. The reform re-amortizes Tier One & Tier Two Unfunded Actuarial Liability (UAL) over a 22-year period, redirects a portion of the Individual Account Program (IAP) into an Employee Pension Stability Account (EPSA), limits final average salary for all members to \$195,000 (indexed), and eliminates hour limits and exceptions for work after retirement in calendar years 2020-2024. The changes present short- and long-term financial impacts to the County. The majority of the impacts come from the re-amortization of the UAL and to a lesser extent the IAP redirect by providing short-term rate relief starting in fiscal year 2022. In the long term the re-amortization will result in higher PERS costs as system funding level will be lower than the previous policy. The change will also increase system risk due to longer exposure to the assumed earnings rate. The County has established more PERS side accounts to reduce some of the long-term risks associated with legislation. The County's outstanding PERS Bond (issued in 1999) will fully mature in fiscal year 2030, which will provide significant savings to the County General Fund. Over the remaining term of bonds, average annual debt service is just under \$37 million.

Oregon PERS board voted to reduce the assumed earnings rates from 7.2 percent to 6.9 percent beginning January 2022. The assumed earnings rate represents the rate the Oregon PERS Fund is expected to earn in investment returns over 20 years. The change in assumption moderately impacted County PERS planning as the County had expected a reduction. Multnomah County's reported net pension liability as of June 30, 2023 (measurement date of June 30, 2022) was \$541.2 million, a \$144.5 million increase from reported net pension liability as of June 30, 2022.

From fiscal year 2017-23 (\$25 million annually from FY 2017-20 and \$25 million in FY 2023) the County established five side accounts with Oregon PERS totaling \$125 million to mitigate rising PERS rates. These funds are invested by PERS and earn the same rate of return as the overall PERS portfolio. In addition, as established by SB 1049, the County participated in the PERS Employer Incentive Fund (EIF) match program. The PERS EIF provided a 25 percent match on qualifying side accounts made after June 2, 2018. The County received a full match on two side accounts totaling \$12.5 million. PERS costs are a significant portion of the County's overall personnel costs, over 25 percent of base pay. The County's PERS rates are set biennially (fiscal year 2024 will begin new biennium). The County has historically smoothed (partly using side accounts) internal rates it charges to its service departments to provide predictability, stability, and reduce risk. Senate Bill 1049 has provided some rate relief but the County expects future rate increases with recent market performance struggles.

ECONOMIC CONDITIONS AND FINANCIAL OUTLOOK

Financial and Budget Policies: The County has established financial and budget policies, which are reviewed and adopted annually by the Board of County Commissioners in connection with the budget process. Some of the goals of the financial policies include:

- Preserving capital through prudent budgeting and financial management,
- Achieving the most productive use of County funds that meets the goals of the Board of County Commissioners,
- Achieving a stable balance between the County’s ongoing financial commitments and the continuing revenues available to the County,
- Leveraging local dollars with Federal and State funding grants, and
- Maintaining accountability to the residents of Multnomah County.

Consistent application of these financial policies has helped ensure that the County has appropriately recorded and accounted for transactions in its financial statements.

The County’s adopted financial and budget policies generally provide for the County to use one-time-only resources for costs that will not recur in future years. However, the policies allow the use of one-time-only resources when, in the short term, it would be more beneficial to allocate such resources to the highest priority public services than to restrict them to non-recurring costs.

In fiscal year 2015, the Board of County Commissioners updated its use of one-time-only resources policy, directing that “after fully funding reserves as established by policy, 50 percent of any remaining one-time-only resources will be allocated to the capitalization, or recapitalization, of major County facilities projects and/or information technology projects.” This policy refinement has limited one-time-only funds being used for recurring costs, while addressing long-term facility and information technology costs.

The fiscal year 2024 adopted budget includes approximately \$99.3 million of one-time only General Fund resources after fully funding the General Fund Reserves. The majority of these one-time only funds are used for one-time-only expenses:

Purpose	Amounts (in thousands)
Housing and Homeless Capital Fund	\$ 9,750
Rockwood Community Health Center	3,572
Emergency Response - Shelter Operations	17,041
Justice Center Electrical System Upgrades	1,510
SB 1145/State Impacts Contingency	5,973
BIT Stabilization Reserve	18,609

A complete list of the uses of one-time-only funds can be found on pages 49-53 of the Budget Director’s Message in the County’s fiscal year 2024 adopted budget. The adopted budget document can be found online at: <https://www.multco.us/budget/fy-2024-adopted-budget>.

ECONOMIC CONDITIONS AND FINANCIAL OUTLOOK

By adopting the financial and budget policies, the Board of County Commissioners acknowledges that, to avoid financial instability, continuing requirements should be insulated from temporary fluctuations. Therefore, one of the goals of the Board of County Commissioners is to fund and maintain a reserve designated as unappropriated fund balance and set at 12 percent of budgeted “corporate” revenues (i.e., property taxes, business income taxes, and motor vehicle rental tax) of the General Fund. The reserve is to be used for periods where revenues experience significant declines or are used for non-recurring extreme emergencies such as disaster relief. Maintaining an appropriate reserve also helps the County achieve favorable bond ratings. Moody’s Investor Services currently rates the County as Aaa, and Standard & Poor’s AAA, for general obligation and for full faith and credit debt indicating that the County’s financial capacity to repay its debt obligations is very strong.

For fiscal year 2024, Multnomah County's General Fund reserve totals \$71.1 million. In order to follow best practices and strengthen reserve balances, the County set a multi-year plan to raise reserve levels from historical 10 percent to 15 percent over a 5-year period, 12 percent in fiscal year 2024. Separate from the General Fund reserve, the County has a BIT stabilization reserve also set at 12 percent, \$18.6 million.

Long-term financial planning: The County’s Chief Financial Officer and Budget Director work closely with the Board of County Commissioners and the Chair’s Chief Operating Officer to develop short-term and long-term financial goals and to address the financial stability of the County. The County’s Chief Financial Officer and Budget Director also meet with other local jurisdictions to confer on financial issues that either overlap or impact each entity.

Major initiatives: The County’s overall financial outlook has improved significantly since the end of the “great recession”. The regional economy continued to perform well during the pandemic (aided by the federal assistance programs), as evidenced by the fact that receipts from the Business Income Tax reached record highs in fiscal year 2022. As a result of improved economic conditions, the County has been able to focus on and continue longer-term initiatives.

The County has undertaken a number of major capital project initiatives over the past few years. Among those projects are the construction of a new Health Department headquarters. The completed building of approximately 157,000 square feet with nine floors of office, clinic, and laboratory space opened in March of 2019. The modern facility greatly enhanced service delivery for County residents. The total project costs came to approximately \$95 million, which includes new building and relocation costs. The General Fund contributed \$13.4 million, Prosper Portland in the form of a grant provided \$36.4 million and the remaining costs were supported by bond proceeds from a 2017 debt issue.

The County opened a new Central Courthouse in October of 2020. The new building replaces a 100-year-old facility that was structurally obsolete. The new Central Courthouse has 17 floors, 44 courtrooms, and meets all modern standards for court operations and security. The new building has approximately 455,000 square feet of space. The project is estimated to cost \$351 million when costs are fully closed out in fiscal year 2024. The County partnered with the State of Oregon and many other key stakeholders to complete this project. Under legislation passed in 2013 the State of Oregon provided \$125 million toward the construction of the project. County General Fund contributed approximately \$110 million and \$90 million in bond proceeds issued in 2017. The 2015 legislature authorized surcharges on court and parking fines that will be used to support between \$25 and \$35 million of the long-term debt associated with the project.

ECONOMIC CONDITIONS AND FINANCIAL OUTLOOK

The County made capital improvements to Department of Community Justice East Campus that houses parole and probation services. The project consolidated four separate sites into a single County owned site campus in order to improve operational efficiency, align departmental points of services with their client base, and eliminate exposure to increasing lease rates. The project was substantially complete by the end of fiscal year 2020. The total project cost came to approximately \$14 million. The General Fund contributed \$6.7 million, proceeds from the sale of an asset provided \$1.7 million and the remaining costs were supported by bond proceeds from a 2017 debt issue.

The Burnside Bridge is deemed a lifeline route for emergencies in Portland. The bridge is not up to the current seismic standards and is in need of rehabilitation or replacement to ensure it can serve as a lifeline corridor in an emergency, specifically remain operational in case of a magnitude 9.0 Cascadia Subduction Zone event. The County completed a feasibility study of the bridge in November of 2018 and the results were presented to the County Board. The County established the Earthquake Ready Burnside Bridge Capital Project (EQRB). The Transportation Division completed the environmental phase (National Environmental Policy Act - NEPA) in fiscal year 2023. In September of 2019, the County issued \$16 million in debt to support the NEPA Phase. The Design and Right-of-Way Phase of the project will begin in fiscal year 2024 and run through fiscal year 2026. In September 2022, the County issued \$25 million in debt to support 30 percent of Design and Right-of-Way project activities. If the County Board approves, construction would begin in second half of fiscal year 2026. The total project is estimated to cost \$895 million. Funding comes from the County's vehicle registration fees (VRF). The project team is evaluating additional funding options for Construction Phase (e.g. grant funding), but to advance project to construction phase further financing will be required supported by vehicle registration fees.

In April of 2019, the County purchased the Bushong & Co Building along with adjoining parking lot to be used as a Behavioral Health Resource Center (BHRC). The facility has been programmed to provide peer support services, transitional housing for homeless people with behavior health issues, and assisting people with finding housing and treatment services. In May 2021, the County Board approved the construction phase of the project. The total project cost is estimated at \$28.4 million. The State of Oregon provided \$10 million in project funding and the remaining balance was funded through County General Fund. The project was substantially complete and opened on December 5, 2022.

In November 2020, the voters approved two major Multnomah County ballot measures. Measure 26-211 approved a Library General Obligation Bond to expand and modernize certain library facilities and enhance library services across Multnomah County. In January 2021, the County issued general obligations bonds in the amount of \$387 million, bonds were issued with a \$50.7 million premium. The funding will support the following projects:

- Expansions and renovations to seven branch libraries: Albina, Belmont, Holgate, Midland, North Portland, Northwest, and St. Johns
- Building an East County Flagship Library
- Adding high speed internet to all libraries
- Creating a materials handling and distribution center

ECONOMIC CONDITIONS AND FINANCIAL OUTLOOK

The projects will significantly increase square footage across the Multnomah County Library System, with a focus on expanding space and services in East County. Capital project activities began in fiscal year 2021 and will continue through project completion in early fiscal year 2026. Project is estimated to cost \$426 million when substantially complete.

In December of 2020, the County purchased the Arbor Lodge facility located on N. Lombard Street to be used as COVID-19 vaccination site and warming/cooling shelter for homeless individuals. The facility is now being converted to a permanent shelter that will serve up 88 unsheltered individuals in a congregate setting and another 18 individuals who will reside in individual pods. The facility will serve only adults and will include a commercial kitchen, shower and laundry services, storage, computer stations, bike parking, and outdoor space. Construction improvements on the facility started in April of 2023 and the project is scheduled to be substantially complete by March of 2024. The project (capital improvements) is estimated to cost \$9.4 million and will be funded through State grants.

The County has begun work on upgrading the electrical system for the Justice Center. The Justice Center located in downtown Portland, is a 16 story commercial building with two sublevels of which nine floors are operated as a detention center. The facility is co-owned with the City of Portland and private party (0.75 percent). In late fiscal year 2023, the project moved from planning and design into construction phase. The fiscal year 2024 project budget is to complete the design phase and enter into construction project activities. The total estimated cost for the Justice Center Electrical Bus Duct System is between \$20.5 and \$25.5 million and the project will span multiple years. The City of Portland will fund 41.34 percent of total projects costs. The County will fund the remaining project balance with capital improvement fund and General Fund resources.

Three of the referenced projects use a significant portion of the County's debt capacity (as measured by its internal General Fund restrictions) for the next several years. In 2016, in recognition of this fact and in response to an internal audit report, the County initiated a Strategic Capital Planning process to identify, prioritize, and track future infrastructure investments. The planning process is an acknowledgment that the County should engage in a centralized planning effort that includes not only facilities capital projects but transportation (roads and bridges) and information technology projects as well. The process was refreshed in late fiscal year 2023 by the office the Chief Operating Officer. A capital steering committee comprised of the Chief Operating Officer, Deputy Chief Operating Officer, Chief Financial Officer, Budget Director, and department heads responsible for infrastructure planning sets a multi-year capital plan approved by the Board of County Commissioners. For a complete list of fiscal year 2024 budgeted County capital projects, refer to the adopted capital budget (tab 8, pages 1-54) in the County's adopted budget document, found at: <https://www.multco.us/budget/fy-2024-adopted-budget>.

Debt issuance by the County is limited by State Statute, however, the County further limits non-voter approved debt supported by the County General Fund to an annual debt payment amount that will not exceed 5 percent of General Fund budgeted revenues. In addition, debt that is supported by other funds are limited to 5 percent of the total revenues of the supporting fund unless dedicated revenue sources are pledged for repayment of debt service. Annual debt service payments should never exceed the minimum level of General Fund reserves, providing the County with the ability to meet annual debt payment obligations in the case of severe budgetary challenges. For fiscal year 2024, the County is using an estimated 42 percent of its debt capacity supported by the General Fund. The follow table displays the internal debt limit estimate for fiscal year 2024.

ECONOMIC CONDITIONS AND FINANCIAL OUTLOOK

FY 2024 County General Fund Debt Capacity Limit (in thousands)		
	As of 6/30/2023 Principal Outstanding	2023-24 Debt Service
Total Debt Subject to Financial Policy	\$242,051	\$30,704
(Less) Non General Fund Supported Debt		
Road Fund (Oregon Transportation Infrastructure Bank loan)	(810)	(292)
Sellwood Bridge (Series 2021 FFCO)	(79,750)	(8,585)
Burnside Bridge National Environmental Policy Act phase (Series 2019 FFCO)	(10,238)	(1,812)
Burnside Bridge Design & Right-of-Way (Series 2022 FFCO)	<u>(23,843)</u>	<u>(3,081)</u>
Total General Fund Obligation	\$127,410	16,936
(Less) Annual Payment From Other Sources		<u>(2,413)</u>
Net FY 2024 General Fund Obligation		\$14,523
REMAINING BORROWING CAPACITY		
Debt Capacity (Supported by General Government Fund Types Only)		
FY 2024 General Fund Revenues ¹	\$687,068	
Policy Limitation (5% of General Fund Revenues)	x 5.00%	
Maximum Debt Service per Policy	34,353	
(Less) Current General Fund Commitment		<u>(14,523)</u>
Annual Debt Service Payment Available	19,831	
Estimated Principal Value Available²	\$248,000	
<small>¹ General Fund Revenues for this calculation do not include Beginning Working Capital</small>		
<small>² Estimated Principal calculated at 5.00% annual interest rate amortized over 20 years</small>		

The voters also approved ballot measure 26-214 Preschool for All Program that established a new and permanent personal income tax within Multnomah County to fund universal, tuition free, voluntary, and high quality preschool education for every three and four year old residing within Multnomah County. Beginning in tax year 2021, a tax of 1.5 percent was imposed on residents and non-residents earning taxable income within Multnomah County. The tax rate is applied on taxable income over \$125,000 for single filers and \$200,000 for joint filers. There is an additional tax of 1.5 percent on taxable income over \$250,000 for single filers and \$400,000 for joint filers. The Preschool for All Program will grow over time, increasing the number of children and families that it serves each year until there is access to publicly-funded preschool to all interested families. Families were able to start applying for slots in April 2022 and the first group of preschoolers began in September of 2022. In fiscal year 2023, the Preschool for All program exceeded its first year goal by filling 700 preschool slots at 47 different locations. In fiscal year 2024 (second year), the program estimates filling 1,400 preschool slots. Tax collections totaled \$199 million in fiscal year 2023, up 6 percent from fiscal year 2022. The Preschool for All Program maintains a 15 percent reserve to buffer against economic downturns and 10 percent contingency for one-time only unanticipated emergency program expenditures.

ECONOMIC CONDITIONS AND FINANCIAL OUTLOOK

In May 2020, Metro district area voters approved the Supportive Housing Services Measure (SHSM), which established a new personal income tax and business income tax to fund supportive housing services for people experiencing homelessness or at risk of experiencing homelessness. The new tax began in January 2021. The fiscal year 2024 budget includes funding for over 1,500 supportive housing units, representing 67 percent of the Local Implementation Plan (LIP) goal of 2,235 units. This includes investments in scattered-site and site-based supportive housing that is integrated into deeply affordable housing units financed by the Portland Housing Bond and Metro Housing Bond. Tax collections distributed to Multnomah County from Metro totaled \$97.8 million and \$143.6 million in fiscal years 2022 and 2023 (accrual basis).

The County is continuing to use sound financial planning practices and financial policies to ensure existing and future fiscal challenges are met while maintaining fiscal stability. Though the current economic outlook remains stable; continued inflationary pressures, rising labor costs, prolonged periods with high interest rates, slowing housing market, slowing consumer demand, and global conflicts raise concerns of mild recession in the coming years. As the community's social safety net provider, the County continues to prioritize essential safety net services to fully recover from the economic impacts of the pandemic. The County established a fifth PERS side account in fiscal year 2023 and raised the restricted reserve level to 12 percent for both the General Fund and business income tax stabilization fund.

AWARDS AND ACKNOWLEDGEMENTS

Awards: The Government Finance Officers Association (GFOA) awarded a Certificate of Achievement for Excellence in Financial Reporting to the County for its annual comprehensive financial report (ACFR) for the year ended June 30, 2022. The County has received this prestigious award for 38 consecutive years. In order to be awarded a Certificate of Achievement, the County published an easily readable and efficiently organized ACFR. This report satisfied both US GAAP and applicable legal requirements.

A Certificate of Achievement is valid for a period of one year only. We believe that our current ACFR continues to meet the Certificate of Achievement Program's requirements and we are submitting it to the GFOA to determine its eligibility for another certificate.

Acknowledgements: The preparation of this report would not have been possible without the efficient and dedicated services of the employees in the Department of County Management who maintained the County's financial records and assisted in the preparation of this report. Special thanks are extended to the General Ledger Staff who were instrumental in preparing this report. Appreciation is also extended to the Chair of the Board, Board of County Commissioners, Department Directors, County Budget Office, and other County personnel for their assistance and support in planning and conducting the financial operations of the County in a prudent manner.

Respectfully Submitted,



Eric J. Arellano
Chief Financial Officer



Cora Bell
Deputy Chief Financial Officer



Samina S. Gillum
Accounting Manager



Government Finance Officers Association

Certificate of
Achievement
for Excellence
in Financial
Reporting

Presented to

**Multnomah County
Oregon**

For its Annual Comprehensive
Financial Report
for the Fiscal Year Ended

June 30, 2022

Christopher P. Morrill

Executive Director/CEO

ELECTED OFFICIALS – MULTNOMAH COUNTY OREGON



Sharon Meieran
Commissioner, District 1



Jessica Vega Pederson
County Chair



Susheela Jayapal
Commissioner, District 2



Julia Brim-Edwards
Commissioner, District 3



Lori Stegmann
Commissioner, District 4



Jennifer McGuirk
Auditor



**Nicole Morrisey
O'Donnell**
Sheriff

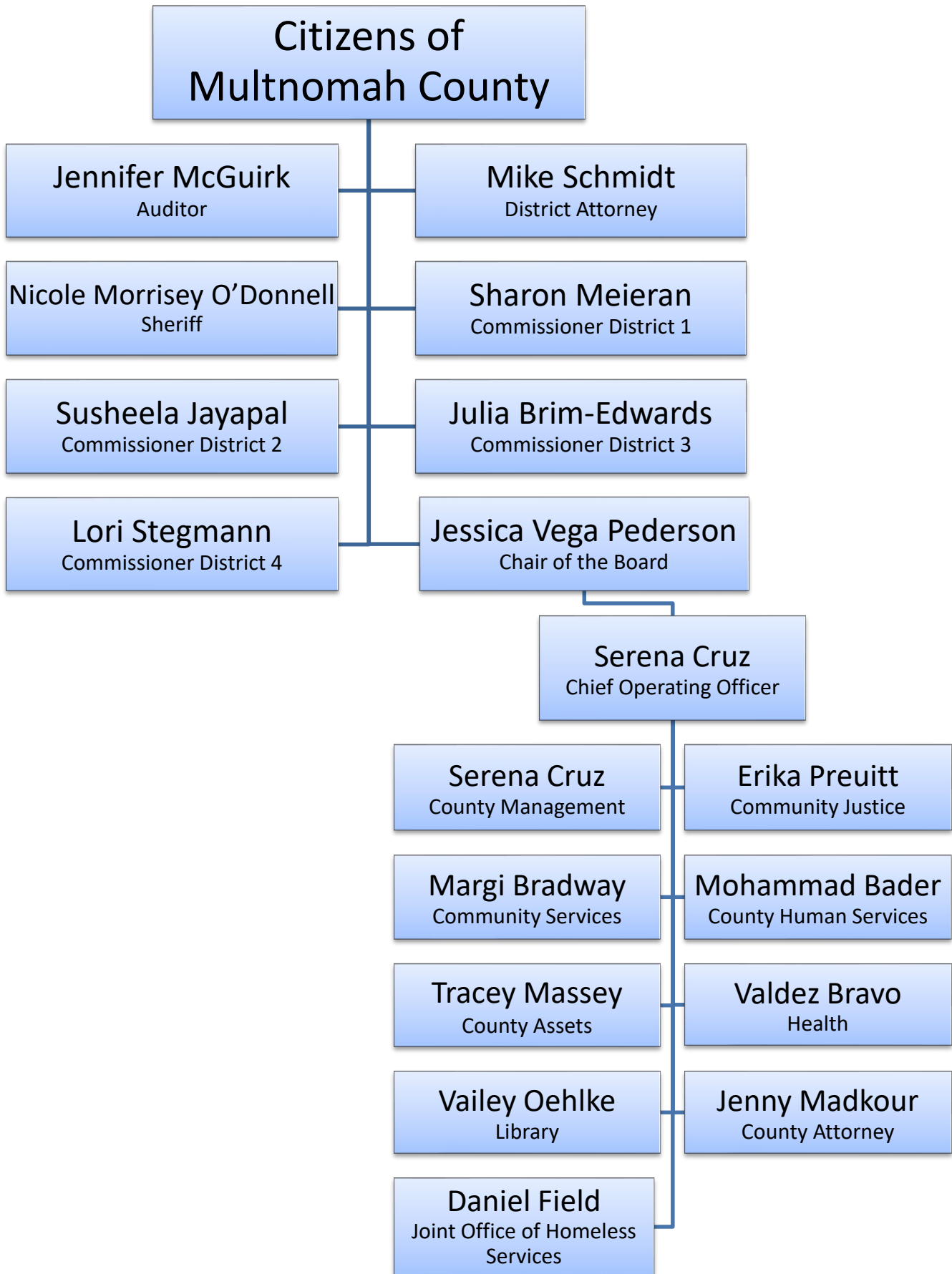


Mike Schmidt
District Attorney

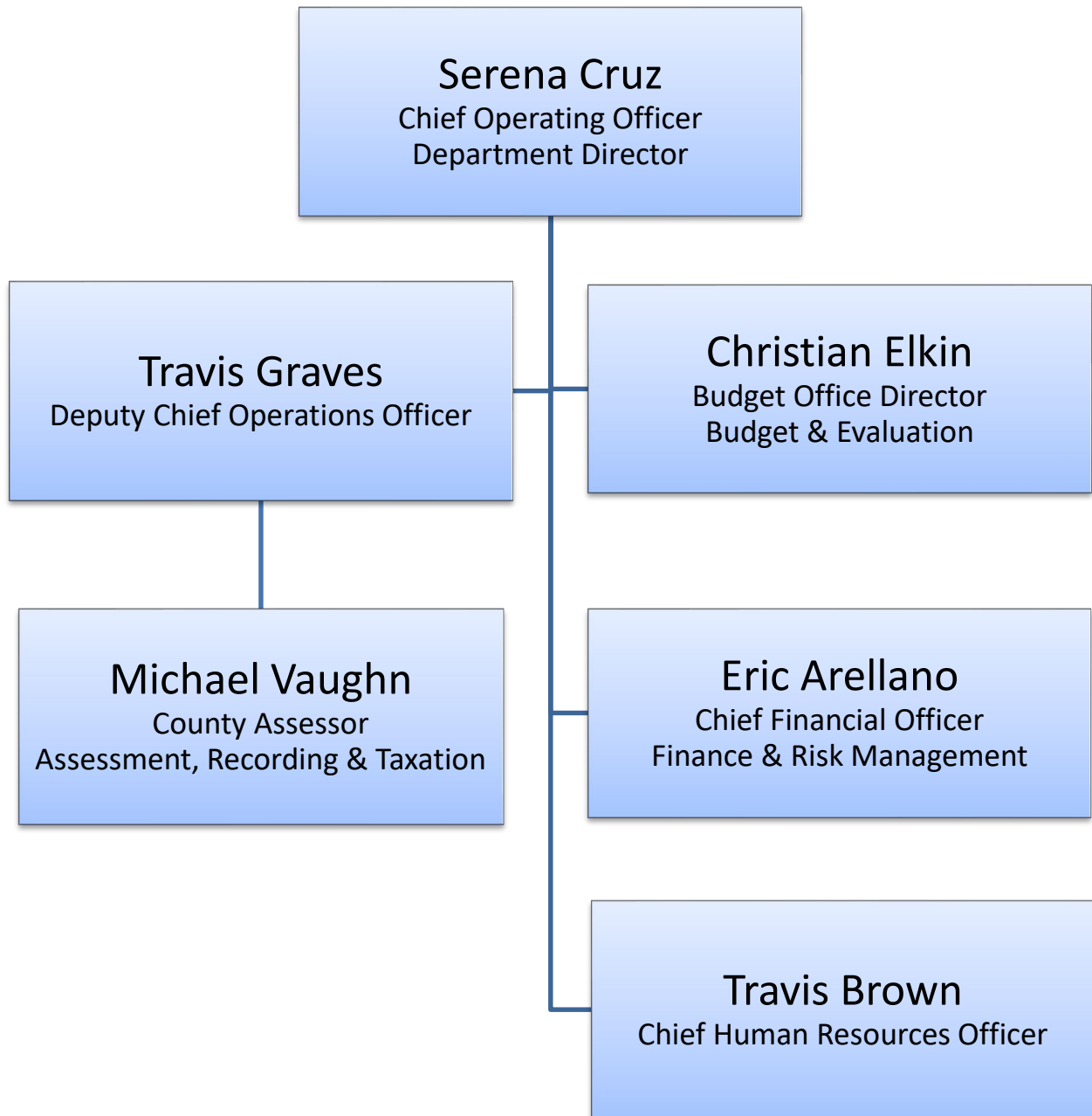
MULTNOMAH COUNTY, OREGON
For the Year Ended June 30, 2023
Principal Officers

Title	Name	Term Expires
<u>Board of County Commissioners</u>		
Chair of Board	Jessica Vega Pederson 501 SE Hawthorne Blvd, 6 th Floor Portland, OR 97214	12/31/2026
District No. 1	Sharon Meieran 501 SE Hawthorne Blvd, 6 th Floor Portland, OR 97214	12/31/2024
District No. 2	Susheela Jayapal 501 SE Hawthorne Blvd, 6 th Floor Portland, OR 97214	12/31/2026
District No. 3	Julia Brim-Edwards 501 SE Hawthorne Blvd, 6 th Floor Portland, OR 97214	12/31/2024
District No. 4	Lori Stegmann 501 SE Hawthorne Blvd, 6 th Floor Portland, OR 97214	12/31/2024
<u>Other Elected Officials</u>		
County Auditor	Jennifer McGuirk 501 SE Hawthorne Blvd, 6 th Floor Portland, OR 97214	12/31/2026
County District Attorney	Mike Schmidt 1021 SW 1st Avenue Portland, OR 97204	12/31/2024
County Sheriff	Nicole Morrisey O'Donnell 501 SE Hawthorne Blvd, 3 rd Floor Portland, OR 97214	12/31/2026
<u>Other Appointed Officials</u>		
Chief Financial Officer	Eric Arellano	Not elected
County Attorney	Jenny Madkour	Not elected

MULTNOMAH COUNTY, OREGON



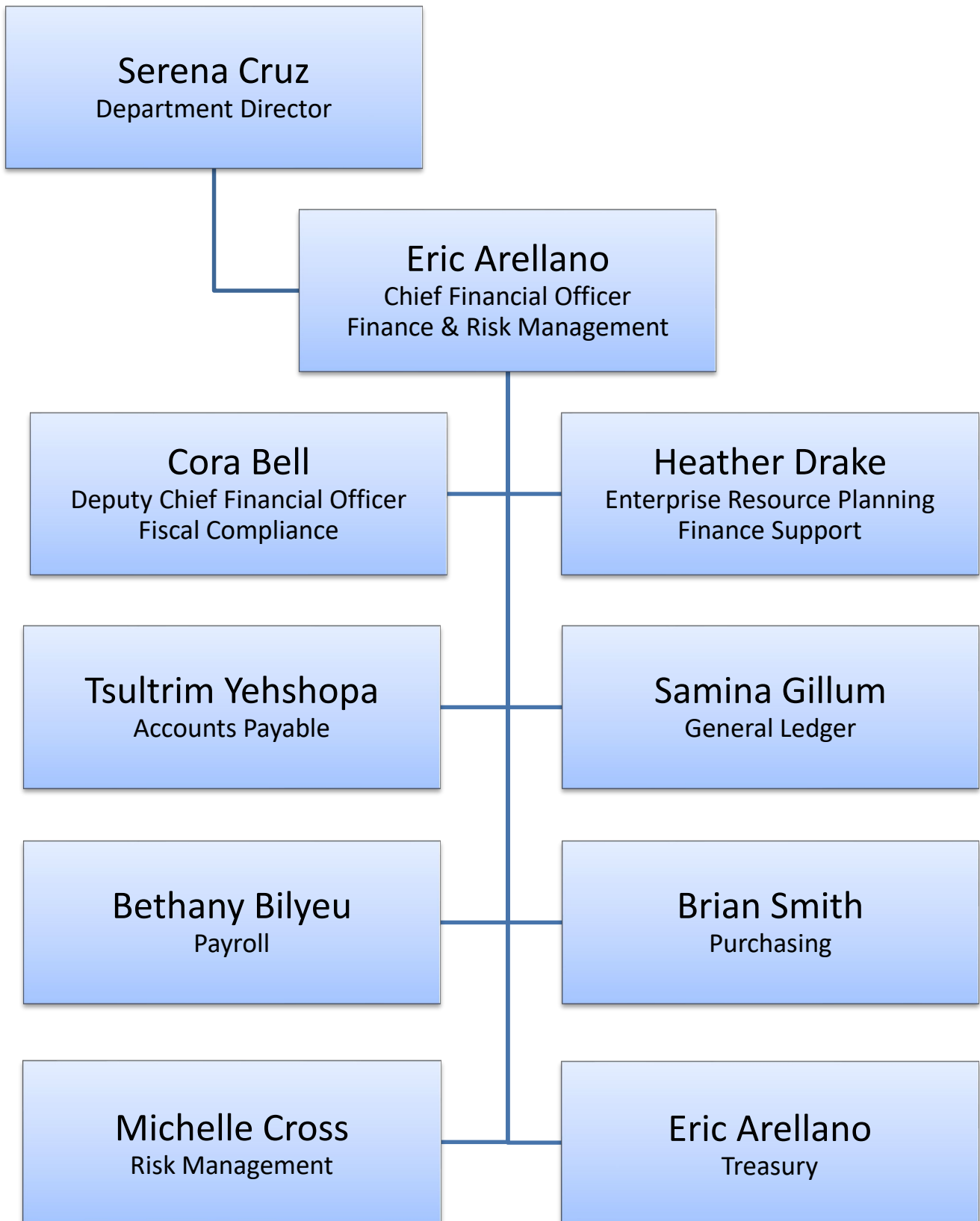
MULTNOMAH COUNTY, OREGON
Department of County Management



MULTNOMAH COUNTY, OREGON

Department of County Management

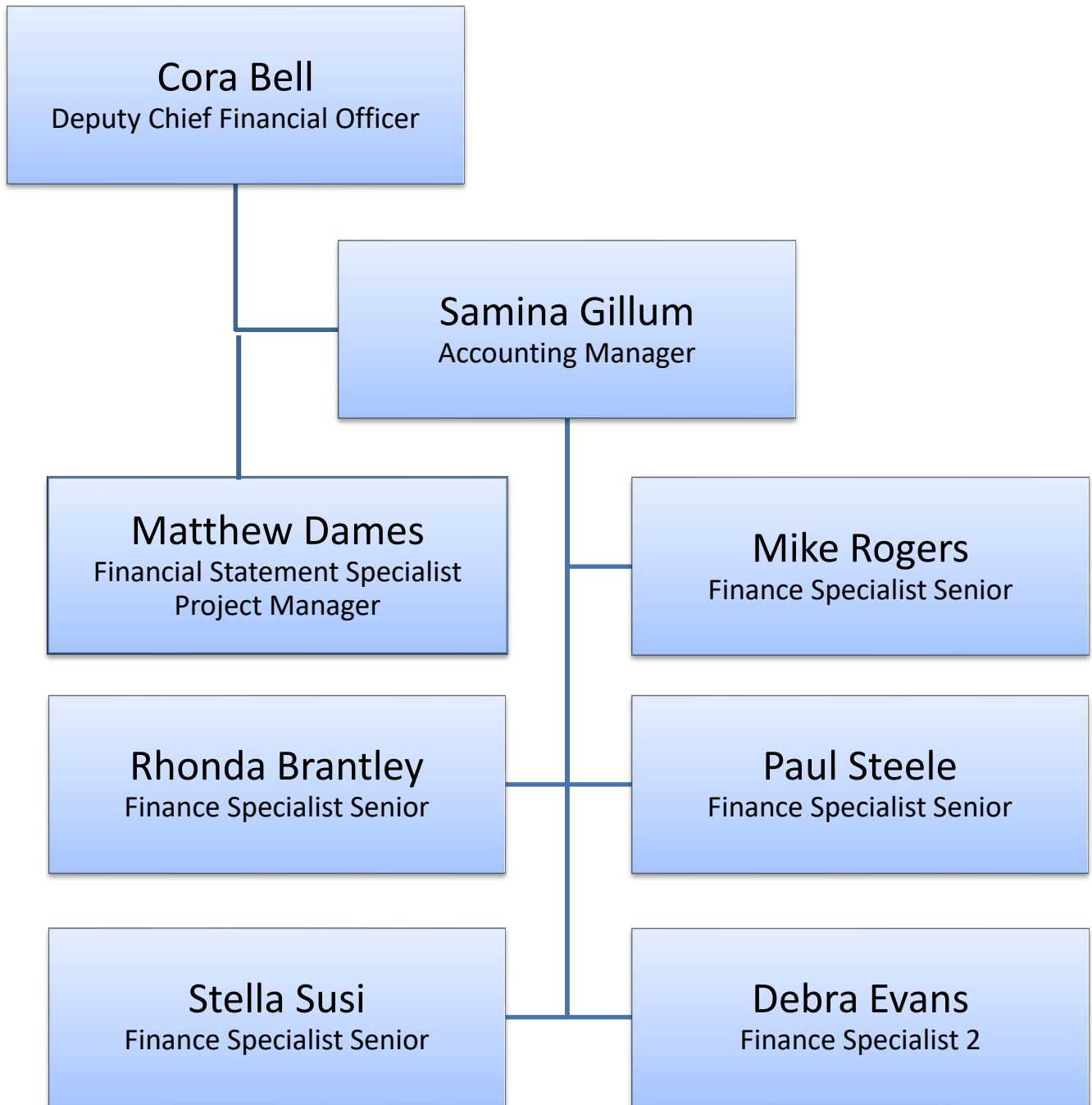
Finance & Risk Management



MULTNOMAH COUNTY, OREGON

Department of County Management

General Ledger



(This page intentionally left blank.)

FINANCIAL SECTION

(This page intentionally left blank.)

Report of Independent Auditors

The Board of Commissioners
Multnomah County, Oregon

Report on the Audit of the Financial Statements

Opinions

We have audited the financial statements of the governmental activities, the business-type activities, the discretely presented component unit, each major fund, the aggregate remaining fund information, and the respective budgetary comparisons for the General Fund, Federal/State Program Fund, Coronavirus (COVID-19) Response Fund, and Preschool for All Program of Multnomah County, Oregon (Multnomah County) as of and for the year ended June 30, 2023, and the related notes to the financial statements, which collectively comprise Multnomah County's basic financial statements as listed in the table of contents.

In our opinion, based on our audit and the report of the other auditors, the accompanying financial statements referred to above present fairly, in all material respects, the respective financial position of the governmental activities, the business-type activities, the discretely presented component unit, each major fund, and the aggregate remaining fund information of Multnomah County as of June 30, 2023, and the respective changes in financial position, budgetary comparisons for the General Fund, Federal/State Program Fund, Coronavirus (COVID-19) Response Fund, and Preschool for All Program Fund and, where applicable, cash flows thereof for the year then ended in accordance with accounting principles generally accepted in the United States of America.

We did not audit the financial statements of The Library Foundation, a discretely presented component unit, which represents 100% of the assets, net position, and revenues of the discretely presented component unit of Multnomah County. Those financial statements were audited by other auditors, whose report thereon has been furnished to us, and our opinion, insofar as it relates to the amounts included for The Library Foundation, is based solely on the report of the other auditors.

Basis for Opinions

We conducted our audit in accordance with auditing standards generally accepted in the United States of America (GAAS) and the standards applicable to financial audits contained in *Government Auditing Standards (Government Auditing Standards)*, issued by the Comptroller General of the United States. Our responsibilities under those standards are further described in the Auditor's Responsibilities for the Audit of the Financial Statements section of our report. We are required to be independent of Multnomah County and to meet our other ethical responsibilities, in accordance with the relevant ethical requirements relating to our audit. We believe that the audit evidence we have obtained is sufficient and appropriate to provide a basis for our audit opinions. The financial statements of The Library Foundation were not audited in accordance with *Government Auditing Standards*.

Responsibilities of Management for the Financial Statements

Management is responsible for the preparation and fair presentation of the financial statements in accordance with accounting principles generally accepted in the United States of America, and for the design, implementation, and maintenance of internal control relevant to the preparation and fair presentation of financial statements that are free from material misstatement, whether due to fraud or error.

In preparing the financial statements, management is required to evaluate whether there are conditions or events, considered in the aggregate, that raise substantial doubt about Multnomah County's ability to continue as a going concern for twelve months beyond the financial statement date, including any currently known information that may raise substantial doubt shortly thereafter.

Auditor's Responsibilities for the Audit of the Financial Statements

Our objectives are to obtain reasonable assurance about whether the financial statements as a whole are free from material misstatement, whether due to fraud or error, and to issue an auditor's report that includes our opinions. Reasonable assurance is a high level of assurance but is not absolute assurance and therefore is not a guarantee that an audit conducted in accordance with GAAS and *Government Auditing Standards* will always detect a material misstatement when it exists. The risk of not detecting a material misstatement resulting from fraud is higher than for one resulting from error, as fraud may involve collusion, forgery, intentional omissions, misrepresentations, or the override of internal control. Misstatements are considered material if there is a substantial likelihood that, individually or in the aggregate, they would influence the judgment made by a reasonable user based on the financial statements.

In performing an audit in accordance with GAAS and *Government Auditing Standards*, we

- Exercise professional judgment and maintain professional skepticism throughout the audit.
- Identify and assess the risks of material misstatement of the financial statements, whether due to fraud or error, and design and perform audit procedures responsive to those risks. Such procedures include examining, on a test basis, evidence regarding the amounts and disclosures in the financial statements.
- Obtain an understanding of internal control relevant to the audit in order to design audit procedures that are appropriate in the circumstances, but not for the purpose of expressing an opinion on the effectiveness of Multnomah County's internal control. Accordingly, no such opinion is expressed.
- Evaluate the appropriateness of accounting policies used and the reasonableness of significant accounting estimates made by management, as well as evaluate the overall presentation of the financial statements.
- Conclude whether, in our judgment, there are conditions or events, considered in the aggregate, that raise substantial doubt about Multnomah County's ability to continue as a going concern for a reasonable period of time.

We are required to communicate with those charged with governance regarding, among other matters, the planned scope and timing of the audit, significant audit findings, and certain internal control-related matters that we identified during the audit.

Required Supplementary Information

Accounting principles generally accepted in the United States of America require that management's discussion and analysis and the required supplementary information, as listed in the table of contents, be presented to supplement the basic financial statements. Such information is the responsibility of management and, although not a part of the basic financial statements, is required by the Governmental Accounting Standards Board who considers it to be an essential part of financial reporting for placing the basic financial statements in an appropriate operational, economic, or historical context. We have applied certain limited procedures to the required supplementary information in accordance with auditing standards generally accepted in the United States of America, which consisted of inquiries of management about the methods of preparing the information and comparing the information for consistency with management's responses to our inquiries, the basic financial statements, and other knowledge we obtained during our audit of the basic financial statements. We do not express an opinion or provide any assurance on the information because the limited procedures do not provide us with sufficient evidence to express an opinion or provide any assurance.

Supplementary Information

Our audit was conducted for the purpose of forming opinions on the financial statements that collectively comprise Multnomah County's basic financial statements. The combining and individual fund statements and schedules and other financial schedules, as listed in the table of contents, and the schedule of expenditures of federal awards as required by Title 2 U.S. *Code of Federal Regulations* (CFR) Part 200, *Uniform Administrative Requirements, Cost Principles, and Audit Requirements for Federal Awards* are presented for purposes of additional analysis and are not a required part of the basic financial statements. Such information is the responsibility of management and was derived from and relates directly to the underlying accounting and other records used to prepare the basic financial statements. The information has been subjected to the auditing procedures applied in the audit of the basic financial statements and certain additional procedures, including comparing and reconciling such information directly to the underlying accounting and other records used to prepare the basic financial statements or to the basic financial statements themselves, and other additional procedures in accordance with auditing standards generally accepted in the United States of America. In our opinion, the supplementary information is fairly stated, in all material respects, in relation to the basic financial statements as a whole.

Other Information

Management is responsible for the other information included in the annual report. The other information comprises the introductory and statistical information sections but does not include the basic financial statements and our auditor's report thereon. Our opinions on the basic financial statements do not cover the other information, and we do not express an opinion or any form of assurance thereon.

In connection with our audit of the basic financial statements, our responsibility is to read the other information and consider whether a material inconsistency exists between the other information and the basic financial statements, or the other information otherwise appears to be materially misstated. If, based on the work performed, we conclude that an uncorrected material misstatement of the other information exists, we are required to describe it in our report.

Other Reporting Required by *Government Auditing Standards*

In accordance with *Government Auditing Standards*, we have also issued our report dated November 17, 2023, on our consideration of Multnomah County's internal control over financial reporting and on our tests of its compliance with certain provisions of laws, regulations, contracts, and grant agreements and other matters. The purpose of that report is solely to describe the scope of our testing of internal control over financial reporting and compliance and the results of that testing, and not to provide an opinion on the effectiveness of Multnomah County's internal control over financial reporting or on compliance. That report is an integral part of an audit performed in accordance with *Government Auditing Standards* in considering Multnomah County's internal control over financial reporting and compliance.

Other Reporting Required by *Minimum Standards for Audits of Oregon Municipal Corporations*

In accordance with the *Minimum Standards for Audits of Oregon Municipal Corporations*, we have also issued our report dated November 17, 2023, on our consideration of Multnomah County's compliance with certain provisions of laws, regulations, contracts, and grant agreements, including the provisions of Oregon Revised Statutes as specified in Oregon Administrative Rules 162-010-0000 through 162-010-0330 of the *Minimum Standards for Audits of Oregon Municipal Corporations*. The purpose of that report is to describe the scope of our testing of compliance and the results of that testing and not to provide an opinion on compliance.



Ashley Osten, Partner for
Moss Adams LLP
Portland, Oregon
November 17, 2023

MANAGEMENT'S DISCUSSION AND ANALYSIS
(dollar amounts expressed in thousands)

As management of Multnomah County, Oregon, we offer readers of the County's financial statements this narrative overview and analysis of the financial activities of the County for the fiscal year ended June 30, 2023. The information presented here should be read in conjunction with the letter of transmittal, which can be found on pages 1-20 of this report.

Financial Highlights

Multnomah County's assets and deferred outflows of resources exceeded its liabilities and deferred inflows of resources at June 30, 2023, by \$1,749,548 (*the County's net position*). Of this total, the following amounts are restricted:

Library operations	\$ 81,807
Capital projects, buildings	361,618
Various community support programs	454,396
Roads, bridges, and bike paths improvements	68,533
Document storage and retrieval	154
Debt service	2,906

The largest portion of the County's net position reflects an investment of \$1,223,578 or 69.9 percent in capital assets, net of any related outstanding debt used to acquire those assets. The high percentage of investment in capital assets, in relation to total net position, is largely a result of the offsetting deficit of \$443,444 (*the County's unrestricted net position*). This deficit is primarily due to the net effect of pension related balances of \$432,826 and other post-employment benefit (OPEB) related balances of \$116,313 discussed in detail below. The amortization of deferred inflows and outflows will have a more significant effect on the variance of the net position once a full five-year amortization of these amounts is included in the financial statements.

For fiscal year 2023, the County reported \$541,251 for its proportionate share of the Oregon Public Employee Retirement System's (OPERS) net pension liability, pension related deferred outflows of resources of \$276,870, and pension related deferred inflows of resources of \$168,445. A net pension liability of \$396,720 was reported in the previous fiscal year ending June 30, 2022. Total pension expense for the fiscal year ending June 30, 2023 was a negative \$34,194 and for the previous fiscal year ending June 30, 2022, it was also a negative \$6,833, which is a net decrease of 400.4 percent.

For fiscal year ended June 30, 2023 the County reported other postemployment benefits (OPEB): a net asset of \$12,805 attributable to the OPERS Retirement Health Insurance Account (RHIA) and a total OPEB liability of \$121,210 associated with the Multnomah County Postretirement Medical and Life Insurance Plan. OPEB related deferred outflows of resources of \$20,071 and OPEB related deferred inflows of resources of \$27,979 were also reported.

MANAGEMENT'S DISCUSSION AND ANALYSIS (continued)
(dollar amounts expressed in thousands)

Total non-depreciating capital assets (land, right-of-ways, construction in process) increased \$20,098 or by 5.2 percent over the prior year. Total net depreciating capital assets increased by \$29,134 or 5.2 percent from the prior fiscal year. Total net capital assets for governmental activities increased by \$49,043 or 3.4 percent over the prior year. Current year additions are described in the Capital Assets section.

The County implemented GASB Statement No. 96 - *Subscription-Based Information Technology Improvements* in the current year. The implementation required the recognition of contracts that transfer the rights to use another entity's technology assets for a specific period of time in an exchange or exchange-like transaction. Because comparatives are provided in the Management's Discussion and Analysis (MD&A), the following tables were restated for fiscal year 2022 within the MD&A: *Multnomah County's Net Position, and Multnomah County's Capital Assets*. The effects of this restatement are increases to governmental activities, including: an increase to capital assets being depreciated, net of accumulated depreciation and amortization of \$18,899, an increase to current liabilities of \$1,750, an increase of noncurrent liabilities of \$14,353, and an increase in the net investment of capital assets of \$2,796. For further information on leases and SBITAs see *Note III.F. Capital assets* and *Note III.D. Right-of-use receivables and obligations*.

As of the close of the current fiscal year, the County's governmental funds reported combined ending fund balances of \$1,319,255. The net change in governmental fund balances during the year was an increase of \$243,829 or 22.7 percent over fiscal year 2022, which is primarily due to the Preschool for All Program Special Revenue Fund (PFA). PFA fund balance increased by \$174,892 of 103.4 percent from the prior year.

Fiscal year ending June 30, 2023 was the second year of the Preschool for All Program (PFA) personal income taxes. PFA personal income taxes of \$199,478 were collected, which is an increase of \$12,366 or 6.6 percent. With the establishment of this new PFA tax, the County continued to collect tax payments to cover the tax's first year. This increased collections during fiscal year 2023 as payments reflected fiscal year 2022 payments as well as late fiscal year 2021 payments.

At the end of the current fiscal year, unassigned fund balance for the General Fund was \$105,367, or approximately 16.5 percent of total General Fund expenditures and 18.8 percent of total "corporate" revenues of General Fund. Corporate revenues include property taxes, business income taxes, motor vehicle rental taxes, statewide revenue sharing, and interest earnings; revenues that are available for general use and over which the Board of County Commissioners has complete discretion. This balance is consistent with the County's finance and budget policies requiring a 11 percent General Fund reserve. The significant decrease in the unassigned fund balance is primarily the result of increases in: total current departmental expenditures of \$78,960, capital outlay of \$14,203 and transfers out of 17,198.

Property tax revenues increased by \$23,356 or 4.7 percent as a result of increased assessed value growth of 4.6 percent. The City of Portland's River District Urban Renewal Area ended, sending its assessed value above the frozen base back to the tax roll. Measure 5 and 50 helps maintain steady growth in property tax collections.

In fiscal year 2023, other tax revenues showed a gradual increase, however, business income taxes decreased by \$7,300 or 4.3 percent. Previous highs were based on temporary factors related to the pandemic and were not anticipated to continue. Prior to fiscal year 2023, the 10-year average growth in business income tax collections were slightly above 11.1 percent.

MANAGEMENT'S DISCUSSION AND ANALYSIS (continued)
(dollar amounts expressed in thousands)

Overview of the Financial Statements

This discussion and analysis is intended to serve as an introduction to Multnomah County's basic financial statements. The County's basic financial statements are comprised of three components: 1) government-wide financial statements, 2) fund financial statements, and 3) notes to the basic financial statements. This report also contains other supplementary information in addition to the basic financial statements themselves.

Government-wide financial statements: The *government-wide financial statements* are designed to provide readers with a broad overview of the County's finances, in a manner similar to a private-sector business.

The *Statement of Net Position* presents information on all of the County's assets, deferred outflows of resources, liabilities and deferred inflows of resources with the difference reported as net position. Over time, increases or decreases in net position may serve as a useful indicator of whether the financial position of the County is improving or deteriorating.

The *Statement of Activities* presents information showing how the County's net position changed during the most recent fiscal year. All changes in net position are reported as soon as the underlying event giving rise to the change occurs, regardless of the timing of related cash flows. Thus, revenues and expenses are reported in this statement for some items that will only result in cash flows in future fiscal periods (e.g., uncollected taxes and earned but unused vacation leave).

Both of the government-wide financial statements distinguish functions of the County that are principally supported by taxes and intergovernmental revenues (*governmental activities*) from other functions that are intended to recover all or a significant portion of their costs through user fees and charges (*business-type activities*). The governmental activities of the County include general government, health and social services, public safety and justice, community services, libraries, and roads, bridges and bike path improvements. The business-type activities of the County include sanitary sewer and street lighting districts, a behavioral health managed care operation, and a new fund in fiscal year 2022 to account and report for Federally Qualified Health Center activities.

The government-wide financial statements include not only the County itself (known as the *primary government*), but also the legally separate library district, legally separate sanitary sewer district and a legally separate street lighting district, for which the County is financially accountable. The statements also include a legally separate, tax-exempt foundation whose purpose is to support the County's libraries through raising, receiving, administering and disbursing funds, grants, bequests and gifts for the benefit of the County libraries (all library funds are nonmajor funds). Financial information for the three *blended component units* are each presented as separate funds with separately issued financial statements. The *discretely presented component unit* is reported separately from the financial information presented for the County itself.

The government-wide financial statements can be found on pages 53-55 of this report.

MANAGEMENT'S DISCUSSION AND ANALYSIS (continued)
(dollar amounts expressed in thousands)

Fund financial statements: A *fund* is a grouping of related accounts that is used to maintain control over resources that have been segregated for specific activities or objectives. The County, like other state and local governments, uses fund accounting to ensure and demonstrate compliance with finance-related legal requirements. All of the funds of the County can be divided into three categories: governmental funds, proprietary funds, and fiduciary funds.

Governmental funds: *Governmental funds* are used to account for essentially the same functions reported as *governmental activities* in the government-wide financial statements. However, unlike the government-wide financial statements, governmental fund financial statements focus on *near-term inflows and outflows of spendable resources*, as well as on *balances of spendable resources* available at the end of the fiscal year. Such information may be useful in evaluating the County's near-term financing requirements. Because the focus of governmental funds is narrower than that of the government-wide financial statements, it is useful to compare the information presented for the *governmental funds* with similar information presented for *governmental activities* in the government-wide financial statements. By doing so, readers may better understand the long-term impact of the government's near-term financing decisions. Both *Balance Sheet - Governmental Funds* and the *Statement of Revenues, Expenditures, and Changes in Fund Balances - Governmental Funds* provide a reconciliation to facilitate this comparison between *governmental funds* and *governmental activities*.

The County maintains 38 individual governmental funds. Information is presented separately in the governmental funds balance sheet and in the governmental funds statement of revenues, expenditures, and changes in fund balances for the General Fund, the Federal/State Program Fund, the Coronavirus (COVID-19) Response Fund, the Preschool for All Program Fund, and the Multnomah County Library Capital Construction Fund, which are considered to be major governmental funds. Data from the remaining governmental funds (non-major governmental funds) are combined into a single aggregated presentation. Individual fund data for each of these nonmajor governmental funds is provided in the form of *combining statements* elsewhere in this report.

The County adopts an annual appropriated budget for all funds. A budgetary comparison statement has been provided for each fund to demonstrate compliance with this budget.

The basic governmental fund financial statements and respective reconciliations can be found on pages 56-61 of this report.

Proprietary funds: The County maintains two different types of proprietary funds. *Enterprise funds* are used to report the same functions presented as *business-type activities* in the government-wide financial statements. The County uses enterprise funds to account for its community health centers, sewer and lighting operations, and for behavioral health managed care services. Internal service funds are an accounting device used to accumulate and allocate costs internally among the County's various functions. The County uses *internal service funds* to account for its risk management activities, fleet operations, telephone and data processing systems, mail distribution, and facilities management operations. Because these services predominantly benefit governmental rather than business-type functions, they have been included within governmental activities in the government-wide financial statements.

MANAGEMENT'S DISCUSSION AND ANALYSIS (continued)
(dollar amounts expressed in thousands)

Proprietary funds provide the same type of information as the government-wide financial statements, only in more detail. The proprietary fund financial statements provide information for the community health centers, and aggregated information for the sewer district, lighting district, and the behavioral health fund. The internal service funds are also combined into a single, aggregated presentation in the proprietary fund financial statements. Individual fund data for each of the nonmajor proprietary and internal service funds is provided in the form of combining statements elsewhere in this report.

The basic proprietary fund financial statements can be found on pages 67-71 of this report.

Fiduciary funds: Fiduciary funds are used to account for resources held for the benefit of parties outside the County. Fiduciary funds are not reflected in the government-wide financial statements because the resources of those funds are *not* available to support County programs. The accounting used for fiduciary funds is similar to that used for proprietary funds.

The basic fiduciary fund financial statements can be found on pages 72-73 of this report. The combining statement of position for fiduciary funds and combining statement of changes in fiduciary net position can be found on pages 231-234 of this report.

Notes to the financial statements: The notes provide additional information that is essential to a full understanding of the financial data provided in the government-wide and fund financial statements. The notes to the financial statements can be found beginning on page 74 of this report.

The combining statements referred to earlier in connection with nonmajor governmental funds and internal service funds are presented immediately following the required supplementary information. Combining and individual fund statements and schedules can be found beginning on page 160 of this report.

Required Supplementary Information (RSI): In addition to the basic financial statements and accompanying notes, this report also presents certain *required supplementary information* concerning the County's progress in funding its pension obligations and other postemployment healthcare benefits obligations. Required supplementary information can be found on pages 155-159.

Government-wide Financial Analysis

As noted earlier, net position may serve over time as a useful indicator of the County's financial condition. The County's assets and deferred outflows of resources exceeded liabilities and deferred inflows of resources by \$1,749,548 at the close of the most recent fiscal year.

MANAGEMENT'S DISCUSSION AND ANALYSIS (continued)
(dollar amounts expressed in thousands)

Multnomah County's Net Position

	<u>Governmental Activities</u>		<u>Business- Type Activities</u>		<u>Total</u>	
	2023	2022, as restated	2023	2022	2023	2022, as restated
Assets:						
Current and other assets	\$ 1,740,242	\$ 1,538,385	\$ 90,365	\$ 48,980	\$ 1,830,607	\$ 1,587,365
Capital assets	1,496,012	1,446,968	7,878	7,689	1,503,890	1,454,657
Total assets	<u>3,236,254</u>	<u>2,985,353</u>	<u>98,243</u>	<u>56,669</u>	<u>3,334,497</u>	<u>3,042,022</u>
Deferred outflows of resources	<u>265,934</u>	<u>244,341</u>	<u>31,007</u>	<u>22,060</u>	<u>296,941</u>	<u>266,401</u>
Liabilities:						
Current liabilities	404,348	446,728	8,981	3,910	413,329	450,638
Noncurrent liabilities	1,191,609	1,139,371	71,958	46,154	1,263,567	1,185,525
Total liabilities	<u>1,595,957</u>	<u>1,586,099</u>	<u>80,939</u>	<u>50,064</u>	<u>1,676,896</u>	<u>1,636,163</u>
Deferred inflows of resources	<u>184,447</u>	<u>320,128</u>	<u>20,547</u>	<u>28,058</u>	<u>204,994</u>	<u>348,186</u>
Net position:						
Net investment in capital assets	1,215,702	1,149,916	7,876	7,689	1,223,578	1,157,605
Restricted for:						
Library operations	81,807	71,969	-	-	81,807	71,969
Capital projects	361,618	6,108	-	-	361,618	6,108
Community support programs	454,396	237,269	-	-	454,396	237,269
Roads, bridges and bike path improvements	68,533	32,167	-	-	68,533	32,167
Debt service	2,906	1,033	-	-	2,906	1,033
Document storage and retrieval	154	200	-	-	154	200
Unrestricted surplus (deficit)	<u>(463,332)</u>	<u>(175,195)</u>	<u>19,888</u>	<u>(7,082)</u>	<u>(443,444)</u>	<u>(182,277)</u>
Total net position	<u>\$ 1,721,784</u>	<u>\$ 1,323,467</u>	<u>\$ 27,764</u>	<u>\$ 607</u>	<u>\$ 1,749,548</u>	<u>\$ 1,324,074</u>

The largest portion of the County's net position reflects investment in capital assets (land, work construction in progress, buildings, improvements, machinery and equipment, bridges, infrastructure, and intangible assets), net of accumulated depreciation and amortization, and the outstanding debt used to acquire the assets in the amount of \$1,223,578 as compared to \$1,157,605 from the previous year.

The County uses these capital assets to provide services to its citizens; consequently, these assets are not available for future spending. Although the County's investment in its capital assets is reported net of related debt, it should be noted that resources needed to repay this debt must be provided from other sources, since the capital assets themselves cannot be used to liquidate these liabilities.

The County's restricted net position for capital projects, debt service, and various community support programs is \$969,414 as compared to \$348,746 a year ago. Restricted net position for building capital projects increased by \$355,510, and roads, bridges and bike path improvements increased by \$36,366. Community support programs increased by \$217,127 as a result of the Preschool for All (PFA) and Metro Supportive Housing Services (MSHS) program funds.

The remaining balance of unrestricted net position is a net deficit of \$443,444 due to the net effect of pension and other postemployment benefits (OPEB) related balances on the *Statement of Net Position*, \$432,826 and \$116,313 respectively. Below is a summary of the County's changes in net position for fiscal years 2023 and 2022.

MANAGEMENT'S DISCUSSION AND ANALYSIS (continued)
(dollar amounts expressed in thousands)

Multnomah County's Change in Net Position

	Governmental Activities		Business-Type Activities		Total	
	2023	2022	2023	2022	2023	2022
Revenues:						
Program revenues:						
Charges for services	\$ 263,623	\$ 217,476	\$ 181,773	\$ 162,725	\$ 445,396	\$ 380,201
Operating grants and contributions	1,035,166	876,126	-	-	1,035,166	876,126
Capital grants and contributions	192	9,374	-	1,983	192	11,357
Total program revenues	<u>1,298,981</u>	<u>1,102,976</u>	<u>181,773</u>	<u>164,708</u>	<u>1,480,754</u>	<u>1,267,684</u>
General revenues:						
Taxes:						
Property	523,686	500,330	1,892	1,859	525,578	502,189
Personal income	199,478	187,113	-	-	199,478	187,113
Business income	162,000	169,300	-	-	162,000	169,300
Other	80,924	70,161	-	-	80,924	70,161
Payments in lieu of taxes	360	603	-	-	360	603
State government shared revenues	13,214	13,476	-	-	13,214	13,476
Grants and contributions not restricted to specific programs	4	5	-	-	4	5
Interest and investment earnings	26,295	-	1,321	-	27,616	-
Miscellaneous	7,133	-	-	-	7,133	-
Gain (loss) on sale of capital assets	-	(35,753)	-	-	-	(35,753)
Health Department FQHC Fund creation	-	(9,205)	-	9,205	-	-
Total general revenues	<u>1,013,094</u>	<u>896,030</u>	<u>3,213</u>	<u>11,064</u>	<u>1,016,307</u>	<u>907,094</u>
Total revenues	<u>2,312,075</u>	<u>1,999,006</u>	<u>184,986</u>	<u>175,772</u>	<u>2,497,061</u>	<u>2,174,778</u>
Expenses:						
General government	396,268	309,526	-	-	396,268	309,526
Health services	193,221	136,886	-	-	193,221	136,886
Social services	757,039	643,192	-	-	757,039	643,192
Public safety and justice	274,044	231,590	-	-	274,044	231,590
Community services	104,427	75,348	-	-	104,427	75,348
Library services	83,307	76,440	-	-	83,307	76,440
Roads and bridges	67,208	72,434	-	-	67,208	72,434
Interest on long-term debt	35,448	32,460	-	-	35,448	32,460
Health department FQHC Dunthorpe-Riverdale Service District No. 1	-	-	154,447	184,359	154,447	184,359
Mid-Multnomah County Street Lighting Service District No. 14	-	-	790	1,118	790	1,118
Behavioral Health Managed Care	-	-	381	424	381	424
	-	-	2,211	1,915	2,211	1,915
Total expenses	<u>1,910,962</u>	<u>1,577,876</u>	<u>157,829</u>	<u>187,816</u>	<u>2,068,791</u>	<u>1,765,692</u>
Increase (decrease) in net position	401,113	421,130	27,157	(12,044)	428,270	409,086
Beginning net position	1,320,671	899,541	607	12,651	1,321,278	912,192
Ending net position	<u>\$ 1,721,784</u>	<u>\$ 1,320,671</u>	<u>\$ 27,764</u>	<u>\$ 607</u>	<u>\$ 1,749,548</u>	<u>\$ 1,321,278</u>

Governmental activities. Governmental activities increased the County's net position by \$401,113; listed are noteworthy reasons for the change from prior year:

MANAGEMENT'S DISCUSSION AND ANALYSIS (continued)
(dollar amounts expressed in thousands)

Total program revenues increased \$196,005 or 17.8 percent from the prior year:

- Operating grants and contributions had the largest increase of \$159,040 or 18.2 percent, from the prior year and are primarily from social and health services:
 - The increase in social services of \$125,218, which was 18.8 percent over the prior year: The eXPRS program, which is a significant part of the Developmental Disability Program, has increased \$80,027 from the prior year. Metro Supportive Housing Services (MSHS) intergovernmental revenues for housing services are reported in the Supportive Housing Fund, which increased by \$45,811 over the prior year.
 - Health services increased \$31,070 or 37.7 percent. This increase can largely be attributed to new funding, of which included: \$10,000 from the State of Oregon lottery revenues for the Behavioral Health Resource Capital Fund, \$5,348 from Oregon Health Authority for behavioral health community health programs and capital, \$1,754 from CareOregon for overdose prevention and naloxone distribution, and \$1,335 for community project funding from the Federal Economic Development Initiative. Other substantial increases in funding included: \$4,294 public health modernization to improve infrastructure to control communicable disease and reduce health disparities, \$4,377 funding for mental health services, and \$1,029 of Medicaid funds for various behavioral health services.
- Total fines, fees and charges for services revenue increased \$46,147 or 21.2 percent from the prior year. General government had the most significant increase of \$52,084 or 46.29 percent; as County activities continue to return to normal operations.

Tax revenues grew by \$39,184 or 4.2 percent in the aggregate from fiscal year 2022, largely due to the increased collections of property taxes, personal income taxes, and selective excises and use taxes: transient lodging taxes, motor vehicle rental taxes, and heavy equipment rental taxes. The overall increase in tax revenues reflects the region's improving economy.

- The new Multnomah County Preschool for All (PFA) tax was approved by the voters in 2020 and became effective January 1, 2021. The PFA personal income tax is 1.5 percent on taxable income above \$125 for individual filers and \$200 for those filing jointly, and an additional 1.5 percent on taxable income over \$250 for individuals and \$200 for those filing jointly. During the fiscal year ended June 30, 2023, \$199,478 of personal income taxes were collected, which is an increase of \$12,365 or 6.6 percent over the prior year.
- Also attributing to the increase in tax revenues are property tax revenues, which were up by \$23,356 or 4.7 percent as a result of increased assessed value growth of 4.6 percent. One of the City of Portland's urban renewal areas ended, sending its assessed value above the frozen base back to the tax roll. Measure 5 and 50 helps maintain steady growth in property tax collections.
- Business income taxes (BIT) decreased by \$7,300 or 4.3 percent. Corporate profits declined nationally for the tax year 2022 after record highs the year before. Previous highs were based on temporary factors related to the pandemic and were not anticipated to continue.

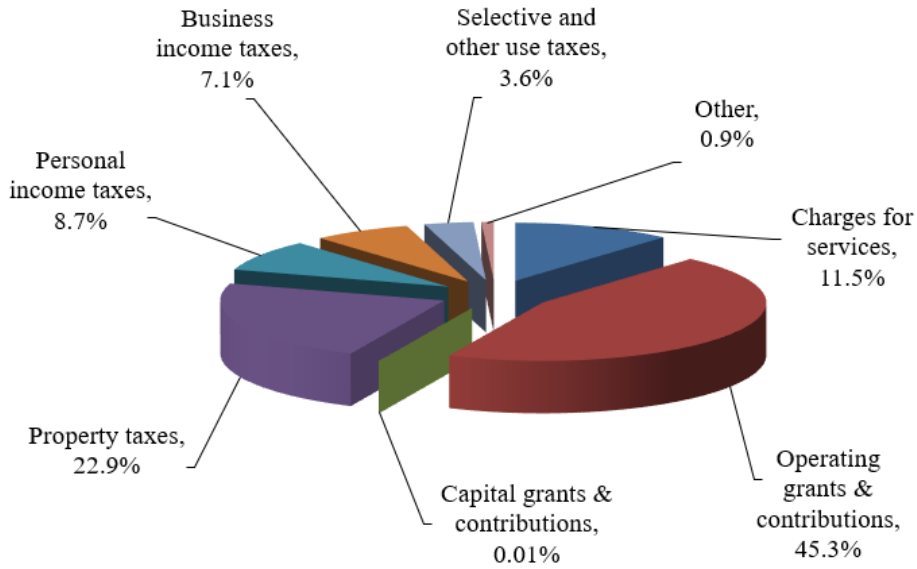
MANAGEMENT'S DISCUSSION AND ANALYSIS (continued)
(dollar amounts expressed in thousands)

- Other selective excise and use taxes increased significantly, by \$10,763 or 15.3 percent. Other selective excise and use taxes include transient lodging taxes (TLT), motor vehicle rental taxes (MVRT), county gasoline taxes, and heavy equipment rental taxes (HERT).
 - TLT increased \$7,546, or 29.5 percent over last year. Travel and tourism had been hit hard by the pandemic in 2021 and more recently by homeless and security concerns in downtown Portland. Though TLT taxes are starting to rebound, they are still over 20 percent less than pre-pandemic levels.
 - MVRT increased \$2,846 or 7.5 percent over last year. Most of the increase in MVRT revenues was due to County investments in increasing compliance, growth in recreational vehicle rentals, and adding additional car share services to the program.
 - HERT increased \$190 over the prior year. This tax began at the end of fiscal year 2021, and has continued to increase as the program progresses.
- The unrealized loss on investments increased by \$9,914 in fiscal year 2023 to an accumulated unrealized loss of \$46,994. Interest earnings increased by \$30,530 from the prior fiscal year. This is attributed to a much higher interest rate environment in fiscal year 2023. The County's largest source of cash assets are received during property tax season in November resulting in many investments being made at higher interest rates. The one year US Treasury was .18 percent on November 15, 2021 compared to 4.60 percent on November 15, 2022. The Library Bond proceeds were invested in a historically low interest rate environment, resulting in an increase in unrealized losses. The Federal Reserve aggressively raised interest rates in fiscal year 2023 to reduce the pace of inflation. As a general best practice, the County holds investments to maturity and does not sell investments at losses. During fiscal year 2023, the County did not sell any investments at a loss.

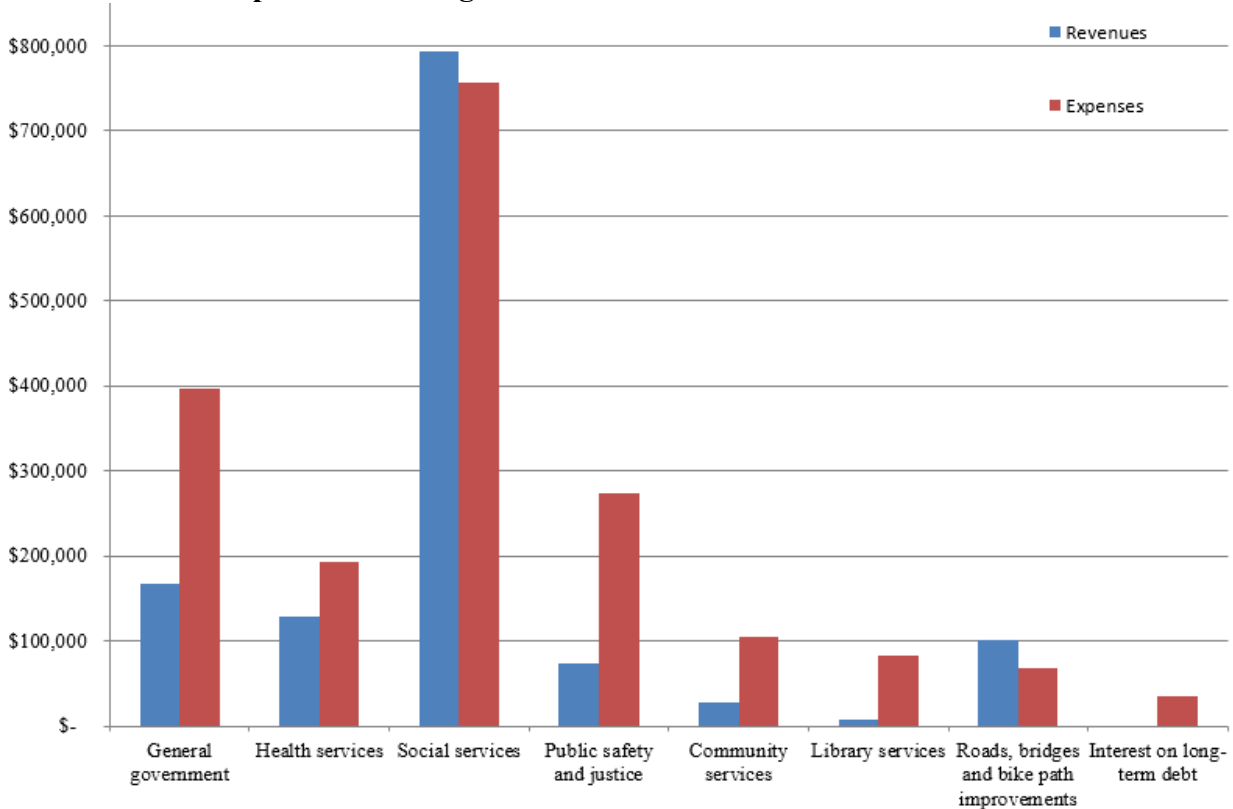
MANAGEMENT'S DISCUSSION AND ANALYSIS (continued)
(dollar amounts expressed in thousands)

The following graphs show the County's Governmental Activities revenues by source and expenses by program area. The unrealized loss for interest and investments are excluded from these graphs.

Revenues by Source - Governmental Activities



Expenses and Program Revenues - Governmental Activities



MANAGEMENT'S DISCUSSION AND ANALYSIS (continued)
(dollar amounts expressed in thousands)

Business-type activities. Business-type activities increased the County's net position by \$27,156, which is attributed to the increase in net position of \$27,002 in the Health Department FQHC Fund.

The Health Department FQHC Fund, a major fund created during prior fiscal year ending June 30, 2022, was used to segregate the activities for Federally Qualified Health Centers (FQHC) which were previously reported in the General Fund and the Federal/State Program Fund. This fund had revenues of \$181,449 and expenses of \$154,447. The Health Department FQHC Fund reported a positive net position of \$17,265.

Financial Analysis of the Government's Funds

As noted earlier, the County uses fund accounting to ensure and demonstrate compliance with finance-related legal requirements.

Governmental funds: The focus of the County's *governmental funds* is to provide information on near-term inflows, outflows, and balances of *spendable* resources. Such information is useful in assessing the County's financing requirements. In particular, *unassigned fund balance* may serve as a useful measure of a government's net resources available for spending at the end of the fiscal year.

Other restricted resources include grant programs, improvements to roads or bike paths, various community support or future debt service. The remainder of fund balance is either *committed* for resources constrained on use by the Board of County Commissioners via a County Ordinance or Board resolution or is *nonspendable* to indicate that it is not available for discretionary spending because it has already been dedicated to prepaid items and inventories. Additional information on the County's fund balances can be found in *Note III.H. Fund balances, governmental funds* of this report.

The General Fund is the chief operating fund of the County. At the end of the current fiscal year, unassigned fund balance was \$105,367 in the General Fund or approximately 54.7 percent of the total fund balance of \$192,725. As a measure of the General Fund's liquidity, it may be useful to compare fund balance to total General Fund expenditures of \$640,115. Unassigned fund balance of the General Fund represents 16.5 percent of total General Fund expenditures. The fund balance of the County's General Fund decreased by \$20,101 or 9.4 percent from the prior fiscal year,

Revenues were \$51,991 or 8.6 percent more than the prior year. Investment losses decreased by \$27,166 or 73.3 percent, interest earnings increased by \$8,489, and tax revenues increased by \$9,076 or by 1.6 percent.

Expenditures were \$93,844 or 17.2 percent more than the prior year. Increase in expenditures are primarily the result of filling permanent positions that were vacant in the previous year. Health services increased \$26,927, public safety increased \$23,425, general government increased by \$18,735, and social services by \$9,875. The local and national economic outlook has improved significantly since the pandemic emergency.

MANAGEMENT'S DISCUSSION AND ANALYSIS (continued)
(dollar amounts expressed in thousands)

The Federal/State Program Special Revenue Fund has a total fund balance of \$9,205, of which only \$43 is nonspendable due to balances reported for prepaid items. The restricted balance of \$9,162 includes grants and other amounts received in advance that are restricted to specific purposes by external parties. In general, federal revenues are closely matched with federal expenditures. The fund balance of the Federal/State Program Fund increased \$1,092.

Intergovernmental revenues increased by \$121,965 or 22.5 percent, which is primarily attributed to the increased revenues of \$80,027 for the eXPRS program, a significant part of the Developmental Disability Program.

The most significant increase in expenditures was for social services, which increased by \$92,795 or 22.1 percent over the prior fiscal year, of which \$80,027 was for state payments to County service providers; other expenditure increases were among various other programs.

Expenditures for health services increased by \$21,738 or 24.7 percent. Program expenditures for behavioral health increased by \$6,448, mental health by \$4,379, and \$4,294 for public health modernization to improve infrastructure.

The Coronavirus (COVID-19) Response Special Revenue Fund has a total fund balance of \$2,162 at the end of fiscal year June 30, 2023 and as in the previous year, federal revenues closely matched with federal expenditures, resulting in little remaining fund balance. The most significant revenues in this fund are intergovernmental for \$124,824, which decreased from the prior year by \$32,974 or 20.9 percent. Total expenditures also decreased, by \$32,986 or 20.9 percent.

During the fiscal year ending June 30, 2023, \$94,782 was expended for programs associated with American Rescue Plan Act funding, which was an increase of \$22,092 or 30.4 percent over the prior fiscal year. Expenditures of \$30,318 were used for COVID-19 response programs, which was a decrease of \$54,836 or 64 percent; the most significant of the COVID-19 response programs is the Emergency Rental Assistance Program, which had a reduction in expenditures of \$42,362 from the prior fiscal year.

The County's COVID-19 response has been broad but has focused in a few areas: isolation and quarantine, contact tracing, vaccination, non-congregate sheltering for the houseless, rent assistance, other client assistance, emergency response and other services aimed at stopping the spread of the virus and supporting residents economically impacted by the pandemic. The emergency rental assistance program provided funding for housing stability and eviction prevention. As the pandemic evolved with improving conditions, the County pivoted from emergency response to long-term disease management and economic recovery efforts. Though efforts have remained broad in fiscal year 2023, the County focused efforts on housing stability, behavioral healthcare, and culturally specific wraparound services.

MANAGEMENT'S DISCUSSION AND ANALYSIS (continued)
(dollar amounts expressed in thousands)

The Preschool for All Program Fund, has a total fund balance of \$344,007 at the end of fiscal year June 30, 2023, which is an increase of \$174,892 from the prior year. This is attributed to new Multnomah County Preschool for All tax revenues of \$199,478, which increased from the prior year by \$12,366 or 6.6 percent. This tax was approved in 2020 by voters, tax receipts for 2021 were primarily collected in March-April 2022. Per internal board policy the fund maintains a restricted reserve of 15 percent to guard against economic downturns and a 10 percent contingency for one-time only unanticipated emergency program expenditures.

This fund had community services expenses of \$30,183, which is an increase of \$14,607 over the prior year. This program is operational and will continue to add new facilities in the coming year. Families were able to apply for slots in April 2022 and the first groups of preschoolers began in September 2022.

The Multnomah County Library Capital Construction Project Fund, a capital project fund, had a total fund balance of \$354,272, which is a reduction of \$55,298 or 13.5 percent from the prior year. This is due to current year expenditures of \$58,520 offset slightly by interest earnings.

Proprietary funds: The County's proprietary funds provide the same type of information found in the government-wide financial statements, but in more detail. During fiscal year ending June 30, 2023, the Health Department FQHC fund was reported as a major fund. This fund accounts for revenues and expenditures for the County's Community Health Center Program. The Community Health Centers are community based, patient governed organizations that provide comprehensive primary care and preventative care, including health, oral health, and mental health/substances abuse services. The primary source of revenue is the Consolidated Health Centers 330 grant, medical fees (e.g. Medicaid and Medicare), third party reimbursements, and other State and local program income. All program income is restricted to uses that further the objectives of the Community Health Center.

The Health Department FQHC fund reported a positive unrestricted net position of \$15,463, investment in capital assets of \$1,802, for a total net position of \$17,265.

The total change in net position for all enterprise funds was an increase of \$27,154. Other factors concerning the finances of these funds has been addressed in the discussion of the County's business-type activities.

General Fund Budgetary Highlights

The adjustments necessary to bring the expenditure budget into agreement with the revised revenue budget account for some of the differences between the original General Fund budget and the final adopted budget. Final budgeted revenues increased by \$3,495 and final budgeted expenditures increased by \$6,505 from the adopted budget.

MANAGEMENT'S DISCUSSION AND ANALYSIS (continued)
(dollar amounts expressed in thousands)

The following are noteworthy changes from the original adopted budget to the final budget in the General Fund:

- Final budgeted expenditures for Nondepartmental increased by \$13,479, primarily for the employee retention incentive pay for \$19,707, an increase in appropriation of \$3,850 for the Special Excise Tax Fund, and an increase of \$2,500 for business income tax payments for east county cities.
- Final budgeted transfers out increased by \$7,870, most of which was for appropriations to the Capital Improvement Fund for the Rockwood Health Center Project.
- Contingency modifications accounted for increases in budgeted expenditures that were not anticipated at the time the budget was adopted and/or were not accompanied by increased revenues. Contingency may be used only when approved by the Board for a specific purpose and department. There was no effect on the ending General Fund budgetary fund balance as a result of these budget amendments. Contingency was reduced by \$6,990 from the original to the final budget. Appropriations increased by \$2,670 for construction activities reported in the Behavioral Health Resource Center Capital Fund, and \$4,500 for Multnomah County Sheriff labor contracts.

The following are noteworthy variances from the final budget to actual amounts in the General Fund revenues:

- Business income tax (BIT) revenues were budgeted at \$139,650 and actual BIT collections were \$162,000 in fiscal year 2023. The variance was \$22,350 or 16 percent more than budgeted. BIT revenues decreased \$7,300 from the prior year.
- Interest revenues were budgeted at \$1,395 and actual revenues were \$10,551 in fiscal year 2023. Due to increases in interest rates, earnings were better than estimated by \$9,156.

The following are noteworthy variances from the final budget to actual amounts in the General Fund expenditures:

- Actual expenditures for the Joint Office of Homeless Services (JOHS) were under budget by \$20,201 or 35.6 percent, a significant portion of the under spent amount was in the capital expenditures category.

MANAGEMENT'S DISCUSSION AND ANALYSIS (continued)
(dollar amounts expressed in thousands)

- Actual Department of Community Justice (DCJ) expenditures were \$8,305 or 9.9 percent less than budgeted; \$7,214 for personnel expenditures, \$3,245 for contractual services, offset by an increase of \$1,803 for internal services:
 - Hiring and retention continues to be a challenge across the public and private sectors for a myriad of reasons: 1) the COVID-19 pandemic slowed hiring abilities, particularly for work that necessitates being onsite; 2) reduced qualified applicant pool, particularly for 24/7 operations (juvenile detention and adult recognizance; and 3) the civil servant hiring process takes time, and public safety hiring process includes additional background check requirements.
 - The contracted service providers are experiencing similar hiring and retention issues, along with decreases in referrals and billing due to several factors: 1) community-based organizations struggle to compete with higher wage jobs offered by the County and in other professions; 2) the COVID-19 pandemic slowed overall case processing in the public safety system, resulting in fewer individuals accessing services connected with DCJ contracts; and 3) providers are reporting challenges in addressing the needs of higher acuity individuals including increased mental health and substance abuse challenges, chronic homelessness, and lack of system coordination ability.
 - Increases in facility needs delayed due to COVID-19 restrictions (specifically for juvenile detention and East campus locations) caused overages with internal service expenditures. The contractor requirements to obtain access to DCJ buildings due to CJIS security requirements results increased costs of services. The demands to house the Mental Health Unit within the Mead building presents unique security and client-need challenges. Unanticipated ADA requirements also contributed to increased spending.

MANAGEMENT'S DISCUSSION AND ANALYSIS (continued)
(dollar amounts expressed in thousands)

Capital Assets and Debt Administration

Capital assets. The County's total capital assets for its governmental and business-type activities as of June 30, 2023, amounts to \$1,503,890 (net of accumulated depreciation and amortization). This investment in capital assets includes land, right of ways, construction in progress, buildings and improvements, machinery and equipment, purchased software, subscription-based information technology arrangements, leases, roads and bridges, sewer and street lighting systems, motor vehicles, and works of art. The total overall change in the County's net investment in capital assets for the current fiscal year was an increase of \$65,973 or approximately 5.7 percent.

The increase in capital assets is attributable to increases in land, machinery and equipment, bridges and intangible assets:

- Seven properties were added during fiscal year ending June 30, 2023: Cook Plaza; Harrison Building; Rockwood Health Clinic; Harvey Milk; Parking Lot; Montavilla Safe Park Site, and the East County Library, increasing land and right-of-ways by \$10,885.

Most notable of the increase of \$20,013 for machinery and equipment include: library books, upgrade for detention electronics, heavy equipment, a mobile clinic, and monitors.

The Sellwood Bridge and the Burnside Bridge rehabilitation project were capitalized which increased bridges by \$16,998.

Intangible assets are considered right-of-use assets, and include: purchased software, leases, and subscription-based information technology improvements (SBITAs); intangible assets decreased \$12,207 over the prior year.

- Both leases and purchased software, net of accumulated amortization, decreased from the prior year, \$8,793 and \$3,269 respectively.
- The County implemented GASB Statement No. 96 - *Subscription Based Information Technology Improvements* in the current year. The implementation required the recognition of a contract that transfers the rights to use another entity's technology assets for a specific period of time in an exchange or exchange-like transaction. Because comparatives are provided in the Management Discussion and Analysis, the capital assets table on the following page has been restated. The effects of this restatement include 7 SBITAs of \$18,899 in prior year asset additions. There were 6 additions of SBITAs in the current year, for a total of \$4,346 offset by \$4,491 of accumulated amortization. For further information on leases and SBITAs see *Note III.F. Capital assets* and *Note III.D. Right-of-use receivables and obligations*.

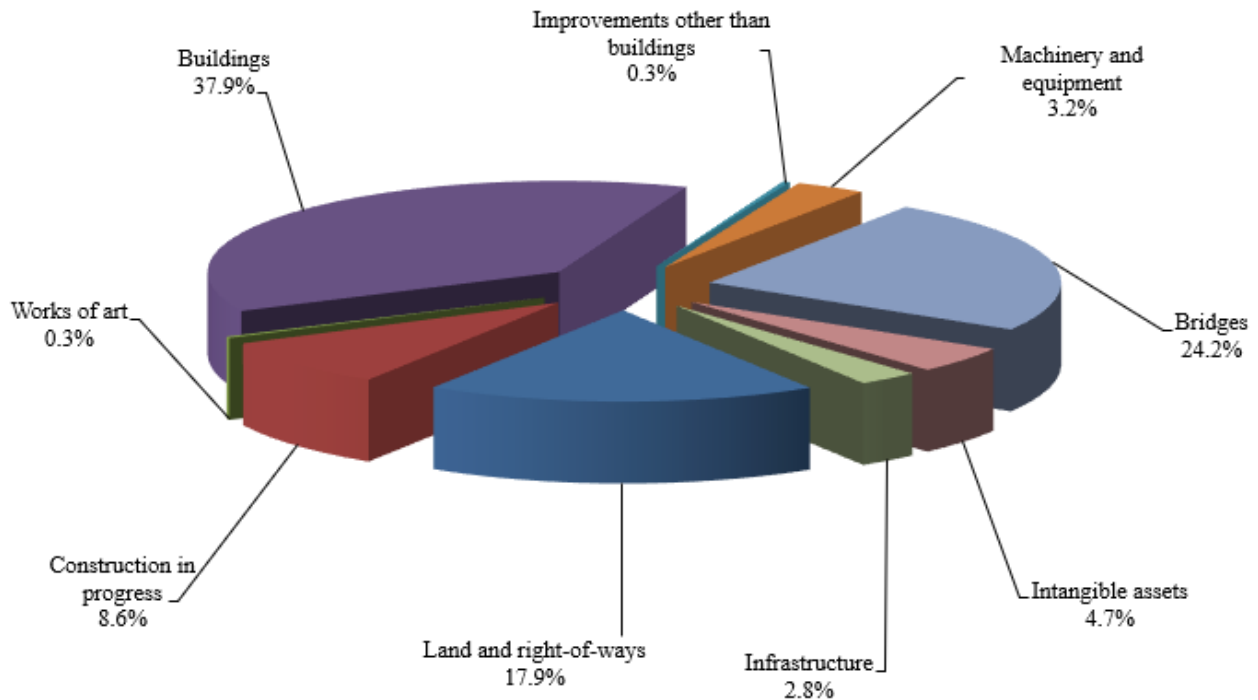
MANAGEMENT'S DISCUSSION AND ANALYSIS (continued)
(dollar amounts expressed in thousands)

Multnomah County's Capital Assets
(net of accumulated depreciation or amortization, where applicable)

	Governmental Activities		Business- Type Activities		Total	
	2023	2022, Restated	2023	2022	2023	2022, Restated
Land and right of ways	\$ 269,709	\$ 258,824	\$ -	\$ -	\$ 269,709	\$ 258,824
Construction in process	127,799	119,093	1,561	1,054	129,360	120,147
Works of art	4,471	4,471	-	-	4,471	4,471
Buildings	569,246	563,887	1,329	1,724	570,575	565,611
Improvements other than buildings	355	395	4,513	4,725	4,868	5,120
Machinery & equipment	48,112	28,388	475	186	48,587	28,574
Bridges	363,619	346,621	-	-	363,619	346,621
Intangible assets, depreciating	70,854	83,061	-	-	70,854	83,061
Infrastructure	41,847	42,229	-	-	41,847	42,229
Total capital assets	<u>\$ 1,496,012</u>	<u>\$ 1,446,969</u>	<u>\$ 7,878</u>	<u>\$ 7,689</u>	<u>\$ 1,503,890</u>	<u>\$ 1,454,658</u>

The following chart indicates the County's capital assets as of June 30, 2023. Additional information on the County's capital assets can be found in *Note III.F. Capital assets* of this report.

Total Capital Assets, Net of Depreciation



MANAGEMENT'S DISCUSSION AND ANALYSIS (continued)
(dollar amounts expressed in thousands)

Long-term debt. At the end of the current fiscal year, the County had total debt outstanding of \$623,905. Of this amount, \$337,923 represents in general obligation bonds; \$283,590 in full faith and credit bonds; and \$2,392 in loan obligations. Full faith and credit bonds are obligations that pledge the full faith and credit of the County. Only governmental activities held long-term debt during fiscal year 2023.

In September 2022, the County entered into a ten year direct placement Full Faith and Credit Financing agreement for \$25,095, with an interest rate of 3.13 percent, with ZMFU II, Inc., a wholly-owned subsidiary of Zions Bancorporation, N.A. The issue will finance the design and right-of-way phase for the Burnside Bridge earthquake readiness project.

Multnomah County's Outstanding Debt

	Governmental Activities	
	2023	2022
Full faith and credit bonds	\$ 283,590	\$ 286,087
General obligation bonds	337,923	387,440
Loans	2,392	2,658
Total outstanding debt	\$ 623,905	\$ 676,185

The County's total debt decreased by \$52,280 or approximately 7.7 percent during the current fiscal year. The net decrease is attributable to principal payments made on prior bonds issues.

The County maintains an Aaa rating with a stable outlook from Moody's for general obligation debt and full faith and credit bonds. Similarly, Standard & Poor's rated the County's both general obligation and full faith and credit bonds as AAA.

State statutes limit the amount of general obligation debt a governmental entity may issue to two percent of the real market value of all taxable property within the government's boundaries. The current debt limitation for the County for general obligation debt is \$3,873,384, which is in excess of the County's outstanding general obligation debt.

State statutes also limit the amount of full faith and credit obligations to one percent of the real market value of all taxable property within the government's boundaries. The current debt limitation for the County for full faith and credit obligations is \$1,848,572 which is in excess of the County's outstanding full faith and credit debt. In addition, the County maintains an internal board policy that limits General Fund supported full faith and credit annual debt payments to no more than 5 percent of budgeted corporate General Fund revenues. This limit is much more restrictive than provided in statute. In fiscal year 2024, the County is estimated to use about 42 percent of internal policy debt limit.

Additional information on the County's long-term liabilities can be found in *Note III.G. Long-term debt* of this report.

MANAGEMENT'S DISCUSSION AND ANALYSIS (continued)
(dollar amounts expressed in thousands)

Key Economic Factors and Budget Information for Next Year

The unemployment rate for the Portland-Vancouver-Beaverton PMSA (Primary Metropolitan Statistical Area) at the close of the fiscal year had decreased to 3.4 percent. The unemployment rate was similar for the United States and the State of Oregon with 3.6 and 3.5 percent, respectively. This is a significant decrease from 2020, when the unemployment rate exceeded 11 percent, and from 2021, when unemployment exceeded 5 percent.

Property tax revenues are the single largest source of revenue in the General Fund and account for approximately 66 percent of ongoing revenues. General Fund growth is particularly sensitive to taxable value growth and compression. Property tax revenues are limited by state statute. Assessed value can generally not grow by more than 3 percent, although new construction can increase value growth above this limit. Property tax revenue is forecast to grow by 8 percent in 2024.

The forecast for fiscal year 2024, assumes the economy will remain stable but growing inflationary pressures in the economy will most likely slow the economy in 2025. Business income tax (BIT) collections totaled \$162,000 in fiscal year 2023. This is attributed to federal assistance that stabilized the economy, strong profits from the largest payers, and businesses preferring to realize larger profits now anticipating future increases to corporate tax rates. The County is forecasting BIT collections to decrease by 4 percent in fiscal year 2024, remain flat through 2025 before seeing an average growth of 5 percent from 2026 through 2028. The BIT is highly sensitive to economic conditions and has historically been a volatile revenue source. The fiscal year 2024 budget includes a reserve equal to 12 percent of budgeted BIT revenues to guard against year over year volatility.

Health care transformation and the expansion of Medicaid continue to drive growth in the County's Health Department. The County is a founding member of Health Share, a Coordinated Care Organization (CCO) that establishes rates paid to support Medicaid programs throughout Oregon.

The County's primary cost drivers are, like most governmental organizations, related to personnel. Expenditures for employee salaries are forecast to grow by slightly more than 8 percent in fiscal year 2024. Wages are established in labor contracts and wage growth is based on the change in the consumer price index (CPI). The CPI is a reflection of the strength of the regional economy. Inflation remains a concern as supply chain issues have caused supply shortages and the labor markets have tightened with employers struggling to fill vacancies. The forecast assumes inflation will continue to grow in the near term before returning to normal levels in the long run.

The County has taken a conservative approach to its pension liability and has taken proactive steps to limit rate increases established by the Oregon Public Employees Retirement System (OPERS). Accumulated reserves have been used to fund four "side accounts" totaling \$125,000 with OPERS. When fully amortized, these side accounts will reduce the OPERS rate by an estimated 3.5 percent of payroll and will help the County mitigate future rate increases. During fiscal year 2020, the County participated in the OPERS Employer Incentive Fund match program created by Senate Bill 1049. The County received a match on one side account totaling \$6,250; the County participated again during fiscal year 2023 and received another match for \$6,250. In January 2021, the Oregon PERS Board reduced the assumed earnings rate from 7.2 percent to 6.9 percent, and continues at 6.9 percent. In recent years, the County has been able to tackle some long-term capital needs:

MANAGEMENT'S DISCUSSION AND ANALYSIS (continued)
(dollar amounts expressed in thousands)

- Construction on a new Behavioral Health Resource Center (BHRC) is substantially complete, however small amounts of project work will continue into fiscal year 2024. The enhanced facility will provide transitional housing for homeless individuals with behavioral health issues and assist them in finding housing and treatment services.
- In January 2021, the County issued general obligation bonds totaling \$387 million to finance capital costs to expand, modernize, rebuild, and acquire land for library facilities. The library project is set to be completed in fiscal year 2026.
- The County is currently in the process of refining the Earthquake Ready Burnside Bridge Project scope. The National Environmental Policy Act (NEPA) Study which determines the environmental impact of the various options of rebuilding or repairing the Burnside Bridge has been substantially completed. Design of the project will begin in fiscal year 2024. The project will be primarily funded with vehicle registration fees and other external funding. The total estimated cost for the project is above \$895,000 (costs through construction phase). Assuming the project moves to the construction phase, construction would begin in the second half of fiscal year 2026.
- The Rockwood Community Health Center, has been operating as a full-service health clinic since 2014 under a lease with CareOregon, and was purchased in late 2022. Design will begin in fiscal year 2024 with construction starting as early as fiscal year 2025.
- The Arbor Lodge facility was purchased in December of 2020 and used in early 2021 as a warming/cooling shelter as well as a COVID-19 vaccination site. The facility is being converted to serve unsheltered participants; estimated completion is March 2024.
- Other major capital projects underway are: the Willamette Shelter Electrical Upgrade, and the Justice Center Bus Duct Replacement. The new Animal Services Facility and the Walnut Park Development projects are in the planning and design phase.

When completed these projects will add significantly to the County's asset base and reduce the amount of deferred capital maintenance.

The American Rescue Plan Act of 2021 (ARPA) was signed into law on March 11, 2021, and provided \$350 billion in additional funding for state and local governments navigating the impacts of the COVID-19 outbreak. Funds were distributed by the U.S. Treasury to states and eligible local governments and are to be used to cover COVID-19 related expenses and negative economic impacts from the pandemic. Multnomah County received a total direct allocation of \$157.8 million. Funding was provided to the County in two tranches: 50 percent or \$78.9 million received in May of 2021 and the second payment in June of 2022. The funds are available to be spent through December 31, 2024. The County spent \$59.3 million during fiscal year 2022, and \$65.4 million in fiscal year 2023, with the remaining \$33.1 million to be spent in fiscal year 2024.

All of these factors were considered in preparing the County's budget for fiscal year 2024. The County's annual budget is prepared by the County's Budget Office; more information can be found at <https://www.multco.us/budget>.

MANAGEMENT'S DISCUSSION AND ANALYSIS (continued)
(dollar amounts expressed in thousands)

Requests for Information

This financial report is designed to provide a general overview of Multnomah County's finances for all those with an interest in the government's finances. Questions concerning any of the information provided in this report or requests for separately issued component unit reports should be directed to the following address:

Multnomah County
Department of County Management
501 SE Hawthorne Blvd. Suite 531
Portland, OR 97214

(This page intentionally left blank.)

BASIC FINANCIAL SECTION

(This page intentionally left blank.)

GOVERNMENT-WIDE FINANCIAL STATEMENTS

(This page intentionally left blank.)

(This page intentionally left blank.)

MULTNOMAH COUNTY, OREGON
Statement of Net Position
June 30, 2023
(amounts expressed in thousands)

	Primary Government		Total	Component Unit
	Governmental Activities	Business-Type Activities		The Library Foundation
ASSETS				
Current assets (unrestricted):				
Cash and investments	\$ 458,426	\$ 68,960	\$ 527,386	\$ 24,265
Receivables, net:				
Taxes	34,158	-	34,158	-
Accounts	4,811	19,156	23,967	-
Leases	71	-	71	-
Interest	6,011	-	6,011	-
Special assessments	-	44	44	-
Contributions	-	-	-	1,022
Inventories	2,503	781	3,284	-
Prepaid items	10,615	89	10,704	33
Split interest and other agreements	-	-	-	553
Current assets (restricted):				
Cash and investments	1,063,687	-	1,063,687	271
Receivables, net:				
Taxes	39,000	-	39,000	-
Accounts	106,715	-	106,715	-
Inventories	719	-	719	-
Total current assets	<u>1,726,716</u>	<u>89,030</u>	<u>1,815,746</u>	<u>26,144</u>
Noncurrent assets (unrestricted):				
Net OPEB asset - RHIA	11,470	1,335	12,805	-
Loans receivable	313	-	313	-
Leases receivable	1,173	-	1,173	-
Capital assets:				
Capital assets, not being depreciated	401,979	1,561	403,540	-
Capital assets, net of accumulated depreciation	1,094,033	6,317	1,100,350	265
Noncurrent assets (restricted):				
Receivables, net:				
Loans	570	-	570	-
Total noncurrent assets	<u>1,509,538</u>	<u>9,213</u>	<u>1,518,751</u>	<u>265</u>
Total assets	<u>3,236,254</u>	<u>98,243</u>	<u>3,334,497</u>	<u>26,409</u>
DEFERRED OUTFLOWS OF RESOURCES				
Unrestricted:				
OPEB - County Plan	13,569	1,623	15,192	-
OPEB - RHIA	4,370	509	4,879	-
Pension	247,995	28,875	276,870	-
Total deferred outflows of resources	<u>265,934</u>	<u>31,007</u>	<u>296,941</u>	<u>-</u>
LIABILITIES				
Current liabilities (payable from unrestricted assets):				
Accounts payable	59,971	2,715	62,686	318
Accrued salaries and benefits	16,958	1,769	18,727	-
Accrued interest payable	3,441	-	3,441	-

MULTNOMAH COUNTY, OREGON
Statement of Net Position
June 30, 2023
(amounts expressed in thousands)

	Primary Government		Total	Component Unit
	Governmental Activities	Business-Type Activities		The Library Foundation
Current liabilities (payable from unrestricted assets, continued):				
Gift annuity payable	-	-	-	3
Unearned revenue	479	3,035	3,514	-
Compensated absences	25,738	1,462	27,200	-
Bonds payable	80,697	-	80,697	-
Right-of-use obligations	13,143	-	13,143	275
Claims and judgments payable	10,007	-	10,007	-
Current liabilities (payable from restricted assets)				
Accounts payable	86,583	-	86,583	-
Accrued salaries and benefits	2,589	-	2,589	-
Loans payable	276	-	276	-
Unearned revenue	104,466	-	104,466	-
Deferred compensation	-	-	-	271
Total current liabilities	<u>404,348</u>	<u>8,981</u>	<u>413,329</u>	<u>867</u>
Noncurrent liabilities (payable from unrestricted assets):				
Compensated absences	9,500	2,564	12,064	-
Bonds payable	540,816	-	540,816	-
Right-of-use obligations	46,110	-	46,110	-
Total OPEB liability - County Plan	108,263	12,947	121,210	-
Net pension liability	484,804	56,447	541,251	-
Noncurrent liabilities (payable from restricted assets):				
Loans payable	2,116	-	2,116	-
Total noncurrent liabilities	<u>1,191,609</u>	<u>71,958</u>	<u>1,263,567</u>	<u>-</u>
Total liabilities	<u>1,595,957</u>	<u>80,939</u>	<u>1,676,896</u>	<u>867</u>
DEFERRED INFLOWS OF RESOURCES				
Unrestricted:				
Leases	1,244	-	1,244	-
OPEB - County Plan	22,086	2,641	24,727	-
OPEB - RHIA	2,913	339	3,252	-
Pension	150,878	17,567	168,445	-
Unamortized gain on debt refunding	7,326	-	7,326	-
Total deferred inflows of resources	<u>184,447</u>	<u>20,547</u>	<u>204,994</u>	<u>-</u>
NET POSITION				
Net investment in capital assets	1,215,702	7,876	1,223,578	9
Restricted for:				
Nonexpendable - library operations	-	-	-	5,026
Expendable - library operations	81,807	-	81,807	8,018
Capital projects, buildings	361,618	-	361,618	-
Community support programs	454,396	-	454,396	-
Roads, bridges and bike path improvements	68,533	-	68,533	-
Document storage and retrieval	154	-	154	-
Debt service	2,906	-	2,906	-
Unrestricted	(463,332)	19,888	(443,444)	12,489
Total net position	<u>\$ 1,721,784</u>	<u>\$ 27,764</u>	<u>\$ 1,749,548</u>	<u>\$ 25,542</u>

MULTNOMAH COUNTY, OREGON
Statement of Activities
For the year ended June 30, 2023
(amounts expressed in thousands)

Functions/Programs	Expenses	Program Revenues			Net (Expense) Revenue and Changes in Net Position			Component Unit
		Fees, Fines and Charges for Services	Operating Grants and Contributions	Capital Grants and Contributions	Primary Government			
					Governmental Activities	Business-type Activities	Total	
Primary government:								
Governmental activities:								
General government	\$ 396,268	\$ 164,591	\$ 2,929	\$ 134	\$ (228,614)	\$ -	\$ (228,614)	\$ -
Health services	193,221	15,967	113,411	-	(63,843)	-	(63,843)	-
Social services	757,039	785	792,395	-	36,141	-	36,141	-
Public safety and justice	274,044	22,354	50,543	-	(201,147)	-	(201,147)	-
Community services	104,427	22,876	4,182	7	(77,362)	-	(77,362)	-
Library	83,307	3,314	3,745	-	(76,248)	-	(76,248)	-
Roads, bridges, and bike path improvements	67,208	33,736	67,961	51	34,540	-	34,540	-
Interest on long-term debt	35,448	-	-	-	(35,448)	-	(35,448)	-
Total governmental activities	1,910,962	263,623	1,035,166	192	(611,981)	-	(611,981)	-
Business-type activities:								
Health Department FQHC	154,447	181,449	-	-	-	27,002	27,002	-
Dunthorpe-Riverdale Service District No. 1	790	14	-	-	-	(776)	(776)	-
Mid-Multnomah County Street Lighting Service District No. 14	381	7	-	-	-	(374)	(374)	-
Behavioral health managed care	2,211	303	-	-	-	(1,908)	(1,908)	-
Total business-type activities	157,829	181,773	-	-	-	23,944	23,944	-
Total primary government	\$ 2,068,791	\$ 445,396	\$ 1,035,166	\$ 192	(611,981)	23,944	(588,037)	-
Component unit:								
The Library Foundation	\$ 3,485	\$ -	\$ 4,407	\$ -	\$ -	\$ -	\$ -	\$ 922
General revenues:								
Taxes:								
Property taxes, levied for general purposes					470,425	1,892	472,317	-
Property taxes, levied for debt service					53,261	-	53,261	-
Personal income taxes					199,478	-	199,478	-
Business income taxes					162,000	-	162,000	-
Selective excise and use taxes					80,924	-	80,924	-
Payments in lieu of taxes					360	-	360	-
State government shared unrestricted revenues					13,214	-	13,214	-
Grants and contributions not restricted to specific programs					4	-	4	1,055
Interest and investment gain					26,295	1,321	27,616	1,573
Miscellaneous					7,133	-	7,133	-
Total general revenues					1,013,094	3,213	1,016,307	2,628
Change in net position					401,113	27,157	428,270	3,550
Net position - beginning					1,320,671	607	1,321,278	21,992
Net position - ending					\$ 1,721,784	\$ 27,764	\$ 1,749,548	\$ 25,542

The notes to the financial statements are an integral part of this statement.

FUND FINANCIAL STATEMENTS

(This page intentionally left blank.)

(This page intentionally left blank.)

MULTNOMAH COUNTY, OREGON
Balance Sheet
Governmental Funds
June 30, 2023
(amounts expressed in thousands)

	General Fund	Federal/State Program Special Revenue Fund	Coronavirus (COVID-19) Response Special Revenue Fund	Preschool for All Program Special Revenue Fund
ASSETS				
Unrestricted:				
Cash and investments	\$ 164,878	\$ -	\$ 1,554	\$ 21,023
Receivables:				
Taxes	30,874	-	-	-
Accounts, net	2,643	-	-	-
Interest	6,011	-	-	-
Due from other funds	44,013	-	-	-
Inventories	660	-	-	-
Prepays and deposits	1,012	43	608	-
Restricted:				
Cash and investments	4,470	60,955	43,501	309,788
Receivables:				
Taxes	-	-	-	15,940
Accounts, net	-	62,543	24,280	-
Inventories	-	719	-	-
Total assets	<u>\$ 254,561</u>	<u>\$ 124,260</u>	<u>\$ 69,943</u>	<u>\$ 346,751</u>
LIABILITIES				
Liabilities payable from unrestricted assets:				
Accounts payable	\$ 37,807	\$ -	\$ -	\$ -
Payroll payable	15,742	-	-	-
Unearned revenue	479	-	-	-
Liabilities payable from restricted assets:				
Accounts payable	-	25,436	7,698	2,672
Payroll payable	-	1,213	20	72
Unearned revenue	-	60,955	43,501	-
Due to other funds	-	27,451	16,562	-
Total liabilities	<u>54,028</u>	<u>115,055</u>	<u>67,781</u>	<u>2,744</u>
DEFERRED INFLOWS OF RESOURCES				
Unrestricted:				
Resources not yet available:				
Property taxes	7,808	-	-	-
Restricted:				
Resources not yet available:				
Property taxes	-	-	-	-
Total deferred inflows of resources	<u>7,808</u>	<u>-</u>	<u>-</u>	<u>-</u>
FUND BALANCES				
Nonspendable	1,672	43	608	-
Restricted	4,470	9,162	-	322,984
Committed	81,216	-	-	15,259
Assigned	-	-	1,554	5,764
Unassigned	105,367	-	-	-
Total fund balances	<u>192,725</u>	<u>9,205</u>	<u>2,162</u>	<u>344,007</u>
Total liabilities, deferred inflows of resources and fund balances	<u>\$ 254,561</u>	<u>\$ 124,260</u>	<u>\$ 69,943</u>	<u>\$ 346,751</u>

The notes to the financial statements are an integral part of this statement.

Multnomah County Library Capital Construction Project Fund	Other Governmental Funds	Total Governmental Funds
\$ -	\$ 141,090	\$ 328,545
-	3,284	34,158
-	1,530	4,173
-	-	6,011
-	-	44,013
-	277	937
5	600	2,268
364,448	280,525	1,063,687
-	23,062	39,002
2,134	17,757	106,714
-	-	719
<u>\$ 366,587</u>	<u>\$ 468,125</u>	<u>\$ 1,630,227</u>
\$ -	\$ 8,320	\$ 46,127
-	108	15,850
-	-	479
12,274	38,503	86,583
41	1,244	2,590
-	10	104,466
-	-	44,013
<u>12,315</u>	<u>48,185</u>	<u>300,108</u>
-	-	7,808
-	3,056	3,056
<u>-</u>	<u>3,056</u>	<u>10,864</u>
5	877	3,205
354,267	278,531	969,414
-	115,460	211,935
-	22,016	29,334
-	-	105,367
<u>354,272</u>	<u>416,884</u>	<u>1,319,255</u>
<u>\$ 366,587</u>	<u>\$ 468,125</u>	<u>\$ 1,630,227</u>

MULTNOMAH COUNTY, OREGON
Reconciliation of the Balance Sheet to the Statement of Net Position
Governmental Funds
June 30, 2023
(dollar amounts expressed in thousands)

Fund balances - governmental funds	\$	1,319,255
Amounts reported for governmental activities in the Statement of Net Position are different because:		
Capital and leased assets used in governmental activities are not financial resources and, therefore, are not reported in the governmental funds:		
Governmental capital assets	2,248,721	
Less accumulated depreciation	<u>(827,232)</u>	1,421,489
Deferred outflows of resources related to pensions are applicable to future periods and, therefore, are not reported in the governmental funds:		
Deferred outflows of resources - OPEB - County Plan	12,365	
Deferred outflows of resources - OPEB - RHIA	3,976	
Deferred outflows of resources - pension	<u>225,632</u>	241,973
Accrued interest payable		(3,153)
Long-term liabilities, not due and payable in the current period and, therefore, are not reported in the governmental funds:		
Bonds payable	(621,513)	
Loans payable	(2,392)	
Right-of-use obligations	(4,653)	
Retainage payable	<u>(414)</u>	(628,972)
Accrued compensated absences are not due and payable in the current period and, therefore, are not reported in the funds		(31,436)
Long-term asset / (liabilities) related to future periods and, therefore, are not reported in the governmental funds:		
Total OPEB - County Plan	(98,656)	
Net OPEB - RHIA	10,436	
Net pension	<u>(441,087)</u>	(529,307)
Deferred inflows of resources are applicable to future periods and, therefore, are not reported in the governmental funds:		
Deferred inflows of resources - OPEB - County Plan	(20,126)	
Deferred inflows of resources - OPEB - RHIA	(2,650)	
Deferred inflows of resources - pension	(137,273)	
Deferred inflows of resources - unamortized gain on debt refunding	<u>(7,326)</u>	(167,375)
Other long-term assets and deferred inflows of resources are not available to fund current period expenditures and, therefore, are not reported in the governmental funds:		
Property taxes	10,864	
Loans receivable	<u>883</u>	11,747
Internal service funds are used by management to charge the costs of certain activities to individual funds. Net position of the internal service funds is reported with governmental activities.		<u>87,563</u>
Net position of governmental activities	\$	<u><u>1,721,784</u></u>

The notes to the financial statements are an integral part of this statement.

(This page intentionally left blank.)

MULTNOMAH COUNTY, OREGON
Statement of Revenues, Expenditures, and Changes in Fund Balances
Governmental Funds
For the Year Ended June 30, 2023
(amounts expressed in thousands)

	General Fund	Federal/State Program Special Revenue Fund	Coronavirus (COVID-19) Response Special Revenue Fund	Preschool for All Program Special Revenue Fund
REVENUES				
Taxes	\$ 560,416	\$ -	\$ -	\$ 199,478
Payments in lieu of taxes	211	-	-	-
Intergovernmental	12,754	662,957	124,824	-
Licenses and permits	12,789	1,042	-	-
Charges for services	16,043	5,375	30	-
Interest	10,638	26	1,720	5,597
Non-governmental grants	2	3,556	245	-
Service reimbursements	46,479	174	-	-
Investment earnings (losses)	(9,914)	-	-	-
Miscellaneous	6,818	1,441	-	-
Total revenues	<u>656,236</u>	<u>674,571</u>	<u>126,819</u>	<u>205,075</u>
EXPENDITURES				
Current:				
General government	143,489	-	-	-
Health services	120,834	109,785	-	-
Social services	88,376	513,518	122,601	-
Public safety and justice	272,278	45,976	-	-
Community services	-	4,134	-	30,183
Library services	-	-	-	-
Roads, bridges, and bike path improvements	-	-	-	-
Capital outlay	14,457	50	2,497	-
Debt service:				
Principal	610	16	-	-
Interest	71	-	-	-
Total expenditures	<u>640,115</u>	<u>673,479</u>	<u>125,098</u>	<u>30,183</u>
Revenues over (under) expenditures	<u>16,121</u>	<u>1,092</u>	<u>1,721</u>	<u>174,892</u>
OTHER FINANCING SOURCES (USES)				
Transfers in	2,381	-	-	-
Transfers out	(42,669)	-	-	-
Proceeds from sale of capital assets	85	-	-	-
Issuance of debt	-	-	-	-
Right-of-use financing	3,981	-	-	-
Total other financing sources (uses)	<u>(36,222)</u>	<u>-</u>	<u>-</u>	<u>-</u>
Net change in fund balances	(20,101)	1,092	1,721	174,892
Fund balances - beginning	<u>212,826</u>	<u>8,113</u>	<u>441</u>	<u>169,115</u>
Fund balances - ending	<u>\$ 192,725</u>	<u>\$ 9,205</u>	<u>\$ 2,162</u>	<u>\$ 344,007</u>

The notes to the financial statements are an integral part of this statement.

Multnomah County Library Capital Construction Project Fund	Other Governmental Funds	Total Governmental Funds
\$ -	\$ 204,038	\$ 963,932
-	149	360
-	240,382	1,040,917
-	33,538	47,369
-	9,030	30,478
3,132	11,992	33,105
-	3,670	7,473
-	87,038	133,691
-	-	(9,914)
38	131	8,428
<u>3,170</u>	<u>589,968</u>	<u>2,255,839</u>
-	25,013	168,502
-	4,656	235,275
-	85,560	810,055
-	13,970	332,224
-	65,512	99,829
16,458	78,734	95,192
-	76,244	76,244
42,062	56,130	115,196
-	69,837	70,463
-	41,330	41,401
<u>58,520</u>	<u>516,986</u>	<u>2,044,381</u>
<u>(55,350)</u>	<u>72,982</u>	<u>211,458</u>
-	158,888	161,269
-	(116,553)	(159,222)
-	-	85
-	25,095	25,095
52	1,111	5,144
<u>52</u>	<u>68,541</u>	<u>32,371</u>
(55,298)	141,523	243,829
<u>409,570</u>	<u>275,361</u>	<u>1,075,426</u>
<u>\$ 354,272</u>	<u>\$ 416,884</u>	<u>\$ 1,319,255</u>

MULTNOMAH COUNTY, OREGON
Reconciliation of the Statement of Revenues, Expenditures and
Changes in Fund Balances to the Statement of Activities
Governmental Funds
For the Year Ended June 30, 2023
(dollar amounts expressed in thousands)

Net change in fund balances - governmental funds		\$ 243,829
<p>Amounts reported for governmental activities in the Statement of Activities are different because the following activities are not current financial resources or uses:</p> <p>Governmental funds report capital outlay as expenditures. However, in the Statement of Activities the cost of those assets are depreciated over their estimated useful lives:</p>		
Expenditures for capital assets	115,196	
Current year depreciation expense	(45,349)	
Contributed and donated capital assets - sent	(6)	
Contributed and donated capital assets - received	59	
Net loss on disposal of capital assets	<u>(4,932)</u>	64,968
<p>Premium issued on long-term debt is reported as an other financing source in governmental funds, but an increase of long-term liabilities in the Statement of Net Position:</p> <p>Premium liabilities reported under full accrual are amortized to interest expense in the Statement of Activities</p>		
		7,447
<p>Repayment of long-term debt are reported as expenditures, respectively in the governmental funds. but as reductions of long-term liabilities in the Statement of Net Position</p>		
		70,463
<p>Proceeds from the issuance of long-term debt (including right-of-use obligations) are reported as revenues, respectively, in the governmental funds, but as increases, respectively, of long-term liabilities in the Statement of Net Position</p>		
		(30,239)
<p>Some expenses reported in the Statement of Activities do not require use of current resources:</p>		
Accrual of OPERS net pension liability not reported as an expenditure in governmental funds	37,470	
Accrual of other postemployment liability not reported as an expenditure in governmental funds	2,085	
Other accrued liabilities	<u>(2,323)</u>	37,233
<p>Revenues in the Statement of Activities that do not provide current financial resources are not reported as revenues in the funds. The net adjustment of these revenues recognized in different years for modified vs full accrual may result in a net increase or net decrease of revenue.</p>		
		3,770
<p>Internal service funds are used by management to charge the costs of certain activities to individual funds. The change in net position of the internal service funds is reported with governmental activities</p>		
		<u>3,643</u>
Change in net position of governmental activities		<u>\$ 401,113</u>

The notes to the financial statements are an integral part of this statement.

MAJOR GOVERNMENTAL FUNDS

Major governmental funds are defined as those funds whose revenues, expenditures, assets or liabilities (excluding extraordinary items) are at least ten percent of corresponding totals for all governmental funds for the same. The General Fund is always classified as a major fund. The modified cash basis of accounting is used to record revenues and expenditures in the *Statement of Revenues, Expenditures and Changes in Fund Balances - Budget and Actual* for each fund.

- **General Fund** - accounts for and reports all financial operations of the County which are not accounted for and reported in another fund. The primary sources of revenues are property taxes, business income taxes, motor vehicle rental taxes, service charges, intergovernmental revenue, fees and permits, and interest income. The majority of expenditures in the General Fund are made for general government, public safety, health services, and social services. The General Fund also accounts for the repayment of short-term debt interest expenses incurred through the sale of short-term promissory notes.
- **Federal/State Program Fund** - accounts for the majority of grant restricted revenues and expenditures related to funding received from federal, state and local programs. The fund also includes some non-restricted operational revenues in the form of fees and licenses.
- **Coronavirus (COVID-19) Response Fund** - accounts for revenues and expenditures associated with the County's COVID-19 public health emergency response and economic recovery efforts. Expenditures are restricted to public health services, behavioral health, medical services, human services, measures taken to facilitate and comply with COVID-19 public health measures (e.g. care for homeless population) and efforts to support economic recovery from the pandemic. Revenues are primarily derived from American Rescue Plan (ARPA), and other State and Federal COVID-19 relief grant funds.
- **Preschool for All Program Fund** - accounts for revenues and expenditures for the County Preschool for All Program. The primary source of revenue is personal income tax collections related to Ballot Measure 26-214 passed by the voters of Multnomah County on November 3, 2020, and effective January 1, 2021. Revenues are dedicated to fund universal, tuition-free, voluntary, and high quality preschool education within Multnomah County.
- **Multnomah County Library Capital Construction Fund** - accounts for expenditures for the planning, renovation, and construction of certain library facilities as approved by Multnomah County voters on November 3, 2020, as Ballot Measure 26-211. Resources are derived from debt issuance and interest on bond proceeds. (See the *Combining and Individual Statements and Schedules - Governmental Funds* section for the *Schedule of Revenues, Expenditures, and Changes in Fund Balance - Budget and Actual*) for this fund.

MULTNOMAH COUNTY, OREGON
Statement of Revenues, Expenditures, and Changes in Fund Balances - Budget and Actual
General Fund
For the Year Ended June 30, 2023
(amounts expressed in thousands)

	<u>Budgeted Amounts</u>		<u>Actual</u> <u>Amounts</u>	<u>Variance</u>
	<u>Original</u>	<u>Final</u>		
REVENUES				
Taxes:				
Property	\$ 354,218	\$ 354,218	\$ 362,981	\$ 8,763
Business income	137,150	139,650	162,000	22,350
Motor vehicle rental	33,175	33,175	34,987	1,812
Transient lodging	-	-	60	60
Heavy equipment rental	500	500	389	(111)
Payments in lieu of taxes	60	60	211	151
Intergovernmental	14,310	14,051	12,754	(1,297)
Licenses and permits	13,405	13,405	12,789	(616)
Charges for services	18,114	18,372	16,043	(2,329)
Interest	1,395	1,395	10,551	9,156
Other:				
Non-governmental grants	-	-	2	2
Service reimbursements	46,359	47,355	46,479	(876)
Miscellaneous	1,940	1,940	6,818	4,878
Total revenues	<u>620,626</u>	<u>624,121</u>	<u>666,064</u>	<u>41,943</u>
EXPENDITURES				
Current:				
Community justice	86,810	83,610	75,305	8,305
Community services	22,725	22,737	21,068	1,669
County assets	10,530	10,530	8,793	1,737
County management	56,763	56,763	51,051	5,712
District attorney	35,779	35,779	35,706	73
Health services	127,815	126,304	120,834	5,470
Human services	67,908	68,118	63,423	4,695
Homeless services	56,708	56,708	36,507	20,201
Nondepartmental	53,278	66,757	62,489	4,268
Sheriff	157,598	162,103	160,957	1,146
Contingency	35,166	28,176	-	28,176
Total expenditures	<u>711,080</u>	<u>717,585</u>	<u>636,133</u>	<u>81,452</u>
Revenues over (under) expenditures	<u>(90,454)</u>	<u>(93,464)</u>	<u>29,931</u>	<u>123,395</u>
OTHER FINANCING SOURCES (USES)				
Transfers in	2,884	2,884	2,381	(503)
Transfers out	(34,799)	(42,669)	(42,669)	-
Proceeds from sale of capital assets	-	-	85	85
Loan proceeds	3,137	3,137	3,198	61
Total other financing sources (uses)	<u>(28,778)</u>	<u>(36,648)</u>	<u>(37,005)</u>	<u>(357)</u>
Net change in fund balances	(119,232)	(130,112)	(7,074)	123,038
Fund balances - beginning	<u>173,697</u>	<u>184,575</u>	<u>246,795</u>	<u>62,220</u>
Fund balances - ending	<u>\$ 54,465</u>	<u>\$ 54,463</u>	<u>\$ 239,721</u>	<u>\$ 185,258</u>
Reconciliation to modified accrual basis:				
Accumulated unrealized gain (loss) on investments			<u>(46,996)</u>	
Fund balance as reported on the Statement of Revenues, Expenditures, and Changes in Fund Balances, Governmental Funds			<u>\$ 192,725</u>	

The notes to the financial statements are an integral part of this statement.

MULTNOMAH COUNTY, OREGON
Statement of Revenues, Expenditures, and Changes in Fund Balances - Budget and Actual
Federal/State Program Special Revenue Fund
For the Year Ended June 30, 2023
(amounts expressed in thousands)

	<u>Budgeted Amounts</u>		<u>Actual</u>	<u>Variance</u>
	<u>Original</u>	<u>Final</u>	<u>Amounts</u>	
REVENUES				
Intergovernmental	\$ 351,819	\$ 387,107	\$ 338,941	\$ (48,166)
Licenses and permits	1,155	1,155	1,042	(113)
Charges for services	4,353	4,353	5,375	1,022
Interest	6	6	26	20
Non-governmental grants	6,186	6,206	3,556	(2,650)
Service reimbursements	-	-	174	174
Miscellaneous	661	661	1,441	780
Total revenues	<u>364,180</u>	<u>399,488</u>	<u>350,555</u>	<u>(48,933)</u>
EXPENDITURES				
Current:				
Community justice	28,096	28,096	27,731	365
Community services	1,500	1,500	1,034	466
County assets	40	140	109	31
District attorney	8,089	8,089	7,561	528
Health services	110,390	130,097	109,785	20,312
Human services	153,906	163,358	142,806	20,552
Homeless services	60,766	62,155	46,708	15,447
Nondepartmental	4,496	4,516	2,991	1,525
Sheriff	11,836	12,041	10,722	1,319
Total expenditures	<u>379,119</u>	<u>409,992</u>	<u>349,447</u>	<u>60,545</u>
Revenues over (under) expenditures	(14,939)	(10,504)	1,108	11,612
OTHER FINANCING SOURCES (USES)				
Loan remittances	-	-	(16)	(16)
Issuance of debt	316	316	-	(316)
Total other financing sources (uses)	<u>316</u>	<u>316</u>	<u>(16)</u>	<u>(332)</u>
Net change in fund balances	(14,623)	(10,188)	1,092	11,280
Fund balances - beginning	<u>15,248</u>	<u>10,813</u>	<u>8,113</u>	<u>(2,700)</u>
Fund balances - ending	<u>\$ 625</u>	<u>\$ 625</u>	<u>9,205</u>	<u>\$ 8,580</u>

Reconciliation to modified accrual basis:

Some medical service providers through County programs are paid directly by the State, rather than funds flowing through the County. Under GAAP this activity is added as revenues and expenditures.

Intergovernmental revenues	(324,016)
Payments to service providers	<u>324,016</u>
Fund balance as reported on the Governmental Funds Statement of Revenues, Expenditures, and Changes in Fund Balances	<u>\$ 9,205</u>

The notes to the financial statements are an integral part of this statement.

MULTNOMAH COUNTY, OREGON
Statement of Revenues, Expenditures, and Changes in Fund Balances - Budget and Actual
Coronavirus (COVID-19) Response Special Revenue Fund
For the Year Ended June 30, 2023
(amounts expressed in thousands)

	<u>Budgeted Amounts</u>		<u>Actual</u> <u>Amounts</u>	<u>Variance</u>
	<u>Original</u>	<u>Final</u>		
REVENUES				
Intergovernmental	\$ 157,971	\$ 174,445	\$ 124,824	\$ (49,621)
Charges for services	-	-	30	30
Interest	-	-	1,720	1,720
Non-governmental grants	-	-	245	245
Total revenues	<u>157,971</u>	<u>174,445</u>	<u>126,819</u>	<u>(47,626)</u>
EXPENDITURES				
Current:				
Community justice	1,265	1,265	483	782
Community services	1,580	1,580	-	1,580
County assets	2,439	2,439	1,906	533
County management	3,100	6,100	3,034	3,066
Library	200	664	650	14
District attorney	1,013	1,013	1,013	-
Health services	41,015	44,117	28,321	15,796
Human services	65,532	68,908	57,185	11,723
Homeless services	30,796	30,796	21,549	9,247
Nondepartmental	8,735	15,267	8,668	6,599
Sheriff	2,296	2,296	2,289	7
Total expenditures	<u>157,971</u>	<u>174,445</u>	<u>125,098</u>	<u>49,347</u>
Net change in fund balances	-	-	1,721	1,721
Fund balances - beginning	-	-	441	441
Fund balances - ending	<u>\$ -</u>	<u>\$ -</u>	<u>\$ 2,162</u>	<u>\$ 2,162</u>

The notes to the financial statements are an integral part of this statement.

MULTNOMAH COUNTY, OREGON
Statement of Revenues, Expenditures, and Changes in Fund Balances - Budget and Actual
Preschool for All Program Special Revenue Fund
For the Year Ended June 30, 2023
(amounts expressed in thousands)

	<u>Budgeted Amounts</u>		<u>Actual</u> <u>Amounts</u>	<u>Variance</u>
	<u>Original</u>	<u>Final</u>		
REVENUES				
Taxes	\$ 112,000	\$ 112,000	\$ 199,478	\$ 87,478
Interest	-	-	5,597	5,597
Total revenues	<u>112,000</u>	<u>112,000</u>	<u>205,075</u>	<u>93,075</u>
EXPENDITURES				
Current:				
County management	7,379	7,379	5,960	1,419
Health services	1,622	1,622	598	1,024
Human services	50,174	50,687	23,625	27,062
Contingency	11,200	10,687	-	10,687
Total expenditures	<u>70,375</u>	<u>70,375</u>	<u>30,183</u>	<u>40,192</u>
Net change in fund balances	41,625	41,625	174,892	133,267
Fund balances - beginning	<u>79,402</u>	<u>79,402</u>	<u>169,115</u>	<u>89,713</u>
Fund balances - ending	<u>\$ 121,027</u>	<u>\$ 121,027</u>	<u>\$ 344,007</u>	<u>\$ 222,980</u>

The notes to the financial statements are an integral part of this statement.

(This page intentionally left blank.)

PROPRIETARY FUNDS

The County utilizes ten proprietary funds made up of four enterprise funds and six internal service funds. See the *Combining and Individual Statements and Schedules - Proprietary Funds* section for the nonmajor enterprise funds and the internal service funds; this section also includes the *Schedule of Revenues, Expenditures, and Changes in Fund Balances - Budget and Actual* for the Health Department FQHC Fund, a major enterprise fund along with the nonmajor enterprise funds.

These funds are used to finance and account for Integrated Clinical Services, and for the acquisition, operation and maintenance of sewage treatment facilities, street lighting facilities and mental health claims administration, which are supported by user charges.

The County accounts for certain expenditures of the enterprise funds for budgetary purposes on the modified cash basis of accounting. For financial reporting purposes, the full accrual basis of accounting is used. The difference in the accounting basis used relates primarily to the methods of accounting for revenue accruals, depreciation and capital outlay, compensated absences, claims and judgments payable, leases, and pension and other postemployment benefits.

Major Enterprise Fund:

- **Health Department FQHC Fund** - accounts for revenues and expenditures for the County's Community Health Center Program. The Community Health Centers are community based, patient governed organizations that provide comprehensive primary care and preventative care, including health, oral health, and mental health/substances abuse services. The primary source of revenue is the Consolidated Health Centers 330 grant, medical fees (e.g. Medicaid and Medicare), third party reimbursements, and other State and local program income. All program income is restricted to uses that further the objectives of the Community Health Center.

MULTNOMAH COUNTY, OREGON
Statement of Net Position
Proprietary Funds
June 30, 2023
(amounts expressed in thousands)

	<u>Business-type Activities - Enterprise Funds</u>			Governmental Activities - Internal Service Funds
	Health Department FQHC	Other Nonmajor Enterprise	Total	
ASSETS				
Current assets:				
Cash and investments	\$ 63,550	\$ 5,409	\$ 68,959	\$ 129,879
Receivables:				
Accounts, net	19,155	1	19,156	637
Special assessments	-	44	44	-
Leases receivable	-	-	-	71
Inventories	710	71	781	1,567
Prepaid items	89	-	89	8,347
Total current assets	<u>83,504</u>	<u>5,525</u>	<u>89,029</u>	<u>140,501</u>
Noncurrent assets:				
Leases receivable	-	-	-	1,173
Net OPEB asset - RHIA	1,321	15	1,336	1,035
Capital assets:				
Construction in progress	-	1,560	1,560	621
Other capital assets, net	1,802	4,514	6,316	73,902
Total noncurrent assets	<u>3,123</u>	<u>6,089</u>	<u>9,212</u>	<u>76,731</u>
Total assets	<u>86,627</u>	<u>11,614</u>	<u>98,241</u>	<u>217,232</u>
DEFERRED OUTFLOWS OF RESOURCES				
OPEB - County Plan	1,604	19	1,623	1,204
OPEB - RHIA	503	6	509	394
Pension plan	28,553	322	28,875	22,363
Total deferred outflows of resources	<u>30,660</u>	<u>347</u>	<u>31,007</u>	<u>23,961</u>
LIABILITIES				
Current liabilities:				
Accounts payable	2,255	455	2,710	13,428
Payroll payable	1,769	-	1,769	1,108
Unearned revenue	3,035	-	3,035	-
Compensated absences	1,462	-	1,462	2,455
Claims and judgments payable	-	-	-	10,007
Accrued interest payable	-	-	-	288
Right-of-use obligations	-	-	-	11,378
Total current liabilities	<u>8,521</u>	<u>455</u>	<u>8,976</u>	<u>38,664</u>
Noncurrent liabilities:				
Compensated absences	2,564	-	2,564	1,346
Right-of-use obligations	-	-	-	43,223
Total OPEB liability - County Plan	12,800	148	12,948	9,607
Net pension liability	55,819	629	56,448	43,717
Total noncurrent liabilities	<u>71,183</u>	<u>777</u>	<u>71,960</u>	<u>97,893</u>
Total liabilities	<u>79,704</u>	<u>1,232</u>	<u>80,936</u>	<u>136,557</u>

MULTNOMAH COUNTY, OREGON
Statement of Net Position
Proprietary Funds
June 30, 2023
(amounts expressed in thousands)

	<u>Business-type Activities - Enterprise Funds</u>			Governmental Activities - Internal Service Funds
	Health Department FQHC	Other Nonmajor Enterprise	Total	
DEFERRED INFLOWS OF RESOURCES				
Leases	-	-	-	1,244
OPEB - County Plan	2,611	30	2,641	1,961
OPEB - RHIA	335	4	339	263
Pension plan	17,372	196	17,568	13,605
Total deferred inflows of resources	<u>20,318</u>	<u>230</u>	<u>20,548</u>	<u>17,073</u>
NET POSITION				
Investment in capital assets	1,802	6,074	7,876	19,922
Unrestricted	15,463	4,425	19,888	67,641
Total net position	<u>\$ 17,265</u>	<u>\$ 10,499</u>	<u>\$ 27,764</u>	<u>\$ 87,563</u>

MULTNOMAH COUNTY, OREGON
Statement of Revenues, Expenses, and Changes in Net Position
Proprietary Funds
For the Year Ended June 30, 2023
(amounts expressed in thousands)

	<u>Business-type Activities - Enterprise Funds</u>			Governmental Activities - Internal Service Funds
	Health Department FQHC	Other Nonmajor Enterprise	Total	
OPERATING REVENUES				
Current assessments	\$ -	\$ 1,883	\$ 1,883	\$ -
Prior assessments	-	14	14	-
Charges for services	3,544	1	3,545	287,177
Intergovernmental charges for services	152,080	8	152,088	1,131
Intergovernmental grants	14,838	-	14,838	-
Non-governmental grants	10,458	-	10,458	-
Insurance premiums	-	-	-	11,126
Licenses and permits	-	4	4	6
Interest	-	-	-	39
Miscellaneous	528	307	835	2,327
Total operating revenues	<u>181,448</u>	<u>2,217</u>	<u>183,665</u>	<u>301,806</u>
OPERATING EXPENSES				
Cost of sales and services	153,440	3,094	156,534	271,022
Administration	478	77	555	8,687
Depreciation and amortization	187	210	397	18,457
Total operating expenses	<u>154,105</u>	<u>3,381</u>	<u>157,486</u>	<u>298,166</u>
Operating income (loss)	<u>27,343</u>	<u>(1,164)</u>	<u>26,179</u>	<u>3,640</u>
NONOPERATING REVENUES (EXPENSES)				
Interest revenue	1,154	168	1,322	3,064
Interest expense	-	-	-	(1,473)
Gain (loss) on sale of capital assets	(347)	-	(347)	332
Total nonoperating revenues (expenses)	<u>807</u>	<u>168</u>	<u>975</u>	<u>1,923</u>
Income (loss) before contributions and transfers	28,150	(996)	27,154	5,563
Transfers in	-	-	-	578
Transfers out	-	-	-	(2,624)
Capital contributions in	-	-	-	126
Change in net position	<u>28,150</u>	<u>(996)</u>	<u>27,154</u>	<u>3,643</u>
Total net position - beginning	<u>(10,885)</u>	<u>11,495</u>	<u>610</u>	<u>83,920</u>
Total net position - ending	<u>\$ 17,265</u>	<u>\$ 10,499</u>	<u>\$ 27,764</u>	<u>\$ 87,563</u>

The notes to the financial statements are an integral part of this statement.

(This page intentionally left blank.)

MULTNOMAH COUNTY, OREGON
Statement of Cash Flows
Proprietary Funds
For the Year Ended June 30, 2023
(amounts expressed in thousands)

	<u>Business-type Activities - Enterprise Funds</u>			Governmental Activities - Internal Service Funds
	Health Department FQHC Fund	Other Nonmajor Enterprise Funds	Total	
CASH FLOWS FROM OPERATING ACTIVITIES				
Receipts from customers and users	\$ 151,156	\$ 2,201	\$ 153,357	\$ 16,345
Receipts for interfund services provided	-	-	-	285,968
Receipts from grants and awards	25,296	-	25,296	-
Payments to suppliers	(56,458)	(2,084)	(58,542)	(189,890)
Payments to employees	(86,277)	(968)	(87,245)	(64,687)
Payments for interfund services used	-	(537)	(537)	(26,112)
Net cash provided by (used for) operating activities	<u>33,717</u>	<u>(1,388)</u>	<u>32,329</u>	<u>21,624</u>
CASH FLOWS FROM NONCAPITAL				
Transfers in	-	-	-	578
Transfers out	-	-	-	(2,624)
Internal loan remittance	-	-	-	7,062
Net cash provided by (used for) noncapital and related financing activities	-	-	-	5,016
CASH FLOWS FROM CAPITAL AND RELATED FINANCING ACTIVITIES				
Capital contributions in	-	-	-	126
Principal paid on right-of-use obligations	-	-	-	(9,194)
Interest paid on right-of-use obligations	-	-	-	(1,186)
Increase in construction in progress	-	(506)	(506)	-
Acquisition of capital assets	(426)	-	(426)	(7,760)
Proceeds from the sale of capital assets	-	-	-	334
Net cash provided by (used for) capital and related financing activities	<u>(426)</u>	<u>(506)</u>	<u>(932)</u>	<u>(17,680)</u>
CASH FLOWS FROM INVESTING ACTIVITIES				
Interest earnings	<u>1,154</u>	<u>168</u>	<u>1,322</u>	<u>3,064</u>
Net cash provided by (used for) investing activities	<u>1,154</u>	<u>168</u>	<u>1,322</u>	<u>3,064</u>
Net increase (decrease) in cash and cash equivalents	34,445	(1,726)	32,719	12,024
Cash and cash equivalents - beginning	29,105	7,135	36,240	117,855
Cash and cash equivalents - ending	<u>\$ 63,550</u>	<u>\$ 5,409</u>	<u>\$ 68,959</u>	<u>\$ 129,879</u>

The notes to the financial statements are an integral part of this statement.

MULTNOMAH COUNTY, OREGON
Statement of Cash Flows
Proprietary Funds
For the Year Ended June 30, 2023
(amounts expressed in thousands)

Reconciliation of operating income (loss) to net cash provided by (used for) operating activities:

Operating income (loss)	\$ 27,343	\$ (1,164)	\$ 26,179	\$ 3,640
Adjustments to reconcile operating income (loss) to net cash provided by (used for) operating activities:				
Depreciation and amortization of capital assets	187	210	397	18,457
Changes in assets, liabilities, and deferred inflows/outflows of resources:				
Accounts receivables, net	(7,299)	(7)	(7,306)	167
Special assessments receivable	-	(7)	(7)	-
Inventories	(710)	(45)	(755)	173
Prepaid items	(8)	-	(8)	(1,753)
Accounts payable	1,312	(78)	1,234	3,378
Claims and judgments payable	-	-	-	655
Payroll payable	393	-	393	97
Unearned revenue	2,701	-	2,701	-
Compensated absences	434	-	434	398
Other accrued payables	-	-	-	-
Total OPEB liability - County Plan	2,531	(55)	2,476	(509)
Deferred outflows - OPEB - County Plan	(581)	2	(579)	(197)
Deferred inflows - OPEB - County Plan	1,047	(1)	1,046	421
Net OPEB asset - RHIA	(592)	-	(592)	(299)
Deferred outflows - OPEB - RHIA	453	13	466	572
Deferred inflows - OPEB - RHIA	(259)	(8)	(267)	(337)
Net pension liability	23,647	(9)	23,638	11,269
Deferred outflows - pension	(8,900)	68	(8,832)	(2,541)
Deferred inflows - pension	(7,982)	(307)	(8,289)	(11,967)
Total adjustments	6,374	(224)	(224)	17,984
Net cash provided by (used for) operating activities	<u>\$ 33,717</u>	<u>\$ (1,388)</u>	<u>\$ 32,329</u>	<u>\$ 21,624</u>
Noncash activities:				
Noncash capital contributions	\$ -	\$ -	\$ -	\$ 17,587

The notes to the financial statements are an integral part of this statement.

(This page intentionally left blank.)

FIDUCIARY FUNDS

These funds account for resources received and held by the County in a fiduciary capacity. Disbursements from these funds are made in accordance with an agreement or applicable legislative enactment for each particular fund. The accrual basis of accounting is used to record transactions in the custodial funds. The funds included are:

- **Custodial Funds** - accounts for resources held by the County in a purely custodial capacity.

MULTNOMAH COUNTY, OREGON
Statement of Fiduciary Net Position
June 30, 2023
(amounts expressed in thousands)

	Custodial Funds
ASSETS	
Restricted assets:	
Cash and investments	\$ 60,848
Taxes receivable	48,647
Total assets	109,495
 LIABILITIES	
Liabilities payable from restricted assets:	
Accounts payable	8,029
Due to other governmental units	45,916
Total liabilities	53,945
 NET POSITION	
Restricted for:	
Individuals, organizations, and other governments	55,550
Total net position	\$ 55,550

The notes to the financial statements are an integral part of this statement.

MULTNOMAH COUNTY, OREGON
Statement of Changes in Fiduciary Net Position
For the Year Ended June 30, 2023
(amounts expressed in thousands)

	Custodial Funds
ADDITIONS	
Taxes collected	\$ 3,927,507
Taxes collected for other governments	33,250
Deposits held for others	4,173
Charges for services	4,657
Interest	1,936
Miscellaneous	3,988
Total additions	3,975,511
 DEDUCTIONS	
Administrative Support	155
Payments of taxes to other governments	3,957,879
Payments paid to others	4,172
Distributions to others	5,842
Total deductions	3,968,048
 Change in net position	 7,463
Net position - beginning	48,087
Net position - ending	\$ 55,550

The notes to the financial statements are an integral part of this statement.

(This page intentionally left blank.)

NOTES TO THE BASIC FINANCIAL STATEMENTS

TABLE OF CONTENTS

- Note I. Summary of significant accounting policies
 - A. Reporting entity
 - B. Government-wide and fund financial statements
 - C. Measurement focus, basis of accounting, and financial statement preparation
 - D. Assets, deferred outflows of resources, liabilities, deferred inflows of resources, and net position of fund balances
 - E. Adoption of new accounting pronouncements and standards
 - F. Future adoption of accounting pronouncements and standards
- Note II. Stewardship, compliance, and accountability
 - A. Budgetary information
 - B. Expenditures in excess of appropriations
 - C. Deficit net position
- Note III. Detailed notes
 - A. Cash and investments
 - B. Receivables
 - C. Unearned revenue and deferred inflows of resources
 - D. Right-of-use receivables and obligations
 - E. Interfund receivables, payables, and transfers
 - F. Capital assets
 - G. Long-term debt
 - H. Fund balances, governmental funds
- Note IV. Other information
 - A. Risk management
 - B. Commitments and contingent liabilities
 - C. Postemployment benefits other than pensions
 - D. Employee retirement systems, pension plans, and deferred compensation plan
 - E. Tax abatements
 - F. Subsequent Events

(This page intentionally left blank.)

MULTNOMAH COUNTY, OREGON
NOTES TO BASIC FINANCIAL STATEMENTS
For the Year Ended June 30, 2023
(dollar amounts expressed in thousands)

Note I. Summary of significant accounting policies

A. Reporting entity

Multnomah County, Oregon (County), established in 1854, is organized under the Oregon Revised Statutes (ORS), chapter 201.260 as a municipal corporation. The Board of County Commissioners, comprised of an elected chair and four commissioners, forms the legislative branch of the County government.

The accompanying financial statements present the County and its component units, entities for which the County is considered financially accountable. Criteria that indicates financial accountability includes, but is not limited to, the following:

- Appointment by the County of a voting majority of members of the governing body of an organization with the ability to impose its will on the daily operations of an organization, such as the power to remove appointed members at will; to modify or approve budgets, rates or fees; to make other substantive decisions; or
- Provision by the organization of specific financial benefits to the County; imposition by an organization of specific financial burdens on the County, such as assumption of deficits or provision of support; or
- Fiscal dependency of the organization and reliance on the County, such as: lack of authority to determine a budget, approve rates, or issue its own bonded debt without County approval.

Blended component units, although legally separate entities, are in substance part of the County's operations. Component units may also include organizations that are fiscally dependent on the County in that the County approves the budget, the issuance of debt or levying of taxes. Multnomah County has three blended component units, which are included in this report. Separate financial statements for the individual component units may be obtained at the Finance and Risk Management Division of the County's administrative offices.

Blended component units. Dunthorpe-Riverdale Sanitary Service District No. 1 and Mid-Multnomah County Street Lighting Service District No. 14 serve residents within each district's geographical boundaries and are governed by a board comprised of the County's elected Board. The Board approves rates for user charges for both districts. Each district is reported as a nonmajor enterprise fund. County management handles the management of the districts.

The Library District of Multnomah County was created on July 1, 2013. In November 2012, the voters of Multnomah County approved a measure to form and fund a library district with a permanent rate dedicated to library services, operations, books, materials, programs, activities and oversight of the district. The Library District's permanent rate means library operations will have stable and dedicated funding. The Library District is reported as a special revenue fund and is governed by a board comprised of the County's elected Board. The County and the Library District have executed an intergovernmental agreement, which states that the County will be reimbursed by the Library District for the cost of library operations.

MULTNOMAH COUNTY, OREGON
NOTES TO BASIC FINANCIAL STATEMENTS
For the Year Ended June 30, 2023
(dollar amounts expressed in thousands)

The County also maintains a Hospital Facilities Authority (Authority) that issues conduit debt for health care facilities. The Authority is considered a blended component unit of the County because the board for the Authority consists of board members from the County. The Authority is strictly only a conduit of debt; there are no resources and any costs the County incurs related to the Authority are reported as expenses by the County. The County is not fiscally accountable for the Authority, nor do the County and the Authority have any financial benefit or burden between their relationships.

Discretely presented component unit. The Library Foundation (TLF) is a legally separate, tax-exempt component unit of the County. TLF's purpose is to support the County's libraries through raising, receiving, administering and disbursing funds, grants, bequests and gifts for the benefit of the County libraries. Although the County does not control the timing or amount of receipts from TLF, the majority of resources or income thereon that TLF holds and invests is restricted to the County libraries' activities by the donors. TLF is a discretely presented component unit as the nature and relationship with the County is significant, and to exclude TLF would cause the County's financial statements to be misleading. TLF is the beneficiary of a split-interest agreement; details are provided in TLF's *Notes to the Financial Statements*.

TLF is a private non-profit organization that reports under the Financial Accounting Standards Board (FASB) standards, including FASB Statement ASC 958, *Financial Reporting for Not-for-Profit Organizations*. As such, certain revenue recognition criteria and presentation features are different from GASB revenue recognition criteria and presentation features. No modifications have been made to TLF's financial information in the County's financial reporting entity for these differences. TLF is an organization that is tax-exempt under Section 501(c) (3) of the Internal Revenue Code.

A complete copy of The Library Foundation's financial statements can be obtained by contacting: The Library Foundation, 620 SW Fifth Ave, Suite 1025, Portland, Oregon, 97204 or online at: <https://www.libraryfoundation.org/facts-and-financials>.

B. Government-wide and fund financial statements

The government-wide financial statements (i.e., the *Statement of Net Position* and the *Statement of Activities*) report information on all of the non-fiduciary activities of the County (the primary government) and its component units. With the exception of interfund service activity between governmental activities and business-type activities, interfund service activity has been removed from governmental activities. *Governmental activities*, which normally are supported by taxes and intergovernmental revenues, are reported separately from *business-type activities*, which rely to a significant extent on fees and charges for support. Likewise, the *primary government* is reported separately from certain legally separate *component units* for which the County is financially accountable.

MULTNOMAH COUNTY, OREGON
NOTES TO BASIC FINANCIAL STATEMENTS
For the Year Ended June 30, 2023
(dollar amounts expressed in thousands)

The *Statement of Activities* demonstrates the degree to which the direct expenses of a given function or business-type segment is offset by program revenues. *Direct expenses* are those that are clearly identifiable with a specific function or segment. Each enterprise fund represents separate segments of business-type activity. The major enterprise fund, the Health Department FQHC Fund, is provided in a separate column in the *Statement of Net Position Proprietary Funds* and the *Statement of Revenues, Expenses and Changes in Net Position Proprietary Funds*. Nonmajor enterprise funds are reported in separate columns in the *Statement of Net Position Enterprise Funds* and the *Statement of Revenues, Expenses and Changes in Net Position Enterprise Funds*.

In addition, functional expenses on the statement of activities include allocated indirect expenses.

Program revenues include:

- Charges to customers or applicants who purchase, use, or directly benefit from goods, services, or privileges provided by a given function or segment; and
- Grants and contributions that are restricted to meeting the operational or capital requirements of a particular function or segment. Taxes and other items not properly included among program revenues are reported instead as *general revenues*.

Separate financial statements are provided for governmental funds, proprietary funds, and fiduciary funds, even though the latter are excluded from the government-wide financial statements. Major individual governmental funds and major individual enterprise funds are reported as separate columns in the fund financial statements.

C. Measurement focus, basis of accounting, and financial statement preparation

The government-wide financial statements are reported using the *economic resources measurement focus* and the *accrual basis of accounting*, as are the proprietary fund and fiduciary fund financial statements. Revenues are recorded when earned and expenses are recorded when a liability is incurred, regardless of the timing of related cash flows. Property taxes are recognized as revenues in the year for which they are levied. Grants and similar items are recognized as revenue as soon as all eligibility requirements imposed by the provider have been met.

Governmental fund financial statements are reported using the *current financial resources measurement focus* and the *modified accrual basis of accounting*. Revenues are recognized as soon as they are both measurable and available. Revenues are considered *available* when they are collectible within the current period or soon enough thereafter to pay liabilities of the current period. For this purpose, the County considers revenues to be available if they are collected within 60 days of the end of the current fiscal period. Expenditures generally are recorded when a liability is incurred, as under accrual accounting. However, debt service expenditures, as well as expenditures related to compensated absences and claims and judgments, are recorded only when payment is due.

MULTNOMAH COUNTY, OREGON
NOTES TO BASIC FINANCIAL STATEMENTS
For the Year Ended June 30, 2023
(dollar amounts expressed in thousands)

Budget and actual statements are reported on the modified cash basis, with minor differences in the classification of certain revenues, which are identified in the Reconciliation to GAAP Basis on the statements and schedules for the individual funds.

Property taxes, personal income taxes, business income taxes, selective excise and use taxes, intergovernmental revenue, licenses, and interest associated with the current fiscal period are all considered to be susceptible to accrual and so have been recognized as revenues of the current fiscal period. Only the portion of special assessments receivable due within the current fiscal period is considered susceptible to accrual as revenue of the current period. All other revenue items are considered measurable and available only when cash is received by the County.

For purposes of measuring the net pension liability, deferred outflows of resources, deferred inflows of resources related to pensions, and pension expense, information about the fiduciary net position of the Oregon Public Employees Retirement System (OPERS) plan and additions to/deductions from OPERS' fiduciary net position have been determined using the accrual basis of accounting, same as the OPERS plan. Plan member contributions are recognized in the period in which contributions are due. The County's contributions are recognized when due and a formal commitment to provide the contributions has been made. Benefits and refunds are recognized when due and payable in accordance with the terms of the plan. All plan investments are recognized at fair value as determined by OPERS.

Specific fund changes

During the fiscal year ended June 30, 2023, two new funds were established:

Capital project fund: the *Justice Center Capital Fund* accounts for expenditures for various capital projects within the Justice Center over a 5-7 year period. Initial expenditures will be associated with duct and electric system upgrades and Bus Duct Replacement. Resources are derived from County General Fund and other local government support.

Capital project fund: the *Joint Office of Homeless Services Capital Fund* accounts for capital improvement and capital acquisition expenditures for the Joint Office of Homeless Services. The fund will account for various capital projects (e.g. Arbor Lodge Shelter Renovation Capital Project). Resources are derived from Supportive Housing Services Fund, County General Fund, and State and Federal grants.

The County reports five major governmental funds:

The *General Fund* is the County's primary operating fund. It accounts for all financial resources of the general government which are not accounted for or reported in another fund. The primary sources of revenue are property taxes, business income taxes, motor vehicle rental taxes, service charges, intergovernmental revenue, fees and permits, and interest income. The majority of expenditures in the General Fund are made for general government, health services, social services, and public safety and justice.

MULTNOMAH COUNTY, OREGON
NOTES TO BASIC FINANCIAL STATEMENTS
For the Year Ended June 30, 2023
(dollar amounts expressed in thousands)

The *Federal/State Program Fund* is a special revenue fund that accounts for the majority of grant restricted revenues and expenditures related to federal, state and local programs. The fund also includes some non-restricted operational revenues in the form of fees and licenses.

The *Coronavirus COVID-19 Response Fund* is a special revenue fund that accounts for expenditures associated with the County's COVID-19 public emergency response. Expenditures are restricted to public health services, behavioral health, medical services, human services, measures taken to facilitate and comply with COVID-19 public health measures (e.g., care for homeless population) and efforts to support economic recovery from the pandemic. Revenues are primarily derived from Coronavirus Relief Fund (CARES Act), American Rescue Plan (ARPA), other COVID-19 relief grant funds, and Federal Emergency Management Agency (FEMA).

The *Preschool for all Program Fund* is a special revenue fund that accounts for revenues and expenditures for the County's Preschool for All Program. The primary source of revenue is personal income tax collections related to Ballot Measure 26-214 passed by the voters of Multnomah County on November 3, 2020, and effective January 1, 2021. Revenues are dedicated to fund universal, tuition-free, voluntary, and high quality preschool education within Multnomah County.

The *Multnomah County Library Capital Construction Fund* is a capital project fund that accounts for expenditures for the planning, renovation, and construction of certain library facilities as approved by Multnomah County voters on November 3, 2020, as Ballot Measure 26-211. Resources are derived from debt issuance and interest from bond proceeds.

The County reports one major enterprise fund:

The *Health Department FQHC Fund* accounts for revenues and expenditures for the Federally Qualified Health Centers (FQHC), the County's Community Health Center Program. The Community Health Centers are community based, patient governed organizations that provide comprehensive primary care and preventative care, including health, oral health, and mental health/substances abuse services. The primary source of revenue is the Consolidated Health Centers 330 grant, medical fees (e.g. Medicaid and Medicare), third party reimbursements, and other State and local program income. All program income is restricted to uses that further the objectives of the Community Health Center.

Additionally, the County reports the following fund types:

Special revenue funds are primarily operating funds that account for revenue derived from specific taxes or other revenue sources, which are legally restricted to finance particular functions or activities. When a special revenue fund is not an operating fund, transfers are made from the special revenue fund to the operating funds authorized to make expenditures.

MULTNOMAH COUNTY, OREGON
NOTES TO BASIC FINANCIAL STATEMENTS
For the Year Ended June 30, 2023
(dollar amounts expressed in thousands)

Debt service funds account for the resources accumulated and payments made for principal and interest on long-term debt of governmental funds.

Capital projects funds account for expenditures on major construction projects or equipment acquisition. The principal sources of revenues are proceeds from certificates of participation issued to finance capital acquisitions, proceeds from the sale of County-owned property, general obligation bond proceeds, full faith and credit bonds, and revenue bonds.

Proprietary funds account for the operations of predominantly self-supporting activities. Proprietary funds are classified as either enterprise or internal service. *Enterprise funds* account for services rendered to the public on a user charge basis. *Internal service funds* account for services rendered to other departments within the County.

Enterprise funds account for services rendered to the public on a user charge basis. The County reports three nonmajor enterprise funds:

Dunthorpe-Riverdale Service District No. 1 Fund accounts for the operations of the sanitary sewer system in southwest-unincorporated Multnomah County.

Mid-Multnomah County Street Lighting Service District No. 14 Fund accounts for the operations of the street lighting system throughout unincorporated Multnomah County.

Behavioral Health Managed Care Fund accounts for all financial activity associated with the State required behavioral health capitated services.

Segment information is provided for the nonmajor enterprise funds in a separate column in the *Statement of Net Position Enterprise Funds* and the *Statement of Revenues, Expenses, and Changes in Net Position Enterprise Funds*.

Internal service funds account for activities and services performed primarily for other organizational units within the County. The County reports six internal service funds: *Risk Management Fund*, *Fleet Management Fund*, *Fleet Asset Replacement Fund*, *Information Technology Fund*, *Mail Distribution Fund*, and *Facilities Management Fund*.

Fiduciary funds are used to account for activities for the benefit of those outside of the government and for certain pension and other postemployment arrangements. Reporting of fiduciary funds is focused on net position and changes in net position.

The fiduciary fund category is comprised of four fund types: three of which are only used to report activities of which assets are the subject of a legal trust or an equivalent agreement, and the fourth, custodial funds, which are not trusted agreements. The trusted fiduciary fund types are pension and other employee benefit trust funds, investment trust funds, and private-purpose trust funds. The County only reports custodial funds within the fiduciary fund type.

MULTNOMAH COUNTY, OREGON
NOTES TO BASIC FINANCIAL STATEMENTS
For the Year Ended June 30, 2023
(dollar amounts expressed in thousands)

Custodial funds account for the resources received and held by the County in a fiduciary capacity for individuals, private organizations or other governments and therefore, are not available to support the County's own programs. Disbursements are made in accordance with the agreement or applicable legislative enactment for each particular fund.

The nature of the activities reported in the custodial funds are:

Client Custodian Funds - accounts for receipts and disbursements for individuals who are not capable of handling their own financial affairs.

Property Tax Funds - accounts for the collection and disbursement of various property tax accounts for governmental entities located in Multnomah County.

Department of County Management Custodial Funds - accounts for the collection and disbursements of various monies held by Multnomah County in a fiduciary capacity.

Multnomah County Sheriff Custodial Funds - accounts for receipts and disbursements for individuals who are incarcerated.

Visitors' Facilities Trust Fund - accounts for collection and disbursement of motor vehicle rental tax and transient lodging tax used for regional visitor facilities.

MSCO Criminal Forfeitures Fund - accounts for cash transactions subject to forfeiture under 1989 Oregon Law, Chapter 791.

As a general rule, the effect of interfund activity has been eliminated from the government-wide financial statements. Exceptions to this general rule are payments-in-lieu of taxes and other charges between the government's sewer and lighting functions and various other functions of the County. Elimination of these charges would distort the direct costs and program revenues reported for the various functions concerned.

Proprietary funds distinguish *operating* revenues and expenses from *non-operating* items. Operating revenues and expenses generally result from providing services and producing and delivering goods in connection with a proprietary fund's principal ongoing operations. The principal operating revenues of the sewer and lighting districts, and of the County's internal service funds are charges to customers for sales and services. The sewer district also recognizes as operating revenue the portion of connection fees intended to recover the cost of connecting new customers to the system. Operating expenses for enterprise funds and internal service funds include the cost of sales and services, administrative expenses, and depreciation on capital assets. All revenues and expenses not meeting this definition are reported as non-operating revenues and expenses.

When both restricted and unrestricted resources are available for use, it is the County's policy to use restricted resources first, then unrestricted resources as needed.

MULTNOMAH COUNTY, OREGON
NOTES TO BASIC FINANCIAL STATEMENTS
For the Year Ended June 30, 2023
(dollar amounts expressed in thousands)

D. Assets, deferred outflows of resources, liabilities, deferred inflows of resources, and net position or fund balances

Cash and investments

The County's cash is comprised of cash on hand, demand deposits, and investments with original maturities of three months or less from the date of acquisition. For purposes of the statement of cash flows, each fund's share of pooled cash is treated as cash.

State statutes authorize the County to invest in obligations of the U.S. Treasury, commercial paper, corporate bonds, municipal bonds, banker's acceptances, repurchase agreements, and the State Treasurer's Local Government Investment Pool (LGIP). Investments for the County, as well as for its component units, are reported at fair value. The fair value of the County's position in the pool is the same as the value of the pool shares. The LGIP operates in accordance with appropriate state laws and regulations.

The County reports cash with fiscal agent, cash, and investments with special restrictions such as restricted bond proceeds or restrictions imposed by grantors or regulations from other governments as restricted cash and investments.

Accounts receivables

The activities between funds for which there are balances owing at year end for transactions occurring for which reimbursement has not yet been completed are referred to as "due to / from other funds." Any residual balances outstanding between the governmental activities and business-type activities are reported in the government-wide financial statements as "internal balances."

Property tax receivables are deemed substantially collectible or recoverable through foreclosure. Accordingly, no allowance for doubtful tax accounts is deemed necessary. All other receivables are shown net of an allowance for uncollectible accounts.

Property taxes are assessed and become property liens on July 1. Property taxes are assessed in October and tax payments are due November 15 of the same year. Under the partial payment schedule, the first one-third of taxes is due November 15, the second one-third on February 15, and the remaining one-third on May 15. A three percent discount is allowed if full payment is made by November 15 and a two percent discount is allowed if two-thirds payment is made by November 15. Taxes become delinquent if not paid by the due date and interest accrues after each trimester at a rate of one percent per month. Property foreclosure proceedings are initiated four years after the tax due date.

MULTNOMAH COUNTY, OREGON
NOTES TO BASIC FINANCIAL STATEMENTS
For the Year Ended June 30, 2023
(dollar amounts expressed in thousands)

Inventories and prepaid items

Inventories of materials and supplies are reported at cost, and are included in nonspendable classification of fund balances with the exception of vaccine inventories. Inventories of materials and supplies are recorded as expenditures under the consumption method rather than when purchased.

Vaccine inventories are purchased with federal monies, are required to be used for health services and therefore are recorded as "*restricted inventory*" and reported as restricted in net position/fund balance. The County is not eligible for reimbursement of costs until the inventory is properly used. Once used, the funds used to purchase the inventory are eligible for reimbursement; revenue is recorded at that time.

Payments in excess of \$10 to vendors, which reflect costs applicable to future accounting periods, are recorded as prepaid items in both government-wide and fund financial statements. Prepaids are recorded as expenditures under the consumption method rather than when purchased.

Capital assets

Capital assets, which include land, right of ways, construction in progress, works of art, buildings, machinery and equipment, infrastructure assets (e.g., roads, bridges, sidewalks, sewers, street lighting, and similar items), and property improvements, are reported in the applicable governmental or business-type activities columns in the government-wide financial statements.

Capital assets are defined by the County as assets with an initial, individual cost of more than \$5 for equipment and \$100 for infrastructure and internally developed software with an estimated useful life of at least three years. Such assets are recorded at historical cost or estimated historical cost if purchased or constructed. Donated capital assets, donated works of art and similar items, and capital assets received in a service concession arrangement are recorded at acquisition value at the date of donation.

The costs of normal maintenance and repairs that do not add to the value of the asset or materially extend assets lives are not capitalized. Major outlays for capital assets and improvements are capitalized as projects are constructed.

Capital assets are depreciated unless they are inexhaustible in nature, such as land and right of ways. The County, as well as the component units, depreciates property, plant, and equipment using the straight-line method with a half-year convention in the years of acquisition and disposition over the following estimated useful lives:

Asset Class	Useful Life (in years)	Threshold (in dollars)
Software	3 to 10	\$ 100,000
Vehicles and heavy equipment	3 to 10	5,000
Equipment	3 to 20	5,000
Street lighting	30	10,000
Buildings and improvements	40	100,000
Roads and bridges	40	100,000
Sewer systems	50	10,000

MULTNOMAH COUNTY, OREGON
NOTES TO BASIC FINANCIAL STATEMENTS
For the Year Ended June 30, 2023
(dollar amounts expressed in thousands)

Right-of-use leases

Leases are recognized in accordance with GASB Statement No. 87, *Leases*.

A lessor is required to recognize a lease receivable and a deferred inflow of resources. A lease receivable is recognized at the net present value of the lease asset at a borrowing rate either explicitly described in the agreement or implicitly determined by the County, and is reduced by principal payments received. The deferred inflow of resources is recognized in an amount equal to the sum of the lease receivable and any payments relating to a future period which were received prior to the lease commencement. These deferred inflows of resources are amortized equal to the amount of the annual payments.

A lessee is required to recognize a lease payable and an intangible right-of-use lease asset. A lease payable is recognized at the net present value of future lease payments, and is adjusted over time by interest and payments. Future lease payments include fixed payments, variable payments based on index or rate, and reasonably certain residual guarantees. The right-of-use asset is initially recorded at the amount of the lease liability plus prepayments less any lease incentives received prior to lease commencement, and is subsequently amortized over the term of the lease.

In the government-wide, proprietary, and fiduciary fund financial statements, deferred inflows related to leases and any respective right-of-use assets and obligations are reported in the *Statement of Net Position*. In the governmental fund financial statements, the present value of lease payments is reported as *other financing sources*. Under modified accrual accounting, lease payments are considered capital outlay and proceeds of lease contracts, and thereafter are recorded as principal and interest payments. The County follows the capital asset thresholds established for accounting and reporting leases.

The County has chosen not to implement GASB 87 for the budgetary basis of accounting. For both the budgetary basis of accounting and for leases that do not meet the criteria for valuation under GASB 87, the County will report inflows of cash for lessor leases and outflows of cash for lessee leases.

Right-of-use subscription-based information technology arrangements (SBITAs)

SBITAs are recognized in accordance with GASB Statement No. 96, *Subscription-Based Information Technology Arrangements*.

The County is required to recognize a SBITA obligation and an intangible right-of-use SBITA asset at the commencement of the subscription term. A SBITA obligation is recognized at the net present value of future software subscription payments, and is adjusted over time by interest and payments. Future subscription payments include fixed payments, variable payments based on index or rate, and reasonably certain residual guarantees. The right-of-use asset is initially recorded at the amount of the SBITA obligation plus prepayments and any implementation costs less any incentives received prior to the beginning of the software subscription, and is subsequently amortized over the term of the software subscription.

MULTNOMAH COUNTY, OREGON
NOTES TO BASIC FINANCIAL STATEMENTS
For the Year Ended June 30, 2023
(dollar amounts expressed in thousands)

In the government-wide, proprietary, and fiduciary fund financial statements, any respective right-of-use assets and obligations are reported in the *Statement of Net Position*. In the governmental fund financial statements, the present value of software subscription payments are reported as *other financing sources*. Under modified accrual accounting, SBITA payments are considered capital outlay and proceeds of lease contracts, and thereafter are recorded as principal and interest payments. The County follows the capital asset thresholds established for accounting and reporting SBITAs.

The County has chosen not to implement GASB 96 for the budgetary basis of accounting. For both the budgetary basis of accounting and for SBITAs that do not meet the criteria for valuation under GASB 96, the County will report outflows of cash for software subscriptions.

Deferred outflows and inflows of resources

In addition to assets, the *Statement of Net Position* will report a separate section for *deferred outflows of resources*. This separate financial statement element, deferred outflows of resources, represent a consumption of net assets that applies to future periods and so will not be recognized as an outflow of resources (expense/expenditure) until then. The County reports deferred outflows of resources for pension-related and other postemployment benefits; depending on the plan, deferred outflows of resources may include: changes in assumptions, contributions made subsequent to the measurement date, changes in proportionate share, net difference between projected and actual earnings on investments, or the net difference between projected and actual experience.

In addition to liabilities, the *Statement of Net Position* will report a separate section for *deferred inflows of resources*. This separate financial statement element, deferred inflows of resources, represent an acquisition of net assets that applies to future periods and so will not be recognized as an inflow of resources (revenue) until then. The County reports deferred inflows of resources for pension-related and other postemployment benefits; depending on the plan, deferred inflows of resources may include: net difference between projected and actual earnings on investments, changes in proportionate share, and net differences between employer contributions and proportionate share of contributions. The County also reports deferred inflows of resources for resources received before time requirements are met and for the unamortized gain related to debt refunding. Lastly, the County reports deferred inflows of resources for leases where the County is the lessor and recognizes the present value of lease payments to be received in the future. In the governmental fund financial statements, deferred inflows of resources also include revenues that are measurable but not available.

Unearned revenues

Unearned revenues will be recognized as revenue in the fiscal year earned in accordance with the accrual basis of accounting. Revenue is considered earned when measurable and all eligibility criteria are met.

MULTNOMAH COUNTY, OREGON
NOTES TO BASIC FINANCIAL STATEMENTS
For the Year Ended June 30, 2023
(dollar amounts expressed in thousands)

Compensated absences

It is the County's policy to permit employees to accumulate earned but unused vacation, compensatory and sick leave benefits. No liability has been recorded for unpaid accumulated sick leave since the County does not have a policy to pay any amounts when employees separate from service with the County. All vacation pay and compensatory time is accrued as a long-term liability when incurred in the government-wide statements and proprietary funds statements. A short-term liability is reported in governmental funds only if they have matured, for example, because of employee resignations and retirements at June 30. Employees can accumulate up to two years of vacation pay before losing any benefit. When employees separate from service and receive payment for accumulated leave benefits, liabilities for compensated absences are liquidated. All compensated absences are paid by the individual funds as they become due.

Pollution remediation obligations

When the County determines a pollution remediation obligation exists and management is able to make a reasonable and supportable estimation of expected outlays, a liability is recorded.

In the County's government-wide and proprietary fund financial statements, pollution remediation costs would be reported in the *Statement of Revenues, Expenses, and Changes in Net Position* as a program or operating expense (or as revenues for recoveries received after all remediation activities have been completed), special item or extraordinary item.

In the County's governmental fund financial statements, expenditures and liabilities are recognized upon receipt of goods and services. Estimated recoveries from insurers and other responsible parties reduce any associated pollution remediation expenditures when the recoveries are measurable and available.

Long-term obligations

In the government-wide financial statements and for proprietary fund types in the fund financial statements, long-term debt and other long-term obligations are reported as liabilities in the applicable governmental activities, business-type activities, or proprietary fund type. When incurred, bond premiums and discounts are deferred and amortized over the life of the bonds using a method that approximates the effective interest method. Bonds payable are reported net of the applicable bond premium or discount.

In the fund financial statements, governmental fund types recognize bond premiums and discounts during the current period. The face amount of debt issued is reported as other financing sources. Premiums received on debt issuances are reported as other financing sources while discounts on debt issuances are reported as other financing uses. Issuance costs, whether or not withheld from the actual debt proceeds received, are reported as debt service expenditures when incurred.

MULTNOMAH COUNTY, OREGON
NOTES TO BASIC FINANCIAL STATEMENTS
For the Year Ended June 30, 2023
(dollar amounts expressed in thousands)

Other postemployment benefits (OPEB)

The total OPEB asset / liability is recognized as a long-term asset / liability in the *Statement of Net Position*. Total OPEB liability will be liquidated by the fund in which an employee is paid.

Multnomah County Postretirement Medical and Life Insurance Plan - For purposes of measuring the total OPEB liability, deferred outflows and inflows of resources for OPEB, and OPEB expense, the County has relied on actuarial reports. County employees who are eligible to initiate a pension through OPERS at the time of separation from County employment may be eligible for a premium subsidy from the County. This liability is funded via internal service charges from the Risk Management internal service fund to all governmental funds that support personnel costs, via a rate charged to subject salary costs.

State of Oregon Public Employees Retirement System - Retirement Health Insurance Account (OPERS-RHIA) - For purposes of measuring the net OPEB asset, deferred outflows and inflows of resources for OPERS RHIA, and OPEB expense/income, information about the fiduciary net position of the State of Oregon Public Employees Retirement System (OPERS) and additions to and deductions from OPERS fiduciary net position have been determined on the same basis as reported by OPERS. For this purpose, OPERS recognized benefit payments when due and payable in accordance with benefit terms. Investments are reported at fair value.

Pensions

For purposes of measuring the net pension liability, deferred outflows of resources and deferred inflows of resources related to pensions, and pension expense, information about fiduciary net position of the Oregon Public Employees Retirement System (OPERS) and additions to/deductions from OPERS's fiduciary net position are determined on the same basis as reported by OPERS. For this purpose, benefit payments (including refunds of employee contributions) are recognized when due and payable in accordance with the benefit terms. Investments are reported at fair value. Net pension liability will be liquidated by the fund in which an employee is paid.

MULTNOMAH COUNTY, OREGON
NOTES TO BASIC FINANCIAL STATEMENTS
For the Year Ended June 30, 2023
(dollar amounts expressed in thousands)

Fund balances / net position

In the financial statements, assets in excess of liabilities are presented in one of two ways depending on the measurement focus of the statement.

On the *Balance Sheet – Governmental Funds*, assets and deferred outflows of resources in excess of liabilities and deferred inflows of resources are reported as fund balances, which are segregated into separate classifications indicating the extent to which the County is bound to honor constraints on the specific purposes for which those funds can be spent. The County's Finance and Budget Policies state that the County will spend restricted resources first, followed by committed, then assigned, with unassigned resources spent last.

Fund balance is reported as ***Nonspendable*** when the resources cannot be spent because they either are in a nonspendable form, or are legally or contractually required to be maintained intact. Resources in nonspendable form include inventories and prepaid items, except for the vaccine inventory noted above, which is recorded as restricted.

Fund balance is reported as ***Restricted*** when the constraints placed on the use of resources are either: (a) externally imposed by creditors (such as through debt covenants), grantors, contributors, or laws or regulations of other governments; or (b) imposed by law through constitutional provisions or enabling legislation.

Fund balance is reported as ***Committed*** for resources constrained on use for specific purposes, authorized by the Board of County Commissioners (Board), the County's highest level of decision-making authority. This is accomplished through either a County ordinance or board resolution. Constraints over how resources are spent are considered an administrative action, which will generally be decided via Board resolution, while ordinances are used for legislative actions. Resolutions and ordinances are considered equally binding in that either can be repealed with a single vote from the Board. Resources will be committed prior to June 30 and the amount may be determined at a subsequent date.

Resources that are constrained by the County's intent to use them for a specific purpose, but are neither restricted nor committed, are reported as ***Assigned*** fund balance. The Board expresses their intent to use a resource for a specific purpose by including that resource and associated appropriations in the adopted annual budget for funds outside of the General Fund. The Board may assign fund balances to cover a gap between estimated resources and expenditures in the subsequent year's appropriated budget. Assigned fund balances are not reported in the General Fund, as the County has not established a formal policy regarding the assignment of funds.

Unassigned fund balance is the residual classification for the General Fund. This classification represents fund balance that is not otherwise reported as nonspendable, restricted or committed within the General Fund. This classification is also used to report any negative fund balance amounts in other governmental funds.

MULTNOMAH COUNTY, OREGON
NOTES TO BASIC FINANCIAL STATEMENTS
For the Year Ended June 30, 2023
(dollar amounts expressed in thousands)

On the *Statement of Net Position* for government-wide reporting and for the proprietary funds and on the fiduciary funds' *Statement of Fiduciary Net Position*, net position is segregated into three categories: net investment in capital assets, restricted net position, and unrestricted net position.

Net investment in capital assets represents total capital assets net of accumulated depreciation and amortization, net of capital related debt, unspent bond proceeds, and lease liabilities. Deferred outflows of resources and deferred inflows of resources directly related to debt should also be included in this section. Significant unspent deferred inflows of resources should not be included.

Restricted net position represents net position that is not subject solely to the County's own discretion. Restrictions may be placed on net position by an external third party that provided the resources, by laws or regulations of other governments, by enabling legislation, by endowment agreements, or by the nature of the asset. Unspent bond proceeds for capital projects are used in the calculation of restricted net position.

Certain revenues derived from specific taxes or other earmarked revenue sources are considered restricted assets. Such revenues include dedicated property taxes, state gas tax, intergovernmental grants, and charges for services, which are legally restricted to finance particular functions or activities. In addition, proceeds from general obligation bonds, revenue bonds, and full faith and credit bonds are restricted to support the specific purpose for which the debt was issued.

Unrestricted surplus (deficit) net position represent amounts not included in other categories.

Contributions

Contributions of cash, property or equipment received from other governments are credited to contribution revenue and recorded in the government-wide financial statements. The County also receives financial gifts and gifts in-kind from The Library Foundation. These in-kind donations from The Library Foundation are recorded at acquisition value upon receipt, as contribution revenue in the government wide and fund financial statements.

Estimates

The preparation of the financial statements in conformity with accounting principles generally accepted in the United States of America require management to make estimates and assumptions that affect the amounts reported in the financial statements and accompanying notes. Actual results may differ from those estimates.

Reclassifications

Certain amounts from the financial statements of the discretely presented component unit have been reclassified to conform from nonprofit reporting requirements to the presentation requirements of the primary government's financial statements.

MULTNOMAH COUNTY, OREGON
NOTES TO BASIC FINANCIAL STATEMENTS
For the Year Ended June 30, 2023
(dollar amounts expressed in thousands)

Revenue and expenditure naming conventions may differ in presentation from prior year. If so, current year naming conventions have been applied consistently throughout these statements and appropriately reflect the activity presented.

E. Adoption of new accounting pronouncements and standards

During the fiscal year ended June 30, 2023, the County implemented the following Governmental Accounting Standards Board (GASB) pronouncements:

GASB Statement No. 91, *Conduit Debt Obligations*. This statement provides a single method of reporting conduit debt obligations by issuers and eliminates diversity in practice associated with (1) commitments extended by issuers, (2) arrangements associated with conduit debt obligations, and (3) related note disclosures. This statement achieves those objectives by clarifying the existing definitions of a conduit debt obligation; establishing that a conduit debt obligation is not a liability of the issuer; establishing standards for accounting and financial reporting of additional commitments and voluntary commitments extended by issuers and arrangements associated with conduit debt obligations; and improving required note disclosures. GASB Statement No. 91 was implemented by the County for the fiscal year ended June 30, 2023. There is no effect on the County's financial statements as a result of the adoption of this statement.

GASB Statement No. 94, *Public-Private and Public-Public Partnerships and Availability Payment Arrangements*. The requirements of this statement will improve financial reporting by establishing definitions of Public-Private or Public-Public Partnerships (PPPs) and Availability Payment Arrangements (APAs) and providing uniform guidance on accounting and financial reporting for transactions that meet those definitions. This statement requires governments to report assets and liabilities related to PPPs consistently and disclose important information about those PPP transactions. GASB Statement No. 94 was implemented by the County for the fiscal year ended June 30, 2023. There is no effect on the County's financial statements as a result of the adoption of this statement.

GASB Statement No. 96, *Subscription-Based Information Technology Arrangements*. This statement provides guidance on the accounting and financial reporting for subscription-based information technology arrangements (SBITAs) for government end users (governments). This statement (1) defines a SBITA; (2) establishes that a SBITA results in a right-of-use subscription asset, which is an intangible asset, and a corresponding subscription liability; (3) provides the capitalization criteria for outlays other than subscription payments, including implementation costs of a SBITA; and (4) requires note disclosures regarding a SBITA. To the extent relevant, the standards for SBITAs are based on the standards established in Statement No. 87, *Leases*, as amended. GASB Statement No. 96 was implemented by the County for the fiscal year ended June 30, 2023. As a result of the implementation of this pronouncement, the County reported beginning balances of \$18,889 in SBITA right-of-use assets, and \$16,103 in SBITA obligations. There were no adjustments to beginning net position. See *Note III.D. Right-of-use receivables and obligations* and *Note III.F. Capital assets* for additional information.

MULTNOMAH COUNTY, OREGON
NOTES TO BASIC FINANCIAL STATEMENTS
For the Year Ended June 30, 2023
(dollar amounts expressed in thousands)

GASB Statement No. 99, *Omnibus 2022*. This statement was issued April 2022 and addresses issues that were identified during implementation and application of certain GASB statements. The implementation requirements for GASB Statement No. 99 are effective over a three year period.

Paragraphs 26-32 that address a variety of topics including the extension of the use of LIBOR, accounting for Supplemental Nutrition Assistance Program (SNAP) distributions, disclosure of nonmonetary transactions, pledges of future revenues by pledging governments as well as clarification of provisions in Statement No. 34 and terminology updates related to Statements No. 53 and 63, were effective upon issuance and had no material impact on the County.

Paragraphs 11-25, which related to leases and subscription-based information technology arrangements, was effective for the County for the fiscal year ended June 30, 2023. See Note *III.D. Right-of-use receivables and obligations* and Note *III.F. Capital assets*, for additional information.

The remaining paragraphs, 4-10, are effective for the County for the fiscal year ending June 30, 2024. The requirements relate to financial guarantees, derivatives, and public-private partnerships, and is anticipated to have no impact on the County.

F. Future adoption of accounting pronouncements and standards

The following pronouncements have been issued by the Governmental Accounting Standards Board (GASB), but are not effective as of June 30, 2023:

GASB Statement No. 100, *Accounting Changes and Error Corrections-an amendment of GASB Statement No. 62*. This statement was issued June 2022 to enhance accounting and financial reporting requirements for accounting changes and error corrections to provide more understandable, reliable, relevant, consistent, and comparable information for making decisions or assessing accountability. This statement defines *accounting changes* as changes in accounting principles, changes in accounting estimates and changes to or within the financial reporting entity and describes the transactions or other events that constitute those charges. As part of those descriptions, for certain changes in accounting principles and certain changes in accounting estimates that result from a change in measurement methodology, a new principle or methodology should be justified on the basis that it is preferable to the principle or methodology used before the change. That preferability should be based on the qualitative characteristics of financial reporting--understandability, reliability, relevance, timeliness, consistency, and comparability. This statement also addresses corrections of errors in previously issued financial statements. GASB Statement No. 100 will be effective for the County for the fiscal year ending June 30, 2024.

MULTNOMAH COUNTY, OREGON
NOTES TO BASIC FINANCIAL STATEMENTS
For the Year Ended June 30, 2023
(dollar amounts expressed in thousands)

GASB Statement No. 101, Compensated Absences. This statement was issued June 2022 to better meet the information needs of financial statement users by updating the recognition and measurement guidance for compensated absences. That objective is achieved by aligning the recognition and measurement guidance under a unified model and by amending certain previously required disclosures. This statement requires that liabilities for compensated absences be recognized for (1) leave that has not been used, and (2) leave that has been used but not paid in cash or settled through noncash means. Other requirements include that a liability for certain types of compensated absences not be recognized until the leave commences, and that a liability for specific types of compensated absences not be recognized until the leave is used. GASB Statement No. 101 will be effective for the County in the fiscal year ending June 30, 2024.

Multnomah County will implement new GASB pronouncements no later than the required effective date. The County is currently evaluating whether or not the above listed new GASB pronouncements will have a significant impact to the County's financial statements.

MULTNOMAH COUNTY, OREGON
NOTES TO BASIC FINANCIAL STATEMENTS
For the Year Ended June 30, 2023
(dollar amounts expressed in thousands)

Note II. Stewardship, compliance, and accountability

A. Budgetary information

Except for certain fiduciary funds, state law requires the County to budget all funds, and further requires that total resources in each fund equal total expenditures for that fund. All annual appropriations lapse at the end of a fiscal year. Any differences from the budgetary basis to the modified accrual basis for governmental funds, and any differences from the budgetary basis to the full accrual basis for proprietary funds are reconciled on the budget to actual statement.

During the month of February each year, all agencies of the County submit requests for appropriations to the County Chair so that a budget may be prepared. The proposed budget is presented to the County Board of Commissioners (Board) for approval no later than May 15. The Board holds public hearings and a final budget must be prepared and adopted no later than June 30.

The adopted budget is prepared by fund and department levels. County department managers may make transfers of appropriations within a department and fund. Transfers and changes (increases) of appropriations between departments or funds require approval of the Board prior to the related expenditures.

The legal level of budgetary control, (i.e., the level at which expenditures may not legally exceed appropriations) is the fund and department level. Current expenditures are reported by department in the *Schedules of Revenues, Expenditures, and Changes in Fund Balances - Budget and Actual* and include personnel services, contractual services, internal services, materials and supplies, and capital outlay. The legal level of budgetary control for departments includes current expenditures and other financing uses.

Multnomah County budget documents are available at: <https://multco.us/budget>

B. Expenditures in excess of appropriations

Oregon state law and generally accepted accounting principles (GAAP) require a supplemental budget to increase appropriations when unexpected additional resources become available. A supplemental budget is also required to transfer appropriations from a fund's operating contingency during the fiscal year. The supplemental budget process requires a public hearing, advance notice by newspaper publication, and approval by the Board of County Commissioners (the Board). The Board approved five supplemental budgets and several other budgetary appropriation modifications throughout the year. Oregon state law requires disclosure of fund expenditures in excess of budgeted appropriations. For the year ended June 30, 2023 there was one fund, the Facilities Management Fund, that had expenditures in excess of appropriations of \$1,372 for the Department of County Assets. Though the Hansen Building Replacement Fund reports \$44 in expenditures in excess of appropriates, the positive variance of \$45 in transfers out offset this, which kept the Department of County Management in compliance.

MULTNOMAH COUNTY, OREGON
NOTES TO BASIC FINANCIAL STATEMENTS
For the Year Ended June 30, 2023
(dollar amounts expressed in thousands)

C. Deficit net position

Oregon state law and generally accepted accounting principles (GAAP) require fund disclosure of deficit fund balances/net position. At June 30, 2023, the following Funds reported deficit net positions, in the amounts shown, in the *Combining Statement of Net Position - Internal Service Funds*, and the *Combining Statement of Revenues, Expenses, and Changes in Net Position - Internal Service Funds*.

<u>Funds with Deficit Net Position</u>	<u>Deficit Net Position</u>
Internal Service Funds:	
Information Technology	\$ 9,799
Mail Distribution	392
Facilities Management	5,235

The Internal Service Funds are managed on a modified cash basis of accounting before considering the effects of accrual entries. Management, with Board approval, budgets for a targeted ending fund balance that is positive as reported in the appropriate *Schedule of Revenues, Expenditures, and Changes in Fund Balances - Budget and Actual* for the funds shown. Long-term activity is not budgeted on an annual basis. The deficit net position in the Internal Service Funds are primarily attributed to the full accrual entries for:

- Total OPEB liability (see *Note IV.C. Postemployment benefits other than pensions*)
- Net pension liability (see *Note IV.D. Employee retirement systems, pension plans and deferred compensation*)
- Leases and subscription-based information technology arrangements (see *Note III.D. Right-of-use receivables and obligations.*)

MULTNOMAH COUNTY, OREGON
NOTES TO BASIC FINANCIAL STATEMENTS
For the Year Ended June 30, 2023
(dollar amounts expressed in thousands)

Note III. Detailed notes

A. Cash and investments

Multnomah County pools virtually all funds for investment purposes. All appropriate funds are allocated interest based on the average daily cash balance of the fund and the average monthly yield of the County's investment portfolio. Each fund's portion of this pool is displayed as "Cash and Investments."

Cash and investments for Multnomah County are reported in governmental and custodial activities. The balances at June 30, 2023 are:

	Primary Government	Fiduciary Activities	Total Government
Cash on hand	\$ 23	\$ -	\$ 23
Deposits with financial institutions	241,354	-	241,354
Investments	1,349,696	60,848	1,410,544
Total cash and investments	<u>\$ 1,591,073</u>	<u>\$ 60,848</u>	<u>\$ 1,651,921</u>

The County's unrestricted and restricted cash and investments are reported in governmental, business-type, and fiduciary activities:

	Unrestricted	Restricted	Total
Governmental activities	\$ 458,426	\$ 1,063,687	\$ 1,522,113
Business-type activities	68,960	-	68,960
Fiduciary activities	-	60,848	60,848
Total cash and investments	<u>\$ 527,386</u>	<u>\$ 1,124,535</u>	<u>\$ 1,651,921</u>

Deposit risk

Policies

Oregon Revised Statutes (ORS), Chapter 295 governs that the Office of the State Treasurer (OST) be given responsibility for overseeing collateralization of public funds held by depositories, banks and credit unions in Oregon. The Public Funds Collateralization Program (PFCP) requires well-capitalized depositories to pledge securities with a fair value of at least 10 percent of their uninsured public deposits. The OST may require up to 110 percent be pledged for those banks that are poorly capitalized.

A list of depositories that may accept public deposits over the insurance limits can be found at: <https://www.oregon.gov/treasury/public-financial-services/public-depository-information/pages/list-of-qualified-depositories.aspx>

Funds deposited with fiscal agents for the purpose of meeting the payment of principal or interest on bonds or like obligations are not required to be collateralized per ORS 295.005.

MULTNOMAH COUNTY, OREGON
NOTES TO BASIC FINANCIAL STATEMENTS
For the Year Ended June 30, 2023
(dollar amounts expressed in thousands)

Custodial risk

At June 30, 2023, the carrying amount of the County's deposits was \$241,354. Of this balance, \$2,965 was covered by depository insurance, Federal Deposit Insurance Corporation (FDIC) or National Credit Union Administration (NCUA), and \$245,126 was collateralized by the PFCP. The remaining carrying amounts of \$23 and (\$6,737) represent, respectively, petty cash accounts that were uninsured and uncollateralized, and transactions in transit. The County does not have a policy related to custodial risk over cash.

Insured Deposits by Depository	Cash Balance	Credit Risk
Certificates of deposit (various)	\$ 1,715	Depository insurance FDIC/NCUA
Bank of America	250	Depository insurance FDIC/NCUA
JPMorgan	250	Depository insurance FDIC/NCUA
Umpqua	250	Depository insurance FDIC/NCUA
Washington Federal - money market (MM)	250	Depository insurance FDIC/NCUA
U.S. Bank	250	Depository insurance FDIC/NCUA
Total insured deposits	2,965	
<u>Uninsured Deposits by Depository</u>		
Washington Federal - MM	129,585	Collateralized by PFCP, held by FHLB
U. S. Bank	77,895	Collateralized by PFCP, held by FHLB
Umpqua	26,367	Collateralized by PFCP, held by FHLB
JPMorgan	4,750	Collateralized by PFCP, held by FHLB
Bank of America	4,511	Collateralized by PFCP, held by FHLB
People's Bank of Commerce	2,018	Collateralized by PFCP, held by FHLB
Subtotal collateralized by PFCP	245,126	
Transactions in transit	(6,737)	Collateralized by PFCP, held by FHLB
Total uninsured deposits	238,389	
Total deposits with financial institutions	241,354	
Petty cash on hand	23	Uncollateralized
Total cash and cash with financial institutions	\$ 241,377	

MULTNOMAH COUNTY, OREGON
NOTES TO BASIC FINANCIAL STATEMENTS
For the Year Ended June 30, 2023
(dollar amounts expressed in thousands)

Investment risk

Policies

ORS 294 authorizes the County to invest in obligations of the U.S. Treasury, U.S. Government Agencies and instrumentalities, bankers' acceptances guaranteed by a qualified financial institution, commercial paper, corporate bonds, repurchase agreements, State of Oregon Local Government Investment Pool (LGIP), and various interest-bearing bonds of Oregon and other municipalities.

The County's investments are governed by a written investment policy that is reviewed annually by the Multnomah County Investment Advisory Board, and is adopted annually by the Board of County Commissioners. The policy specifies the County's investment objectives, benchmarks, required diversification by security type and by maturity, investment restrictions, and the reporting requirements. A copy of the current policy is located at <http://multco.us/finance/investments>.

The County is authorized to invest in the LGIP, an open-ended, no-load diversified portfolio. The LGIP is commingled with other state funds in the Oregon Short-Term Fund (OSTF). These investments are governed by a written investment policy that is reviewed annually by the, Governor appointed, OSTF Board. The OSTF is not managed as a stable net asset value fund; therefore, preservation of principal is not assured. The OSTF financial statements and its portfolio rules can be obtained at www.ost.state.or.us. The LGIP is not rated by any national rating service.

Custodial risk

The County's investment policy requires that a third party be used for safekeeping of investment instruments. Investment securities purchased or sold pursuant to the County's investment policy are delivered via payment by book entry or physical delivery to a third party custodian. The investments are held in the County's name and therefore do not have custodial risk.

Credit risk

The County's investment policy seeks to minimize credit risk by establishing limits on the level of investments with financial institutions, municipalities, and issuers of corporate bonds and commercial paper. It stresses a fairly short maturity with highly rated securities.

MULTNOMAH COUNTY, OREGON
NOTES TO BASIC FINANCIAL STATEMENTS
For the Year Ended June 30, 2023
(dollar amounts expressed in thousands)

Concentration of credit risk

Policies

In addition to limiting its exposure to losses due to asset concentration, the County's investment policy and ORS limit asset concentration as follows:

1. Corporate indebtedness must be rated on the settlement date, A-1, AA- or better by Standard & Poor's Corporation, or P-1 or Aa3 or better by Moody's Investors Service or the equivalent rating by any nationally recognized statistical rating organization.
2. Notwithstanding item one, corporate indebtedness must be rated A-2 or A or better by Standard & Poor's or P-2 or A by Moody's, or the equivalent rating by any nationally recognized statistical rating organization when issued by a business enterprise that has its headquarters in Oregon, employs more than 50 percent of its permanent workforce in Oregon, or has more than 50 percent of its tangible assets in Oregon.
3. Purchase of commercial paper and other corporate debt not insured by an agency of the U.S. Government up to 35 percent of the total investment portfolio is allowed.
4. U.S. Government agencies may be owned without limit.
5. Investments guaranteed by an agency of the U.S. Government (e.g., the U.S. Treasury or the FDIC) may be owned without limit.
6. Lawfully issued debt obligations of the agencies and instrumentalities of the State of Oregon and its political subdivisions that have a long-term debt rating of A or an equivalent rating or better or are rated on the settlement date in the highest category for short-term municipal debt by a nationally recognized statistical rating organization [ORS 294.035 (2)]. Also, lawfully issued debt obligations of the States of California, Idaho, Washington, and their political subdivisions if such obligations have a long-term rating of AA- or better or are rated on the settlement date in the highest category for short-term municipal debt by a nationally recognized statistical rating organization [ORS 294.035 (3)]. For these latter obligations, they are allowable subject to ORS 294.040.

MULTNOMAH COUNTY, OREGON
NOTES TO BASIC FINANCIAL STATEMENTS
For the Year Ended June 30, 2023
(dollar amounts expressed in thousands)

Additionally, to limit its exposure to asset concentration risk, the County restricts the total investment that can be made in the corporate indebtedness of a single corporate entity and its affiliates and subsidiaries to 5 percent of the total investment portfolio.

Investment Type / Issuer	Issuer Holding Greater than Five Percent		
	Fair Value	Percent of Total Portfolio	Policy Limit
Federal Farm Credit Bank	\$ 171,309	10.4%	40%
Federal Home Loan Bank	164,918	10.0%	40%

The County maintains cash with fiscal agent accounts to set aside for debt service requirements per the trustees and bond indentures. As of June 30, 2023, the County had the following investments and maturities with a portfolio weighted average maturity of 17.94 months, and a net portfolio yield of 2.27 percent (this table includes fiduciary activities).

Investment Type	Book Value	Fair Value	Risk Concentration	Weighted Average Maturity
U.S. Treasuries	\$ 601,507	\$ 572,988	40.6%	7.63
U.S. Agencies	470,566	462,578	32.8%	5.67
Corporate debt	312,368	303,110	21.5%	4.13
LGIP	41,627	41,627	3.0%	-
Municipal debt	31,470	30,241	2.1%	0.51
Total cash and investments	\$ 1,457,538	\$ 1,410,544	100.0%	17.94

Interest rate risk

Policies

As a means of limiting its exposure to fair value losses resulting from rising interest rates, the County's investment policy limits maturities as follows:

<u>Maturity</u>	<u>Cumulative Constraint</u>
Less than 90 days	10%
Less than 1 year	35%
Less than 5.25 years	100%

The County's investment policy limits the weighted average maturity of the total portfolio to 2.5 years.

If the goals of maturity limits are exceeded by 5 percent or more for ten successive business days, prompt notification to the County's Chief Financial Officer and the County's Investment Advisory Board is required.

MULTNOMAH COUNTY, OREGON
NOTES TO BASIC FINANCIAL STATEMENTS
For the Year Ended June 30, 2023
(dollar amounts expressed in thousands)

At June 30, 2023, the County had the following interest rate and concentration risk. Credit ratings are noted by Moody's and Standard & Poor's respectively:

Investment Type	Fair Value	Rating	Days to Maturity		
			0-90	91-365	366-1825
U.S. Treasuries	\$ 572,988	Aaa/AA+	\$ 24,795	\$ 173,849	\$ 374,344
U.S. Agencies	462,578	Aaa/AA+	139,282	48,504	274,792
LGIP	41,627	AA*	41,627	-	-
Corporate debt	53,356	Aaa/AAA	-	32,598	20,758
	49,833	P-1/A-1	49,833	-	-
	40,030	A1/A/AA-	-	2,417	37,613
	34,750	A1/A-/AA-	-	15,766	18,984
	28,543	Aaa/AA+	-	-	28,543
	24,983	P-1/A-1+	24,983	-	-
	21,266	Aa1/AA+	-	4,919	16,347
	19,334	Aa3/AA-	-	-	19,334
	18,925	A1/AA	18,925	-	-
	12,090	None/AAA	7,496	-	4,594
Municipal debt	8,665	Aa1/AAA	-	2,111	6,554
	8,867	Aa2/AA	-	-	8,867
	6,847	Aaa/AA+	6,847	-	-
	5,863	Aaa/None	-	-	5,863
Total	<u>\$ 1,410,544</u>		<u>\$ 313,788</u>	<u>\$ 280,164</u>	<u>\$ 816,592</u>
Percentage			22.2%	19.9%	57.9%

*This represents the composite weighted average rating of the investments held by the LGIP.

MULTNOMAH COUNTY, OREGON
NOTES TO BASIC FINANCIAL STATEMENTS
For the Year Ended June 30, 2023
(dollar amounts expressed in thousands)

Fair value measurement

Fair value is defined as the price that would be received to sell an asset or paid to transfer a liability between market participants at the measurement date (exit price). Observable inputs reflect market participants' assumptions in pricing the asset or liability and are developed based on market data obtained from sources independent of the reporting entity. Unobservable inputs are developed based on the best information available about the assumptions market participants would use in pricing the asset or liability.

Multnomah County's investment custodial bank utilizes Interactive Data Pricing and Reference for daily security pricing on the following asset types: U.S. Treasuries, U.S. Federal agencies, U.S. Corporate debt, and Municipal debt.

Various inputs are used in determining the fair value of investments. These inputs are categorized into a fair value hierarchy. The fair value hierarchy prioritizes the inputs to valuation techniques used to measure fair value into three levels. The categorization is based on pricing transparency of the investments, and not an indication of the risks associated with investing in the security.

Level 1 – quoted prices (unadjusted) in active markets for identical assets at the measurement date.

Level 2 – quoted prices for similar assets in active or inactive markets, or inputs derived from observable (directly or indirectly) market data.

Level 3 – valuations derived from valuation techniques in which significant inputs are unobservable.

Investment Type	Totals as of June 30, 2023	Fair Value Measurements Using			Not Measured at
		Quoted Price in Active Markets for Identical <u>Assets</u> Level 1	Significant Other Observable <u>Inputs</u> Level 2	Significant Unobservable <u>Inputs</u> Level 3	Fair Value
U.S. Treasuries	\$ 572,988	\$ 572,988	\$ -	\$ -	\$ -
U.S. Agencies	462,578	462,578	-	-	-
Corporate debt	303,110	-	303,110	-	-
LGIP	41,627	-	-	-	41,627
Municipal debt	30,241	-	30,241	-	-
Total	\$ 1,410,544	\$ 1,035,566	\$ 333,351	\$ -	\$ 41,627

* Amortized cost approximates fair value for the LGIP investment.

U.S. Treasuries and U.S. Agencies are valued using quoted prices for identical assets in the active market. Corporate and municipal securities are valued using observable market data for comparable instruments. Balances held in the LGIP accounts are valued at amortized cost, the amount required to replace the asset. Demand deposits and other cash and equivalent accounts are reported at bank balance as of June 30, 2023.

MULTNOMAH COUNTY, OREGON
NOTES TO BASIC FINANCIAL STATEMENTS
For the Year Ended June 30, 2023
(dollar amounts expressed in thousands)

B. Receivables

Receivables as of June 30, 2023, are as follows:

	Governmental Funds							Governmental- Activities
	General Fund	Federal / State Program Special Revenue Fund	Coronavirus (COVID-19) Response Special Revenue Fund	Preschool For All Program Special Revenue Fund	Library Capital Construction Capital Project Fund	Non- major Funds	Internal Service Funds	
Receivables:								
Taxes:								
Property	\$ 9,537	\$ -	\$ -	\$ -	\$ -	\$ 3,716	\$ -	\$ 13,253
Other	21,337	-	-	15,940	-	22,630	-	59,907
Accounts	2,893	62,543	24,280	-	2,134	19,287	637	111,774
Leases	-	-	-	-	-	-	1,244	1,244
Loans	-	-	-	-	-	-	-	883
Interest	6,011	-	-	-	-	-	-	6,011
Total receivables	39,778	62,543	24,280	15,940	2,134	45,633	1,881	193,072
Allowance for doubtful accounts	(250)	-	-	-	-	-	-	(250)
Receivables, net	<u>\$ 39,528</u>	<u>\$ 62,543</u>	<u>\$ 24,280</u>	<u>\$ 15,940</u>	<u>\$ 2,134</u>	<u>\$ 45,633</u>	<u>\$ 1,881</u>	<u>\$ 192,822</u>
Not scheduled for collection during the subsequent year:								
Leases	\$ -	\$ -	\$ -	\$ -	\$ -	\$ -	\$ 1,173	\$ 1,173
Loans	313	570	-	-	-	-	-	883
Total	<u>\$ 313</u>	<u>\$ 570</u>	<u>\$ -</u>	<u>\$ -</u>	<u>\$ -</u>	<u>\$ -</u>	<u>\$ 1,173</u>	<u>\$ 2,056</u>

	Enterprise Funds		
	Health Department (FQHC)	Non- major Funds	Business- type Activities
Receivables:			
Accounts	\$ 21,353	\$ 1	\$ 21,354
Special assessments	-	48	48
Total receivables	21,353	49	21,402
Allowance for doubtful accounts	(2,198)	(4)	(2,202)
Receivables, net	<u>\$ 19,155</u>	<u>\$ 45</u>	<u>\$ 19,200</u>

Total uncollectible amounts related to revenues are all for prior periods.

MULTNOMAH COUNTY, OREGON
NOTES TO BASIC FINANCIAL STATEMENTS
For the Year Ended June 30, 2023
(dollar amounts expressed in thousands)

C. Unearned revenue and deferred inflows of resources

The County recognizes revenues when earned. Amounts received in advance of the period in which services are performed are recorded as a liability, “unearned revenue.” The various components of unearned revenue reported in the governmental and business-type activities at June 30, 2023 are as follows:

	Governmental Balance Sheet					Government-wide Statement of Net Position
	General Fund	Federal/ State Program Fund	Coronavirus (COVID-19) Response Fund	Nonmajor Governmental Funds	Internal Service Funds	Total / Governmental Activities
<u>Unearned Revenue</u>						
Grant draws prior to meeting all eligibility requirements	\$ -	\$ 60,236	\$ 43,501	\$ 10	\$ -	\$ 103,747
Leases	-	-	-	-	1,244	1,244
Tax title land sales inventory	279	-	-	-	-	279
State vaccine inventory	-	719	-	-	-	719
Miscellaneous	200	-	-	-	-	200
Total unearned revenue	<u>\$ 479</u>	<u>\$ 60,955</u>	<u>\$ 43,501</u>	<u>\$ 10</u>	<u>\$ 1,244</u>	<u>\$ 106,189</u>

	Government-wide Statement of Net Position
	Total Business-type Activities
	Health Department FQHC Fund
<u>Unearned Revenue</u>	
Grant draws prior to meeting all eligibility requirements	<u>\$ 3,035</u>

Governmental statements report deferred inflows of resources in connection with receivables for revenues that are not considered to be available within 60 days of year end to liquidate current liabilities. Proprietary and government-wide statements report deferred inflows and outflows of resources in connection with pension, other post-employment benefits (OPEB) activity, and leases.

For details regarding deferred outflows and inflows of resources related to leases, unamortized debt, OPEB, and pensions, see *Note III.D. Right-of-use receivables and obligations*, *Note III.G. Long-term debt*, *Note IV.C. Postemployment benefits other than pensions*, and *Note IV.D. Employee retirement systems, pension plans and deferred compensation plan*.

MULTNOMAH COUNTY, OREGON
NOTES TO BASIC FINANCIAL STATEMENTS
For the Year Ended June 30, 2023
(dollar amounts expressed in thousands)

D. Right-of-use receivables and obligations

Lessor lease receivables

As the lessor, the County leases County-owned properties such as buildings. The related receivables are presented in the *Statement of Net Position* for the amounts equal to the present value of lease payments expected to be received during the lease term. All lessor leases are reported in governmental activities. The total amount of lease revenue recognized in the current year was \$260, and interest revenue of \$39 for a total of \$299. The total amount of deferred inflows reported for lessor leases for the fiscal year ended June 30, 2023 is \$1,244.

The County has a variety of variable payment clauses, within its lease arrangements, which include payments dependent on indexes and rates (such as the Consumer Price Index and market interest rates) which are included in the measurement of the lease receivables. Variable payments related to lease agreements that are qualified as leases under GASB Statement No. 87 such as common area maintenance, late fees, operating expenses, property taxes, rent credits and utilities are not included in the measurement of the lease receivable. The County did not incur revenue related to residual value guarantees or lease termination penalties. It also does not currently have agreements that include sale-leaseback and lease-leaseback transactions.

The County has entered into three lease agreements as the lessor, that qualify both within the County capitalization threshold and under GASB Statement No. 87. These leases are for buildings, with periods covering various ranges and the latest expiring on January 31, 2034. Interest rates range from 2.05 to 2.84 percent. Annual payments for the current year range from \$42 to \$167.

Lease receivables for the year ended June 30, 2023 are as follows:

<u>Governmental Activities</u>	<u>Beginning Balance</u>	<u>Additions</u>	<u>Reductions</u>	<u>Ending Balance</u>
Buildings	<u>\$ 1,395</u>	<u>\$ 183</u>	<u>\$ 334</u>	<u>\$ 1,244</u>

MULTNOMAH COUNTY, OREGON
NOTES TO BASIC FINANCIAL STATEMENTS
For the Year Ended June 30, 2023
(dollar amounts expressed in thousands)

Future annual lease receivables as of June 30, 2023 are as follows:

Fiscal Year Ending June 30,	Governmental Activities	
	Principal	Interest
2024	\$ 71	\$ 34
2025	82	32
2026	90	30
2027	98	27
2028	107	24
2029-3033	696	69
2034-2038	100	1
Total	\$ 1,244	\$ 217

Right-of-use obligations

Lessee - Accrued Lease Obligations

A lease is defined as a contractual agreement that conveys control of the right to use another entity's nonfinancial asset, for a minimum contractual period of greater than one year, in an exchange-like transaction. The County leases a significant amount of non-financial assets such as land and buildings. The related obligations are presented in the amounts equal to the present value of lease payments, payable during the remaining lease term. As a lessee, a lease liability and the associated lease asset are recognized. All lessee leases are reported in governmental activities. The total amount of lease expense recognized in the current year was \$11,961 and interest expense of \$1,217 for a total of \$13,178.

The County has a variety of variable payment clauses, within its lease arrangements, which include payments dependent on indexes and rates (such as the Consumer Price Index and market interest rates). Components of variable payments that are fixed in substance, are included in the measurement of the lease liability presented in the table below. Variable payments related to lease agreements that are qualified as leases under GASB Statement No. 87, and are not fixed, are excluded from the measurement of the lease liability. The County did not incur expenses related to its leasing activities related to residual value guarantees or losses due to impairment. The County did incur lease termination penalties of \$466 during the year ended June 30, 2023. As a lessee there are currently no agreements that include sale-leaseback and lease-leaseback transactions.

The County has entered into 28 lease agreements as the lessee, that qualify both within the County capitalization threshold and under GASB Statement No. 87. These leases are for buildings, with periods covering various ranges and the latest expiring on June 14, 2111. Interest rates range from 2.05 to 3.18 percent. Annual payments for the current year range from \$3 to \$3,049.

MULTNOMAH COUNTY, OREGON
NOTES TO BASIC FINANCIAL STATEMENTS
For the Year Ended June 30, 2023
(dollar amounts expressed in thousands)

Lease obligations currently outstanding as of June 30, 2023 are as follows:

Governmental Activities	Beginning Balance	Additions	Reductions	Ending Balance
Buildings	\$ 50,233	\$ 4,147	\$ 11,961	\$ 42,419

Future annual lease commitments as of June 30, 2023 are as follows:

Fiscal Year Ending June 30,	Governmental Activities	
	Principal	Interest
2024	\$ 8,352	\$ 986
2025	7,411	786
2026	6,811	603
2027	5,902	441
2028	5,235	300
2029-2033	6,118	608
2034-2038	999	300
2039-2043	790	150
2044-2048	6	114
2049-2053	11	112
2054-2058	17	111
2059-2063	23	108
2064-2068	31	104
2069-2073	40	99
2074-2078	51	93
2079-2083	63	85
2084-2088	77	75
2089-2093	93	64
2094-2098	112	49
2099-2103	134	32
2104-2108	130	11
2109-2111	13	1
Total	\$ 42,419	\$ 5,232

MULTNOMAH COUNTY, OREGON
NOTES TO BASIC FINANCIAL STATEMENTS
For the Year Ended June 30, 2023
(dollar amounts expressed in thousands)

Subscription-Based Information Technology Arrangements (SBITAs)

The County has entered into subscription-based information technology arrangements (SBITAs) as defined by GASB Statement No. 96. SBITAs involve agreements with vendors that provide access to one or more IT applications or services for a fee, typically on a subscription basis. With the implementation of GASB Statement No. 96 SBITAs, effective for the fiscal year ended June 30, 2023, all existing and newly acquired SBITAs during the fiscal year were analyzed and classified as either qualified or non-qualified SBITAs. With this implementation an obligation was recognized as well as an asset. (SBITA assets are covered in *Note III.F. Capital assets*)

The County has entered into 13 subscription-based information technology arrangements, that qualify both within the County capitalization threshold and under GASB Statement No. 96. The liability related to these contracts was initially recognized on July, 1 2022 with the adoption of GASB Statement No. 96. These software subscription contracts vary in length with the longest expiring June 30, 2029. Interest rates range from 1.65 to 3 percent. Annual payments for the current year range from \$36 to \$847.

SBITA obligations currently outstanding as of June 30, 2023 are as follows:

Governmental Activities	Beginning Balance	Additions	Reductions	Ending Balance
SBITAs	\$ 16,103	\$ 2,481	\$ 1,750	\$ 16,834

Future annual SBITA commitments as of June 30, 2023 are as follows:

Fiscal Year Ending June 30,	Governmental Activities	
	Principal	Interest
2024	\$ 4,791	\$ 388
2025	3,686	288
2026	2,215	204
2027	1,954	151
2028	2,037	103
2029	2,151	53
Total	\$ 16,834	\$ 1,187

MULTNOMAH COUNTY, OREGON
NOTES TO BASIC FINANCIAL STATEMENTS
For the Year Ended June 30, 2023
(dollar amounts expressed in thousands)

Changes in right-of-use obligations

Right-of-use obligations activity for the year ended June 30, 2023 was as follows:

<u>Governmental Activities</u>	<u>Beginning Balance</u>	<u>Additions</u>	<u>Adjustments & Reductions</u>	<u>Ending Balance</u>	<u>Due Within One Year</u>
Leases - Buildings	\$ 50,233	\$ 4,147	\$ 11,961	\$ 42,419	\$ 8,352
SBITAs	16,103	2,481	1,750	16,834	4,791
Total right-of-use obligations	<u>\$ 66,336</u>	<u>\$ 6,628</u>	<u>\$ 13,711</u>	<u>\$ 59,253</u>	<u>\$ 13,143</u>

MULTNOMAH COUNTY, OREGON
NOTES TO BASIC FINANCIAL STATEMENTS
For the Year Ended June 30, 2023
(dollar amounts expressed in thousands)

E. Interfund receivables, payables, and transfers

Due from / Due to other funds

The County records "due from" and "due to" transactions in order that individual funds will be able to meet cash flow needs at year end and prevent a fund from reporting a negative cash balance. The amount payable to the General Fund from the Federal/State Program Fund of \$27,451 and from the Coronavirus (COVID-19) Response Fund of \$16,562 is related to providing interim working capital financing. These balances are collected in the subsequent year.

Interfund loans

On April 21, 2022, the Board of County Commissioners authorized by Resolution No. 2022-031, an internal loan: the Behavioral Health Resource Center Capital (BHRC) Fund received a \$7,062 loan from the Risk Management Fund. The loan was issued to provide interim funding for the BHRC capital project. The BHRC project is being funded by the County general fund, State of Oregon grant, and may receive additional federal funding at a later date. The funding (\$10,000) committed by the State of Oregon via video lottery bonds did not occur until the spring of 2023. BHRC capital project expenditures attributed to State funding were incurred before receipt of grant funds. The State of Oregon has approved project expenditures to be incurred prior to award date. The loan in the amount of \$7,062 was repaid in fiscal year ending June 30, 2023.

MULTNOMAH COUNTY, OREGON
NOTES TO BASIC FINANCIAL STATEMENTS
For the Year Ended June 30, 2023
(dollar amounts expressed in thousands)

Interfund transfers

The primary purposes of significant transfers include the following:

- The General Fund made the following transfers to other funds:
 - \$25,000 to the PERS Bond Sinking Fund for the purpose of making a payment to the County's side account at PERS.
 - \$2,200 to the Capital Improvement Fund for the following:
 - \$2,000 for the Rockwood Health Center project, and
 - \$200 for Walnut Park redevelopment planning.
 - \$8,200 to the Information Technology Capital Fund for the following:
 - \$5,000 for CEDARS replacement,
 - \$2,000 for the TIP seed fund,
 - \$400 for the financial data mart,
 - \$300 for Phase 2 of the SQL Server upgrade,
 - \$250 for food handler replacement, and
 - \$250 for the Redcap and Lawlog replacement.
 - \$3,200 to the Asset Preservation Fund for the Juvenile Justice Complex upgrade.
 - \$2,670 to the Behavioral Health Resource Center Capital Fund to finish the capital project.
 - \$1,200 to the Justice Center Capital Fund for the electrical system upgrade.
 - \$75 to the Information Technology Fund to fund a new position.
 - \$124 to the Facilities Management Fund to fund a new position.
- The Animal Control Fund made the following transfers:
 - \$856 to the General Fund for animal services, and
 - \$500 to the Capital Improvement Fund for a new animal services facility.
- The Capital Improvement Fund made the following transfers:
 - \$570 to the General Fund for the remaining balance of the East County Campus, and
 - \$584 to the Justice Center Capital Fund for the electrical system upgrade.
- The Hansen Building Replacement Fund transferred \$955 to the General Fund to begin close out the Hansen Building Fund; final closing of this fund will happen in the following year.
- The Fleet Management Fund transferred \$379 to the Fleet Asset Replacement Fund for fleet vehicle replacement.
- The Information Technology Fund made transfers of \$1,880 to the Information Technology Capital Fund: \$1,600 for radio system replacement and \$280 for innovation and investment projects.
- The Facilities Management Fund made the following transfers:
 - \$171 to the Capital Improvement Fund for external tenant capital fees to the CIP fund, and
 - \$194 to the Asset Preservation Fund for the Facilities Capital Asset Preservation program.

MULTNOMAH COUNTY, OREGON
NOTES TO BASIC FINANCIAL STATEMENTS
For the Year Ended June 30, 2023
(dollar amounts expressed in thousands)

- The Library District Fund transferred \$18,457 to the Library District Capital Construction Fund for construction projects.
- The Library District Capital Construction Fund transferred \$1,700 to the Library Capital Construction Fund for the Central Library Terrace project.
- The Library District Fund transferred \$92,801 and the Library District Capital Construction Fund transferred \$130 to the Library Fund to reimburse the County for library operations; however these transfers are reported as intergovernmental revenue and current expenditures on the *Schedule of Revenues, Expenditures and Changes in Fund Balances - Budget and Actual*.

In the governmental activities column of the *Statement of Activities*, transfers between governmental funds and between governmental and internal service funds have been eliminated; no interfund transfers were made for business-type activities during the year.

Interfund transfers and the reconciliation to the *Statement of Activities* for the year ended June 30, 2023, consisted of the following:

	Governmental Activities			Total Transfers Out
	General Fund	Other Nonmajor Governmental Funds	Internal Service Funds	
Governmental activities:				
General fund	\$ -	\$ 42,470	\$ 199	\$ 42,669
Other nonmajor funds	2,381	114,173	-	116,554
Internal service funds	-	2,245	379	2,624
Total transfers in:	\$ 2,381	\$ 158,888	\$ 578	\$ 161,847

Reconciliation:

Total internal service funds	(2,624)
Total governmental funds	(159,223)
Total transfers per Statement of Activities	\$ -

MULTNOMAH COUNTY, OREGON
NOTES TO BASIC FINANCIAL STATEMENTS
For the Year Ended June 30, 2023
(dollar amounts expressed in thousands)

F. Capital assets

Capital asset activity of the primary government, for the year ended June 30, 2023, is as follows:

	Beginning Balance	Increases	Transfers	Decreases	Ending Balance
Governmental activities:					
Capital assets, not being depreciated or amortized:					
Land	\$ 40,128	\$ 8,416	\$ 2,649	\$ (174)	\$ 51,019
Land use rights	218,696	-	-	(6)	218,690
Construction in progress	119,093	76,513	(62,122)	(5,685)	127,799
Works of art	4,471	-	-	-	4,471
Total capital assets, not being depreciated or amortized	<u>382,388</u>	<u>84,929</u>	<u>(59,473)</u>	<u>(5,865)</u>	<u>401,979</u>
Capital assets, being depreciated or amortized:					
Buildings	805,162	3,533	26,740	(8,314)	827,121
Improvements other than buildings	1,010	-	-	-	1,010
Machinery and equipment	111,712	24,069	8,023	(10,343)	133,461
Bridges	481,667	6,246	21,703	-	509,616
Intangible assets:					
Software - purchased	48,878	672	636	(28)	50,158
SBITA - right-of-use	18,899	3,002	1,344	-	23,245
Leases - right-of-use	58,157	3,600	-	(4,678)	57,079
Infrastructure	383,731	-	1,027	(78)	384,680
Total capital assets being depreciated or amortized	<u>1,909,216</u>	<u>41,122</u>	<u>59,473</u>	<u>(23,441)</u>	<u>1,986,370</u>
Less accumulated depreciation or amortization for:					
Buildings	(241,275)	(21,145)	-	4,545	(257,875)
Improvements other than buildings	(615)	(40)	-	-	(655)
Machinery and equipment	(83,324)	(11,366)	-	9,341	(85,349)
Bridges	(135,046)	(10,951)	-	-	(145,997)
Intangible assets:					
Software - purchased	(33,587)	(4,704)	-	155	(38,136)
SBITA - right-of-use	-	(4,491)	-	-	(4,491)
Leases - right-of-use	(9,286)	(9,700)	-	1,985	(17,001)
Infrastructure	(341,502)	(1,409)	-	78	(342,833)
Total accumulated depreciation or amortization	<u>(844,635)</u>	<u>(63,806)</u>	<u>-</u>	<u>16,104</u>	<u>(892,337)</u>
Total capital assets being depreciated or amortized, net	<u>1,064,581</u>	<u>(22,684)</u>	<u>59,473</u>	<u>(7,337)</u>	<u>1,094,033</u>
Governmental activities capital assets, net	<u>\$ 1,446,969</u>	<u>\$ 62,245</u>	<u>\$ -</u>	<u>\$ (13,202)</u>	<u>\$ 1,496,012</u>

MULTNOMAH COUNTY, OREGON
NOTES TO BASIC FINANCIAL STATEMENTS
For the Year Ended June 30, 2023
(dollar amounts expressed in thousands)

	Beginning Balance	Increases	Transfers	Decreases	Ending Balance
Business-type activities:					
Capital assets, not being depreciated or amortized:					
Construction in progress	\$ 1,054	\$ 507	\$ -	\$ -	\$ 1,561
Total capital assets, not being depreciated or amortized	<u>1,054</u>	<u>507</u>	<u>-</u>	<u>-</u>	<u>1,561</u>
Capital assets, being depreciated or amortized:					
Buildings	2,135	-	-	(420)	1,715
Improvements other than buildings	9,408	-	-	-	9,408
Machinery and equipment	1,666	427	-	(12)	2,081
Total capital assets being depreciated or amortized	<u>13,209</u>	<u>427</u>	<u>-</u>	<u>(432)</u>	<u>13,204</u>
Less accumulated depreciation or amortization for:					
Buildings	(411)	(48)	-	73	(386)
Improvements other than buildings	(4,683)	(212)	-	-	(4,895)
Machinery and equipment	(1,480)	(137)	-	11	(1,606)
Total accumulated depreciation or amortization	<u>(6,574)</u>	<u>(397)</u>	<u>-</u>	<u>84</u>	<u>(6,887)</u>
Total capital assets being depreciated or amortized, net	<u>6,635</u>	<u>30</u>	<u>-</u>	<u>(348)</u>	<u>6,317</u>
Business-type activities capital assets, net	<u>\$ 7,689</u>	<u>\$ 537</u>	<u>\$ -</u>	<u>\$ (348)</u>	<u>\$ 7,878</u>

Right-of-Use Assets

A lease is defined as a contractual agreement that conveys control of the right to use another entity's nonfinancial asset, for a minimum contractual period of greater than one year, in an exchange-like transaction. The County is party to a variety of lease contracts for which this right-of-use (ROU) has been recognized as an asset on the statement of net position.

MULTNOMAH COUNTY, OREGON
NOTES TO BASIC FINANCIAL STATEMENTS
For the Year Ended June 30, 2023
(dollar amounts expressed in thousands)

Depreciation

Fully depreciated or amortized capital assets at June 30, 2023 totaled \$457,725, all of which were available to be used in governmental type and business type activities. Capital assets are evaluated annually for impairment. Depreciation or amortization expense for capital assets was charged to functions/programs of the primary government as follows:

Function/program	Depreciation or Amortization Expense
Governmental activities:	
General government	\$ 28,100
Health services	2,420
Social services	731
Public safety and justice	8,225
Community services	3,690
Library	8,889
Roads, bridges, and bike path improvements	11,751
Total governmental activities	63,806
Business-type activities:	
Federally qualified health clinics (FQHC)	187
Sewer	78
Lighting	132
Total business-type activities	397
Total	\$ 64,203

MULTNOMAH COUNTY, OREGON
NOTES TO BASIC FINANCIAL STATEMENTS
For the Year Ended June 30, 2023
(dollar amounts expressed in thousands)

G. Long-term debt

Full faith and credit bonds

On December 1, 1999, the County issued \$184,548 in taxable Revenue Pension Obligation Bonds with interest rates from 6.49 to 7.74 percent to fund the County's unfunded accrued actuarial liability (UAAL). Bonds were rated Aa2 by Moody's. The County estimates that by funding the actuarial liability, the County will receive a present value savings of \$35,776 between the amount calculated by the Oregon Public Employees Retirement System (OPERS) to retire the UAAL and the amount of the debt repayment. Payment of principal and interest, except for a term bond, will be guaranteed by National Public Finance Guarantee. At June 30, 2023, \$31,979 of these bonds were outstanding.

On December 14, 2010, the County issued \$15,000 in Full Faith and Credit Obligations, Series 2010B, with interest rates from 4 to 5.05 percent. Bonds were rated Aa1 by Moody's. The proceeds from the sale of the obligations were used to finance the construction costs for the East County Courthouse (ECC). At June 30, 2023, \$10,860 of these bonds were outstanding.

On December 14, 2017, the County issued \$164,110 in Full Faith and Credit Obligations, Series 2017, at a premium of \$16,715, with interest rates from 3 to 5 percent. Bonds were rated Aaa by Moody's and AAA by Standard & Poor's. The proceeds from the sale of the obligations were used to finance real or personal property related to the replacement of the Multnomah County Central Courthouse ("MCCH"), replacement of the Health Department administrative offices and downtown clinics ("HDHQ"), replacement of the Enterprise Resource Planning system ("ERP"), and improvements to County-owned facilities that house parole and probation services ("DCJ Campus"). At June 30, 2023 the outstanding balance on the Series 2017 bonds was \$116,550 and the balance on the unamortized premium was \$9,946.

On September 12, 2019, the County issued \$16,075 in Full Faith and Credit Obligations, Series 2019, with an interest rate of 1.74 percent. Multnomah County entered into a ten year direct bank placement with DNT Asset Trust, a wholly owned subsidiary of JPMorgan Chase Bank, N.A. The issue will finance real or personal property related to the National Environmental Policy Act (NEPA) review phase of the Burnside Bridge Project and pay costs of issuance related to the financing. At June 30, 2023, the outstanding balance on the Series 2019 bonds was \$10,238.

On January 7, 2021, the County issued \$89,580 in Full Faith and Credit Refunding Obligations, Series 2021, at a premium of \$552, with interest rates from 1 to 2 percent. Bonds were rated Aaa by Moody's and AAA by Standard & Poor's. The proceeds from the sale of the obligations were used to refinance a portion of the outstanding full faith and credit backed borrowings (FF&C Obligations, Series 2012) that helped financed the construction of the Sellwood Bridge. At June 30, 2023 the outstanding balance on the Series 2021 bonds was \$79,750 and the balance on the unamortized premium was \$424.

MULTNOMAH COUNTY, OREGON
NOTES TO BASIC FINANCIAL STATEMENTS
For the Year Ended June 30, 2023
(dollar amounts expressed in thousands)

On September 20, 2022, the County issued \$25,095 in Full Faith and Credit Financing Agreement, Series 2022, with an interest rate of 3.13 percent. Multnomah County entered into a ten year direct bank placement with ZMFU II, Inc., a wholly-owned subsidiary of Zions Bancorporation, N.A. The issue will finance the design and right-of-way phase for the Burnside Bridge earthquake readiness project. At June 30, 2023 the outstanding balance on the Series 2022 bonds was \$23,843.

Full faith and credit bond obligations outstanding at year-end are as follows:

Purpose	Interest Rates	Amount
Governmental activities	1.00-7.74%	\$ 273,220

Annual debt service requirements to maturity for full faith and credit bonds are as follows:

Fiscal Year Ending June 30,	Principal	Interest
2024	\$ 28,024	\$ 33,713
2025	21,857	34,804
2026	22,159	36,289
2027	22,482	37,844
2028	22,819	39,477
2029-2033	92,114	93,458
2034-2038	27,720	9,838
2039-2043	18,450	5,791
2044-2047	17,595	1,793
Subtotal	273,220	\$ 293,007
Premiums on long-term debt	10,370	
Total	\$ 283,590	

The full faith and credit bonds are included in the bonds payable line item on the *Statement of Net Position*.

Full Faith and Credit Bonds	Long-term	Current	Total
Maturities	\$ 245,196	\$ 28,024	\$ 273,220
Premiums on long-term debt	9,199	1,171	10,370
Total	\$ 254,395	\$ 29,195	\$ 283,590

MULTNOMAH COUNTY, OREGON
NOTES TO BASIC FINANCIAL STATEMENTS
For the Year Ended June 30, 2023
(dollar amounts expressed in thousands)

General Obligation Bonds

On January 12, 2021, the County issued \$154,680 in General Obligation Bonds, Series 2021A (Tax-Exempt), at a premium of \$50,507, with interest rates at 5 percent. Bonds were rated Aaa by Moody's and AAA by Standard & Poor's. The bonds were issued to finance capital costs to expand, modernize, rebuild and acquire land for library facilities, and to pay the costs of issuance of the bonds. At June 30, 2023 the outstanding balance on the Series 2021A bonds was \$154,680 and the balance on the unamortized premium was \$31,567.

On January 12, 2021, the County issued \$232,320 in General Obligation Bonds, Series 2021B (Federally Taxable), at a premium of \$232, with interest rates from 0.25 to 0.9 percent. Bonds were rated Aaa by Moody's and AAA by Standard & Poor's. The bonds were issued to finance capital costs to expand, modernize, rebuild and acquire land for library facilities, and to pay the costs of issuance of the bonds. At June 30, 2023 the outstanding balance on the Series 2021B bonds was \$151,560 and the balance on the unamortized premium was \$116.

General obligation bond obligations outstanding at year-end are as follows:

Purpose	Interest Rates	Amount
Governmental activities	0.25-5.00%	\$ 306,240

Annual debt service requirements to maturity for general obligation bonds are as follows:

Fiscal Year Ending June 30,	Principal	Interest
2024	\$ 45,150	\$ 8,658
2025	46,970	8,455
2026	48,870	8,220
2027	50,975	7,829
2028	54,855	5,714
2029	59,420	2,971
Subtotal	306,240	\$ 41,847
Premiums on long-term debt	31,683	
Total	\$ 337,923	

The general obligation bonds are included in the bonds payable line item on the *Statement of Net Position*.

General obligation bonds	Long-term	Current	Total
Maturities	\$ 261,090	\$ 45,150	\$ 306,240
Premium on long-term debt	25,331	6,352	31,683
Total	\$ 286,421	\$ 51,502	\$ 337,923

MULTNOMAH COUNTY, OREGON
NOTES TO BASIC FINANCIAL STATEMENTS
For the Year Ended June 30, 2023
(dollar amounts expressed in thousands)

Loans payable

Levee Ready Columbia Project Financing

In April 2016, the County entered into an interim financing agreement with the State of Oregon, through the Oregon Infrastructure Finance Authority (IFA) for financing the Multnomah County Levee Accreditation Evaluation for “Levee Ready Columbia (LRC),” a regional project. The financing will provide funding for Phase II of the project, engineering analysis on the levees along the Columbia River, which are maintained by the Sauvie Island Drainage Improvement Company (SIDIC), Multnomah County Drainage District No. 1 (MCDD) and Sandy Drainage Improvement Company (SDIC), with the goal of FEMA recertification and accreditation.

The County was named the borrower for the IFA Phase II funding which will enable the County to access a package of loans and grants from the IFA. The IFA determines whether disbursements will be drawn from the loan or grant funding available.

The County’s obligations to make payments under the IFA financing contracts will be offset by revenues to be received by the County from the LRC project partners for over 95 percent of the amount borrowed. This will also provide one-time-only financing assistance to the City of Fairview and City of Troutdale in connection with their obligations to the LRC project, and pay a portion of expenses incurred by the LRC project for public outreach and facilitation.

The IFA extended the project, with a completion deadline of June 30, 2024. The IFA loan draws are not yet in repayment status; therefore, are excluded from the annual maturity schedule, except for SIDIC Loan Draws (C-1).

At June 30, 2023 the outstanding balance of the IFA is \$1,582. A prepayment of \$67 was made during the fiscal year ended June 30, 2020 as reflected in the accumulated prepayments column in the following table; no additional prepayments have been made during fiscal year ending June 30, 2023. SIDIC Loan Draws (C-1) entered into repayment status during fiscal year ended June 30, 2022, and two payments of \$16 were made during both the prior fiscal year and during fiscal year ended June 30, 2023.

MULTNOMAH COUNTY, OREGON
NOTES TO BASIC FINANCIAL STATEMENTS
For the Year Ended June 30, 2023
(dollar amounts expressed in thousands)

As of June 30, 2023, proceeds and obligations from the IFA for loan contracts are:

Oregon Infrastructure Finance Authority Contracts	Interest Rates	Maximum Available	Reimbursement Draws Received / Accumulative Obligation	Amount Available to Draw	Accumulative Prepayments Prior to Repayment Status	Net Obligation Not Yet in Repayment Status
MCDD loan draws (A)	0.00%	\$ 1,000	\$ 1,000	\$ -	\$ -	\$ 1,000
MCDD loan draws (B)	1.84%	1,518	103	1,415	67	36
Total MCDD draws		2,518	1,103	1,415	67	1,036
SDIC loan draws (A)	0.00%	500	463	37	-	463
SDIC loan draws (B)	1.84%	450	-	450	-	-
Total SDIC draws		950	463	487	-	463
Total IFA No. X16001		3,468	1,566	1,902	67	1,499
SIDIC loan draws (C-1) *	0.00%	191	115	76	-	-
SIDIC loan draws (C-2)	1.84%	142	-	142	-	-
Total SIDIC draws / IFA No. J16002		333	115	218	-	-
Totals - all contracts		<u>\$ 3,801</u>	<u>\$ 1,681</u>	<u>\$ 2,120</u>	<u>\$ 67</u>	<u>\$ 1,499</u>

Contracts in Repayment Status

Oregon Infrastructure Finance Authority Contracts	Beginning Balance	Additions	Payments	Net Obligation in Repayment Status	Due Within One Year
* SIDIC loan draws (C-1)	\$ 99	\$ -	\$ 16	\$ 83	\$ 16

Annual payments required to maturity for SIDIC loan draws (C-1) (The only IFA Loan currently in repayment status):

Fiscal Year Ending June 30,	Principal	Interest
2024	\$ 16	\$ -
2025	16	-
2026	17	-
2027	17	-
2028	17	-
Total	<u>\$ 83</u>	<u>\$ -</u>

MULTNOMAH COUNTY, OREGON
NOTES TO BASIC FINANCIAL STATEMENTS
For the Year Ended June 30, 2023
(dollar amounts expressed in thousands)

Transportation Improvements Financing

In fiscal year 2009, the County entered into a loan agreement with the Oregon Department of Transportation's Financial Services (ODOT) for the purpose of making capital improvements to the County's transportation system, with an interest of 3.98 percent. The loan was re-amortized in fiscal year 2017, reducing the principal balance owed by \$93. The total outstanding under this agreement was \$810 at June 30, 2023.

Annual debt service requirements to maturity for the ODOT long-term loan outstanding at year-end is follows:

Fiscal Year Ending June 30,	Principal	Interest
2024	\$ 260	\$ 32
2025	270	22
2026	280	11
Total	<u>\$ 810</u>	<u>\$ 65</u>

In the event of an "Event of Default" for all loans payable, the lender may accelerate payment immediately of the entire loan principal amount and other amounts due on the loan. In the event of default, the investors may exercise any remedy available at law or in equity or in bankruptcy or otherwise.

MULTNOMAH COUNTY, OREGON
NOTES TO BASIC FINANCIAL STATEMENTS
For the Year Ended June 30, 2023
(dollar amounts expressed in thousands)

Compensated Absences

The County's policy relating to compensated absences is described in *Note I. D. Assets, deferred outflows, liabilities, deferred inflows, and net position or fund balances*. The long-term portion of compensated absences was \$12,064. The total amount outstanding at June 30, 2023 was \$39,264.

The long-term portion of compensated absences is expected to be paid in future years from future resources. In prior years, compensated absences have been liquidated primarily by the governmental and proprietary funds for which the employees who earned the benefits were assigned. Compensated absences are liquidated by select governmental funds (General Fund, Federal/State Program Fund, Coronavirus (COVID-19) Response Fund, Preschool For All Program Fund, Multnomah County Library Capital Construction Fund, Road Fund, Animal Control Fund, Willamette River Bridges Fund, Library Fund, Land Corner Preservation Fund, Inmate Welfare Fund, Justice Services Special Operations Fund, Information Technology Capital Fund, and Asset Preservation Fund) as well as the internal service funds and one business-type fund.

Balances of compensated absences for governmental and business-type activities for the year ended June 30, 2023 were as follows:

	<u>Governmental Activities</u>			<u>Business-type Activities</u>	
	Governmental Funds	Internal Service Funds	Total Governmental Activities	Health Department FQHC Fund	Total
Beginning balance	\$ 29,115	\$ 3,411	\$ 32,526	\$ 3,592	\$ 36,118
Earned	29,983	3,442	33,425	4,142	37,567
Used	(27,661)	(3,052)	(30,713)	(3,708)	(34,421)
Ending balance	<u>\$ 31,437</u>	<u>\$ 3,801</u>	<u>\$ 35,238</u>	<u>\$ 4,026</u>	<u>\$ 39,264</u>

MULTNOMAH COUNTY, OREGON
NOTES TO BASIC FINANCIAL STATEMENTS
For the Year Ended June 30, 2023
(dollar amounts expressed in thousands)

Changes in long-term liabilities

Long-term liability activity for the year ended June 30, 2023 was as follows:

<u>Governmental Activities</u>	<u>Beginning Balance</u>	<u>Additions</u>	<u>Adjustments & Reductions</u>	<u>Ending Balance</u>	<u>Due Within One Year</u>
Full faith and credit bonds	\$ 274,547	\$ 25,095	\$ 26,422	\$ 273,220	\$ 28,024
General obligation bonds	349,405	-	43,165	306,240	45,150
Unamortized premiums-bonds	49,575	-	7,522	42,053	7,523
Total bonds	<u>673,527</u>	<u>25,095</u>	<u>77,109</u>	<u>621,513</u>	<u>80,697</u>
Loans payable	2,658	-	266	2,392	276
Long-term debt before other long-term liabilities	676,185	25,095	77,360	623,905	80,957
Compensated absences	<u>32,526</u>	<u>33,425</u>	<u>30,713</u>	<u>35,238</u>	<u>25,738</u>
Governmental activities - long-term liabilities	<u>\$ 708,711</u>	<u>\$ 58,520</u>	<u>\$ 108,073</u>	<u>\$ 659,143</u>	<u>\$ 106,695</u>
<u>Business-type Activities</u>					
Compensated absences	<u>\$ 3,592</u>	<u>\$ 4,143</u>	<u>\$ 3,709</u>	<u>\$ 4,026</u>	<u>\$ 1,462</u>

MULTNOMAH COUNTY, OREGON
NOTES TO BASIC FINANCIAL STATEMENTS
For the Year Ended June 30, 2023
(dollar amounts expressed in thousands)

Conduit financing

Multnomah County Conduit Financing

On December 1, 1999, the County issued \$9,830 in Higher Education Variable Rate Demand Revenue Bonds. The proceeds of these bonds were used to provide funds to reimburse Concordia University for the costs of acquiring, constructing and improving the educational facilities of the University (the Project), fund a debt service reserve fund and pay the costs of issuing the bonds.

The Higher Education Revenue Bonds have not been recognized as a liability of the County because the bonds are secured solely by the provisions of the bond indenture and payments are made by Concordia University. The County is not responsible for the repayment of conduit debt. As the County does not own any of the assets constructed or assume any liabilities associated with the Project, there is no balance sheet disclosure or recognition of revenues and expenditures within the County's financial statements.

As of June 30, 2023, \$4,850 of the Higher Education Variable Rate Demand Revenue Bonds remained outstanding.

Hospital Facilities Authority of Multnomah County Conduit Financing

On December 3, 1998, the County created a component unit, the Hospital Facilities Authority of Multnomah County, Oregon (the Authority). The Authority issues hospital revenue bonds for construction and improvements to health facilities in Multnomah County. The proceeds of these bonds were used by health care facilities to finance various capital projects and refund outstanding bonds.

The debt has not been recognized as a liability of the County or the Authority because the bonds are secured solely by the provisions of the bond indenture and payments are made by the health care facilities. The obligors have pledged the gross revenues of the health care facilities to secure payment of the bonds. The bonds shall not be payable from a charge upon any fund or asset, nor shall the County or the Authority be subject to any liability. No holder or holders of the bonds shall ever have the right to exercise the taxing power of the County to pay the bonds or the interest, nor to enforce payment against any property of the County.

Upon completion of the project, the assets constructed or purchased are owned by the respective health care facility. Since neither the County nor the Authority own any assets or assume any liabilities associated with the repayment, there is no balance sheet disclosure or recognition of revenues within the County's financial statements.

MULTNOMAH COUNTY, OREGON
NOTES TO BASIC FINANCIAL STATEMENTS
For the Year Ended June 30, 2023
(dollar amounts expressed in thousands)

A summary of the Authority's conduit debt is as follows:

Obligor (Health Care Facility), Debt Issue, Terms	Series	Issue Date	Original Amount	Balance at June 30, 2023
Adventist Health System/West:				
Refunding Revenue Bonds, due March 1, 2040	2019	11/1/2019	\$ 52,535	\$ 52,535
Terwilliger Plaza:				
Revenue and Refunding Bonds, due serially through December 1, 2029	2012	1/1/2012	18,245	9,280
Odd Fellows Home-Friendship Health Center:				
Variable Rate Demand Revenue Refunding Bonds, due serially through September 15, 2023	2013A	7/12/2013	7,280	5,815
Parkview Christian Retirement Community Project:				
Variable Rate Revenue Refunding Bonds, due serially through November 1, 2034	2013	12/12/2013	7,315	4,954
Pacific Mirabella (at South Waterfront Project):				
Variable Rate Demand Revenue Refunding Bonds, due serially through October 1, 2049	2014A	9/30/2014	93,380	84,630
Terwilliger Plaza Inc.:				
Revenue Refunding Bonds, due serially through December 1, 2036	2016	6/15/2016	13,625	10,545
Terwilliger Plaza Inc - Parkview Project				
Revenue Refunding Bonds, due serially through December 1, 2056	2021A	8/1/2021	88,885	88,885
Terwilliger Plaza Inc - Parkview Project				
Revenue Refunding Bonds, due serially through June 1, 2028	2021B-1	8/1/2021	15,300	15,300
Terwilliger Plaza Inc - Parkview Project				
Revenue Refunding Bonds, due serially through June 1, 2027	2021B-2	8/1/2021	42,600	42,600
Terwilliger Plaza Inc - Parkview Project				
Revenue Refunding Bonds, due serially through June 1, 2026	2021C	8/1/2021	7,835	7,835
			<u>\$ 347,000</u>	<u>\$ 322,379</u>

MULTNOMAH COUNTY, OREGON
NOTES TO BASIC FINANCIAL STATEMENTS
For the Year Ended June 30, 2023
(dollar amounts expressed in thousands)

H. Fund balances, governmental funds

On the *Balance Sheet – Governmental Funds*, the fund balances are reported in the aggregate in the classifications defined by GASB Statement No. 54, *Fund Balance Reporting and Governmental Fund Type Definitions*. Fund balances by classification for the year ended June 30, 2023, were as follows:

Fund balances	General Fund	Federal/State Program Special Revenue Fund	Coronavirus (COVID-19) Response Special Revenue Fund	Preschool for All Program Special Revenue Fund	Multnomah County Library Capital Construction Project Fund	Other Nonmajor Governmental Funds	Total Governmental Funds
Nonspendable:							
Inventories*	\$ 660	\$ -	\$ -	\$ -	\$ -	\$ 277	\$ 937
Prepaid items	1,012	43	608	-	5	600	2,268
Restricted:							
Capital projects, buildings	-	-	-	-	354,267	7,351	361,618
Community support programs	4,316	9,162	-	322,984	-	117,934	454,396
Debt Service	-	-	-	-	-	2,906	2,906
Document storage and retrieval	154	-	-	-	-	-	154
Library operations	-	-	-	-	-	81,807	81,807
Roads, bridges, and bike path improvements	-	-	-	-	-	68,533	68,533
Committed:							
Capital projects, buildings	-	-	-	-	-	43,758	43,758
Capital projects, technology	-	-	-	-	-	11,695	11,695
Community support programs	81,216	-	-	15,259	-	16,421	112,896
Debt service	-	-	-	-	-	43,586	43,586
Assigned:							
Capital equipment acquisition	-	-	-	-	-	536	536
Community support programs	-	-	1,554	5,764	-	4,641	11,959
Library operations	-	-	-	-	-	10,719	10,719
Roads, bridges, and bike path improvements	-	-	-	-	-	6,120	6,120
Unassigned	105,367	-	-	-	-	-	105,367
Total fund balances	\$ 192,725	\$ 9,205	\$ 2,162	\$ 344,007	\$ 354,272	\$ 416,884	\$ 1,319,255

*Inventories included in the nonspendable classification exclude vaccine inventories, which are reported as part of the restricted fund balance.

MULTNOMAH COUNTY, OREGON
NOTES TO BASIC FINANCIAL STATEMENTS
For the Year Ended June 30, 2023
(dollar amounts expressed in thousands)

Note IV. Other information

A. Risk management

The County is exposed to various risks of loss related to torts and property damage including theft of, damage to, and destruction of assets, assertion of negligence, employee injury or illness, errors and omissions, and natural disasters. The County self-insures to \$1,000 and purchases excess insurance for large and catastrophic losses above the self-insurance for general liability, auto liability, medical malpractice, and workers' compensation liability. By self-insuring in areas that are fiscally cost effective, the County realizes savings by not paying overhead or profit margins that are built into insurance premium costs.

The County purchases a large deductible policy for property loss and specific policies for specialty coverage to cover losses where insurance is afforded. Motor vehicle property loss insurance coverage is only offered with a large deductible that historically, the majority of the County's loss costs do not reach.

Premiums are calculated on payroll expenses in all funds and are paid into the risk management fund, an internal service fund. The funds are available to pay claims, claim reserves, loss prevention efforts, and administrative costs. These interfund premiums are used to offset the amount of claims expenditures reported in the risk management fund. As of June 30, 2023, interfund premiums exceeded reimbursable expenditures.

Liabilities of the fund are reported when it is probable that a loss has occurred and the amount of the loss can be reasonably estimated. Liabilities include an amount for claims that have been incurred but not reported (IBNR). The result of the process to estimate the claims liability is not an exact amount as it depends on many complex factors, such as inflation, changes in legal doctrines, and damage awards. Accordingly, claims are re-evaluated periodically to consider the effect of inflation, recent claim settlement trends (including frequency and amount of payouts), and other economic and social factors. The estimate of the claims liability also includes amounts for incremental claim adjustment expenses related to specific claims and other claim adjustment expenses regardless of whether allocated to specific claims. Discount factors of 0.977 and 0.992 were used to estimate the year-end workers' compensation component and the liability component, respectively. Annually, the County submits workers' compensation fund liabilities to the State as per ORS 436-050-0185; surety bond exemption requirements for counties.

Estimated recoveries, for example from salvage or subrogation, are another component of the claims liability estimate. The County's excess insurance coverage policies cover claims in excess of \$1,000 for workers' compensation and \$1,000 for all liability claims. Settlements have not exceeded coverages for each of the past three fiscal years. The County anticipates the balance in the claims liability account at year-end will be paid within the next fiscal year.

MULTNOMAH COUNTY, OREGON
NOTES TO BASIC FINANCIAL STATEMENTS
For the Year Ended June 30, 2023
(dollar amounts expressed in thousands)

Changes in the balances of claims liabilities during the past two years are as follows:

Changes in Claims Liabilities	Fiscal Year Ended June 30, 2023	Fiscal Year Ended June 30, 2022
Unpaid claims, beginning of fiscal year	\$ 9,352	\$ 11,998
Incurred claims (including IBNRs)	51,738	41,416
Actuarial adjustment	(2,010)	(5,226)
Claim payments	(49,073)	(38,836)
Unpaid claims, end of fiscal year	\$ 10,007	\$ 9,352

B. Commitments and contingent liabilities

Grants

Amounts received or receivable from grant agencies are subject to audit and adjustment by grantor agencies, principally the federal and state governments. Any disallowed claims, including amounts already collected, may constitute a liability of the applicable funds. The amount, if any, of expenditures that may be disallowed by the grantor cannot be determined at this time, although the County expects such amounts, if any, to be immaterial.

Lawsuits

The County is a defendant in various lawsuits. Although the outcome of these lawsuits is not presently determinable, in the opinion of the County's legal counsel the resolution of these matters will not have a material adverse effect on the financial condition of the County.

Construction contracts

The County has entered into various construction and non-construction contracts at fiscal year-end. The commitments noted below are evidenced by signed purchase orders or contracts that were entered into prior to June 30, 2023.

Construction Commitments	Fiscal Year Ended June 30, 2023	Financing Sources
Buildings	\$ 19,758	State of Oregon reimbursements, long-term debt, intergovernmental agreements, internal service charges, grant funding, General Fund
Technology	5,766	Internal service charges, General Fund, limited debt proceeds from long-term debt
Roads	3,842	Highway planning and construction grant through Oregon Department of Transportation, State Highway Fund disbursement of motor vehicle registration fees
Bridges	1,254	Highway planning and construction grant through Oregon Department of Transportation, County direct motor vehicle registration fees
Total	\$ 30,620	

MULTNOMAH COUNTY, OREGON
NOTES TO BASIC FINANCIAL STATEMENTS
For the Year Ended June 30, 2023
(dollar amounts expressed in thousands)

Labor agreements

There are thirteen labor agreements between the County and its employees. Contracts may be viewed online at: <https://multco.us/employee-labor-relations/labor-contracts>. Of the thirteen, four of the agreements are currently expired at June 30, 2023 (and one new union was formed), all are in active negotiations or have a draft collective bargaining agreement in progress. See *Note IV.F. Subsequent Events* for more information on the agreements that ended June 30, 2023 and prior.

	Effective Dates
Oregon Nurses Association (ONA)	July 1, 2022 - June 30, 2025
Multnomah County Deputy Sheriff's Association (MCDA)	July 1, 2022 - June 30, 2026
Multnomah County Employees Union - Local 88, AFSCME AFL-CIO	July 1, 2022 - June 30, 2025
Federation of Oregon Parole and Probation Officers (FOPPO)	July 1, 2021 - June 30, 2024
Multnomah County Prosecuting Attorneys Association (MCPAA)	July 1, 2021 - January 1, 2025
International Union of Operating Engineers - Local 701, AFL-CIO	July 1, 2022 - June 30, 2027
Multnomah County Corrections Deputy Association (MCCDA)	July 1, 2022 - June 30, 2025
International Union of Painters and Allied Trades District Council 5, Local 1094, AFL-CIO	July 1, 2016 - June 30, 2023
Multnomah County Employees Union, Physicians and Psychiatrists Unit - Local 88-2, AFSCME AFL-CIO	July 1, 2022 - June 30, 2025
International Brotherhood of Electrical Workers (IBEW) - Local 48, AFL-CIO	July 1, 2017 - June 30, 2022
Multnomah County Employees Union - Dentists, Local 88-5, AFSCME AFL-CIO	July 1, 2018 - June 30, 2022
Multnomah County Employees Union, Juvenile Custody Services Specialists Unit (JCSS), Local 88-6, AFSCME AFL-CIO	July 1, 2021 - June 30, 2023
Multnomah County Employees Union - Pharmacists, Local 88-4, AFSCME AFL-CIO	(New Union)

Pollution remediation obligations

Pollution remediation obligations address the current or potential detrimental effects of existing pollution by participating in pollution remediation activities, including pre-cleanup activities, cleanup activities, government oversight and enforcement-related activities, and post remediation monitoring. The calculation for pollution remediation obligations is an estimate determined by management using the expected cash flow techniques and applying probabilities to the pollution remediation activities. Estimates of pollution remediation obligations are subject to changes resulting from price increases, decreases, changes in technology as well as changes in applicable laws and regulations; any recoveries would reduce the liability.

The County continues to monitor a former landfill, where low amounts of methane gas have been detected in prior years. Liabilities for monitoring and cleanup of a former landfill site have been satisfied and it has been established that no cleanup action is required at this time. The County does not have a pollution remediation liability for fiscal year 2023.

MULTNOMAH COUNTY, OREGON
NOTES TO BASIC FINANCIAL STATEMENTS
For the Year Ended June 30, 2023
(dollar amounts expressed in thousands)

C. Postemployment benefits other than pensions

The other postemployment benefits (OPEB) for the County combines two separate plans. The County makes contributions to the State of Oregon's Public Employees Retirement System (OPERS) Retirement Health Insurance Account, and provides the Multnomah County Postretirement Medical and Life Insurance Plan (County Plan).

State of Oregon Public Employees Retirement System - Retirement Health Insurance Account

Plan Description. The County contributes to the OPERS Retirement Health Insurance Account (RHIA) for each of its eligible employees. RHIA is a cost-sharing multiple-employer defined benefit other postemployment benefit (OPEB) plan administered by OPERS. RHIA pays a monthly contribution toward the cost of Medicare companion health insurance premiums of eligible retirees. ORS 238.420 established this trust fund. Authority to establish and amend the benefit provisions of RHIA reside with the Oregon Legislature. The plan is closed to new entrants after January 1, 2004. OPERS issues a publicly available financial report that includes financial statements and required supplementary information. That report may be obtained by telephone (503) 598-7377 or by writing to OPERS, PO Box 23700, Tigard, OR 97281-3700, online: <http://www.oregon.gov/pers/Pages/Financials/Actuarial-Financial-Information.aspx>.

Plan benefits

Funding policy. Because RHIA was created by enabling legislation (ORS 238.420), contribution requirements of the plan members and the participating employers were established and may only be amended by the Oregon Legislature. ORS requires that an amount equal to \$60 (dollars) or the total monthly cost of Medicare companion health insurance coverage, whichever is less, shall be paid from the RHIA established by the employers; and any monthly cost in excess of \$60 (dollars) shall be paid by the eligible retired member in the manner provided in ORS 238.410.

To be eligible to receive this monthly payment toward the premium cost, the member must: (1) have eight years or more of qualifying service in OPERS at the time of retirement or receive a disability allowance as if the member had eight years or more of creditable service in OPERS, (2) receive both Medicare Parts A and B coverage, and (3) enroll in an OPERS-sponsored health plan. A surviving spouse or dependent of a deceased OPERS retiree who was eligible to receive the subsidy is eligible to receive the subsidy if he or she is receiving a retirement benefit or allowance from OPERS, or was insured at the time the member died and the member retired before May 1, 1991.

MULTNOMAH COUNTY, OREGON
NOTES TO BASIC FINANCIAL STATEMENTS
For the Year Ended June 30, 2023
(dollar amounts expressed in thousands)

Participating governments are contractually required to contribute to RHIA at a rate assessed each year by OPERS, currently 0.05 percent of annual covered payroll for Tier One, Tier Two and for OPSRP employees. The OPERS Board of Trustees sets the employer contribution rate. The rate is based on the annual required contribution (ARC) of the combined participant employers. This is an amount actuarially determined in accordance with the parameters of GASB Statement No. 75. The ARC represents a level of funding that, if paid on an ongoing basis, is projected to cover normal cost each year and amortize any unfunded actuarial liabilities (or funding excess) of the plan over a closed period not to exceed 30 years.

Governmental funds that liquidate other postemployment benefits for RHIA include: the General Fund, Federal/State Program Fund, Coronavirus (COVID-19) Response Fund, Preschool for All Program Fund, Multnomah County Library Capital Construction Fund, Road Fund, Animal Control Fund, Willamette River Bridges Fund, Library Fund, Land Corner Preservation Fund, Inmate Welfare Fund, Justice Services Special Operations Fund, Video Lottery Fund, Supportive Housing Fund, Downtown Courthouse Capital Fund, Library Capital Construction Fund, Capital Improvement Fund, Information Technology Capital Fund, Asset Preservation Fund, Health Headquarters Capital Fund, and Burnside Bridge Fund.

Contributions. The County’s contractually required contribution rate for the year ended June 30, 2023 was 0.05 percent of the covered payroll for Tier 1/Tier 2 employees, actuarially determined as an amount that is expected to finance the costs of the benefits earned by employees during the year. Employees are not required to contribute to the RHIA plan. Contributions by the County to the RHIA plan equaled the required contributions each year and were:

Fiscal Year Ended June 30,	RHIA Contributions
2019	\$ 1,006
2020	856
2021	70
2022	89
2023	48

MULTNOMAH COUNTY, OREGON
NOTES TO BASIC FINANCIAL STATEMENTS
For the Year Ended June 30, 2023
(dollar amounts expressed in thousands)

RHIA OPEB asset, expenses, deferred outflows (inflows) of resources

For the fiscal year ended June 30, 2023, the County reported an asset of \$12,805 for its proportionate share of the collective net RHIA OPEB asset. The collective net RHIA OPEB asset was measured as of June 30, 2022 and the total RHIA OPEB asset used to calculate the collective net RHIA OPEB asset was determined by an actuarial valuation as of December 31, 2020. The County's proportionate share of the collective net RHIA OPEB asset was based on a projection of the County's long-term share of contributions to the RHIA OPEB plan relative to the projected contributions of all participating employers, actuarially determined. The County's proportionate share at June 30, 2023 and June 30, 2022 was 3.604 and 2.618 percent respectively, resulting in a increase of 0.986 percent.

For the year ended June 30, 2023, the County recognized a net reduction in expenses of \$982 for RHIA OPEB. At June 30, 2023, the County reported deferred outflows of resources and deferred inflows of resources related to RHIA OPEB from the following sources:

<u>Schedule of Deferred Outflows / (Inflows) of Resources</u>	<u>Deferred Outflows of Resources</u>	<u>Deferred Inflows of Resources</u>	<u>Net Deferred Outflows / (Inflows) of Resources</u>
Differences between expected and actual experience	\$ -	\$ (347)	\$ (347)
Changes of assumptions	100	(427)	(327)
Net difference between projected and actual earnings on investments	-	(977)	(977)
Changes in proportionate share	4,731	(1,501)	3,230
Total (prior to post-measurement date contributions)	<u>4,831</u>	<u>(3,252)</u>	<u>1,579</u>
Contributions made subsequent to measurement date	48	-	48
Net deferred outflows / (inflows) of resources	<u>\$ 4,879</u>	<u>\$ (3,252)</u>	<u>\$ 1,627</u>

Deferred outflows of resources of \$48 were reported related to RHIA OPEB contributions subsequent to the measurement date and will be recognized as an increase of the collective net RHIA OPEB asset in the year ending June 30, 2024. Other amounts reported by the County as deferred outflows of resources and deferred inflows of resources related to RHIA OPEB will be recognized in RHIA OPEB expense in subsequent years as follows:

<u>Fiscal Year Ending June 30,</u>	<u>Differences Between Expected and Actual Experience</u>	<u>Changes in Assumptions</u>	<u>Net Difference Between Projected and Actual Earnings on Investments</u>	<u>Changes in Proportionate Share</u>	<u>Net Deferred Outflows / (Inflows) of Resources</u>
2024	\$ (253)	\$ (184)	\$ (314)	3,730	\$ 2,979
2025	(94)	(143)	(359)	(500)	(1,096)
2026	-	-	(616)	-	(616)
2027	-	-	312	-	312
Total	<u>\$ (347)</u>	<u>\$ (327)</u>	<u>\$ (977)</u>	<u>\$ 3,230</u>	<u>\$ 1,579</u>

MULTNOMAH COUNTY, OREGON
NOTES TO BASIC FINANCIAL STATEMENTS
For the Year Ended June 30, 2023
(dollar amounts expressed in thousands)

Actuarial methods and assumptions used in developing total RHIA OPEB asset

The total RHIA OPEB asset based on the December 31, 2020 valuation was determined using the following actuarial methods and assumptions:

Valuation date	December 31, 2020
Measurement date	June 30, 2022
Experience study	2020, Published July 20, 2021
Actuarial cost method	Entry Age Normal
Actuarial assumptions:	
Inflation rate	2.4 percent
Long-term expected rate of return	6.9 percent
Discount rate	6.9 percent
Projected salary increases	3.4 percent
Cost of living adjustments (COLA)	Blend of 2% COLA and graded COLA (1.25% / 0.15%) in accordance with Moro decision, blend based on service
Mortality	<i>Health retirees and beneficiaries:</i> Pub-2010 Healthy Retiree, sex-distinct, generational with Unisex, Social Security Data Scale, with job category adjustments and set-backs as described in the valuation. <i>Active Members:</i> Pub-2010 Employee, sex distinct, generational with Unisex, Social Security Data Scale, with job category adjustments and set-backs as described in the valuation. <i>Disabled retirees:</i> Pub-2010 Disable Retiree, sex distinct, generational with Unisex, Social Security Data Scale, with job category adjustments and set-backs as described in the valuation.

Actuarial valuations of an ongoing plan involve estimates of the value of projected benefits and assumptions about the probability of events far into the future. Actuarially determined amounts are subject to continual revision as actual results are compared to past expectations and new estimates are made about the future.

MULTNOMAH COUNTY, OREGON
NOTES TO BASIC FINANCIAL STATEMENTS
For the Year Ended June 30, 2023
(dollar amounts expressed in thousands)

Discount rate

The discount rate used to measure the total RHIA OPEB asset was 6.9 percent. The projection of cash flows used to determine the discount rate assumed that contributions from the County will be made at contractually required rates, actuarially determined. Based on this assumption, the RHIA OPEB plan's fiduciary net position was projected to be available to make all projected RHIA OPEB payments for current active and inactive employees. Therefore, the long-term expected rate of return on RHIA OPEB plan investments was applied to all periods of projected benefit payments to determine the total RHIA OPEB asset.

GASB 74 generally requires that a blended discount rate be used to measure the total OPEB asset or liability. The long-term expected return on plan investments may be used to discount the related assets or liabilities to the extent that the plan's fiduciary net position (fair value of assets) is projected to cover benefit payments and administrative expenses. A 20-year high quality (AA/Aa or higher) municipal bond rate must be used for periods where fiduciary net position is not projected to cover benefit payments and administrative costs.

Sensitivity analysis of the County's proportionate share of the net RHIA OPEB asset to changes in the discount rate

The following presents the County's proportionate share of the net RHIA OPEB asset calculated using the discount rate of 6.9 percent, as well as what the County's proportionate share of the net RHIA OPEB asset would be if it were calculated using a discount rate that is 1-percentage-point lower (5.9 percent) or 1-percentage-point higher (7.9 percent) than the current rate:

	1% Decrease (5.9)%	Current Discount Rate (6.9)%	1% Increase (7.9)%
County's proportionate share of the net OPEB liability (asset)	\$ (11,541)	\$ (12,805)	\$ (13,889)

MULTNOMAH COUNTY, OREGON
NOTES TO BASIC FINANCIAL STATEMENTS
For the Year Ended June 30, 2023
(dollar amounts expressed in thousands)

Long-term expected rate of return

To develop an analytical basis for the selection of the investment return assumption, in June 2021, the OPERS Board reviewed long-term real return outlooks developed by Milliman’s capital market outlook team for each of the asset classes in which the plan is invested based on the Oregon Investment Council’s (OIC) long-term target asset allocation, and combined those real return outlooks with a 2.4 percent inflation assumption to develop nominal expected returns. Since the OIC uses broader asset classes than those for which Milliman's investment professionals develop long-term assumptions, Milliman received assistance from Meketa, OIC's primary consultant, to map each OIC asset class to the classes shown below. Each asset class assumption is based on a consistent set of underlying assumptions, including the inflation assumption. These assumptions are not based on average historical returns, but instead are based on a forward-looking capital market economic model. Based on the target allocation and investment return assumptions for each of the asset classes, the model's 50th percentile output is developed as follows:

Asset Class	Target Allocation	20-Year Annualized Geometric Mean
Global Equity	30.62 %	5.85 %
Private Equity	25.50	7.71
Core Fixed Income	23.75	2.73
Real Estate	12.25	5.66
Master Limited Partnerships	0.75	5.71
Infrastructure	1.50	6.26
Commodities	0.63	3.10
Hedge Fund of Funds - Multistrategy	1.25	5.11
Hedge Fund Equity-Hedge	0.63	5.31
Hedge Fund - Macro	5.62	5.06
US Cash	(2.50)	1.76
Portfolio - net of investment expenses	100.00 %	6.31 %
Assumed Inflation - Mean		2.40 %

MULTNOMAH COUNTY, OREGON
NOTES TO BASIC FINANCIAL STATEMENTS
For the Year Ended June 30, 2023
(dollar amounts expressed in thousands)

Multnomah County Postretirement Retiree Medical and Life Insurance Plan

Plan description. The County also administers a single-employer defined benefit healthcare and life insurance plan (the Plan) per the requirements of collective bargaining agreements. Benefit provisions are established through negotiations between the County and representatives of collective bargaining units. The Plan states the County shall pay 50 percent of the monthly medical insurance premium on behalf of a County retiree and his/her eligible dependents from the retiree's 58th birthday or date of retirement, whichever is later, until the retiree's 65th birthday, death or eligibility for Medicare, whichever is earlier. Retirees must have five years of continuous County service immediately preceding retirement at or after age 58, or ten years of continuous County service immediately preceding retirement prior to age 58. The financial information for the Plan is reported within the County's financial statements. The Plan does not have audited financial statements and does not issue a publicly available financial report.

Plan benefits

Funding policy. A trust fund has not been established to hold resources for the payment of benefits for the total OPEB obligation. Contribution requirements are negotiated between the County and union representatives. The Plan offers retirees a health benefit equal to half of their monthly premium; retirees are required to pay the other half. The County's regular health care benefit providers underwrite the retirees' policies. Retirees may not convert the benefit into an in-lieu payment to secure coverage under independent plans. The County is contractually obligated by collective bargaining agreements to cover 50 percent of the annual premium costs, which are two percent of annual covered payroll to fund the Plan.

Governmental funds that liquidate other postemployment benefits for the Plan include: the General Fund, Federal/State Program Fund, Coronavirus (COVID-19) Response Fund, Preschool for All Program Fund, Multnomah County Library Capital Construction Fund, Road Fund, Animal Control Fund, Willamette River Bridges Fund, Library Fund, Land Corner Preservation Fund, Inmate Welfare Fund, Justice Services Special Operations Fund, Video Lottery Fund, Supportive Housing Fund, Downtown Courthouse Capital Fund, Library Capital Construction Fund, Capital Improvement Fund, Information Technology Capital Fund, Asset Preservation Fund, Health Headquarters Capital Fund, and Burnside Bridge Fund.

At the date of the last valuation, January 1, 2023, there were 445 retirees enrolled in the OPEB medical benefit and 2,530 retirees with life coverage. Retirees with medical insurance noted excludes post-age 65 retirees who are not covering their pre-age 65 spouses and/or dependents, as the County does not incur any liability from those participants. In addition, retirees may enroll in dental insurance at their own cost; the County does not incur any liability for retiree dental coverage.

MULTNOMAH COUNTY, OREGON
NOTES TO BASIC FINANCIAL STATEMENTS
For the Year Ended June 30, 2023
(dollar amounts expressed in thousands)

The required contribution is based on projected pay-as-you-go financing requirements. For fiscal year 2023, the County contributed \$6,933 to the Plan, of which \$3,422 was explicitly contributed as part of the contractual obligation described above; the remaining \$3,158 represents the implicit subsidy derived from active employee contributions. In addition, administrative expenses of \$353 are considered explicit contributions.

Actuarial methods and assumptions used in developing total OPEB liability

The total OPEB liability based on the January 1, 2023 valuation was determined using the following actuarial methods and assumptions:

Measurement date	1/1/2023
Actuarial assumptions:	
Discount rate:	
As of January 1, 2022	2.06 percent
As of January 1, 2023	3.72 percent
	(Bond Buyer 20-Bond GO Index as of December 31, 2020 and December 30, 2021, and December 29, 2022)
Healthcare cost trends	Ranges from 6.2 percent in 2024 decreasing to 3.9 percent in 2048
Wage inflation rate	3.4 percent per year
Salary merit increase rates	Rates used in 2020 OPERS experience study
Mortality	Rates used in 2020 OPERS experience study

Actuarial valuations of an ongoing plan involve estimates of the value of reported amounts and assumptions about the probability of occurrence of events into the future. Examples include assumptions about future employment, mortality and healthcare cost trends. Amounts determined regarding the funded status of the plan and the annual required contributions of the employer are subject to continual revisions as actual results are compared with past expectations and new estimates are made about the future.

Projections of benefits for financial reporting purposes are based on the substantive plan (the plan as understood by the employer and the plan members), which includes the types of benefits provided at the time of each valuation and the historical pattern of sharing of benefit costs between the employer and the plan members to that point. The actuarial methods and assumptions used include techniques that are designed to reduce the effects of short-term volatility in actuarial accrued liability (AAL) and the actuarial value of assets, consistent with the long-term perspective of the calculations.

In the January 1, 2023 actuarial valuation, the entry age normal actuarial cost method was used. Under this method, the actuarial present value of the projected benefits of each individual is allocated on a level basis over the earnings or service of the individual between date of hire and assumed retirement date.

MULTNOMAH COUNTY, OREGON
NOTES TO BASIC FINANCIAL STATEMENTS
For the Year Ended June 30, 2023
(dollar amounts expressed in thousands)

Changes since the last valuation

The discount rate was changed to match the yield on a 20-year general obligation bond. Health care cost trend rates were updated. The assumed percentage of retirees electing coverage was reduced from 83 to 82 percent. The assumed difference in spouse age for female retirees was updated to better reflect recent experience. The spouse coverage rate for Local 88 retirees was updated to better reflect recent experience.

Changes in total OPEB liability

The table below shows the changes in the total OPEB liability during the measurement period ending on January 1, 2023:

Changes in Total OPEB Liability	Total OPEB Liability
Balance at January 1, 2022	\$ 123,162
Changes for the year:	
Service cost	8,187
Interest	2,554
Differences between expected and actual experience	6,499
Changes of assumptions	(12,612)
Benefit payments:	
Explicit subsidy	(3,422)
Implicit subsidy	(3,158)
Net changes	(1,952)
Balance at January 1, 2023	\$ 121,210

During the measurement year, the total OPEB liability decreased by \$1,952. The service cost and interest cost increased the total OPEB liability by \$10,741 while benefit payments reduced the total OPEB liability by \$6,580.

There was a change in assumptions during the measurement year increasing the discount rate, which decreased the total OPEB liability by approximately \$12,612. There was a liability gain during the year due to actual health trend rates being lower than expected, which increased the total OPEB liability by approximately \$6,499.

MULTNOMAH COUNTY, OREGON
NOTES TO BASIC FINANCIAL STATEMENTS
For the Year Ended June 30, 2023
(dollar amounts expressed in thousands)

Sensitivity analysis of the County’s Plan for total OPEB liability to changes in the discount rate

Changes in the discount rate affect the measurement of the total OPEB liability. Lower discount rates produce a higher total OPEB liability and higher discount rates produce a lower total OPEB liability. The table below shows the sensitivity of the total OPEB liability to the discount rate.

	1% Decrease	Current Discount Rate	1% Increase
	<u>2.72%</u>	<u>3.72%</u>	<u>4.72%</u>
Total OPEB liability	\$ 129,377	\$ 121,210	\$ 113,578

A one percent decrease in the discount rate increases the total OPEB liability by approximately 6.7 percent and a one percent increase in the discount rate decreases the total OPEB liability by approximately 6.3 percent.

Sensitivity analysis of the County’s Plan for total OPEB liability to changes in the healthcare trends

Changes in the healthcare trends also affect the measurement of the total OPEB liability. Lower healthcare trends produce a lower total OPEB liability and higher healthcare trends produce a higher total OPEB liability. The table below shows the sensitivity of the total OPEB liability to the healthcare trends.

	1% Decrease	Healthcare Trend	1% Increase
	<u>110,174</u>	<u>121,210</u>	<u>134,062</u>
Total OPEB liability	\$ 110,174	\$ 121,210	\$ 134,062

A one percent decrease in the healthcare trends decreases the total OPEB liability by approximately 9.1 percent and a one percent increase in the healthcare trends increases the total OPEB liability by approximately 10.6 percent.

MULTNOMAH COUNTY, OREGON
NOTES TO BASIC FINANCIAL STATEMENTS
For the Year Ended June 30, 2023
(dollar amounts expressed in thousands)

OPEB deferred inflows and outflows of resources

The table below summarizes the current balances of deferred outflows and inflows of resources related to the Plan along with the net recognition over the next five years and the total recognition thereafter, if any.

Schedule of Deferred Outflows / (Inflows) of Resources	Deferred Outflows of Resources	Deferred Inflows of Resources	Net Deferred Outflows / (Inflows) of Resources
Differences between expected and actual experience	\$ 6,408	\$ (12,021)	\$ (5,613)
Changes in assumptions	5,377	(12,706)	(7,329)
Subtotal	11,785	(24,727)	(12,942)
Contributions subsequent to the measurement date:			
Explicit subsidy	1,222	-	1,222
Implicit subsidy	2,051	-	2,051
Administrative expenses	134	-	134
Total contributions subsequent to measurement date	3,407	-	3,407
Net deferred outflows / (inflows) of resources	<u>\$ 15,192</u>	<u>\$ (24,727)</u>	<u>\$ (9,535)</u>

Amounts reported as deferred outflows due to contributions subsequent to the measurement date will be recognized as a reduction of the total OPEB liability in the year ending June 30, 2024. Other amounts reported as deferred outflows and deferred inflows of resources will be recognized in OPEB expense (income) as follows:

Fiscal Year Ending June 30,	Future Recognition of OPEB Expense (Income)
2024	\$ (3,398)
2025	(3,929)
2026	(807)
2027	(1,866)
2028	(2,070)
Thereafter	(872)
Total	<u>\$ (12,942)</u>

The impacts of experience gains or losses and assumption changes on the total OPEB liability are recognized in expense over the average expected remaining service life of all active and inactive members of the Plan. As of the measurement date, this recognition period was seven years.

During the year, actual experience differed from assumed experience decreasing the total OPEB liability by \$6,499. Approximately \$928 is recognized in the current year and an identical amount will be recognized in each of the next six years. Unrecognized experience gains from prior years were \$15,909, of which \$3,887, was recognized in the current year.

MULTNOMAH COUNTY, OREGON
NOTES TO BASIC FINANCIAL STATEMENTS
For the Year Ended June 30, 2023
(dollar amounts expressed in thousands)

Unrecognized experience losses from prior years was \$1,136, of which \$298 is recognized in the current year. As of January 1, 2023 unrecognized experience gains and losses from the current and prior years result in deferred inflows of resources of approximately \$12,021 and a deferred outflow of resources of approximately \$6,408.

In addition, changes in assumptions increased the total OPEB liability by approximately \$12,611. Approximately \$1,801 is recognized in the current year and an identical amount will be recognized in each of the next six years. Unrecognized assumption changes from prior years that increased the total OPEB liability by \$4,540, of which \$1,064 is recognized in the current year. As of January 1, 2023, unrecognized assumption changes from the current and prior years result in a deferred outflow of resources of approximately \$5,377 and a deferred inflow of resources of approximately \$12,706.

Aggregated information on OPEB plans

For the year ended June 30, 2023, the County recognized a net OPEB expense of \$115. The aggregate balance of the County's total OPEB liability, deferred outflows of resources, deferred inflows of resources, and expense (income) related to other postemployment benefits for the County Plan and OPERS RHIA as of June 30, 2023 is as follows:

	County Plan	OPERS RHIA	Totals
Governmental activities:			
Net OPEB asset (liability)	\$ (108,263)	\$ 11,470	\$ (96,793)
Deferred outflows	13,569	4,370	17,939
Deferred inflows	(22,086)	(2,913)	(24,999)
OPEB expense (income)	(1,519)	(589)	(2,108)
Total governmental activities	<u>(118,299)</u>	<u>12,338</u>	<u>(105,961)</u>
Business-type activities:			
Net OPEB asset (liability)	(12,947)	1,335	(11,612)
Deferred outflows	1,623	509	2,132
Deferred inflows	(2,641)	(339)	(2,980)
OPEB expense (income)	2,616	(393)	2,223
Total business-type activities	<u>(11,349)</u>	<u>1,112</u>	<u>(10,237)</u>
Totals:			
Net OPEB asset (liability)	(121,210)	12,805	(108,405)
Deferred outflows	15,192	4,879	20,071
Deferred inflows	(24,727)	(3,252)	(27,979)
OPEB expense (income)	1,097	(982)	115
Totals	<u>\$ (129,648)</u>	<u>\$ 13,450</u>	<u>\$ (116,198)</u>

MULTNOMAH COUNTY, OREGON
NOTES TO BASIC FINANCIAL STATEMENTS
For the Year Ended June 30, 2023
(dollar amounts expressed in thousands)

D. Employee retirement systems, pension plans and deferred compensation plan

State of Oregon Public Employees Retirement System

Plan description. The County is a participating employer in the Oregon Public Employee Retirement System (OPERS), a cost-sharing multiple-employer defined benefit public employee pension plan. The County also maintains a defined contribution plan for the purpose of individual retirement savings through OPERS: the Individual Account Program (IAP). Employees hired before August 29, 2003 belong to the Tier One/Tier Two Retirement Benefit Program (established pursuant to ORS Chapter 238), while employees hired on or after August 29, 2003 belong to the OPSRP Pension Program (established pursuant to ORS Chapter 238A). OPERS is administered under Oregon Revised Statutes Chapter 238 and Internal Revenue Service 401(a) by the Public Employees Retirement Board (OPERS Board).

OPERS, a fiduciary fund of the State of Oregon, issues an annual comprehensive financial report that can be obtained from Oregon Public Employees Retirement System, P.O. Box 23700, Tigard, Oregon 97281, or at: <https://www.oregon.gov/pers/Pages/Financials/Actuarial-Financial-Information.aspx>.

Summary of significant accounting policies – basis of accounting and valuation of investments. For purposes of measuring the net pension liability, deferred outflows of resources and deferred inflows of resources related to pensions, and pension expense, information about the fiduciary net position of the OPERS plan and additions to/deductions from OPERS' fiduciary net position have been determined using the accrual basis of accounting, same as the OPERS plan. Plan member contributions are recognized in the period in which contributions are due, pursuant to legal (or statutory) requirements. The County's contributions are recognized when due and a formal commitment to provide the contributions has been made. Benefits and refunds are recognized when due and payable in accordance with the terms of the plan. All plan investments are recognized at fair value as determined by OPERS.

Plan Benefits

All benefits of the System are established by the legislature pursuant to ORS Chapters 238 and 238A.

Tier One/Tier Two Retirement Benefits

Tier One/Tier Two Retirement Benefit plan is closed to new members hired on or after August 29, 2003.

Pension benefits. The OPERS retirement allowance is payable monthly for life. It may be selected from 13 retirement benefit options. These options include survivorship benefits and lump-sum refunds. The basic benefit is based on years of service and final average salary. A percentage (2 percent for police and fire employees, 1.67 percent for general service employees) is multiplied by the number of years of service and the final average salary. Benefits may also be calculated under a formula plus annuity (for members who were contributing before August 21, 1981) or a money match computation if a greater benefit results.

MULTNOMAH COUNTY, OREGON
NOTES TO BASIC FINANCIAL STATEMENTS
For the Year Ended June 30, 2023
(dollar amounts expressed in thousands)

A member is considered vested and will be eligible at a minimum retirement age for a service retirement allowance if he or she has had a contribution in each of five calendar years or has reached at least 50 years of age before ceasing employment with a participating employer (age 45 for police and fire members). General service employees may retire after reaching age 55. Police and fire members are eligible after reaching age 50. Tier One general service employee benefits are reduced if retirement occurs prior to age 58 with fewer than 30 years of service. Police and fire member benefits are reduced if retirement occurs prior to age 55 with fewer than 25 years of service. Tier Two members are eligible for full benefits at age 60. The ORS Chapter 238 Defined Benefit Pension Plan is closed to new members hired on or after August 29, 2003.

Death benefits. Upon the death of a non-retired member, the beneficiary receives a lump-sum refund of the member's account balance (accumulated contributions and interest). In addition, the beneficiary will receive a lump-sum payment from employer funds equal to the account balance, provided one or more of the following conditions are met:

- The member was employed by an OPERS employer at the time of death,
- The member died within 120 days after termination of OPERS-covered employment,
- The member died as a result of injury sustained while employed in an OPERS-covered job, or
- The member was on an official leave of absence from an OPERS-covered job at the time of death.

Disability benefits. A member with 10 or more years of creditable service who becomes disabled from other than duty-connected causes may receive a non-duty disability benefit. A disability resulting from a job-incurred injury or illness qualifies a member for disability benefits regardless of the length of OPERS-covered service. Upon qualifying for either a non-duty or duty disability, service time is computed to age 58 (55 for police and fire members) when determining the monthly benefit.

Benefit changes after retirement. Members may choose to continue participation in a variable equities investment account after retiring and may experience annual benefit fluctuations due to changes in the fair value of equity investments. Under ORS 238.360, monthly benefits are adjusted annually through cost-of-living adjustments (COLA). Under current law, the cap on COLA is 2 percent, blended based on service, and graded (1.25 percent/0.5 percent).

OPSRP Pension Program

Pension benefits. The Pension Program (ORS Chapter 238A) provides benefits to members hired on or after August 29, 2003. This portion of OPSRP provides a life pension funded by employer contributions. Benefits are calculated by formula for members who attain normal retirement age.

- For general service members, 1.5 percent is multiplied by the number of years of service and the final average salary. Normal retirement age for general service members is age 65, or age 58 with 30 years of retirement credit. For police and fire members, 1.8 percent is multiplied by the number of years of service and the final average salary.
- Normal retirement age for police and fire members are age 60 or age 53 with 25 years of retirement credit. To be classified as a police and fire member, the individual must have been employed continuously as a police and fire member for at least five years immediately preceding retirement.

MULTNOMAH COUNTY, OREGON
NOTES TO BASIC FINANCIAL STATEMENTS
For the Year Ended June 30, 2023
(dollar amounts expressed in thousands)

A member of the OPSRP Pension Program becomes vested on the earliest of the following dates: the date the member completes 600 hours of service in each of five calendar years, the date the member reaches normal retirement age, and, if the pension program is terminated, the date on which termination becomes effective.

Death benefits. Upon the death of a non-retired member, the spouse or other person who is constitutionally required to be treated in the same manner as the spouse receives for life 50 percent of the pension that would otherwise have been paid to the deceased member. The surviving spouse or other person may elect to delay payment of the death benefit, but payment must commence no later than December 31 of the calendar year in which the member would have reached 70-1/2 years.

Disability benefits. A member who has accrued 10 or more years of retirement credits before the member becomes disabled or a member who becomes disabled due to job-related injury shall receive a disability benefit of 45 percent of the member's salary determined as of the last full month of employment before the disability occurred.

Benefit changes after retirement. Under ORS 238A.210 monthly benefits are adjusted annually through cost-of-living adjustments (COLA). Under current law, the cap on COLA is 2 percent, blended based on service, and graded (1.25 percent/0.5 percent).

Contributions

Funding policy. OPERS funding policy provides for periodic member and employer contributions at rates established by the Public Employees Retirement Board, subject to limits set in statute. The rates established for member and employer contributions were approved based on the recommendations of the System's third-party actuary. These contributions, expressed as a percentage of covered payroll, are intended to accumulate sufficient assets to pay benefits when due. This funding policy applies to the OPERS defined benefit plan and the other postemployment plan.

Governmental funds that liquidate pension benefits include: the General Fund, Federal/State Program Fund, Coronavirus (COVID-19) Fund, Preschool for All Program Fund, Multnomah County Library Capital Construction Fund, Road Fund, Animal Control Fund, Willamette River Bridges Fund, Library Fund, Land Corner Preservation Fund, Inmate Welfare Fund, Justice Services Special Operations Fund, Video Lottery Fund, Supportive Housing Fund, Downtown Courthouse Capital Fund, Library Capital Construction Fund, Capital Improvement Fund, Information Technology Fund, Asset Preservation Fund, Health Headquarters Capital Fund, and Burnside Bridge Fund.

Covered employees are required to contribute 6 percent of their salary to the Plan, but the employer is allowed to pay any or all of the employees' contribution in addition to the required employer's contribution. The County has elected to contribute the 6 percent "pick-up" or \$27,632 of the employees' contribution for the year ended June 30, 2023; of which \$5,166 was redirected to the Employee Pension Stability Account by OPERS. The remaining \$22,466 of this "pick-up" is allocated to each employee's Individual Account Program (IAP).

MULTNOMAH COUNTY, OREGON
NOTES TO BASIC FINANCIAL STATEMENTS
For the Year Ended June 30, 2023
(dollar amounts expressed in thousands)

The County's employer contribution rates for the year ended June 30, 2023 were 20.91 percent for Tier One/Tier Two members, 15.26 percent for OPSRP General Service members, and 19.62 percent for OPSRP Police and Fire members. The County's total contributions, excluding the IAP 6 percent "pick-up," for the year ended June 30, 2023 were:

	Contributions
Pension benefits	\$ 63,539
OPSRP defined benefit	38,441
Subtotal	101,980
Side account	31,250
Side account amortization	(15,001)
Side account subtotal	16,249
Total defined benefit pension	\$ 118,229
Total IAP benefits	\$ 27,632
RHIA benefits	\$ 48

Pension liabilities, pension expense, and deferred outflows of resources and deferred inflows of resources related to pensions

For the fiscal year ended June 30, 2023, the County reported a liability of \$541,251 for its proportionate share of the collective OPERS net pension liability. The collective net pension liability was measured as of June 30, 2022, using the actuarial valuation of December 31, 2020. The County's proportion of the collective net pension liability was based on a projection of the County's long-term share of contributions to the pension plan relative to the projected contributions of all participating employers, actuarially determined. The County's proportionate share at June 30, 2023 and June 30, 2022 was 3.535 and 3.315 percent respectively, resulting in a decrease of 0.2196 percent.

MULTNOMAH COUNTY, OREGON
NOTES TO BASIC FINANCIAL STATEMENTS
For the Year Ended June 30, 2023
(dollar amounts expressed in thousands)

For the year ended June 30, 2023, the County recognized a total negative pension expense of \$34,194 which was reclassified as revenue. The balance of the County's net pension liability, deferred outflows of resources, deferred inflows of resources, and expense related to the pension as of June 30, 2023 is as follows:

	Pension
Governmental activities:	
Net pension liability	\$ (484,804)
Deferred outflows	247,995
Deferred inflows	(150,878)
Expense related to pension	(40,710)
Total governmental activities	(428,397)
Business-type activities:	
Net pension liability	(56,447)
Deferred outflows	28,875
Deferred inflows	(17,567)
Expense related to pension	6,516
Total business-type activities	(38,623)
Totals:	
Net pension liability	(541,251)
Deferred outflows	276,870
Deferred inflows	(168,445)
Expense related to pension	(34,194)
Totals	\$ (467,020)

The County reported deferred outflows of resources and deferred inflows of resources related to pensions from the following sources:

	Deferred Outflows of Resources	Deferred Inflows of Resources	Net Deferred Outflows / (Inflows) of Resources
Schedule of Deferred Outflows / (Inflows) of Resources			
Differences between expected and actual experience	\$ 26,273	\$ (3,375)	\$ 22,898
Changes of assumptions	84,925	(776)	84,149
Net difference between projected and actual earnings on investments	-	(96,765)	(96,765)
Changes in proportionate share	30,335	(4,395)	25,940
Differences between employer contributions and proportionate share of contributions	17,108	(63,134)	(46,026)
Total (prior to post-measurement date (MD) contributions)	158,641	(168,445)	(9,804)
Contributions subsequent to the MD	118,229	-	118,229
Net deferred outflows / (inflows) of resources	\$ 276,870	\$ (168,445)	\$ 108,425

MULTNOMAH COUNTY, OREGON
NOTES TO BASIC FINANCIAL STATEMENTS
For the Year Ended June 30, 2023
(dollar amounts expressed in thousands)

The total deferred outflows of resources of \$118,229, were reported related to pension contributions subsequent to the measurement date, and will be recognized as a reduction of the net pension liability in the year ending June 30, 2024.

In addition to these deferred outflows, the County made an additional side account payment for \$25,000. Side accounts are treated as a deferred outflow for contributions in excess of the County's proportionate share of contributions in subsequent years and amortized. The County received an allotment from the Employer Incentive Fund for \$6,250 for their participation in OPERS. There was an amortization of OPERS side accounts for a reduction of \$15,001.

Other amounts reported by the County as deferred outflows of resources and deferred inflows of resources related to pensions will be recognized in pension expense and a reduction of the net pension liability/collective net pension liability in subsequent years as follows:

Fiscal Year Ending June 30,	Differences Between Expected and Actual Experience	Changes in Assumptions	Net Difference Between Projected and Actual Earnings on Investments	Changes in Proportionate Share	Difference Between Employer Contributions and Proportionate Share of Contributions	Net Deferred Outflows/ (Inflows) of Resources
2024	\$ 11,463	\$ 25,771	\$ (30,393)	\$ 4,996	\$ (6,710)	\$ 5,127
2025	6,989	22,726	(36,548)	5,376	(7,516)	(8,973)
2026	3,997	22,962	(65,054)	5,809	(12,320)	(44,606)
2027	823	11,116	35,230	6,415	(13,245)	40,339
2028	(374)	1,574	-	3,342	(6,235)	(1,693)
Total	<u>\$ 22,898</u>	<u>\$ 84,149</u>	<u>\$ (96,765)</u>	<u>\$ 25,938</u>	<u>\$ (46,026)</u>	<u>\$ (9,806)</u>

MULTNOMAH COUNTY, OREGON
NOTES TO BASIC FINANCIAL STATEMENTS
For the Year Ended June 30, 2023
(dollar amounts expressed in thousands)

Actuarial methods and assumptions used in developing total pension liability

The total pension liability based on the December 31, 2020 actuarial valuation was determined using the following actuarial methods and assumptions:

Valuation Date	December 31, 2020
Measurement date	June 30, 2022
Experience Study	2020, published July 20, 2021
Actuarial Cost Method	Entry Age Normal
Actuarial assumptions:	
Inflation rate	2.4 percent
Long-Term Expected Rate of Return	6.9 percent
Discount rate	6.9 percent
Projected salary increases	3.4 percent
Cost of Living Adjustments (COLA)	Blend of 2.00% COLA and graded COLA (1.25%/0.15%) in accordance with Moro decision, blend based on service
Mortality	<p><i>Healthy retirees and beneficiaries:</i> Pub-2010 Healthy Retiree, sex-distinct, generational with Unisex, Social Security Data Scale, with job category adjustments and set-backs as described in the valuation.</p> <p><i>Active members:</i> Pub-2010 Employees, sex-distinct, generational with Unisex, Social Security Data Scale, with job category adjustments and set-backs as described in the valuation.</p> <p><i>Disabled retirees:</i> Pub-2010 Disabled Retiree, sex-distinct, generational with Unisex, Social Security Data Scale, with job category adjustments and set-backs as described in the valuation.</p>

Actuarial valuations of an ongoing plan involve estimates of the value of projected benefits and assumptions about the probability of events far into the future. Actuarially determined amounts are subject to continual revision as actual results are compared to past expectations and new estimates are made about the future. Experience studies are performed as of December 31 of even numbered years. The methods and assumptions shown above are based on the 2020 Experience Study, which reviewed the four year period ended on December 31, 2020.

MULTNOMAH COUNTY, OREGON
NOTES TO BASIC FINANCIAL STATEMENTS
For the Year Ended June 30, 2023
(dollar amounts expressed in thousands)

Discount rate

The discount rate used to measure the total pension liability of the Plan was 6.9 percent. The projection of cash flows used to determine the discount rate assumed that contributions from plan members and those of the contributing employers are made at the contractually required rates, as actuarially determined. Based on those assumptions, the Plan’s fiduciary net position was projected to be available to make all projected future benefit payments of current Plan members. Therefore, the long-term expected rate of return on Plan investments was applied to all periods of projected benefit payments to determine the total pension liability.

GASB 68 generally requires that a blended discount rate be used to measure the total pension liability. The long-term expected return on plan investments may be used to discount liabilities to the extent that the plan's fiduciary net position (fair value of assets) is projected to cover benefit payments and administrative expenses. A 20-year high quality (AA/Aa or higher) municipal bond rate must be used for periods where fiduciary net position is not projected to cover benefit payments and administrative costs.

Sensitivity analysis of the County’s proportionate share of the net pension liability to changes in the discount rate

The following presents the County’s proportionate share of the net pension liability calculated using the discount rate of 6.9 percent, as well as what the County’s proportionate share of the net pension liability would be if it were calculated using a discount rate that is 1-percentage-point lower (5.9 percent) or 1-percentage-point higher (7.9 percent) than the current rate:

	1% Decrease 5.9%	Current Discount Rate 6.9%	1% Increase 7.9%
County's proportionate share of the net pension liability	\$ 959,863	\$ 541,251	\$ 190,893

Long-term expected rate of return

To develop an analytical basis for the selection of the investment return assumption, in July 2021, the OPERS Board reviewed long-term real return outlooks developed by Milliman’s capital market outlook team for each of the asset classes in which the plan is invested based on the Oregon Investment Council’s (OIC) long-term target asset allocation, and combined those real return outlooks with a 2.4 percent inflation assumption to develop nominal expected returns. Since the OIC uses broader asset classes than those for which Milliman's investment professionals develop long-term assumptions, Milliman received assistance from Meketa, OIC's primary consultant, to map each OIC asset class to the classes shown below.

MULTNOMAH COUNTY, OREGON
NOTES TO BASIC FINANCIAL STATEMENTS
For the Year Ended June 30, 2023
(dollar amounts expressed in thousands)

Each asset class assumption is based on a consistent set of underlying assumptions, including the inflation assumption. These assumptions are not based on average historical returns, but instead are based on a forward-looking capital market economic model. Based on the target allocation and investment return assumptions for each of the asset classes, the model's 50th percentile output is developed as follows:

Asset Class	Target Allocation	20-Year Annualized Geometric Mean
Global Equity	30.62%	5.85%
Private Equity	25.50%	7.71%
Core Fixed Income	23.75%	2.73%
Real Estate	12.25%	5.66%
Master Limited Partnerships	0.75%	5.71%
Infrastructure	1.50%	6.26%
Commodities	0.63%	3.10%
Hedge Fund of Funds - Multistrategy	1.25%	5.11%
Hedge Fund Equity-Hedge	0.63%	5.31%
Hedge Fund – Macro	5.62%	5.06%
US Cash	-2.50%	1.76%
Portfolio - Net of Investment Expenses	100.00%	6.31%
Assumed Inflation - Mean		2.40%

OPSRP Individual Account Program

The defined contribution pension plan (called the Individual Account Program or IAP) is provided to all members or their beneficiaries who are OPERS or OPSRP eligible. State statutes require covered employees to contribute 6 percent of their annual covered salary to the IAP plan effective January 1, 2004. Multnomah County has elected to pay all of the employees' required IAP contributions. Although OPERS members retain their existing OPERS account, all current member contributions are deposited into the member's IAP account. The liability outstanding at June 30, 2023 was \$1,195 for the amount associated with the final year-end payroll and is included in the net pension liability in the *Statement of Net Position*.

Pension benefits. The IAP member becomes vested on the date the employee account is established or on the date when the rollover account was established. If the employer makes optional employer contributions for a member, the member becomes vested on the earliest of the following dates: the date the member completes 600 hours of service in each of five calendar years, the date the member reaches normal retirement age, the date the IAP is terminated, the date the active member becomes disabled, or the date the active member dies.

MULTNOMAH COUNTY, OREGON
NOTES TO BASIC FINANCIAL STATEMENTS
For the Year Ended June 30, 2023
(dollar amounts expressed in thousands)

Upon retirement, a member of the OPSRP IAP may receive the amounts in his or her employee account, rollover account, and vested employer account as a lump-sum payment or in equal installments over a 5-, 10-, 15-, 20-year period or an anticipated life span option. Each distribution option has a \$200 minimum distribution limit.

Death benefits. Upon the death of a non-retired member, the beneficiary receives in a lump sum the member's account balance, rollover account balance, and vested employer optional contribution account balance. If a retired member dies before the installment payments are completed, the beneficiary may receive the remaining installment payments or choose a lump-sum payment.

Record keeping. OPERS contracts with VOYA Financial to maintain IAP participant records.

Deferred Compensation Plan

Plan description. The County offers employees a voluntary deferred compensation plan (the Plan) administered by the County. The Plan is a defined contribution plan created in accordance with Internal Revenue Code Section 457. The County's deferred compensation committee has the authority to establish or amend the plan provisions. The Plan is available to any individual who is an elected official of the County or who is employed by the County in a regular position after completing 30 days of service, and permits them to defer a portion of their salary until future years.

Participation in the plan is voluntary. Contributions are made through salary withholdings from participating employees up to the amounts specified in the code. No contributions are required from the County.

Amounts deferred are not available to employees until termination, retirement, death, or unforeseeable emergency. All assets and income of the Plan are held in trust for the exclusive benefit of the participants and their beneficiaries. No Plan assets have been used for purposes other than the payment of benefits. At June 30, 2023, the amount deferred and investment earnings thereon, adjusted to fair value, amount to \$617,865. The amounts accumulated under the Plan including investment earnings, are excluded from the financial statements of the County. Though the Plan is unaudited, private rulings by the Internal Revenue Service have been positive.

MULTNOMAH COUNTY, OREGON
NOTES TO BASIC FINANCIAL STATEMENTS
For the Year Ended June 30, 2023
(dollar amounts expressed in thousands)

E. Tax abatements

As of fiscal year end, Multnomah County provided no tax abatements directly.

Tax abatements granted by other governments

As of June 30, 2023, Multnomah County participated in seven tax abatement programs. The Residential Rehabilitation Property program is not currently being utilized. These programs are administered by outside municipalities that impact the County's property tax revenues.

Low Income Rental Housing Program (ORS 307.540 to 307.548)

The State of Oregon's Low Income Rental Housing program (LIRH) provides property tax abatements to encourage nonprofit organizations to help fill the need for low-income housing. The LIRH program allows a city or county to abate property taxes for low-income rental housing owned or being purchased by a nonprofit corporation. The property must be in use as housing or must be held for that purpose. Qualifying nonprofit corporations must be exempt from federal income tax [Section 501(c)(3) or (4) of the Internal Revenue Code] and upon liquidation distribute remaining assets to other tax-exempt charitable organizations or the State of Oregon. The nonprofit corporation must certify that the income level of each renter is at or below sixty percent of area median income, which is determined by the State Housing Council based on information from the U.S. Department of Housing and Urban Development. In addition, the nonprofit corporation must describe how the abatement will benefit project residents. This program will sunset as of June 30, 2027 (ORS 307.541).

Enterprise Zone Programs (ORS 285C.050-.255)

The State of Oregon's Enterprise Zone Programs (EZ) allow for property tax abatements on qualified real and personal property owned or leased and newly placed into service by a qualified business in an enterprise zone. Property taxes on qualified property are abated for three years; however, the abatement period may be increased to a total of four or five consecutive years.

In order to qualify for the abatement, the business must meet all of the conditions outlined in ORS 285C.135 and 285C.200, such as engaging in eligible business operations and increasing zone employment by the greater of one additional job or 10 percent. In order to be eligible, property of the business must satisfy applicable timing, lease, location and minimal cost requirements, described in ORS 285C.180. Property is disqualified if it is used for an ineligible activity, such as retail operations, or if the business substantially curtails operations or closes during the abatement period. If property becomes disqualified, prior abated taxes are billed for payment.

MULTNOMAH COUNTY, OREGON
NOTES TO BASIC FINANCIAL STATEMENTS
For the Year Ended June 30, 2023
(dollar amounts expressed in thousands)

New Housing Homebuyer Opportunity Limited Tax Exemption (ORS 307.651 to 307.687)

The City of Portland, Oregon's Homebuyer Opportunity Limited Tax Exemption (HOLTE) program abates the real property taxes billed on the residential improvement value for a 10-year period, while the land remains taxable. At the end of the 10-year abatement period, the taxes due will reflect the full assessed value of the property. Homes approved for the HOLTE program must sell for less than the annually established price cap to homebuyers who will live in the homes and meet program income requirements. There is a 100-unit cap on the number of new applications approved each year, although the cap does not apply to applications for properties including long-term affordability covenants.

Core Area Multi-Unit & Transit Oriented Development-GR/PDX (ORS 307.600 to 307.637)

This State of Oregon's Core Area Multi-Unit program (CAMU) provides property tax abatements to stimulate the construction of rental housing in the core areas of Oregon's urban centers to improve the balance between the residential and commercial nature of those areas. The CAMU program also encourages city programs emphasizing the development of vacant or underused sites in the core areas with rental rates accessible to a broad range of the general public. The CAMU program provides property tax abatements for multiple family rental housing (excluding land) in core, light rail station, and transit oriented areas for up to ten successive years. The abatement does not include the land or any improvements not part of the multiple unit housing, but may include parking constructed as part of the multiple unit housing construction, addition or conversion. In the case of a structure to which improvements are added or the structure is converted, only the addition or conversion value is abated. This program will sunset as of June 30, 2032.

Residential Rehabilitation Property (ORS 308.450 to 308.481)

The Residential Rehabilitation Housing Program (RRH) encourages the rehabilitation of existing units in substandard condition and the conversion of transient accommodations to permanent residential units. The RRH program also supports the conversion of nonresidential structures to permanent residential units in order to make these units sound additions to the housing stock of the state.

A city or county may abate property taxes on any value that is attributed to the rehabilitation of housing or conversion of buildings for housing (single or multifamily) for 10 years. If the housing is at least 25 years old at the time of application, it may qualify if it has undergone rehabilitation during or after September 13, 1975, and before January 1, 2017. The rehabilitation must have cost at least five percent of the assessed value of the property before rehabilitation. Regardless of the age of the housing, it may qualify if it has undergone rehabilitations that cost at least 50 percent of the assessed value of the property before rehabilitation.

In addition, the property must satisfy these four conditions:

- Before rehabilitation, fail to comply with one or more standards of applicable building or housing codes
- Be residential units of which at least 50 percent are for non-transient occupants
- If owner-occupied, be in a distressed area as designated by the city or county
- Approved for abatement by the city or county.

MULTNOMAH COUNTY, OREGON
NOTES TO BASIC FINANCIAL STATEMENTS
For the Year Ended June 30, 2023
(dollar amounts expressed in thousands)

A property's value is frozen at its value before rehabilitation for 10 years. However, if the owners of the property enter into a low-income rental assistance contract with a government agency during this time, and if the contract expires after the ten-year period, the property value remains frozen through the term of the contract. Generally, only city or county taxes on qualified property are abated. However, if districts representing at least 51 percent of the taxes on the property pass resolutions supporting the abatement, then the abatement applies to the taxes of all districts. This program will sunset as of June 30, 2027, however there are currently no properties under this program.

Historic Property (ORS 358.475 to 358.565)

The Historic Property Program allows qualified historic property to be specially assessed at a frozen value for 10 years. The specially assessed value is the assessed value at the time of application for abatement. The assessed value cannot exceed the assessed value at the time of application; increased value from improvements or inflation is exempt for 10 years. Applications for special assessment must be approved by the State Historical Preservation Officer. Applicants must pay a fee and file a plan for proposed rehabilitation and maintenance.

Property is dropped from this special assessment at the end of the 10-year period, but can qualify for a second 10-year period if reapplication is approved and the local government (city, or county if not located in a city) does not prohibit it (by resolution). Approval of reapplication requires plans for significant investment in seismic upgrades, energy conservation, or disability access. Following the second 10-year period, the property can no longer qualify.

If, during the course of a special assessment term, the historic property is disqualified, either at the owner's request or from failure to meet the requirements, the tax savings from having a frozen value must be repaid. The additional tax and interest is equal to the sum of the tax benefit received for each year of special assessment as historic property. In addition, a penalty of 15 percent of the back taxes and interest owed is levied upon the disqualified property owner. However, if the property is destroyed or substantially altered by acts of nature or other events for which the owner is not responsible, or transferred to a tax-exempt owner, or transferred to a new owner who expressly assents to and continues to implement the preservation plan in effect, no additional tax or penalty is charged.

Senate Bill 192, passed in 2009, made several changes to the historic property tax special assessment program including:

- Special assessment period reduced from 15 years to 10;
- As part of a submitted preservation plan, applicants must commit to expending ten percent of the property's real market value (at time of first year's special assessment) within the first five years of special assessment;
- Property owners must now submit progress reports concerning the original preservation plan to the State Historical Preservation Officer in the third, sixth, and ninth years of special assessment;
- The application fee was reduced from one-third of one percent of real market value to one-tenth of one percent of the assessed value of the property at time of application;
- Qualifying properties no longer have to be open to public sight-seeing at least one day per year;
- Restricted tax benefits for converting historic property to condominium use.

MULTNOMAH COUNTY, OREGON
NOTES TO BASIC FINANCIAL STATEMENTS
For the Year Ended June 30, 2023
(dollar amounts expressed in thousands)

Riparian Habitat Land (ORS 308A.350 to 308A.383)

The State of Oregon Riparian Habitat Land program specifies that property taxation for property designated as riparian land by the State Department of Fish and Wildlife is abated. Designated riparian land must be privately owned streambeds, and the land under adjacent vegetation influenced by the proximity to water, but which does not extend more than 100 feet from the stream bank.

The following types of designated riparian land qualify for the abatement:

- Lands located outside urban growth boundaries (UGB) and zoned as forest or agricultural (including range land) in compliance with statewide planning goals.
- Lands that were outside a UGB and zoned as forest or agricultural (including range land) as of July 1, 1997, but are no longer outside a UGB or so zoned, qualify. The landowner must apply for riparian designation within five years of the change.
- Lands within city and urban growth boundaries may qualify if the city and county authorize the abatement (ORS 308A.360).

The Department of Fish and Wildlife can designate land as riparian habitat land if the owner has developed and implemented a plan for continued protection of the land using approved rehabilitation techniques. The department cannot approve more than 200 miles (increased from 100 miles in 1997) of private stream bank in any one county per year.

The abatement continues until withdrawn by the owner or use is incompatible with riparian use. Upon withdrawal or disqualification, an additional tax equal to the sum of the tax benefit for each year abated (up to five years) is due.

The abatement value is based on farm use assessed value as the alternative to riparian abatement. When land is specially assessed as farm, forest, or open space before riparian designation, any additional tax for a change in designation to riparian is abated.

For the fiscal year ended June 30, 2023, Multnomah County abated property taxes totaling \$19,094 under these programs:

Tax Abatement Programs	Taxes Abated Fiscal Year Ended June 30, 2023
Tax abatements granted by other governments:	
Low Income Rental Housing Program	\$ 8,580
Enterprise Zone Programs	4,121
New Housing Homebuyer Opportunity Limited Tax Exemptions	956
Core Area Multi-Unit and Transit Oriented Development	3,897
Historic Property (2 Term, 10 Year, and 15 Year)	1,535
Riparian Habitat Land	5
Total property taxes abated	\$ 19,094

MULTNOMAH COUNTY, OREGON
NOTES TO BASIC FINANCIAL STATEMENTS
For the Year Ended June 30, 2023
(dollar amounts expressed in thousands)

F. Subsequent events

Labor agreements status

There are five labor agreements, of the thirteen between Multnomah County and its employees, which are not yet finalized. The status of each at the time of publication is given below:

- International Union of Painters and Allied Trades District Council 5, Local 1094, AFL-CIO and the Multnomah County Board of County Commissioners have agreed on a new contract for the period July 1, 2023 - June 30, 2027.
- International Brotherhood of Electrical Workers (IBEW) - Local 48, AFL-CIO and the Multnomah County Board of County Commissioners have agreed on a new contract for the period July 1, 2023 - June 30, 2027.
- Multnomah County Employees Union - Dentists, Local 88-5, AFSCME, AFL-CIO has received an agreement final offer from Multnomah County on October, 27, 2023.
- Multnomah County Employees Union - Juvenile Custody Services Specialists Unit (JCSS), Local 88-6, AFSCME, AFL-CIO and the Multnomah County Board of County Commissioners have agreed on a new contract for the period July 1, 2023 - June 30, 2026.
- Multnomah County Employees Union - Pharmacists, Local 88-4, AFSCME AFL-CIO is a new bargaining unit with Multnomah County and currently has reached a tentative agreement.

(This page intentionally left blank.)

REQUIRED SUPPLEMENTARY INFORMATION

TABLE OF CONTENTS

- I. Postemployment benefits other than pensions
- II. Employee retirement systems, pension plans
- III. Notes to required supplementary information - Employee retirement systems, pension plans

(This page intentionally left blank.)

(This page intentionally left blank.)

MULTNOMAH COUNTY, OREGON
REQUIRED SUPPLEMENTARY INFORMATION
For the Year Ended June 30, 2023
(dollar amounts expressed in thousands)

I. Postemployment benefits other than pensions:

State of Oregon Public Employees Retirement System - Retirement Health Insurance Account:

Schedule of Proportionate Share of Net OPEB - RHIA (Asset) Liability
Other Post Employment Benefits
Last Seven Fiscal Years*

Year Ended June 30,	(a) County's Proportion of the Net OPEB Liability (Asset)	(b) County's Proportionate Share of the Net OPEB Liability (Asset)	(c) County's Covered Payroll**	(b/c) County's Proportionate Share of the Net OPEB Liability (Asset) as a Percentage of its Covered Payroll	Plan Fiduciary Net Position as a Percentage of the Total OPEB Liability
2023	3.60374%	\$ (12,805)	\$ 423,129	-3.03%	194.66%
2022	2.61822%	(8,991)	404,049	-2.23%	183.86%
2021	11.98700%	(24,425)	396,481	-6.16%	78.08%
2020	2.02880%	(3,920)	382,776	-1.02%	83.10%
2019	3.38934%	(3,783)	362,524	-1.04%	86.82%
2018	3.34736%	(1,397)	352,909	-0.40%	86.09%
2017	3.41600%	928	335,282	0.28%	80.53%

**This schedule is presented to illustrate the requirements to show information for 10 years. However, until a full 10-year trend has been compiled, information is presented only for the years for which the required supplementary information is available.*

***As of the measurement date, which is one year in arrears.*

Schedule of OPEB - RHIA Contributions
Other Post Employment Benefits
Last Seven Fiscal Years*

Year Ended June 30,	(a) Statutorily Required Contributions	(b) Contributions in Relation to the Statutorily Required Contribution	(a-b) Contribution Deficiency (Excess)	(c) County's Covered Payroll	(b/c) Contributions as a Percent of Covered Payroll
2023	\$ 48	\$ 48	-	\$ 469,351	0.01%
2022	89	89	-	423,129	0.02%
2021	70	70	-	404,049	0.02%
2020	856	856	-	396,481	0.22%
2019	1,006	1,006	-	382,776	0.26%
2018	1,641	1,641	-	362,524	0.45%
2017	1,678	1,678	-	352,909	0.48%

**This schedule is presented to illustrate the requirements to show information for 10 years. However, until a full 10-year trend has been compiled, information is presented only for the years for which the required supplementary information is available.*

MULTNOMAH COUNTY, OREGON
REQUIRED SUPPLEMENTARY INFORMATION
For the Year Ended June 30, 2023
(dollar amounts expressed in thousands)

Multnomah County Postretirement Medical and Life Insurance Plan:

Schedule of Changes
in Total OPEB Liability and Related Ratios
Last Six Years*

<u>Total OPEB Liability</u>	<u>2023</u>	<u>2022</u>	<u>2021</u>	<u>2020</u>	<u>2019</u>	<u>2018</u>
Service cost	\$ 8,187	\$ 8,434	\$ 7,422	\$ 5,965	\$ 7,519	\$ 6,815
Interest	2,554	2,708	3,329	4,480	4,338	4,419
Changes of benefit terms	-	-	-	(98)	-	-
Differences between expected and actual experience	6,499	(8,861)	1,257	(3,143)	(15,208)	831
Changes of assumptions	(12,612)	477	172	10,558	(6,651)	2,889
Benefit payments	<u>(6,580)</u>	<u>(6,229)</u>	<u>(6,638)</u>	<u>(5,921)</u>	<u>(6,221)</u>	<u>(5,993)</u>
Net changes in total OPEB liability	(1,952)	(3,471)	5,542	11,841	(16,223)	8,961
Total OPEB liability - beginning	<u>123,162</u>	<u>126,633</u>	<u>121,091</u>	<u>109,250</u>	<u>125,473</u>	<u>116,512</u>
Total OPEB liability - ending	<u>\$ 121,210</u>	<u>\$ 123,162</u>	<u>\$ 126,633</u>	<u>\$ 121,091</u>	<u>\$ 109,250</u>	<u>\$ 125,473</u>
Covered employee payroll**	\$ 459,147	\$ 427,521	\$ 406,492	\$ 411,321	\$ 375,508	\$ 356,084
Total OPEB liability as a percentage of employee payroll	26.40%	28.81%	31.15%	29.44%	29.09%	35.24%

*This schedule is presented to illustrate the requirements to show information for 10 years. However, until a full 10-year trend had been compiled, information is presented only for years for which the required supplementary information is available.

**As of the measurement date, which is one year in arrears.

Notes to the Schedule:

There are no assets accumulated in a trust that meets the criteria of GASB codification P22.101 or P52.101 to pay related benefits for the County's other postemployment plan.

Changes in assumptions. The discount rate was changed to match the yield on a 20-year general obligation bond.

Health care cost trend rates were updated.

The assumed percentage of retirees electing coverage was reduced from 83% to 82%.

The assumed difference in spouse age for female retirees was updated to better reflect recent experience.

The spouse coverage rate for Local 88 retirees was updated to better reflect recent experience.

MULTNOMAH COUNTY, OREGON
REQUIRED SUPPLEMENTARY INFORMATION
For the Year Ended June 30, 2023
(dollar amounts expressed in thousands)

II . Employee retirement systems, pension plan:

State of Oregon Public Employees Retirement System:

Schedule of Proportionate Share of Net Pension Liability (Asset)
Oregon Public Employees Retirement System
Last Ten Fiscal Years

Fiscal Year Ended June 30,	(a) County's Proportion of the Net Pension Liability (Asset)	(b) County's Proportionate Share of the Net Pension Liability (Asset)	(c) County's Covered Payroll*	(b/c) County's Proportionate Share of the Net Pension Liability (Asset) as a Percentage of its Covered Payroll	Plan Fiduciary Net Position as a Percentage of the Total Pension Liability
2023	3.53%	\$ 541,251	\$ 423,129	127.92%	84.55%
2022	3.32%	396,720	404,049	98.19%	87.57%
2021	3.34%	728,099	392,149	185.67%	78.08%
2020	3.36%	581,413	371,464	156.52%	83.10%
2019	3.35%	507,736	355,893	142.67%	86.82%
2018	3.49%	470,736	312,572	150.60%	86.09%
2017	3.51%	526,781	304,993	172.72%	80.53%
2016	3.59%	206,128	303,774	67.86%	91.88%
2015	3.42%	(77,474)	284,960	(27.19)%	103.59%
2014	3.42%	174,421	268,327	65.00%	91.97%

The amounts presented for each fiscal year were actuarial determined at December 31 and rolled forward to the measurement date.

**As of the measurement date, which is one year in arrears.*

MULTNOMAH COUNTY, OREGON
REQUIRED SUPPLEMENTARY INFORMATION
For the Year Ended June 30, 2023
(dollar amounts expressed in thousands)

Schedule of Pension Contributions
Oregon Public Employees Retirement System
Last Ten Fiscal Years*

Year Ended June 30,	(a) Statutorily Required Contributions	(b) Contributions in Relation to the Statutorily Required Contribution	(a-b) Contribution Deficiency (Excess)*	(c) County's Covered Payroll	(b/c) Contributions as a Percent of Covered Payroll
2023	\$ 86,979	\$ 118,229	\$ (31,250)	\$ 469,351	25.19%
2022	74,291	74,291	-	423,129	17.56%
2021	59,919	59,919	-	404,049	14.83%
2020	91,682	122,932	(31,250)	392,149	31.35%
2019	30,347	55,347	(25,000)	371,464	14.90%
2018	50,244	75,244	(25,000)	355,893	21.14%
2017	37,962	62,962	(25,000)	312,572	20.14%
2016	36,661	36,661	-	304,993	12.02%
2015	29,772	29,772	-	303,774	9.80%
2014	28,158	28,158	-	284,960	9.88%

The amounts presented for each fiscal year were actuarial determined at December 31 and rolled forward to the measurement date.

**Excess contributions represent contributions to side accounts which provide rate relief.*

MULTNOMAH COUNTY, OREGON
REQUIRED SUPPLEMENTARY INFORMATION
For the Year Ended June 30, 2023
(dollar amounts expressed in thousands)

III. Notes to required supplementary information - Employee retirement systems, pension plan:

State of Oregon Public Employees Retirement System:

There were no key changes of actuarial methods and assumptions since the December 31, 2020 actuarial valuation. The key changes from the previous actuarial valuation are described below and are still being used.

Changes in actuarial methods and assumptions

A summary of key changes implemented since the December 31, 2019 valuation are described briefly below. Additional details and a comprehensive list of changes in methods and assumptions can be found in the 2020 Experience Study for the System, which was published in July 2021, and can be found at: <https://www.oregon.gov/pers/Documents/Financials/Actuarial/2021/2020-Experience-Study.pdf>

Allocation of liability for service segments:

For purposes of allocating Tier One/Tier Two members' actuarial accrued liability among multiple employers, the valuation uses a weighted average of the Money Match methodology and the Full Formula methodology used by PERS when a member retires. The weights are determined based on the prevalence of each formula among the current Tier One/Tier Two population. For the December 31, 2018 and December 31, 2019 valuations, the Money Match was weighted 10 percent for general service members and zero percent for police and fire members. For the December 31, 2020 valuation, this weighting has been adjusted to 9 percent for general service members and 1 percent for police and fire members, based on a projection of the proportion of the liability attributable to Money Match benefits at those valuation dates.

Changes in economic assumptions:

Administrative expenses. The administrative expense assumptions were updated to \$59 million per year combined for Tier 1/Tier 2 and OPSRP. Previously these were assumed to be \$32.5 million per year and \$8 million per year, respectively.

Healthcare cost inflation. The healthcare cost inflation for the maximum RHIPA subsidy was updated based on analysis performed by Milliman's healthcare actuaries. This analysis included the consideration of the excise tax scheduled to be introduced by the Affordable Care Act. The Further Consolidated Appropriations Act passed in December 2019 repealed the excise tax, and as a result no adjustment is required for the proposed trend assumption. It is possible that the COVID-19 pandemic could have a material impact on the projected costs.

Changes in demographic assumptions:

There were no changes in demographic assumptions.

COMBINING AND INDIVIDUAL FUND STATEMENTS AND SCHEDULES GOVERNMENTAL FUNDS

General Fund*

Special Revenue Funds

- Federal/State Program Fund (Major)*
- Coronavirus (COVID-19) Response Fund (Major)*
- Preschool For All Program Fund (Major)*
- Road Fund
- Bicycle Path Construction Fund
- Recreation Fund
- County School Fund
- Animal Control Fund
- Willamette River Bridges Fund
- Library Fund
- Special Excise Tax Fund
- Land Corner Preservation Fund
- Inmate Welfare Fund
- Justice Services Special Operations Fund
- Oregon Historical Society Levy Fund
- Video Lottery Fund
- Library District Fund
- Supportive Housing Fund

Debt Service Funds

- Capital Debt Retirement Fund
- General Obligation Bond Fund
- PERS Bond Sinking Fund

Capital Projects Funds

- Multnomah County Library Capital Construction Fund (Major)*
- Downtown Courthouse Capital Fund
- Asset Replacement Revolving Fund
- Financed Projects Fund
- Library Capital Construction Fund
- Capital Improvement Fund
- Information Technology Capital Fund
- Asset Preservation Fund
- Health Headquarters Capital Fund
- Sellwood Bridge Replacement Fund
- Hansen Building Replacement Fund
- Library District Capital Fund
- Burnside Bridge Fund
- Behavioral Health Resource Center Capital Fund
- Justice Center Capital Fund
- Joint Office of Homeless Services Capital Fund

* Major funds are reported in Fund Financial Statements

(This page intentionally left blank.)

(This page intentionally left blank.)

MULTNOMAH COUNTY, OREGON
Combining Balance Sheet
Nonmajor Governmental Funds
June 30, 2023
(amounts expressed in thousands)

	<u>Special Revenue Funds</u>	<u>Debt Service Funds</u>	<u>Capital Projects Funds</u>	<u>Total</u>
ASSETS				
Unrestricted:				
Cash and investments	\$ 36,654	\$ 43,458	\$ 60,978	\$ 141,090
Receivables:				
Taxes	3,284	-	-	3,284
Accounts, net	1,004	128	398	1,530
Inventories	277	-	-	277
Prepays and deposits	555	-	45	600
Restricted:				
Cash and investments	168,265	2,739	109,521	280,525
Receivables:				
Taxes	22,020	1,042	-	23,062
Accounts, net	17,749	-	8	17,757
Total assets	<u>\$ 249,808</u>	<u>\$ 47,367</u>	<u>\$ 170,950</u>	<u>\$ 468,125</u>
LIABILITIES				
Liabilities payable from unrestricted assets:				
Accounts payable	\$ 4,667	\$ -	\$ 3,653	\$ 8,320
Payroll payable	70	-	38	108
Liabilities payable from restricted assets:				
Accounts payable	36,484	-	2,019	38,503
Payroll payable	1,244	-	-	1,244
Unearned revenue	10	-	-	10
Total liabilities	<u>42,475</u>	<u>-</u>	<u>5,710</u>	<u>48,185</u>
DEFERRED INFLOWS OF RESOURCES				
Restricted:				
Resources not yet available:				
Property taxes	2,181	875	-	3,056
Total deferred inflows of resources	<u>2,181</u>	<u>875</u>	<u>-</u>	<u>3,056</u>
FUND BALANCES				
Nonspendable	832	-	45	877
Restricted	168,115	2,906	107,510	278,531
Committed	15,211	43,586	56,663	115,460
Assigned	20,994	-	1,022	22,016
Total fund balances	<u>205,152</u>	<u>46,492</u>	<u>165,240</u>	<u>416,884</u>
Total liabilities, deferred inflows of resources and fund balances	<u>\$ 249,808</u>	<u>\$ 47,367</u>	<u>\$ 170,950</u>	<u>\$ 468,125</u>

MULTNOMAH COUNTY, OREGON
Combining Statement of Revenues, Expenditures, and Changes in Fund Balances
Nonmajor Governmental Funds
For the Year Ended June 30, 2023
(amounts expressed in thousands)

	Special Revenue Funds	Debt Service Funds	Capital Projects Funds	Total
REVENUES				
Taxes	\$ 151,044	\$ 52,994	\$ -	\$ 204,038
Payments in lieu of taxes	149	-	-	149
Intergovernmental	221,505	258	18,619	240,382
Licenses and permits	2,221	-	31,317	33,538
Charges for services	7,812	590	628	9,030
Interest	6,621	2,285	3,086	11,992
Non-governmental grants	2,170	-	1,500	3,670
Service reimbursements	391	61,915	24,732	87,038
Miscellaneous	129	-	2	131
Total revenues	<u>392,042</u>	<u>118,042</u>	<u>79,884</u>	<u>589,968</u>
EXPENDITURES				
Current:				
General government	-	25,013	-	25,013
Health services	-	-	4,656	4,656
Social services	85,486	-	74	85,560
Public safety and justice	7,904	-	6,066	13,970
Community services	48,036	-	17,476	65,512
Library services	75,947	-	2,787	78,734
Roads, bridges, and bike path improvements	60,103	-	16,141	76,244
Capital outlay	38,551	-	17,579	56,130
Debt service:				
Principal	-	69,837	-	69,837
Interest	-	41,276	54	41,330
Total expenditures	<u>316,027</u>	<u>136,126</u>	<u>64,833</u>	<u>516,986</u>
Revenues over (under) expenditures	<u>76,015</u>	<u>(18,084)</u>	<u>15,051</u>	<u>72,982</u>
OTHER FINANCING SOURCES (USES)				
Transfers in	92,932	25,000	40,956	158,888
Transfers out	(112,614)	-	(3,939)	(116,553)
Issuance of debt	-	-	25,095	25,095
Right-of-use financing	743	-	368	1,111
Total other financing sources (uses)	<u>(18,939)</u>	<u>25,000</u>	<u>62,480</u>	<u>68,541</u>
Net change in fund balances	57,076	6,916	77,531	141,523
Fund balances - beginning	<u>148,076</u>	<u>39,576</u>	<u>87,709</u>	<u>275,361</u>
Fund balances - ending	<u>\$ 205,152</u>	<u>\$ 46,492</u>	<u>\$ 165,240</u>	<u>\$ 416,884</u>

(This page intentionally left blank.)

NONMAJOR SPECIAL REVENUE FUNDS

These funds are used to account for and report the proceeds of specific revenue sources that are restricted, committed or assigned to expenditures for specified purposes other than debt service or capital projects. A special revenue fund can be used if 30 percent or more of the resources recorded in the fund are either restricted or committed as defined in the adopted Financial and Budget Policies. Funds included are:

- **Road Fund** - In accordance with Oregon Revised Statutes (ORS) 366.739 - 366.774 and ORS 368.705, accounts for revenues primarily received from the State of Oregon Motor Vehicle Fee apportionment, County gasoline taxes, federal reserve yield, and interest income. Expenditures are restricted by Article IX, Section 3A of the Constitution of the State of Oregon and consist of construction, repair, maintenance, and operations of public highways and roads.
- **Bicycle Path Construction Fund** - accounts for one percent of the State of Oregon Motor Vehicle fees collected pursuant to ORS 366.514. Expenditures are restricted under Oregon law for bicycle path construction and maintenance.
- **Recreation Fund** - The revenues are from the County Marine Fuel Tax. Under an intergovernmental agreement with Metro entered in 1994, transferred revenues to Metro are restricted to be used for the purpose of development, administration, operation and maintenance of those County facilities transferred to Metro pursuant to this agreement.
- **County School Fund** - accounts for Forest Reserve yield revenues from the State of Oregon pursuant to ORS 293.560 and 294.060 for distribution to the County School districts.
- **Animal Control Fund** - accounts for revenues from dog and cat licenses and animal control fees per ORS 609.100. Cash transfers are made to the General Fund for animal control services programs. The fund also contains donations that are restricted by the donors to be used for programs or projects related to Animal Services
- **Willamette River Bridges Fund** - accounts for State of Oregon motor vehicle fees and County gasoline taxes. Restricted Federal and State revenue sharing funding is also recorded in the Willamette River Bridges Fund. Expenditures are for inspections and maintenance of County bridges.
- **Library Fund** - accounts for the Multnomah County Library operations. The principal source of revenue is reimbursement from the Library District pursuant to an intergovernmental agreement.
- **Special Excise Tax Fund** - accounts for a portion of the County's transient lodging taxes collected from all hotels and motels in the County and motor vehicle rental taxes collected from rental agencies. Expenditures are restricted to the Convention Center, visitor development purposes, regional arts and culture purposes and other uses pursuant to MCC 11.300 through 11.499.
- **Land Corner Preservation Fund** - accounts for the collection of recording fees on of real property transactions and surveying activities. Expenditures are made for the establishment , re-establishments, and maintenance of public corners of governmental surveys pursuant to ORS 203.148.

Continued

- **Inmate Welfare Fund** - accounts for the proceeds from the sale of all jail commissary items. Expenditures are made for food and supplies for inmates in County jails. Excess funds are used on inmate amenities such as recreation equipment for the institutions. Ending balances in this fund are committed per Board of County Commissioners Resolution 2011-035.
- **Justice Services Special Operations Fund** - accounts for revenues and expenditures that are dedicated to Justice Services and Operations. Revenues are primarily from various fees and fines, including probation fees, criminal processing assessment fees, conciliation court fees, ambulance franchise fees, forfeitures, video lottery, alarm permits, concealed weapon permits, gun ordinance fees and liquor license fees (ORS 471.166) collected for civil processing inspections. Where a County ordinance or Board resolution restricts resources recorded in this fund, any remaining balances will be accounted for as committed. Any unrestricted ending balances will be transferred to the General Fund at year-end.
- **Oregon Historical Society Levy Fund** - accounts for the five year local option levy revenues collected on behalf of the Oregon Historical Society and four east county historical societies. The funding is passed through to support the history library, museum and educational programs.
- **Video Lottery Fund** - accounts for revenues received from the Oregon State Lottery. Expenditures are restricted to furthering economic development per House Bill 3188 passed during the Regular Session of the 76th Oregon Legislative Assembly.
- **Library District Fund** - accounts for the revenues and expenditures of the Multnomah Library District. The primary source of revenue is property tax collections related to the permanent rate passed by the voters of Multnomah County for the creation of the Multnomah County Library District on July 1, 2013. Additional sources of revenue include fines and grants. The expenditures are made pursuant to an intergovernmental agreement for library services provided by Multnomah County Library. Library operations will continue out of the Library Fund, with periodic reimbursements from the Multnomah County Library District Fund to the Library Fund per the intergovernmental agreement. (Also, this fund, along with the Library District Capital Construction Fund is reported as a blended component unit.
- **Supportive Housing Fund** - accounts for revenues received from Visitors Facilities Trust Fund (Livability and Safety Support Services) Funds will be used for support services and programs for people experiencing homelessness, or who are at risk of becoming homeless, and services and programs addressing community livability and safety concerns associated with homelessness. This fund accounts for revenues and expenditures for supportive housing for those people experience homelessness. "HereTogether Program" revenues are derived from tax revenues passed through from Metro.

(This page intentionally left blank.)

MULTNOMAH COUNTY, OREGON
Combining Balance Sheet
Nonmajor Special Revenue Funds
June 30, 2023
(amounts expressed in thousands)

	<u>Road</u>	<u>Bicycle Path Construction</u>	<u>Recreation</u>	<u>County School</u>	<u>Animal Control</u>
ASSETS					
Unrestricted:					
Cash and investments	\$ 3,242	\$ -	\$ -	\$ -	\$ -
Receivables:					
Taxes	-	-	-	-	-
Accounts, net	255	-	-	-	-
Inventories	277	-	-	-	-
Prepays and deposits	13	-	-	-	-
Restricted:					
Cash and investments	17,873	122	36	-	2,411
Receivables:					
Taxes	1,123	-	-	-	-
Accounts, net	5,915	-	-	-	-
Total assets	<u>\$ 28,698</u>	<u>\$ 122</u>	<u>\$ 36</u>	<u>\$ -</u>	<u>\$ 2,411</u>
LIABILITIES					
Liabilities payable from unrestricted assets:					
Accounts payable	\$ -	\$ -	\$ -	\$ -	\$ -
Payroll payable	-	-	-	-	-
Liabilities payable from restricted assets:					
Accounts payable	11,112	-	36	-	127
Payroll payable	134	-	-	-	-
Unearned revenue	-	-	-	-	-
Total liabilities	<u>11,246</u>	<u>-</u>	<u>36</u>	<u>-</u>	<u>127</u>
DEFERRED INFLOWS OF RESOURCES					
Restricted:					
Resources not yet available:					
Property taxes	-	-	-	-	-
Total deferred inflows of resources	<u>-</u>	<u>-</u>	<u>-</u>	<u>-</u>	<u>-</u>
FUND BALANCES					
Nonspendable	290	-	-	-	-
Restricted	13,665	122	-	-	2,284
Committed	-	-	-	-	-
Assigned	3,497	-	-	-	-
Total fund balances	<u>17,452</u>	<u>122</u>	<u>-</u>	<u>-</u>	<u>2,284</u>
Total liabilities, deferred inflows of resources and fund balances	<u>\$ 28,698</u>	<u>\$ 122</u>	<u>\$ 36</u>	<u>\$ -</u>	<u>\$ 2,411</u>

<u>Willamette River Bridges</u>	<u>Library</u>	<u>Special Excise Tax</u>	<u>Land Corner Preservation</u>	<u>Inmate Welfare</u>	<u>Justice Services Special Operations</u>	<u>Oregon Historical Society Levy</u>
\$ 2,378	\$ 1,127	\$ 1,511	\$ -	\$ 324	\$ 346	\$ -
-	-	3,284	-	-	-	-
-	-	18	-	-	481	-
-	-	-	-	-	-	-
17	492	-	-	-	-	-
5,810	3,407	-	3,653	-	78	40
-	81	-	9	-	-	96
9,819	256	-	1	-	108	-
<u>\$ 18,024</u>	<u>\$ 5,363</u>	<u>\$ 4,813</u>	<u>\$ 3,663</u>	<u>\$ 324</u>	<u>\$ 1,013</u>	<u>\$ 136</u>
\$ -	\$ -	\$ 4,622	\$ -	\$ 29	\$ 16	\$ -
-	-	-	-	7	63	-
1,449	2,105	-	362	-	4	-
89	946	-	20	-	14	-
-	10	-	-	-	-	-
<u>1,538</u>	<u>3,061</u>	<u>4,622</u>	<u>382</u>	<u>36</u>	<u>97</u>	<u>-</u>
-	81	-	-	-	-	79
-	81	-	-	-	-	79
17	492	-	-	-	-	-
14,091	602	-	3,281	-	168	57
-	-	191	-	288	-	-
2,378	1,127	-	-	-	748	-
<u>16,486</u>	<u>2,221</u>	<u>191</u>	<u>3,281</u>	<u>288</u>	<u>916</u>	<u>57</u>
<u>\$ 18,024</u>	<u>\$ 5,363</u>	<u>\$ 4,813</u>	<u>\$ 3,663</u>	<u>\$ 324</u>	<u>\$ 1,013</u>	<u>\$ 136</u>

(Continued)

MULTNOMAH COUNTY, OREGON
Combining Balance Sheet
Nonmajor Special Revenue Funds
June 30, 2023
(amounts expressed in thousands)

	<u>Video Lottery</u>	<u>Library District</u>	<u>Supportive Housing Fund</u>	<u>Total</u>
ASSETS				
Unrestricted:				
Cash and investments	\$ -	\$ 9,342	\$ 18,384	\$ 36,654
Receivables:				
Taxes	-	-	-	3,284
Accounts, net	-	250	-	1,004
Inventories	-	-	-	277
Prepays and deposits	-	-	33	555
Restricted:				
Cash and investments	1,124	21,225	112,486	168,265
Receivables:				
Taxes	-	2,497	18,214	22,020
Accounts, net	1,650	-	-	17,749
Total assets	<u>\$ 2,774</u>	<u>\$ 33,314</u>	<u>\$ 149,117</u>	<u>\$ 249,808</u>
LIABILITIES				
Liabilities payable from unrestricted assets:				
Accounts payable	\$ -	\$ -	\$ -	\$ 4,667
Payroll payable	-	-	-	70
Liabilities payable from restricted assets:				
Accounts payable	1,209	-	20,080	36,484
Payroll payable	-	-	41	1,244
Unearned revenue	-	-	-	10
Total liabilities	<u>1,209</u>	<u>-</u>	<u>20,121</u>	<u>42,475</u>
DEFERRED INFLOWS OF RESOURCES				
Restricted:				
Resources not yet available:				
Property taxes	-	2,021	-	2,181
Total deferred inflows of resources	<u>-</u>	<u>2,021</u>	<u>-</u>	<u>2,181</u>
FUND BALANCES				
Nonspendable	-	-	33	832
Restricted	1,565	21,701	110,579	168,115
Committed	-	-	14,732	15,211
Assigned	-	9,592	3,652	20,994
Total fund balances	<u>1,565</u>	<u>31,293</u>	<u>128,996</u>	<u>205,152</u>
Total liabilities, deferred inflows of resources and fund balances	<u>\$ 2,774</u>	<u>\$ 33,314</u>	<u>\$ 149,117</u>	<u>\$ 249,808</u>

(This page intentionally left blank.)

MULTNOMAH COUNTY, OREGON
Combining Statement of Revenues, Expenditures, and Changes in Fund Balances
Nonmajor Special Revenue Funds
For the Year Ended June 30, 2023
(amounts expressed in thousands)

	<u>Road</u>	<u>Bicycle Path Construction</u>	<u>Recreation</u>	<u>County School</u>	<u>Animal Control</u>
REVENUES					
Taxes	\$ 6,184	\$ -	\$ 36	\$ -	\$ -
Payments in lieu of taxes	112	-	-	37	-
Intergovernmental	50,738	106	-	14	-
Licenses and permits	101	-	-	-	899
Charges for services	602	-	-	-	11
Interest	1,191	-	-	-	62
Non-governmental grants	-	-	-	-	350
Service reimbursements	83	-	-	-	-
Miscellaneous	114	-	-	-	-
Total revenues	<u>59,125</u>	<u>106</u>	<u>36</u>	<u>51</u>	<u>1,322</u>
EXPENDITURES					
Current:					
Social services	-	-	-	-	-
Public safety and justice	-	-	-	-	-
Community services	-	-	36	51	285
Library services	-	-	-	-	-
Roads, bridges, and bike path improvements	50,946	-	-	-	-
Capital outlay	3,960	-	-	-	-
Total expenditures	<u>54,906</u>	<u>-</u>	<u>36</u>	<u>51</u>	<u>285</u>
Revenues over (under) expenditures	<u>4,219</u>	<u>106</u>	<u>-</u>	<u>-</u>	<u>1,037</u>
OTHER FINANCING SOURCES (USES)					
Transfers in	-	-	-	-	-
Transfers out	-	-	-	-	(1,356)
Right-of-use financing	59	-	-	-	-
Total other financing sources (uses)	<u>59</u>	<u>-</u>	<u>-</u>	<u>-</u>	<u>(1,356)</u>
Net change in fund balances	4,278	106	-	-	(319)
Fund balances - beginning	<u>13,174</u>	<u>16</u>	<u>-</u>	<u>-</u>	<u>2,603</u>
Fund balances - ending	<u>\$ 17,452</u>	<u>\$ 122</u>	<u>\$ -</u>	<u>\$ -</u>	<u>\$ 2,284</u>

Willamette River Bridges	Library	Special Excise Tax	Land Corner Preservation	Inmate Welfare	Justice Services Special Operations	Oregon Historical Society Levy
\$ -	\$ 3	\$ 39,099	\$ -	\$ -	\$ -	\$ 3,803
-	-	-	-	-	-	-
17,118	313	-	-	-	812	-
8	-	-	5	1	1,189	-
10	-	-	1,428	1,377	4,380	-
-	22	21	97	7	21	2
-	-	-	-	-	-	-
53	35	-	-	-	220	-
14	1	-	-	-	-	-
<u>17,203</u>	<u>374</u>	<u>39,120</u>	<u>1,530</u>	<u>1,385</u>	<u>6,622</u>	<u>3,805</u>
-	-	-	-	-	-	-
-	-	-	-	1,327	6,577	-
-	-	39,124	-	-	-	3,800
-	75,947	-	-	-	-	-
7,350	-	-	1,807	-	-	-
<u>15,826</u>	<u>17,782</u>	<u>-</u>	<u>-</u>	<u>-</u>	<u>-</u>	<u>-</u>
<u>23,176</u>	<u>93,729</u>	<u>39,124</u>	<u>1,807</u>	<u>1,327</u>	<u>6,577</u>	<u>3,800</u>
<u>(5,973)</u>	<u>(93,355)</u>	<u>(4)</u>	<u>(277)</u>	<u>58</u>	<u>45</u>	<u>5</u>
-	92,932	-	-	-	-	-
-	-	-	-	-	-	-
<u>59</u>	<u>625</u>	<u>-</u>	<u>-</u>	<u>-</u>	<u>-</u>	<u>-</u>
<u>59</u>	<u>93,557</u>	<u>-</u>	<u>-</u>	<u>-</u>	<u>-</u>	<u>-</u>
(5,914)	202	(4)	(277)	58	45	5
<u>22,400</u>	<u>2,019</u>	<u>195</u>	<u>3,558</u>	<u>230</u>	<u>871</u>	<u>52</u>
<u>\$ 16,486</u>	<u>\$ 2,221</u>	<u>\$ 191</u>	<u>\$ 3,281</u>	<u>\$ 288</u>	<u>\$ 916</u>	<u>\$ 57</u>

(Continued)

MULTNOMAH COUNTY, OREGON
Combining Statement of Revenues, Expenditures, and Changes in Fund Balances
Nonmajor Special Revenue Funds
For the Year Ended June 30, 2023
(amounts expressed in thousands)

	<u>Video Lottery</u>	<u>Library District</u>	<u>Supportive Housing Fund</u>	<u>Total</u>
REVENUES				
Taxes	\$ -	\$ 101,919	\$ -	\$ 151,044
Payments in lieu of taxes	-	-	-	149
Intergovernmental	6,080	112	146,212	221,505
Licenses and permits	-	18	-	2,221
Charges for services	-	4	-	7,812
Interest	50	1,683	3,465	6,621
Non-governmental grants	-	1,820	-	2,170
Service reimbursements	-	-	-	391
Miscellaneous	-	-	-	129
Total revenues	<u>6,130</u>	<u>105,556</u>	<u>149,677</u>	<u>392,042</u>
EXPENDITURES				
Current:				
Social services	-	-	85,486	85,486
Public safety and justice	-	-	-	7,904
Community services	4,740	-	-	48,036
Library services	-	-	-	75,947
Roads, bridges, and bike path improvements	-	-	-	60,103
Capital outlay	983	-	-	38,551
Total expenditures	<u>5,723</u>	<u>-</u>	<u>85,486</u>	<u>316,027</u>
Revenues over (under) expenditures	<u>407</u>	<u>105,556</u>	<u>64,191</u>	<u>76,015</u>
OTHER FINANCING SOURCES (USES)				
Transfers in	-	-	-	92,932
Transfers out	-	(111,258)	-	(112,614)
Right-of-use financing	-	-	-	743
Total other financing sources (uses)	<u>-</u>	<u>(111,258)</u>	<u>-</u>	<u>(18,939)</u>
Net change in fund balances	407	(5,702)	64,191	57,076
Fund balances - beginning	<u>1,158</u>	<u>36,995</u>	<u>64,805</u>	<u>148,076</u>
Fund balances - ending	<u>\$ 1,565</u>	<u>\$ 31,293</u>	<u>\$ 128,996</u>	<u>\$ 205,152</u>

MULTNOMAH COUNTY, OREGON
Schedule of Revenues, Expenditures and Changes in Fund Balances - Budget and Actual
Road Fund
For the Year Ended June 30, 2023
(amounts expressed in thousands)

	<u>Budgeted Amounts</u>		<u>Actual</u> <u>Amounts</u>	<u>Variance</u>
	<u>Original</u>	<u>Final</u>		
REVENUES				
Taxes	\$ 6,400	\$ 6,400	\$ 6,184	\$ (216)
Payments in lieu of taxes	96	96	112	16
Intergovernmental	59,421	59,421	50,738	(8,683)
Licenses and permits	80	80	101	21
Charges for services	485	485	602	117
Interest	135	135	1,191	1,056
Service reimbursements	1,698	1,698	83	(1,615)
Miscellaneous	10	10	114	104
Total revenues	<u>68,325</u>	<u>68,325</u>	<u>59,125</u>	<u>(9,200)</u>
EXPENDITURES				
Current:				
Community services	68,907	68,907	54,847	14,060
Contingency	3,780	3,780	-	3,780
Total expenditures	<u>72,687</u>	<u>72,687</u>	<u>54,847</u>	<u>17,840</u>
Net change in fund balances	(4,362)	(4,362)	4,278	8,640
Fund balances - beginning	<u>9,241</u>	<u>9,241</u>	<u>13,174</u>	<u>3,933</u>
Fund balances - ending	<u>\$ 4,879</u>	<u>\$ 4,879</u>	<u>\$ 17,452</u>	<u>\$ 12,573</u>

MULTNOMAH COUNTY, OREGON
Schedule of Revenues, Expenditures and Changes in Fund Balances - Budget and Actual
Bicycle Path Construction Fund
For the Year Ended June 30, 2023
(amounts expressed in thousands)

	<u>Budgeted Amounts</u>		<u>Actual Amounts</u>	<u>Variance</u>
	<u>Original</u>	<u>Final</u>		
REVENUES				
Intergovernmental	\$ 114	\$ 114	\$ 106	\$ (8)
Total revenues	<u>114</u>	<u>114</u>	<u>106</u>	<u>(8)</u>
EXPENDITURES				
Current:				
Community services	114	114	-	114
Total expenditures	<u>114</u>	<u>114</u>	<u>-</u>	<u>114</u>
Net change in fund balances	-	-	106	106
Fund balances - beginning	-	-	16	16
Fund balances - ending	<u>\$ -</u>	<u>\$ -</u>	<u>\$ 122</u>	<u>\$ 122</u>

MULTNOMAH COUNTY, OREGON
Schedule of Revenues, Expenditures and Changes in Fund Balances - Budget and Actual
Recreation Fund
For the Year Ended June 30, 2023
(amounts expressed in thousands)

	<u>Budgeted Amounts</u>		<u>Actual Amounts</u>	<u>Variance</u>
	<u>Original</u>	<u>Final</u>		
REVENUES				
Taxes	\$ 40	\$ 40	\$ 36	\$ (4)
Total revenues	<u>40</u>	<u>40</u>	<u>36</u>	<u>(4)</u>
EXPENDITURES				
Current:				
County management	40	40	36	4
Total expenditures	<u>40</u>	<u>40</u>	<u>36</u>	<u>4</u>
Net change in fund balances	-	-	-	-
Fund balances - beginning	-	-	-	-
Fund balances - ending	<u>\$ -</u>	<u>\$ -</u>	<u>\$ -</u>	<u>\$ -</u>

MULTNOMAH COUNTY, OREGON
Schedule of Revenues, Expenditures and Changes in Fund Balances - Budget and Actual
County School Fund
For the Year Ended June 30, 2023
(amounts expressed in thousands)

	<u>Budgeted Amounts</u>		<u>Actual</u> <u>Amounts</u>	<u>Variance</u>
	<u>Original</u>	<u>Final</u>		
REVENUES				
Payments in lieu of taxes	\$ -	\$ -	\$ 37	\$ 37
Intergovernmental	80	80	14	(66)
Total revenues	<u>80</u>	<u>80</u>	<u>51</u>	<u>(29)</u>
EXPENDITURES				
Current:				
Nondepartmental	80	80	51	29
Total expenditures	<u>80</u>	<u>80</u>	<u>51</u>	<u>29</u>
Net change in fund balances	-	-	-	-
Fund balances - beginning	-	-	-	-
Fund balances - ending	<u>\$ -</u>	<u>\$ -</u>	<u>\$ -</u>	<u>\$ -</u>

MULTNOMAH COUNTY, OREGON
Schedule of Revenues, Expenditures and Changes in Fund Balances - Budget and Actual
Animal Control Fund
For the Year Ended June 30, 2023
(amounts expressed in thousands)

	<u>Budgeted Amounts</u>		<u>Actual Amounts</u>	<u>Variance</u>
	<u>Original</u>	<u>Final</u>		
REVENUES				
Licenses and permits	\$ 1,340	\$ 1,340	\$ 899	\$ (441)
Charges for services	13	13	11	(2)
Interest	17	17	62	45
Non-governmental grants	165	165	350	185
Total revenues	<u>1,535</u>	<u>1,535</u>	<u>1,322</u>	<u>(213)</u>
EXPENDITURES				
Current:				
Community services	981	981	285	696
Contingency	1,099	1,099	-	1,099
Total expenditures	<u>2,080</u>	<u>2,080</u>	<u>285</u>	<u>1,795</u>
Revenues over (under) expenditures	<u>(545)</u>	<u>(545)</u>	<u>1,037</u>	<u>1,582</u>
OTHER FINANCING SOURCES (USES)				
Transfers out	(1,784)	(1,784)	(1,356)	428
Total other financing sources (uses)	<u>(1,784)</u>	<u>(1,784)</u>	<u>(1,356)</u>	<u>428</u>
Net change in fund balances	(2,329)	(2,329)	(319)	2,010
Fund balances - beginning	<u>2,329</u>	<u>2,329</u>	<u>2,603</u>	<u>274</u>
Fund balances - ending	<u>\$ -</u>	<u>\$ -</u>	<u>\$ 2,284</u>	<u>\$ 2,284</u>

MULTNOMAH COUNTY, OREGON
Schedule of Revenues, Expenditures and Changes in Fund Balances - Budget and Actual
Willamette River Bridges Fund
For the Year Ended June 30, 2023
(amounts expressed in thousands)

	<u>Budgeted Amounts</u>		<u>Actual Amounts</u>	<u>Variance</u>
	<u>Original</u>	<u>Final</u>		
REVENUES				
Intergovernmental	\$ 22,742	\$ 22,742	\$ 17,118	\$ (5,624)
Licenses and permits	5,370	5,370	8	(5,362)
Charges for services	5	5	10	5
Service reimbursements	695	695	53	(642)
Miscellaneous	-	-	14	14
Total revenues	<u>28,812</u>	<u>28,812</u>	<u>17,203</u>	<u>(11,609)</u>
EXPENDITURES				
Current:				
Community services	35,856	35,856	23,117	12,739
Contingency	15,032	15,032	-	15,032
Total expenditures	<u>50,888</u>	<u>50,888</u>	<u>23,117</u>	<u>27,771</u>
Net change in fund balances	(22,076)	(22,076)	(5,914)	16,162
Fund balances - beginning	<u>22,076</u>	<u>22,076</u>	<u>22,400</u>	<u>324</u>
Fund balances - ending	<u>\$ -</u>	<u>\$ -</u>	<u>\$ 16,486</u>	<u>\$ 16,486</u>

MULTNOMAH COUNTY, OREGON
Schedule of Revenues, Expenditures and Changes in Fund Balances - Budget and Actual
Library Fund
For the Year Ended June 30, 2023
(amounts expressed in thousands)

	<u>Budgeted Amounts</u>		<u>Actual</u> <u>Amounts</u>	<u>Variance</u>
	<u>Original</u>	<u>Final</u>		
REVENUES				
Taxes	\$ -	\$ -	\$ 3	\$ 3
Intergovernmental	100,307	100,437	93,245	(7,192)
Interest	-	-	22	22
Service reimbursements	35	35	35	-
Miscellaneous	-	-	1	1
Total revenues	<u>100,342</u>	<u>100,472</u>	<u>93,306</u>	<u>(7,166)</u>
EXPENDITURES				
Current:				
Library	<u>100,342</u>	<u>100,472</u>	<u>93,104</u>	<u>7,368</u>
Total expenditures	<u>100,342</u>	<u>100,472</u>	<u>93,104</u>	<u>7,368</u>
Net change in fund balances	-	-	202	202
Fund balances - beginning	<u>-</u>	<u>-</u>	<u>2,019</u>	<u>2,019</u>
Fund balances - ending	<u>\$ -</u>	<u>\$ -</u>	<u>2,221</u>	<u>\$ 2,221</u>
Reconciliation to modified accrual basis:				
Reimbursements from the Library District Fund and				
Library District Capital Construction Fund are reported as Transfers in on				
the modified accrual basis, rather than as Intergovernmental revenues:				
Intergovernmental revenues			92,932	
Transfers in			<u>(92,932)</u>	
Fund balances as reported on the Combining Statement of Revenues,				
Expenditures, and Changes in Fund Balances, Nonmajor Special				
Revenue Funds			<u>\$ 2,221</u>	

MULTNOMAH COUNTY, OREGON
Schedule of Revenues, Expenditures and Changes in Fund Balances - Budget and Actual
Special Excise Tax Fund
For the Year Ended June 30, 2023
(amounts expressed in thousands)

	<u>Budgeted Amounts</u>		<u>Actual</u>	<u>Variance</u>
	<u>Original</u>	<u>Final</u>	<u>Amounts</u>	
REVENUES				
Taxes	\$ 35,225	\$ 39,075	\$ 39,099	\$ 24
Interest	8	8	21	13
Total revenues	<u>35,233</u>	<u>39,083</u>	<u>39,120</u>	<u>37</u>
EXPENDITURES				
Current:				
Nondepartmental	<u>35,315</u>	<u>39,165</u>	<u>39,124</u>	<u>41</u>
Total expenditures	<u>35,315</u>	<u>39,165</u>	<u>39,124</u>	<u>41</u>
Net change in fund balances	(82)	(82)	(4)	78
Fund balances - beginning	<u>82</u>	<u>82</u>	<u>195</u>	<u>113</u>
Fund balances - ending	<u>\$ -</u>	<u>\$ -</u>	<u>\$ 191</u>	<u>\$ 191</u>

MULTNOMAH COUNTY, OREGON
Schedule of Revenues, Expenditures and Changes in Fund Balances - Budget and Actual
Land Corner Preservation Fund
For the Year Ended June 30, 2023
(amounts expressed in thousands)

	<u>Budgeted Amounts</u>		<u>Actual</u> <u>Amounts</u>	<u>Variance</u>
	<u>Original</u>	<u>Final</u>		
REVENUES				
Licenses and permits	\$ -	\$ -	\$ 5	\$ 5
Charges for services	1,759	1,759	1,428	(331)
Interest	30	30	97	67
Service reimbursements	50	50	-	(50)
Total revenues	<u>1,839</u>	<u>1,839</u>	<u>1,530</u>	<u>(309)</u>
EXPENDITURES				
Current:				
Community services	<u>2,177</u>	<u>2,177</u>	<u>1,807</u>	<u>370</u>
Total expenditures	<u>2,177</u>	<u>2,177</u>	<u>1,807</u>	<u>370</u>
Net change in fund balances	(338)	(338)	(277)	61
Fund balances - beginning	<u>3,462</u>	<u>3,462</u>	<u>3,558</u>	<u>96</u>
Fund balances - ending	<u>\$ 3,124</u>	<u>\$ 3,124</u>	<u>\$ 3,281</u>	<u>\$ 157</u>

MULTNOMAH COUNTY, OREGON
Schedule of Revenues, Expenditures and Changes in Fund Balances - Budget and Actual
Inmate Welfare Fund
For the Year Ended June 30, 2023
(amounts expressed in thousands)

	<u>Budgeted Amounts</u>		<u>Actual Amounts</u>	<u>Variance</u>
	<u>Original</u>	<u>Final</u>		
REVENUES				
Licenses and permits	\$ -	\$ -	\$ 1	\$ 1
Charges for services	1,347	1,347	1,377	30
Interest	-	-	7	7
Total revenues	<u>1,347</u>	<u>1,347</u>	<u>1,385</u>	<u>38</u>
EXPENDITURES				
Current:				
Sheriff	1,447	1,447	1,327	120
Total expenditures	<u>1,447</u>	<u>1,447</u>	<u>1,327</u>	<u>120</u>
Net change in fund balances	(100)	(100)	58	158
Fund balances - beginning	<u>100</u>	<u>100</u>	<u>230</u>	<u>130</u>
Fund balances - ending	<u>\$ -</u>	<u>\$ -</u>	<u>\$ 288</u>	<u>\$ 288</u>

MULTNOMAH COUNTY, OREGON
Schedule of Revenues, Expenditures and Changes in Fund Balances - Budget and Actual
Justice Services Special Operations Fund
For the Year Ended June 30, 2023
(amounts expressed in thousands)

	<u>Budgeted Amounts</u>		<u>Actual</u> <u>Amounts</u>	<u>Variance</u>
	<u>Original</u>	<u>Final</u>		
REVENUES				
Intergovernmental	\$ 812	\$ 812	\$ 812	\$ -
Licenses and permits	1,141	1,141	1,189	48
Charges for services	5,059	5,059	4,380	(679)
Interest	-	-	21	21
Service reimbursements	391	391	220	(171)
Total revenues	<u>7,403</u>	<u>7,403</u>	<u>6,622</u>	<u>(781)</u>
EXPENDITURES				
Current:				
Community justice	1,061	1,061	1,061	-
District attorney	2	2	-	2
Sheriff	7,011	7,011	5,516	1,495
Total expenditures	<u>8,074</u>	<u>8,074</u>	<u>6,577</u>	<u>1,497</u>
Net change in fund balances	(671)	(671)	45	716
Fund balances - beginning	<u>671</u>	<u>671</u>	<u>871</u>	<u>200</u>
Fund balances - ending	<u>\$ -</u>	<u>\$ -</u>	<u>\$ 916</u>	<u>\$ 916</u>

MULTNOMAH COUNTY, OREGON
Schedule of Revenues, Expenditures and Changes in Fund Balances - Budget and Actual
Oregon Historical Society Levy Fund
For the Year Ended June 30, 2023
(amounts expressed in thousands)

	<u>Budgeted Amounts</u>		<u>Actual Amounts</u>	<u>Variance</u>
	<u>Original</u>	<u>Final</u>		
REVENUES				
Taxes	\$ 3,646	\$ 3,906	\$ 3,803	\$ (103)
Interest	3	3	2	(1)
Total revenues	<u>3,649</u>	<u>3,909</u>	<u>3,805</u>	<u>(104)</u>
EXPENDITURES				
Current:				
Nondepartmental	3,672	3,932	3,800	132
Total expenditures	<u>3,672</u>	<u>3,932</u>	<u>3,800</u>	<u>132</u>
Net change in fund balances	(23)	(23)	5	28
Fund balances - beginning	<u>23</u>	<u>23</u>	<u>52</u>	<u>29</u>
Fund balances - ending	<u>\$ -</u>	<u>\$ -</u>	<u>\$ 57</u>	<u>\$ 57</u>

MULTNOMAH COUNTY, OREGON
Schedule of Revenues, Expenditures and Changes in Fund Balances - Budget and Actual
Video Lottery Fund
For the Year Ended June 30, 2023
(amounts expressed in thousands)

	<u>Budgeted Amounts</u>		<u>Actual</u>	<u>Variance</u>
	<u>Original</u>	<u>Final</u>	<u>Amounts</u>	
REVENUES				
Intergovernmental	\$ 6,458	\$ 6,458	\$ 6,080	\$ (378)
Interest	-	-	50	50
Total revenues	<u>6,458</u>	<u>6,458</u>	<u>6,130</u>	<u>(328)</u>
EXPENDITURES				
Current:				
Community services	1,232	1,232	1,039	193
Homeless services	3,966	3,966	2,910	1,056
Nondepartmental	1,774	1,774	1,774	-
Contingency	646	646	-	646
Total expenditures	<u>7,618</u>	<u>7,618</u>	<u>5,723</u>	<u>1,895</u>
Net change in fund balances	(1,160)	(1,160)	407	1,567
Fund balances - beginning	<u>1,160</u>	<u>1,160</u>	<u>1,158</u>	<u>(2)</u>
Fund balances - ending	<u>\$ -</u>	<u>\$ -</u>	<u>\$ 1,565</u>	<u>\$ 1,565</u>

MULTNOMAH COUNTY, OREGON
Schedule of Revenues, Expenditures and Changes in Fund Balances - Budget and Actual
Library District Fund
For the Year Ended June 30, 2023
(amounts expressed in thousands)

	<u>Budgeted Amounts</u>		<u>Actual Amounts</u>	<u>Variance</u>
	<u>Original</u>	<u>Final</u>		
REVENUES				
Taxes	\$ 98,861	\$ 98,861	\$ 101,919	\$ 3,058
Intergovernmental	106	106	112	6
Licenses and permits	15	15	18	3
Charges for services	8	8	4	(4)
Interest	200	200	1,683	1,483
Non-governmental grants	1,839	1,839	1,820	(19)
Total revenues	<u>101,029</u>	<u>101,029</u>	<u>105,556</u>	<u>4,527</u>
EXPENDITURES				
Current:				
Library	100,307	100,307	92,801	7,506
Contingency	500	500	-	500
Total expenditures	<u>100,807</u>	<u>100,807</u>	<u>92,801</u>	<u>8,006</u>
Revenues over (under) expenditures	<u>222</u>	<u>222</u>	<u>12,755</u>	<u>12,533</u>
OTHER FINANCING SOURCES (USES)				
Transfers out	(18,457)	(18,457)	(18,457)	-
Total other financing sources (uses)	<u>(18,457)</u>	<u>(18,457)</u>	<u>(18,457)</u>	<u>-</u>
Net change in fund balances	(18,235)	(18,235)	(5,702)	12,533
Fund balances - beginning	<u>28,121</u>	<u>28,121</u>	<u>36,995</u>	<u>8,874</u>
Fund balances - ending	<u>\$ 9,886</u>	<u>\$ 9,886</u>	31,293	<u>\$ 21,407</u>
Reconciliation to modified accrual basis:				
Reimbursements to the Library Fund are reported as Transfers out on the modified accrual basis, rather than as Library expenditures:				
Library expenditures			(92,801)	
Transfers out			<u>92,801</u>	
Fund balances as reported on the Combining Statement of Revenues, Expenditures, and Changes in Fund Balances, Nonmajor Special Revenue Funds			<u>\$ 31,293</u>	

MULTNOMAH COUNTY, OREGON
Schedule of Revenues, Expenditures and Changes in Fund Balances - Budget and Actual
Supportive Housing Fund
For the Year Ended June 30, 2023
(amounts expressed in thousands)

	<u>Budgeted Amounts</u>		<u>Actual Amounts</u>	<u>Variance</u>
	<u>Original</u>	<u>Final</u>		
REVENUES				
Intergovernmental	\$ 107,123	\$ 107,123	\$ 146,212	\$ 39,089
Interest	-	-	3,465	3,465
Total revenues	<u>107,123</u>	<u>107,123</u>	<u>149,677</u>	<u>42,554</u>
EXPENDITURES				
Current:				
Homeless services	110,125	130,345	85,486	44,859
Contingency	-	8,380	-	8,380
Total expenditures	<u>110,125</u>	<u>138,725</u>	<u>85,486</u>	<u>53,239</u>
Net change in fund balances	(3,002)	(31,602)	64,191	95,793
Fund balances - beginning	<u>3,002</u>	<u>31,602</u>	<u>64,805</u>	<u>33,203</u>
Fund balances - ending	<u>\$ -</u>	<u>\$ -</u>	<u>\$ 128,996</u>	<u>\$ 128,996</u>

(This page intentionally left blank.)

DEBT SERVICE FUNDS

These funds are used to account for and report financial resources that are restricted, committed, or assigned to expenditures for the principal, interest, and fees associated with servicing debt. Debt service funds should be used to report resources if legally mandated. Financial resources that are being accumulated for principal and interest maturing in future years also should be reported in debt service funds. Upon the repayment of principal and interest, any receipts remaining in the fund are returned to the original jurisdiction or County General Fund. Funds included are:

- **Capital Debt Retirement Fund** - accounts for loans and full faith credit obligation principal and interest payments for buildings and major pieces of equipment acquired by the issuance of Certificates of Participation or other financing arrangements. Revenues consist of service reimbursements and cash transfers from other County funds.
- **General Obligation Bond Fund** - accounts for the payment of principal and interest on General Obligation (GO) Bonds. The GO Bond Fund accounts for Series 2021 Library Bonds to expand, renovate, construct library branches/facilities, and improve safety. Proceeds are derived from property taxes and interest earned on the cash balances.
- **PERS Bond Sinking Fund** - accounts for payment of principal and interest payments on pension obligation revenue bonds that were issued to retire the County's unfunded actuarial liability. The revenues are derived from charge backs to departments based on their departmental payroll costs.

(This page intentionally left blank.)

(This page intentionally left blank.)

MULTNOMAH COUNTY, OREGON
Combining Balance Sheet
Nonmajor Debt Service Funds
June 30, 2023
(amounts expressed in thousands)

	<u>Capital Debt Retirement</u>	<u>General Obligation Bond</u>	<u>PERS Pension Bond Sinking</u>	<u>Total</u>
ASSETS				
Unrestricted:				
Cash and investments	\$ 2,029	\$ -	\$ 41,429	\$ 43,458
Receivables:				
Accounts, net	128	-	-	128
Restricted:				
Cash and investments	-	2,739	-	2,739
Receivables:				
Taxes	-	1,042	-	1,042
Total assets	<u>\$ 2,157</u>	<u>\$ 3,781</u>	<u>\$ 41,429</u>	<u>\$ 47,367</u>
DEFERRED INFLOWS OF RESOURCES				
Restricted:				
Resources not yet available:				
Property taxes	\$ -	\$ 875	\$ -	\$ 875
Total deferred inflows of resources	<u>-</u>	<u>875</u>	<u>-</u>	<u>875</u>
FUND BALANCES				
Restricted	-	2,906	-	2,906
Committed	<u>2,157</u>	<u>-</u>	<u>41,429</u>	<u>43,586</u>
Total fund balances	<u>2,157</u>	<u>2,906</u>	<u>41,429</u>	<u>46,492</u>
Total liabilities and fund balances	<u>\$ 2,157</u>	<u>\$ 3,781</u>	<u>\$ 41,429</u>	<u>\$ 47,367</u>

MULTNOMAH COUNTY, OREGON
Combining Statement of Revenues, Expenditures, and Changes in Fund Balances
Nonmajor Debt Service Funds
For the Year Ended June 30, 2023
(amounts expressed in thousands)

	Capital Debt Retirement	General Obligation Bond	PERS Pension Bond Sinking	Total
REVENUES				
Taxes	\$ -	\$ 52,994	\$ -	\$ 52,994
Intergovernmental	258	-	-	258
Charges for services	590	-	-	590
Interest	95	853	1,337	2,285
Service reimbursements	27,027	-	34,888	61,915
Total revenues	<u>27,970</u>	<u>53,847</u>	<u>36,225</u>	<u>118,042</u>
EXPENDITURES				
Current:				
General government	2	-	25,011	25,013
Debt service:				
Principal	21,683	43,165	4,989	69,837
Interest	7,781	8,809	24,686	41,276
Total expenditures	<u>29,466</u>	<u>51,974</u>	<u>54,686</u>	<u>136,126</u>
Revenues over (under) expenditures	<u>(1,496)</u>	<u>1,873</u>	<u>(18,461)</u>	<u>(18,084)</u>
OTHER FINANCING SOURCES (USES)				
Transfers in	-	-	25,000	25,000
Total other financing sources	<u>-</u>	<u>-</u>	<u>25,000</u>	<u>25,000</u>
Net change in fund balances	<u>(1,496)</u>	<u>1,873</u>	<u>6,539</u>	<u>6,916</u>
Fund balances - beginning	<u>3,653</u>	<u>1,033</u>	<u>34,890</u>	<u>39,576</u>
Fund balances - ending	<u>\$ 2,157</u>	<u>\$ 2,906</u>	<u>\$ 41,429</u>	<u>\$ 46,492</u>

MULTNOMAH COUNTY, OREGON
Schedule of Revenues, Expenditures and Changes in Fund Balances - Budget and Actual
Capital Debt Retirement Fund
For the Year Ended June 30, 2023
(amounts expressed in thousands)

	<u>Budgeted Amounts</u>		<u>Actual</u> <u>Amounts</u>	<u>Variance</u>
	<u>Original</u>	<u>Final</u>		
REVENUES				
Intergovernmental	\$ 238	\$ 238	\$ 258	\$ 20
Charges for services	1,200	1,200	590	(610)
Interest	50	50	95	45
Service reimbursements	27,032	27,032	27,027	(5)
Total revenues	<u>28,520</u>	<u>28,520</u>	<u>27,970</u>	<u>(550)</u>
EXPENDITURES				
Current:				
Nondepartmental	3	3	2	1
Debt service:				
Principal	21,280	21,280	21,683	(403)
Interest expense	8,188	8,188	7,781	407
Total expenditures	<u>29,471</u>	<u>29,471</u>	<u>29,466</u>	<u>5</u>
Net change in fund balances	(951)	(951)	(1,496)	(545)
Fund balances - beginning	<u>3,676</u>	<u>3,676</u>	<u>3,653</u>	<u>(23)</u>
Fund balances - ending	<u>\$ 2,725</u>	<u>\$ 2,725</u>	<u>\$ 2,157</u>	<u>\$ (568)</u>

MULTNOMAH COUNTY, OREGON
Schedule of Revenues, Expenditures and Changes in Fund Balances - Budget and Actual
General Obligation Bond
For the Year Ended June 30, 2023
(amounts expressed in thousands)

	<u>Budgeted Amounts</u>		<u>Actual Amounts</u>	<u>Variance</u>
	<u>Original</u>	<u>Final</u>		
REVENUES				
Taxes	\$ 52,420	\$ 52,420	\$ 52,994	\$ 574
Interest	100	100	853	753
Total revenues	<u>52,520</u>	<u>52,520</u>	<u>53,847</u>	<u>1,327</u>
EXPENDITURES				
Debt service:				
Principal	43,165	43,165	43,165	-
Interest expense	8,809	8,809	8,809	-
Total expenditures	<u>51,974</u>	<u>51,974</u>	<u>51,974</u>	<u>-</u>
Net change in fund balances	546	546	1,873	1,327
Fund balances - beginning	<u>253</u>	<u>253</u>	<u>1,033</u>	<u>780</u>
Fund balances - ending	<u>\$ 799</u>	<u>\$ 799</u>	<u>\$ 2,906</u>	<u>\$ 2,107</u>

MULTNOMAH COUNTY, OREGON
Schedule of Revenues, Expenditures and Changes in Fund Balances - Budget and Actual
PERS Pension Bond Sinking Fund
For the Year Ended June 30, 2023
(amounts expressed in thousands)

	<u>Budgeted Amounts</u>		<u>Actual</u> <u>Amounts</u>	<u>Variance</u>
	<u>Original</u>	<u>Final</u>		
REVENUES				
Interest	\$ 315	\$ 315	\$ 1,337	\$ 1,022
Service reimbursements	35,082	35,082	34,888	(194)
Total revenues	<u>35,397</u>	<u>35,397</u>	<u>36,225</u>	<u>828</u>
EXPENDITURES				
Current:				
Nondepartmental	25,461	25,461	25,011	450
Debt service:				
Principal	4,989	4,989	4,989	-
Interest expense	24,686	24,686	24,686	-
Total expenditures	<u>55,136</u>	<u>55,136</u>	<u>54,686</u>	<u>450</u>
Revenues over (under) expenditures	<u>(19,739)</u>	<u>(19,739)</u>	<u>(18,461)</u>	<u>1,278</u>
OTHER FINANCING SOURCES (USES)				
Transfers in	25,000	25,000	25,000	-
Total other financing sources (uses)	<u>25,000</u>	<u>25,000</u>	<u>25,000</u>	<u>-</u>
Net change in fund balances	5,261	5,261	6,539	1,278
Fund balances - beginning	<u>34,832</u>	<u>34,832</u>	<u>34,890</u>	<u>58</u>
Fund balances - ending	<u>\$ 40,093</u>	<u>\$ 40,093</u>	<u>\$ 41,429</u>	<u>\$ 1,336</u>

CAPITAL PROJECTS FUNDS

These funds account for and report financial resources that are restricted, committed or assigned to expenditures for capital outlays including the acquisition or construction of capital facilities or other capital assets. Capital outlays financed from general obligation bond proceeds should be accounted for in capital project fund. Upon completion of a capital project that required financing, any remaining cash is transferred to the Debt Service Fund to retire debt associated with the construction or acquisition of the designated capital assets or to the originating source of the funds. Funds included are:

Major Fund

- **Multnomah County Library Capital Construction Fund** - accounts for expenditures for the planning, renovation, and construction of certain library facilities as approved by Multnomah County voters on November 3, 2020, as Ballot Measure 26-211. Resources are derived from debt issuance and interest from bond proceeds. (Major funds are reported in Fund Financial Statements).

Nonmajor Funds

- **Downtown Courthouse Capital Fund** - accounts for expenditures for the planning and construction of a new downtown County courthouse. Resources in the fund are derived from the State of Oregon, debt issuance, and other financing proceeds.
- **Asset Replacement Revolving Fund** - accounts for expenditures for small capital assets/equipment that might otherwise need to be acquired through the issuance of debt. Resources in the fund are derived from one-time revenue available in FY2015. Expenditures will be reimbursed over time by loan payments charged to the budgets of programs for which the assets are purchased.
- **Financed Projects Fund** - accounts for expenditures for acquiring, remodeling, or construction of County facilities, information technology capital investments, and other capital projects. Resources are derived from full faith and credit bonds or other financing proceeds and General Fund service reimbursements.
- **Library Capital Construction Fund** - accounts for the capital improvement project fees collected from County Libraries to provide for needed capital projects for the Library District. Expenditures are made for capital improvements and acquisitions for the Library District. This fund was created in order to segregate capital activity for the Library District from the general government capital activity.
- **Capital Improvement Fund** - accounts for the proceeds derived from the sale of unrestricted property, interest income, and any service reimbursement or operating revenue from leased facilities. Expenditures are made for capital acquisitions or for the retirement of lease/purchases. Authorized by Board Resolution 99-144.
- **Information Technology Capital Fund** - accounts for the expenditures for information technology capital projects. Resources are derived from transfers from the Information Technology Internal Service and General Funds.
- **Asset Preservation Fund** - accounts for the expenditures for building scheduled maintenance projects such as boiler replacement, carpet replacement, roof replacement, etc. This fund was established and is being maintained to provide prospective maintenance and not deferred maintenance. Resources are derived from an asset preservation fee that is part of the facilities charges assessed to building tenants.

Continued

- **Health Headquarters Capital Fund** - accounts for expenditures for construction of a new Health Department's headquarters and clinic facility. Resources in this fund are derived from tax increment financing (TIF) and debt issuance.
- **Sellwood Bridge Replacement Fund** - accounts for expenditures for construction and replacement of the Sellwood Bridge. Resources are derived from Vehicle Registration Fee, City of Portland, Clackamas County, State of Oregon, and federal funds, debt issuance or other financing proceeds.
- **Hansen Building Replacement Fund** - accounts for expenditures for planning, relocation, and construction of new County Sheriff's Office operation facility. Resources are derived from debt issuance or other financing proceeds. The project will be closed out in fiscal year 2024 and any remaining balance transferred to the County General Fund.
- **Library District Capital Construction Fund** - accounts for revenues transferred from the Multnomah County Library District General Fund. Revenues are transferred according to financial policies adopted by the Multnomah County Library District Board. Expenditures are dedicated to Library District capital projects, as defined by the Library District adopted financial policies. Normal Library Operations will continue out of the Library Fund.
- **Burnside Bridge Fund** - accounts for expenditures for rehabilitating or replacing the Burnside Bridge. Resources are derived from Vehicle Registration Fee (ORS 803.420). It is anticipated that a consortium of federal, state, and regional agencies, including Multnomah County, will fund the future environmental study, final design, and construction efforts.
- **Behavioral Health Resource Center Capital Fund** - accounts for expenditures for the planning and construction of a behavioral health resource center. The principal resources in the fund are derived from County General Fund and State and Federal grants.
- **Justice Center Capital Fund** - accounts for expenditures for various capital projects within the Justice Center over a 5-7 year period. Initial expenditures will be associated with duct and electrical system work/upgrades. Resources are derived from County General Fund and other local government support.
- **Joint Office of Homeless Services Capital Fund** - accounts for capital improvements and capital acquisition expenditures for the Joint Office of Homeless Services. The fund will account for various capital projects (e.g. Arbor Lodge Shelter Renovation Capital Project). Resources are derived from Supportive Housing Services Fund, County General Fund, and state and federal grants.

(This page intentionally left blank.)

MULTNOMAH COUNTY, OREGON
Combining Balance Sheet
Nonmajor Capital Projects Funds
June 30, 2023
(amounts expressed in thousands)

	Downtown Courthouse Capital	Asset Replacement Revolving	Financed Projects	Library Capital Construction	Capital Improvement
ASSETS					
Unrestricted:					
Cash and investments	\$ 293	\$ 536	\$ 4	\$ -	\$ 14,678
Receivables:					
Accounts, net	-	-	-	-	340
Prepays and deposits	-	-	-	-	-
Restricted:					
Cash and investments	49	-	-	7,235	182
Accounts, net	-	-	-	-	-
Total assets	<u>\$ 342</u>	<u>\$ 536</u>	<u>\$ 4</u>	<u>\$ 7,235</u>	<u>\$ 15,200</u>
LIABILITIES					
Liabilities payable from unrestricted assets:					
Accounts payable	\$ 52	\$ -	\$ -	\$ -	\$ 1,549
Payroll payable	-	-	-	-	8
Liabilities payable from restricted assets:					
Accounts payable	49	-	-	453	182
Total liabilities	<u>101</u>	<u>-</u>	<u>-</u>	<u>453</u>	<u>1,739</u>
FUND BALANCES					
Nonspendable	-	-	-	-	-
Restricted	-	-	-	6,782	-
Committed	-	-	4	-	13,461
Assigned	241	536	-	-	-
Total fund balances	<u>241</u>	<u>536</u>	<u>4</u>	<u>6,782</u>	<u>13,461</u>
Total liabilities and fund balances	<u>\$ 342</u>	<u>\$ 536</u>	<u>\$ 4</u>	<u>\$ 7,235</u>	<u>\$ 15,200</u>

Information Technology Capital	Asset Preservation	Health Headquarters Capital	Sellwood Bridge Replacement	Hansen Building Replacement	Library District Capital Construction	Burnside Bridge
\$ 10,397	\$ 31,619	\$ 304	\$ 245	\$ -	\$ -	\$ -
-	-	-	-	-	-	-
27	18	-	-	-	-	-
-	118	-	-	-	52,735	41,283
-	-	-	-	-	-	-
<u>\$ 10,424</u>	<u>\$ 31,755</u>	<u>\$ 304</u>	<u>\$ 245</u>	<u>\$ -</u>	<u>\$ 52,735</u>	<u>\$ 41,283</u>
\$ 309	\$ 1,591	\$ 16	\$ -	\$ -	\$ -	\$ -
7	23	-	-	-	-	-
-	118	-	-	-	13	628
<u>316</u>	<u>1,732</u>	<u>16</u>	<u>-</u>	<u>-</u>	<u>13</u>	<u>628</u>
27	18	-	-	-	-	-
-	-	-	-	-	52,722	40,655
10,081	30,005	288	-	-	-	-
-	-	-	245	-	-	-
<u>10,108</u>	<u>30,023</u>	<u>288</u>	<u>245</u>	<u>-</u>	<u>52,722</u>	<u>40,655</u>
<u>\$ 10,424</u>	<u>\$ 31,755</u>	<u>\$ 304</u>	<u>\$ 245</u>	<u>\$ -</u>	<u>\$ 52,735</u>	<u>\$ 41,283</u>

(Continued)

MULTNOMAH COUNTY, OREGON
Combining Balance Sheet
Nonmajor Capital Projects Funds
June 30, 2023
(amounts expressed in thousands)

	Behavioral Health Resource Center Capital	Justice Center Capital	Joint Office of Homeless Services Capital	Total
ASSETS				
Unrestricted:				
Cash and investments	\$ 1,288	\$ 1,614	\$ -	\$ 60,978
Receivables:				
Accounts, net	-	58	-	398
Prepays and deposits	-	-	-	45
Restricted:				
Cash and investments	-	-	7,919	109,521
Accounts, net	-	-	8	8
Total assets	<u>\$ 1,288</u>	<u>\$ 1,672</u>	<u>\$ 7,927</u>	<u>\$ 170,950</u>
LIABILITIES				
Liabilities payable from unrestricted assets:				
Accounts payable	\$ 78	\$ 58	\$ -	\$ 3,653
Payroll payable	-	-	-	38
Liabilities payable from restricted assets:				
Accounts payable	-	-	576	2,019
Total liabilities	<u>78</u>	<u>58</u>	<u>576</u>	<u>5,710</u>
FUND BALANCES				
Nonspendable	-	-	-	45
Restricted	-	-	7,351	107,510
Committed	1,210	1,614	-	56,663
Assigned	-	-	-	1,022
Total fund balances	<u>1,210</u>	<u>1,614</u>	<u>7,351</u>	<u>165,240</u>
Total liabilities and fund balances	<u>\$ 1,288</u>	<u>\$ 1,672</u>	<u>\$ 7,927</u>	<u>\$ 170,950</u>

(This page intentionally left blank.)

MULTNOMAH COUNTY, OREGON
Combining Statement of Revenues, Expenditures, and Changes in Fund Balances
Nonmajor Capital Projects Funds
For the Year Ended June 30, 2023
(amounts expressed in thousands)

	Downtown Courthouse Capital	Asset Replacement Revolving	Financed Projects	Library Capital Construction	Capital Improvement
REVENUES					
Intergovernmental	\$ -	\$ -	\$ -	\$ -	\$ -
Licenses and permits	-	-	-	-	-
Charges for services	-	-	-	-	476
Interest	150	14	-	166	338
Non-governmental grants	-	-	-	-	-
Service reimbursements	-	-	-	3,218	10,938
Miscellaneous	-	-	-	-	-
Total revenues	<u>150</u>	<u>14</u>	<u>-</u>	<u>3,384</u>	<u>11,752</u>
EXPENDITURES					
Current:					
Health services	-	-	-	-	-
Social services	-	-	-	-	-
Public safety and justice	6,017	-	-	-	-
Community services	-	-	-	-	8,405
Library services	-	-	-	1,563	-
Roads, bridges, and bike path improvements	-	-	-	-	-
Capital outlay	-	-	-	2,989	3,184
Interest expense	-	-	-	-	-
Total expenditures	<u>6,017</u>	<u>-</u>	<u>-</u>	<u>4,552</u>	<u>11,589</u>
Revenues over (under) expenditures	<u>(5,867)</u>	<u>14</u>	<u>-</u>	<u>(1,168)</u>	<u>163</u>
OTHER FINANCING SOURCES (USES)					
Transfers in	-	-	-	1,700	2,871
Transfers out	-	-	-	-	(1,154)
Issuance of debt	-	-	-	-	-
Right-of-use financing	-	-	-	-	-
Total other financing sources (uses)	<u>-</u>	<u>-</u>	<u>-</u>	<u>1,700</u>	<u>1,717</u>
Net change in fund balances	<u>(5,867)</u>	<u>14</u>	<u>-</u>	<u>532</u>	<u>1,880</u>
Fund balances - beginning	<u>6,108</u>	<u>522</u>	<u>4</u>	<u>6,250</u>	<u>11,581</u>
Fund balances - ending	<u>\$ 241</u>	<u>\$ 536</u>	<u>\$ 4</u>	<u>\$ 6,782</u>	<u>\$ 13,461</u>

Information Technology Capital	Asset Preservation	Health Headquarters Capital	Sellwood Bridge Replacement	Hansen Building Replacement	Library District Capital Construction	Burnside Bridge
\$ -	\$ -	\$ -	\$ -	\$ -	\$ -	\$ -
-	-	-	8,585	-	-	22,732
-	-	-	-	-	-	-
222	702	7	47	11	880	513
-	-	-	-	-	1,500	-
513	10,032	31	-	-	-	-
-	-	-	-	-	-	-
<u>735</u>	<u>10,734</u>	<u>38</u>	<u>8,632</u>	<u>11</u>	<u>2,380</u>	<u>23,245</u>
-	-	-	-	-	-	-
-	-	-	-	-	-	-
-	-	-	-	44	-	-
2,621	6,450	-	-	-	-	-
-	-	-	-	-	1,224	-
-	-	-	8,041	-	-	8,100
771	2,183	31	545	-	8	-
-	-	-	-	-	-	-
<u>3,392</u>	<u>8,633</u>	<u>31</u>	<u>8,586</u>	<u>44</u>	<u>1,232</u>	<u>8,100</u>
<u>(2,657)</u>	<u>2,101</u>	<u>7</u>	<u>46</u>	<u>(33)</u>	<u>1,148</u>	<u>15,145</u>
10,080	3,394	-	-	-	18,457	-
-	-	-	-	(955)	(1,830)	-
-	-	-	-	-	-	25,095
144	224	-	-	-	-	-
<u>10,224</u>	<u>3,618</u>	<u>-</u>	<u>-</u>	<u>(955)</u>	<u>16,627</u>	<u>25,095</u>
7,567	5,719	7	46	(988)	17,775	40,240
2,541	24,304	281	199	988	34,947	415
<u>\$ 10,108</u>	<u>\$ 30,023</u>	<u>\$ 288</u>	<u>\$ 245</u>	<u>\$ -</u>	<u>\$ 52,722</u>	<u>\$ 40,655</u>

(Continued)

MULTNOMAH COUNTY, OREGON
Combining Statement of Revenues, Expenditures, and Changes in Fund Balances
Nonmajor Capital Projects Funds
For the Year Ended June 30, 2023
(amounts expressed in thousands)

	Behavioral Health Resource Center Capital	Justice Center Capital	Joint Office of Homeless Services Capital	Total
REVENUES				
Intergovernmental	\$ 10,000	\$ -	\$ 8,619	\$ 18,619
Licenses and permits	-	-	-	31,317
Charges for services	11	141	-	628
Interest	6	30	-	3,086
Non-governmental grants	-	-	-	1,500
Service reimbursements	-	-	-	24,732
Miscellaneous	2	-	-	2
Total revenues	<u>10,019</u>	<u>171</u>	<u>8,619</u>	<u>79,884</u>
EXPENDITURES				
Current:				
Health services	4,656	-	-	4,656
Social services	-	-	74	74
Public safety and justice	-	5	-	6,066
Community services	-	-	-	17,476
Library services	-	-	-	2,787
Roads, bridges, and bike path improvements	-	-	-	16,141
Capital outlay	6,338	336	1,194	17,579
Interest expense	54	-	-	54
Total expenditures	<u>11,048</u>	<u>341</u>	<u>1,268</u>	<u>64,833</u>
Revenues over (under) expenditures	<u>(1,029)</u>	<u>(170)</u>	<u>7,351</u>	<u>15,051</u>
OTHER FINANCING SOURCES (USES)				
Transfers in	2,670	1,784	-	40,956
Transfers out	-	-	-	(3,939)
Issuance of debt	-	-	-	25,095
Right-of-use financing	-	-	-	368
Total other financing sources (uses)	<u>2,670</u>	<u>1,784</u>	<u>-</u>	<u>62,480</u>
Net change in fund balances	1,641	1,614	7,351	77,531
Fund balances - beginning	(431)	-	-	87,709
Fund balances - ending	<u>\$ 1,210</u>	<u>\$ 1,614</u>	<u>\$ 7,351</u>	<u>\$ 165,240</u>

MULTNOMAH COUNTY, OREGON
Schedule of Revenues, Expenditures, and Changes in Fund Balances - Budget and Actual
Multnomah County Library Capital Construction Project Fund - Major Fund
For the Year Ended June 30, 2023
(amounts expressed in thousands)

	<u>Budgeted Amounts</u>		<u>Actual</u> <u>Amounts</u>	<u>Variance</u>
	<u>Original</u>	<u>Final</u>		
REVENUES				
Interest	\$ -	\$ -	\$ 3,132	\$ 3,132
Miscellaneous	-	-	38	38
Total revenues	<u>-</u>	<u>-</u>	<u>3,170</u>	<u>3,170</u>
EXPENDITURES				
Current:				
County assets	364,898	364,898	58,468	306,430
Total expenditures	<u>364,898</u>	<u>364,898</u>	<u>58,468</u>	<u>306,430</u>
Net change in fund balances	(364,898)	(364,898)	(55,298)	309,600
Fund balances - beginning	<u>416,557</u>	<u>416,557</u>	<u>409,570</u>	<u>(6,987)</u>
Fund balances - ending	<u>\$ 51,659</u>	<u>\$ 51,659</u>	<u>\$ 354,272</u>	<u>\$ 302,613</u>

MULTNOMAH COUNTY, OREGON
Schedule of Revenues, Expenditures, and Changes in Fund Balances - Budget and Actual
Downtown Courthouse Capital Fund
For the Year Ended June 30, 2023
(amounts expressed in thousands)

	<u>Budgeted Amounts</u>		<u>Actual Amounts</u>	<u>Variance</u>
	<u>Original</u>	<u>Final</u>		
REVENUES				
Interest	\$ -	\$ -	\$ 150	\$ 150
Total revenues	<u>-</u>	<u>-</u>	<u>150</u>	<u>150</u>
EXPENDITURES				
Current:				
County assets	6,114	6,114	6,017	97
Total expenditures	<u>6,114</u>	<u>6,114</u>	<u>6,017</u>	<u>97</u>
Net change in fund balances	(6,114)	(6,114)	(5,867)	247
Fund balances - beginning	<u>6,114</u>	<u>6,114</u>	<u>6,108</u>	<u>(6)</u>
Fund balances - ending	<u>\$ -</u>	<u>\$ -</u>	<u>\$ 241</u>	<u>\$ 241</u>

MULTNOMAH COUNTY, OREGON
Schedule of Revenues, Expenditures, and Changes in Fund Balances - Budget and Actual
Asset Replacement Revolving Fund
For the Year Ended June 30, 2023
(amounts expressed in thousands)

	<u>Budgeted Amounts</u>		<u>Actual Amounts</u>	<u>Variance</u>
	<u>Original</u>	<u>Final</u>		
REVENUES				
Interest	\$ -	\$ -	\$ 14	\$ 14
Total revenues	<u>-</u>	<u>-</u>	<u>14</u>	<u>14</u>
EXPENDITURES				
Current:				
County assets	522	522	-	522
Total expenditures	<u>522</u>	<u>522</u>	<u>-</u>	<u>522</u>
Net change in fund balances	(522)	(522)	14	536
Fund balances - beginning	<u>522</u>	<u>522</u>	<u>522</u>	<u>-</u>
Fund balances - ending	<u>\$ -</u>	<u>\$ -</u>	<u>\$ 536</u>	<u>\$ 536</u>

MULTNOMAH COUNTY, OREGON
Schedule of Revenues, Expenditures, and Changes in Fund Balances - Budget and Actual
Financed Projects Fund
For the Year Ended June 30, 2023
(amounts expressed in thousands)

	<u>Budgeted Amounts</u>		<u>Actual</u> <u>Amounts</u>	<u>Variance</u>
	<u>Original</u>	<u>Final</u>		
REVENUES				
Interest	\$ -	\$ -	\$ -	\$ -
Total revenues	<u>-</u>	<u>-</u>	<u>-</u>	<u>-</u>
EXPENDITURES				
Current:				
County management	-	-	-	-
Total expenditures	<u>-</u>	<u>-</u>	<u>-</u>	<u>-</u>
Net change in fund balances	-	-	-	-
Fund balances - beginning	<u>-</u>	<u>-</u>	<u>4</u>	<u>4</u>
Fund balances - ending	<u><u>\$ -</u></u>	<u><u>\$ -</u></u>	<u><u>\$ 4</u></u>	<u><u>\$ 4</u></u>

MULTNOMAH COUNTY, OREGON
Schedule of Revenues, Expenditures, and Changes in Fund Balances - Budget and Actual
Library Capital Construction Fund
For the Year Ended June 30, 2023
(amounts expressed in thousands)

	<u>Budgeted Amounts</u>		<u>Actual Amounts</u>	<u>Variance</u>
	<u>Original</u>	<u>Final</u>		
REVENUES				
Interest	\$ 50	\$ 50	\$ 166	\$ 116
Service reimbursements	3,218	3,218	3,218	-
Total revenues	<u>3,268</u>	<u>3,268</u>	<u>3,384</u>	<u>116</u>
EXPENDITURES				
Current:				
County assets	9,420	11,120	4,552	6,568
Total expenditures	<u>9,420</u>	<u>11,120</u>	<u>4,552</u>	<u>6,568</u>
Revenues over (under) expenditures	<u>(6,152)</u>	<u>(7,852)</u>	<u>(1,168)</u>	<u>6,684</u>
OTHER FINANCING SOURCES (USES)				
Transfers in	-	1,700	1,700	-
Total other financing sources (uses)	<u>-</u>	<u>1,700</u>	<u>1,700</u>	<u>-</u>
Net change in fund balances	(6,152)	(6,152)	532	6,684
Fund balances - beginning	6,152	6,152	6,250	98
Fund balances - ending	<u>\$ -</u>	<u>\$ -</u>	<u>\$ 6,782</u>	<u>\$ 6,782</u>

MULTNOMAH COUNTY, OREGON
Schedule of Revenues, Expenditures, and Changes in Fund Balances - Budget and Actual
Capital Improvement Fund
For the Year Ended June 30, 2023
(amounts expressed in thousands)

	<u>Budgeted Amounts</u>		<u>Actual Amounts</u>	<u>Variance</u>
	<u>Original</u>	<u>Final</u>		
REVENUES				
Charges for services	\$ 156	\$ 156	\$ 476	\$ 320
Interest	75	75	338	263
Service reimbursements	7,997	4,797	10,938	6,141
Miscellaneous	5,000	5,000	-	(5,000)
Total revenues	<u>13,228</u>	<u>10,028</u>	<u>11,752</u>	<u>1,724</u>
EXPENDITURES				
Current:				
County assets	24,933	23,733	11,589	12,144
Total expenditures	<u>24,933</u>	<u>23,733</u>	<u>11,589</u>	<u>12,144</u>
Revenues over (under) expenditures	<u>(11,705)</u>	<u>(13,705)</u>	<u>163</u>	<u>13,868</u>
OTHER FINANCING SOURCES (USES)				
Transfers in	871	2,871	2,871	-
Transfers out	(1,200)	(1,200)	(1,154)	46
Total other financing sources (uses)	<u>(329)</u>	<u>1,671</u>	<u>1,717</u>	<u>46</u>
Net change in fund balances	(12,034)	(12,034)	1,880	13,914
Fund balances - beginning	12,034	12,034	11,581	(453)
Fund balances - ending	<u>\$ -</u>	<u>\$ -</u>	<u>\$ 13,461</u>	<u>\$ 13,461</u>

MULTNOMAH COUNTY, OREGON
Schedule of Revenues, Expenditures, and Changes in Fund Balances - Budget and Actual
Information Technology Capital Fund
For the Year Ended June 30, 2023
(amounts expressed in thousands)

	<u>Budgeted Amounts</u>		<u>Actual</u> <u>Amounts</u>	<u>Variance</u>
	<u>Original</u>	<u>Final</u>		
REVENUES				
Interest	\$ -	\$ -	\$ 222	\$ 222
Service reimbursements	594	594	513	(81)
Total revenues	<u>594</u>	<u>594</u>	<u>735</u>	<u>141</u>
EXPENDITURES				
Current:				
County assets	13,179	13,179	3,248	9,931
Total expenditures	<u>13,179</u>	<u>13,179</u>	<u>3,248</u>	<u>9,931</u>
Revenues over (under) expenditures	<u>(12,585)</u>	<u>(12,585)</u>	<u>(2,513)</u>	<u>10,072</u>
OTHER FINANCING SOURCES (USES)				
Transfers in	10,080	10,080	10,080	-
Total other financing sources (uses)	<u>10,080</u>	<u>10,080</u>	<u>10,080</u>	<u>-</u>
Net change in fund balances	(2,505)	(2,505)	7,567	10,072
Fund balances - beginning	<u>2,505</u>	<u>2,505</u>	<u>2,541</u>	<u>36</u>
Fund balances - ending	<u>\$ -</u>	<u>\$ -</u>	<u>\$ 10,108</u>	<u>\$ 10,108</u>

MULTNOMAH COUNTY, OREGON
Schedule of Revenues, Expenditures, and Changes in Fund Balances - Budget and Actual
Asset Preservation Fund
For the Year Ended June 30, 2023
(amounts expressed in thousands)

	<u>Budgeted Amounts</u>		<u>Actual</u> <u>Amounts</u>	<u>Variance</u>
	<u>Original</u>	<u>Final</u>		
REVENUES				
Charges for services	\$ -	\$ -	\$ -	\$ -
Interest	100	100	702	602
Service reimbursements	10,032	10,032	10,032	-
Total revenues	<u>10,132</u>	<u>10,132</u>	<u>10,734</u>	<u>602</u>
EXPENDITURES				
Current:				
County assets	31,783	34,983	8,409	26,574
Total expenditures	<u>31,783</u>	<u>34,983</u>	<u>8,409</u>	<u>26,574</u>
Revenues over (under) expenditures	<u>(21,651)</u>	<u>(24,851)</u>	<u>2,325</u>	<u>27,176</u>
OTHER FINANCING SOURCES (USES)				
Transfers in	194	3,394	3,394	-
Total other financing sources (uses)	<u>194</u>	<u>3,394</u>	<u>3,394</u>	<u>-</u>
Net change in fund balances	(21,457)	(21,457)	5,719	27,176
Fund balances - beginning	21,457	21,457	24,304	2,847
Fund balances - ending	<u>\$ -</u>	<u>\$ -</u>	<u>\$ 30,023</u>	<u>\$ 30,023</u>

MULTNOMAH COUNTY, OREGON
Schedule of Revenues, Expenditures, and Changes in Fund Balances - Budget and Actual
Health Headquarters Capital Fund
For the Year Ended June 30, 2023
(amounts expressed in thousands)

	<u>Budgeted Amounts</u>		<u>Actual Amounts</u>	<u>Variance</u>
	<u>Original</u>	<u>Final</u>		
REVENUES				
Interest	\$ -	\$ -	\$ 7	\$ 7
Service reimbursements	-	-	31	31
Total revenues	<u>-</u>	<u>-</u>	<u>38</u>	<u>38</u>
EXPENDITURES				
Current:				
County assets	260	260	31	229
Total expenditures	<u>260</u>	<u>260</u>	<u>31</u>	<u>229</u>
Net change in fund balances	(260)	(260)	7	267
Fund balances - beginning	<u>260</u>	<u>260</u>	<u>281</u>	<u>21</u>
Fund balances - ending	<u>\$ -</u>	<u>\$ -</u>	<u>\$ 288</u>	<u>\$ 288</u>

MULTNOMAH COUNTY, OREGON
Schedule of Revenues, Expenditures, and Changes in Fund Balances - Budget and Actual
Sellwood Bridge Replacement Fund
For the Year Ended June 30, 2023
(amounts expressed in thousands)

	<u>Budgeted Amounts</u>		<u>Actual Amounts</u>	<u>Variance</u>
	<u>Original</u>	<u>Final</u>		
REVENUES				
Licenses and permits	\$ 8,540	\$ 8,540	\$ 8,585	\$ 45
Interest	5	5	47	42
Total revenues	<u>8,545</u>	<u>8,545</u>	<u>8,632</u>	<u>87</u>
EXPENDITURES				
Current:				
Community services	<u>8,745</u>	<u>8,745</u>	<u>8,586</u>	<u>159</u>
Total expenditures	<u>8,745</u>	<u>8,745</u>	<u>8,586</u>	<u>159</u>
Net change in fund balances	(200)	(200)	46	246
Fund balances - beginning	<u>200</u>	<u>200</u>	<u>199</u>	<u>(1)</u>
Fund balances - ending	<u>\$ -</u>	<u>\$ -</u>	<u>\$ 245</u>	<u>\$ 245</u>

MULTNOMAH COUNTY, OREGON
Schedule of Revenues, Expenditures, and Changes in Fund Balances - Budget and Actual
Hansen Building Replacement Fund
For the Year Ended June 30, 2023
(amounts expressed in thousands)

	<u>Budgeted Amounts</u>		<u>Actual Amounts</u>	<u>Variance</u>
	<u>Original</u>	<u>Final</u>		
REVENUES				
Interest	\$ -	\$ -	\$ 11	\$ 11
Total revenues	<u>-</u>	<u>-</u>	<u>11</u>	<u>11</u>
EXPENDITURES				
Current:				
County management	-	-	44	(44)
Total expenditures	<u>-</u>	<u>-</u>	<u>44</u>	<u>(44)</u>
Revenues over (under) expenditures	<u>-</u>	<u>-</u>	<u>(33)</u>	<u>(33)</u>
OTHER FINANCING SOURCES (USES)				
Transfers out	(1,000)	(1,000)	(955)	45
Total other financing sources (uses)	<u>(1,000)</u>	<u>(1,000)</u>	<u>(955)</u>	<u>45</u>
Net change in fund balances	(1,000)	(1,000)	(988)	12
Fund balances - beginning	<u>1,000</u>	<u>1,000</u>	<u>988</u>	<u>(12)</u>
Fund balances - ending	<u>\$ -</u>	<u>\$ -</u>	<u>\$ -</u>	<u>\$ -</u>

MULTNOMAH COUNTY, OREGON
Schedule of Revenues, Expenditures, and Changes in Fund Balances - Budget and Actual
Library District Capital Construction Fund
For the Year Ended June 30, 2023
(amounts expressed in thousands)

	<u>Budgeted Amounts</u>		<u>Actual Amounts</u>	<u>Variance</u>
	<u>Original</u>	<u>Final</u>		
REVENUES				
Interest	\$ 300	\$ 300	\$ 880	\$ 580
Non-governmental grants	-	-	1,500	1,500
Total revenues	<u>300</u>	<u>300</u>	<u>2,380</u>	<u>2,080</u>
EXPENDITURES				
Current:				
Library	6,386	4,686	1,362	3,324
Contingency	47,252	47,252	-	47,252
Total expenditures	<u>53,638</u>	<u>51,938</u>	<u>1,362</u>	<u>50,576</u>
Revenues over (under) expenditures	<u>(53,338)</u>	<u>(51,638)</u>	<u>1,018</u>	<u>52,656</u>
OTHER FINANCING SOURCES (USES)				
Transfers in	18,457	18,457	18,457	-
Transfers out	-	(1,700)	(1,700)	-
Total other financing sources (uses)	<u>18,457</u>	<u>16,757</u>	<u>16,757</u>	<u>-</u>
Net change in fund balances	(34,881)	(34,881)	17,775	52,656
Fund balances - beginning	<u>34,881</u>	<u>34,881</u>	<u>34,947</u>	<u>66</u>
Fund balances - ending	<u>\$ -</u>	<u>\$ -</u>	<u>52,722</u>	<u>\$ 52,722</u>
Reconciliation to modified accrual basis:				
Reimbursements to the Library Fund are reported as Transfers out on the modified accrual basis, rather than as Library expenditures:				
Library expenditures			(130)	
Transfers out			<u>130</u>	
Fund balance as reported on the Combining Statement of Revenues, Expenditures, and Changes in Fund Balances, Nonmajor Capital Projects Funds			<u>\$ 52,722</u>	

MULTNOMAH COUNTY, OREGON
Schedule of Revenues, Expenditures, and Changes in Fund Balances - Budget and Actual
Burnside Bridge Fund
For the Year Ended June 30, 2023
(amounts expressed in thousands)

	<u>Budgeted Amounts</u>		<u>Actual Amounts</u>	<u>Variance</u>
	<u>Original</u>	<u>Final</u>		
REVENUES				
Licenses and permits	\$ 25,578	\$ 25,578	\$ 22,732	\$ (2,846)
Interest	7	7	513	506
Total revenues	<u>25,585</u>	<u>25,585</u>	<u>23,245</u>	<u>(2,340)</u>
EXPENDITURES				
Current:				
Community services	51,085	51,085	8,100	42,985
Total expenditures	<u>51,085</u>	<u>51,085</u>	<u>8,100</u>	<u>42,985</u>
Revenues over (under) expenditures	<u>(25,500)</u>	<u>(25,500)</u>	<u>15,145</u>	<u>40,645</u>
OTHER FINANCING SOURCES (USES)				
Issuance of debt	25,000	25,000	25,095	95
Total other financing sources (uses)	<u>25,000</u>	<u>25,000</u>	<u>25,095</u>	<u>95</u>
Net change in fund balances	(500)	(500)	40,240	40,740
Fund balances - beginning	500	500	415	(85)
Fund balances - ending	<u>\$ -</u>	<u>\$ -</u>	<u>\$ 40,655</u>	<u>\$ 40,655</u>

MULTNOMAH COUNTY, OREGON
Schedule of Revenues, Expenditures, and Changes in Fund Balances - Budget and Actual
Behavioral Health Resource Center Capital Fund
For the Year Ended June 30, 2023
(amounts expressed in thousands)

	<u>Budgeted Amounts</u>		<u>Actual</u> <u>Amounts</u>	<u>Variance</u>
	<u>Original</u>	<u>Final</u>		
REVENUES				
Intergovernmental	\$ 12,670	\$ 10,000	\$ 10,000	\$ -
Charges for services	-	-	11	11
Interest	24	24	6	(18)
Miscellaneous	-	-	2	2
Total revenues	<u>12,694</u>	<u>10,024</u>	<u>10,019</u>	<u>(5)</u>
EXPENDITURES				
Current:				
County assets	14,597	14,597	10,994	3,603
Debt service:				
Principal	-	-	-	-
Interest expense	35	35	54	(19)
Total expenditures	<u>14,632</u>	<u>14,632</u>	<u>11,048</u>	<u>3,584</u>
Revenues over (under) expenditures	<u>(1,938)</u>	<u>(4,608)</u>	<u>(1,029)</u>	<u>3,579</u>
OTHER FINANCING SOURCES (USES)				
Transfers in	-	2,670	2,670	-
Internal loan remittances	(7,062)	(7,062)	(7,062)	-
Total other financing sources (uses)	<u>(7,062)</u>	<u>(4,392)</u>	<u>(4,392)</u>	<u>-</u>
Net change in fund balances	(9,000)	(9,000)	(5,421)	3,579
Fund balances - beginning	<u>9,000</u>	<u>9,000</u>	<u>6,631</u>	<u>(2,369)</u>
Fund balances - ending	<u>\$ -</u>	<u>\$ -</u>	<u>\$ 1,210</u>	<u>\$ 1,210</u>

MULTNOMAH COUNTY, OREGON
Schedule of Revenues, Expenditures, and Changes in Fund Balances - Budget and Actual
Justice Center Capital Fund
For the Year Ended June 30, 2023
(amounts expressed in thousands)

	<u>Budgeted Amounts</u>		<u>Actual</u> <u>Amounts</u>	<u>Variance</u>
	<u>Original</u>	<u>Final</u>		
REVENUES				
Intergovernmental	\$ 5,500	\$ 5,500	\$ -	\$ (5,500)
Charges for services	-	-	141	141
Interest	-	-	30	30
Total revenues	<u>5,500</u>	<u>5,500</u>	<u>171</u>	<u>(5,329)</u>
EXPENDITURES				
Current:				
County assets	<u>7,300</u>	<u>7,300</u>	<u>341</u>	<u>6,959</u>
Total expenditures	<u>7,300</u>	<u>7,300</u>	<u>341</u>	<u>6,959</u>
Revenues over (under) expenditures	<u>(1,800)</u>	<u>(1,800)</u>	<u>(170)</u>	<u>1,630</u>
OTHER FINANCING SOURCES (USES)				
Transfers in	<u>1,800</u>	<u>1,800</u>	<u>1,784</u>	<u>(16)</u>
Total other financing sources (uses)	<u>1,800</u>	<u>1,800</u>	<u>1,784</u>	<u>(16)</u>
Net change in fund balances	-	-	1,614	1,614
Fund balances - beginning	-	-	-	-
Fund balances - ending	<u>\$ -</u>	<u>\$ -</u>	<u>\$ 1,614</u>	<u>\$ 1,614</u>

MULTNOMAH COUNTY, OREGON
Schedule of Revenues, Expenditures, and Changes in Fund Balances - Budget and Actual
Joint Office of Homeless Services Capital Fund
For the Year Ended June 30, 2023
(amounts expressed in thousands)

	<u>Budgeted Amounts</u>		<u>Actual Amounts</u>	<u>Variance</u>
	<u>Original</u>	<u>Final</u>		
REVENUES				
Intergovernmental	\$ -	\$ 8,671	\$ 8,619	\$ (52)
Total revenues	<u>-</u>	<u>8,671</u>	<u>8,619</u>	<u>(52)</u>
EXPENDITURES				
County assets	-	8,671	1,267	7,404
County management	-	-	1	(1)
Total expenditures	<u>-</u>	<u>8,671</u>	<u>1,268</u>	<u>7,403</u>
Net change in fund balances	-	-	7,351	7,351
Fund balances - beginning	<u>-</u>	<u>-</u>	<u>-</u>	<u>-</u>
Fund balances - ending	<u>\$ -</u>	<u>\$ -</u>	<u>\$ 7,351</u>	<u>\$ 7,351</u>

COMBINING AND INDIVIDUAL FUND STATEMENTS AND SCHEDULES PROPRIETARY FUNDS

The County maintains all proprietary fund types including enterprise funds and internal service funds using the full accrual basis; budget to actual schedules use a modified cash basis.

Enterprise Funds

- Health Department FQHC Fund (Major fund)*
- Dunthorpe-Riverdale Service District No. 1 Fund
- Mid-Multnomah County Street Lighting Service District No. 14 Fund
- Behavioral Health Managed Care Fund

Internal Service Funds

- Risk Management Fund
- Fleet Management Fund
- Fleet Asset Replacement Fund
- Information Technology Fund
- Mail Distribution Fund
- Facilities Management Fund

*Major funds are reported in Fund Financial Statements

(This page intentionally left blank.)

ENTERPRISE FUNDS

The County accounts for certain expenditures of the enterprise funds for budgetary purposes on the modified cash basis of accounting. For financial reporting purposes, the accrual basis of accounting is used. The difference in the accounting bases used relate primarily to the methods of accounting for revenue accruals, depreciation and capital outlay, compensated absences, claims and judgments payable, pension and other postemployment benefits.

Major Fund

- **Health Department FQHC Fund** - accounts for the revenues and expenditures for the County's Community Health Center Program. The Community Health Centers are community based, patient governed organizations that provide comprehensive primary care and preventative care, including health, oral health, and mental health/substances abuse services. The primary source of revenue is the Consolidated Health Centers 330 grant, medical fees (e.g. Medicaid and Medicare), third party reimbursements, and other State and local program income. All program income is restricted to uses that further the objectives of the Community Health Center Program. (See *Statement of Net Position - Proprietary Funds* and *Statement of Revenues, Expenses, and Changes in Net Position - Proprietary Funds* reported in Fund Financial Statements)

Nonmajor Funds

- **Dunthorpe-Riverdale Service District No. 1 Fund** - accounts for the operations of the sanitary sewer system in southwest unincorporated Multnomah County. (Also reported as a blended component unit of Multnomah County.)
- **Mid-Multnomah County Street Lighting Service District No. 14 Fund** - accounts for the operation of street lights throughout unincorporated Multnomah County. (Also reported as a blended component unit of Multnomah County.)
- **Behavioral Health Managed Care Fund** - accounts for all financial activity associated with the State of Oregon's required behavioral health capitated services. This includes payments to providers with whom the County contracts for services. Revenues are fee for service payment from the State of Oregon to Multnomah County.

(This page intentionally left blank.)

(This page intentionally left blank.)

MULTNOMAH COUNTY, OREGON
Combining Statement of Net Position
Nonmajor Enterprise Funds
June 30, 2023
(amounts expressed in thousands)

	Dunthorpe- Riverdale Service District No. 1	Mid-Multnomah County Street Lighting Service District No. 14	Behavioral Health Managed Care	Total
ASSETS				
Current assets:				
Cash and investments	\$ 2,882	\$ 926	\$ 1,601	\$ 5,409
Accounts receivable, net	-	-	1	1
Special assessments	31	13	-	44
Inventories	-	71	-	71
Total current assets	<u>2,913</u>	<u>1,010</u>	<u>1,602</u>	<u>5,525</u>
Noncurrent assets:				
Net OPEB asset - RHIA	-	-	15	15
Capital assets:				
Construction in progress	934	626	-	1,560
Other capital assets, net	2,899	1,615	-	4,514
Total noncurrent assets	<u>3,833</u>	<u>2,241</u>	<u>15</u>	<u>6,089</u>
Total assets	<u>6,746</u>	<u>3,251</u>	<u>1,617</u>	<u>11,614</u>
DEFERRED OUTFLOWS OF RESOURCES				
OPEB - County Plan	-	-	19	19
OPEB - RHIA	-	-	6	6
Pension plan	-	-	322	322
Total deferred outflows of resources	<u>-</u>	<u>-</u>	<u>347</u>	<u>347</u>
LIABILITIES				
Current liabilities:				
Accounts payable	411	37	7	455
Total current liabilities	<u>411</u>	<u>37</u>	<u>7</u>	<u>455</u>
Noncurrent liabilities:				
Total OPEB liability - County Plan	-	-	148	148
Net pension liability	-	-	629	629
Total noncurrent liabilities	<u>-</u>	<u>-</u>	<u>777</u>	<u>777</u>
Total liabilities	<u>411</u>	<u>37</u>	<u>784</u>	<u>1,232</u>
DEFERRED INFLOWS OF RESOURCES				
OPEB - County Plan	-	-	30	30
OPEB - RHIA	-	-	4	4
Pension plan	-	-	196	196
Total deferred inflows of resources	<u>-</u>	<u>-</u>	<u>230</u>	<u>230</u>
NET POSITION				
Investment in capital assets	3,833	2,241	-	6,074
Unrestricted	2,502	973	950	4,425
Total net position	<u>\$ 6,335</u>	<u>\$ 3,214</u>	<u>\$ 950</u>	<u>\$ 10,499</u>

MULTNOMAH COUNTY, OREGON
Combining Statement of Revenues, Expenses and Changes in Net Position
Nonmajor Enterprise Funds
For the Year Ended June 30, 2023
(amounts expressed in thousands)

	Dunthorpe- Riverdale Service District No. 1	Mid-Multnomah County Street Lighting Service District No. 14	Behavioral Health Managed Care	Total
OPERATING REVENUES				
Current assessments	\$ 1,319	\$ 564	\$ -	\$ 1,883
Prior assessments	10	4	-	14
Charges for services	-	1	-	1
Intergovernmental charges for services	8	-	-	8
Licenses and permits	3	1	-	4
Miscellaneous	-	4	303	307
Total operating revenues	<u>1,340</u>	<u>574</u>	<u>303</u>	<u>2,217</u>
OPERATING EXPENSES				
Cost of sales and services	683	200	2,211	3,094
Administration	28	49	-	77
Depreciation and amortization	78	132	-	210
Total operating expenses	<u>789</u>	<u>381</u>	<u>2,211</u>	<u>3,381</u>
Operating income	<u>551</u>	<u>193</u>	<u>(1,908)</u>	<u>(1,164)</u>
NONOPERATING REVENUES (EXPENSES)				
Interest revenue	<u>78</u>	<u>22</u>	<u>68</u>	<u>168</u>
Change in net position	<u>629</u>	<u>215</u>	<u>(1,840)</u>	<u>(996)</u>
Total net position - beginning	<u>5,706</u>	<u>2,999</u>	<u>2,790</u>	<u>11,495</u>
Total net position - ending	<u>\$ 6,335</u>	<u>\$ 3,214</u>	<u>\$ 950</u>	<u>\$ 10,499</u>

MULTNOMAH COUNTY, OREGON
Statement of Cash Flows
Nonmajor Enterprise Funds
For the Year Ended June 30, 2023
(amounts expressed in thousands)

	Dunthorpe- Riverdale Service District No. 1	Mid-Multnomah County Street Lighting Service District No. 14	Behavioral Health Managed Care	Total
CASH FLOWS FROM OPERATING ACTIVITIES				
Receipts from customers and users	\$ 1,332	\$ 566	\$ 303	\$ 2,201
Receipts for interfund services provided	-	-	-	-
Payments to suppliers	(827)	(327)	(930)	(2,084)
Payments to employees	-	-	(968)	(968)
Payments for interfund services used	28	49	(614)	(537)
Net cash provided by (used for) operating activities	533	288	(2,209)	(1,388)
CASH FLOWS FROM NONCAPITAL FINANCING ACTIVITIES				
CASH FLOWS FROM CAPITAL AND RELATED FINANCING ACTIVITIES				
Increase in Construction in Progress	(505)	(1)	-	(506)
Acquisition of capital assets	-	-	-	-
Net cash provided by (used for) capital and related financing activities	(505)	(1)	-	(506)
CASH FLOWS FROM INVESTING ACTIVITIES				
Interest earnings	78	22	68	168
Net cash provided by (used for) investing activities	78	22	68	168
Net increase (decrease) in cash and cash equivalents	106	309	(2,141)	(1,726)
Cash and cash equivalents - beginning	2,776	617	3,742	7,135
Cash and cash equivalents - ending	\$ 2,882	\$ 926	\$ 1,601	\$ 5,409
Reconciliation of operating income (loss) to net cash provided by (used for) operating activities:				
Operating income (loss)	\$ 551	\$ 193	\$ (1,908)	\$ (1,164)
Adjustments to reconcile operating income (loss) to net cash provided by (used for) operating activities:				
Depreciation of capital assets	78	132	-	210
Changes in assets, liabilities and deferred outflows/inflows of resources:				
Accounts receivables, net	-	(7)	-	(7)
Special assessments receivable	(7)	-	-	(7)
Inventories	-	(45)	-	(45)
Prepaid items	-	-	-	-
Accounts payable	(89)	15	(4)	(78)
Total OPEB liability - County Plan	-	-	(55)	(55)
Deferred outflows - OPEB - County Plan	-	-	2	2
Deferred inflows - OPEB - County Plan	-	-	(1)	(1)
Net OPEB asset - RHIA	-	-	-	-
Deferred outflows - OPEB - RHIA	-	-	13	13
Deferred inflows - OPEB - RHIA	-	-	(8)	(8)
Net pension liability	-	-	(9)	(9)
Deferred outflows - pension	-	-	68	68
Deferred inflows - pension	-	-	(307)	(307)
Total adjustments	(18)	95	(301)	(224)
Net cash provided by (used for) operating activities	\$ 533	\$ 288	\$ (2,209)	\$ (1,388)
Noncash activities:				
Noncash capital contributions	\$ -	\$ -	\$ -	\$ -

MULTNOMAH COUNTY, OREGON
Schedule of Revenues, Expenditures, and Changes in Fund Balances - Budget and Actual
Health Department FQHC - Major Fund
For the Year Ended June 30, 2023
(amounts expressed in thousands)

	<u>Budgeted Amounts</u>		<u>Actual</u>	<u>Variance</u>
	<u>Original</u>	<u>Final</u>	<u>Amounts</u>	
REVENUES				
Charges for services	\$ 6,915	\$ 7,267	\$ 3,544	\$ (3,723)
Intergovernmental charges for services	125,133	124,998	152,080	27,082
Intergovernmental grants	14,400	14,750	14,838	88
Non-governmental grants	8,113	8,307	10,458	2,151
Interest	-	-	1,154	1,154
Miscellaneous	-	-	131	131
Total revenues	<u>154,561</u>	<u>155,322</u>	<u>182,205</u>	<u>26,883</u>
EXPENDITURES				
Current:				
Health services	158,361	159,122	144,149	14,973
Contingency	4,700	4,700	-	4,700
Total expenditures	<u>163,061</u>	<u>163,822</u>	<u>144,149</u>	<u>19,673</u>
Net change in fund balances	(8,500)	(8,500)	38,056	46,556
Fund balances - beginning	<u>13,200</u>	<u>13,200</u>	<u>38,390</u>	<u>25,190</u>
Fund balances - ending	<u>\$ 4,700</u>	<u>\$ 4,700</u>	76,446	<u>\$ 71,746</u>
Reconciliation to full accrual basis:				
Capital assets, net of accumulated depreciation and amortization			1,802	
Compensated absences			(4,027)	
OPEB - County Plan:				
Deferred outflows - County Plan			1,604	
Total OPEB liability - County Plan			(12,800)	
Deferred inflows - County Plan			(2,611)	
OPEB - RHIA:				
Net OPEB asset - RHIA			1,321	
Deferred outflows - RHIA			503	
Deferred inflows - RHIA			(335)	
Pension Plan:				
Deferred outflows - pension			28,553	
Net pension liability			(55,819)	
Deferred inflows - pension			(17,372)	
Net position as reported on the Statement of Revenues, Expenses and Changes in Net Position, Proprietary Funds			<u>\$ 17,265</u>	

MULTNOMAH COUNTY, OREGON
Schedule of Revenues, Expenditures, and Changes in Fund Balances - Budget and Actual
Dunthorpe-Riverdale Service District No. 1 Fund
For the Year Ended June 30, 2023
(amounts expressed in thousands)

	<u>Budgeted Amounts</u>		<u>Actual</u> <u>Amounts</u>	<u>Variance</u>
	<u>Original</u>	<u>Final</u>		
REVENUES				
Current assessments	\$ 1,299	\$ 1,299	\$ 1,314	\$ 15
Prior assessments	8	8	10	2
Intergovernmental charges for services	-	-	8	8
Licenses and permits	-	-	3	3
Interest	12	12	78	66
Total revenues	<u>1,319</u>	<u>1,319</u>	<u>1,413</u>	<u>94</u>
EXPENDITURES				
Current:				
Community services	1,433	1,433	1,219	214
Contingency	50	50	-	50
Total expenditures	<u>1,483</u>	<u>1,483</u>	<u>1,219</u>	<u>264</u>
Net change in fund balances	(164)	(164)	194	358
Fund balances - beginning	<u>2,240</u>	<u>2,240</u>	<u>2,275</u>	<u>35</u>
Fund balances - ending	<u>\$ 2,076</u>	<u>\$ 2,076</u>	2,469	<u>\$ 393</u>
Reconciliation to full accrual basis:				
Capital assets, net of accumulated depreciation and amortization			3,833	
Assessment revenues that were not available to fund current expenditures and therefore were not reported in the budgetary basis schedule			35	
Allowance for uncollectible accounts, assessments			<u>(2)</u>	
Net position as reported on the Statement of Revenues, Expenses and Changes in Net Position, Proprietary Funds			<u>\$ 6,335</u>	

MULTNOMAH COUNTY, OREGON
Schedule of Revenues, Expenditures, and Changes in Fund Balances - Budget and Actual
Mid-Multnomah County Street Lighting Service District No. 14 Fund
For the Year Ended June 30, 2023
(amounts expressed in thousands)

	<u>Budgeted Amounts</u>		<u>Actual</u> <u>Amounts</u>	<u>Variance</u>
	<u>Original</u>	<u>Final</u>		
REVENUES				
Current assessments	\$ 551	\$ 551	\$ 561	\$ 10
Prior assessments	4	4	4	-
Charges for services	-	-	1	1
Licenses and permits	-	-	1	1
Interest	3	3	22	19
Miscellaneous	-	-	4	4
Total revenues	<u>558</u>	<u>558</u>	<u>593</u>	<u>35</u>
EXPENDITURES				
Current:				
Community services	<u>983</u>	<u>983</u>	<u>257</u>	<u>726</u>
Total expenditures	<u>983</u>	<u>983</u>	<u>257</u>	<u>726</u>
Net change in fund balances	(425)	(425)	336	761
Fund balances - beginning	<u>600</u>	<u>600</u>	<u>623</u>	<u>23</u>
Fund balances - ending	<u><u>\$ 175</u></u>	<u><u>\$ 175</u></u>	<u>959</u>	<u><u>\$ 784</u></u>
Reconciliation to full accrual basis:				
Capital assets, net of accumulated depreciation and amortization			2,241	
Assessment revenues that were not available to fund current expenditures and therefore were not reported in the budgetary basis schedule			16	
Allowance for uncollectible accounts, assessments			<u>(2)</u>	
Net position as reported on the Statement of Revenues, Expenses and Changes in Net Position, Proprietary Funds			<u><u>\$ 3,214</u></u>	

MULTNOMAH COUNTY, OREGON
Schedule of Revenues, Expenditures, and Changes in Fund Balances - Budget and Actual
Behavioral Health Managed Care Fund
For the Year Ended June 30, 2023
(amounts expressed in thousands)

	<u>Budgeted Amounts</u>		<u>Actual</u>	<u>Variance</u>
	<u>Original</u>	<u>Final</u>	<u>Amounts</u>	
REVENUES				
Interest	\$ -	\$ -	\$ 68	\$ 68
Total revenues	<u>-</u>	<u>-</u>	<u>68</u>	<u>68</u>
EXPENDITURES				
Current:				
Health services	2,120	2,323	2,207	116
Total expenditures	<u>2,120</u>	<u>2,323</u>	<u>2,207</u>	<u>116</u>
Net change in fund balances	(2,120)	(2,323)	(2,139)	184
Fund balances - beginning	<u>2,120</u>	<u>2,323</u>	<u>3,734</u>	<u>1,411</u>
Fund balances - ending	<u>\$ -</u>	<u>\$ -</u>	1,595	<u>\$ 1,595</u>
Reconciliation to full accrual basis:				
OPEB - County Plan:				
Deferred outflows - County Plan			19	
Total OPEB liability - County Plan			(148)	
Deferred inflows - County Plan			(30)	
OPEB - RHIA:				
Net OPEB asset - RHIA			15	
Deferred outflows - RHIA			6	
Deferred inflows - RHIA			(4)	
Pension Plan:				
Deferred outflows - pension			322	
Net pension liability			(629)	
Deferred inflows - pension			<u>(196)</u>	
Net position as reported on the Statement of Revenues, Expenses and Changes in Net Position, Proprietary Funds			<u>\$ 950</u>	

NONMAJOR INTERNAL SERVICE FUNDS

These funds account for activities and services performed primarily for other organizational units within the County. Charges to the County agencies are calculated to recover costs and maintain capital. Internal Services Funds are entirely or predominantly self-supporting through user charges, operating earnings, or transfers from other funds. The County accounts for certain expenditures of the Internal Service Funds for budgetary purposes on the modified cash basis of accounting. For financial reporting purposes, the accrual basis of accounting is used. Such differences relate to the methods of accounting for depreciation and capital outlay, compensated absences, pension and other postemployment benefits.

- **Risk Management Fund** - accounts for internal service reimbursements, revenues and expenses associated with the County's insurance requirements and administration of workers' compensation, general liability, tort, auto, property, employee medical, dental, vision, life and long-term disability claims and insurance, employee benefits, health promotion, other postemployment benefit obligations, and unemployment insured and self-insured programs pursuant to MCC 7.101.
- **Fleet Management Fund** - accounts for internal service reimbursements, revenues and expenses associated with the administration and operation of the County's motor vehicle fleet.
- **Fleet Asset Replacement Fund** -accounts for internal service reimbursements, revenues and expenses associated with the replacement of County owned vehicles and equipment.
- **Information Technology Fund** - accounts for internal service reimbursements, revenues and expenses associated with the administration and operation of the County's data processing and telephone services operations. This fund includes replacement and upgrade of personal computers, standard software suite common to all County users and telephone equipment.
- **Mail Distribution Fund** - accounts for internal service reimbursements, revenues and expenses associated with the administration and operation of the County's U.S. Mail, internal distribution and delivery, and records management.
- **Facilities Management Fund** - accounts for internal service reimbursements, revenues and expenses associated with the administration and operation of the County's property management, custodial, maintenance and leasing of all County-owned and leased property.

(This page intentionally left blank.)

(This page intentionally left blank.)

MULTNOMAH COUNTY, OREGON
Combining Statement of Net Position
Internal Service Funds
June 30, 2023
(amounts expressed in thousands)

	Government Activities - Internal Service Funds		
	Risk Management	Fleet Management	Fleet Asset Replacement
ASSETS			
Current assets:			
Cash and investments	\$ 108,225	\$ 1,388	\$ 9,162
Accounts receivable, net	2	113	-
Leases receivable	-	-	-
Inventories	-	712	-
Prepaid items	221	-	-
Total current assets	<u>108,448</u>	<u>2,213</u>	<u>9,162</u>
Noncurrent assets:			
Leases receivable	-	-	-
Net OPEB asset - RHIA	180	25	-
Capital assets:			
Construction in progress	-	-	-
Other capital assets, net	-	887	5,932
Total noncurrent assets	<u>180</u>	<u>912</u>	<u>5,932</u>
Total assets	<u>108,628</u>	<u>3,125</u>	<u>15,094</u>
DEFERRED OUTFLOWS OF RESOURCES			
OPEB - County Plan	215	30	-
OPEB - RHIA	69	9	-
Pension plan	3,897	533	-
Total deferred outflows of resources	<u>4,181</u>	<u>572</u>	<u>-</u>
LIABILITIES			
Current liabilities:			
Accounts payable	3,073	300	460
Payroll payable	176	26	-
Compensated absences	365	53	-
Claims and judgments payable	10,007	-	-
Accrued interest payable	-	-	-
Right-of-use obligations	-	-	-
Total current liabilities	<u>13,621</u>	<u>379</u>	<u>460</u>
Noncurrent liabilities:			
Compensated absences	390	-	-
Right-of-use obligations	-	-	-
Total OPEB liability - County Plan	1,712	243	-
Net pension liability	7,618	1,042	-
Total noncurrent liabilities	<u>9,720</u>	<u>1,285</u>	<u>-</u>
Total liabilities	<u>23,341</u>	<u>1,664</u>	<u>460</u>
DEFERRED INFLOWS OF RESOURCES			
Leases	-	-	-
OPEB - County Plan	349	50	-
OPEB - RHIA	46	6	-
Pension plan	2,371	324	-
Total deferred inflows of resources	<u>2,766</u>	<u>380</u>	<u>-</u>
NET POSITION			
Investment in capital assets	-	887	5,932
Unrestricted	86,702	766	8,702
Total net position	<u>\$ 86,702</u>	<u>\$ 1,653</u>	<u>\$ 14,634</u>

Government Activities - Internal Service Funds

Information Technology	Mail Distribution	Facilities Management	Total Internal Service Funds
\$ 2,597	\$ 631	\$ 7,876	\$ 129,879
2	-	520	637
-	-	71	71
-	148	707	1,567
7,771	96	259	8,347
<u>10,370</u>	<u>875</u>	<u>9,433</u>	<u>140,501</u>
-	-	1,173	1,173
544	23	263	1,035
621	-	-	621
24,583	22	42,478	73,902
<u>25,748</u>	<u>45</u>	<u>43,914</u>	<u>76,731</u>
<u>36,118</u>	<u>920</u>	<u>53,347</u>	<u>217,232</u>
624	27	308	1,204
207	9	100	394
11,751	503	5,679	22,363
<u>12,582</u>	<u>539</u>	<u>6,087</u>	<u>23,961</u>
4,046	218	5,331	13,428
589	26	291	1,108
1,366	54	617	2,455
-	-	-	10,007
287	-	1	288
3,984	-	7,394	11,378
<u>10,272</u>	<u>298</u>	<u>13,634</u>	<u>38,664</u>
781	-	175	1,346
11,193	-	32,030	43,223
4,978	215	2,459	9,607
22,972	982	11,103	43,717
<u>39,924</u>	<u>1,197</u>	<u>45,767</u>	<u>97,893</u>
<u>50,196</u>	<u>1,495</u>	<u>59,401</u>	<u>136,557</u>
-	-	1,244	1,244
1,016	44	502	1,961
138	6	67	263
7,149	306	3,455	13,605
<u>8,303</u>	<u>356</u>	<u>5,268</u>	<u>17,073</u>
10,028	22	3,053	19,922
(19,827)	(414)	(8,288)	67,641
<u>\$ (9,799)</u>	<u>\$ (392)</u>	<u>\$ (5,235)</u>	<u>\$ 87,563</u>

MULTNOMAH COUNTY, OREGON
Combining Statement of Revenues, Expenses and Changes in Net Position
Internal Service Funds
For the Year Ended June 30, 2023
(amounts expressed in thousands)

	<u>Government Activities - Internal Service Funds</u>		
	<u>Risk Management</u>	<u>Fleet Management</u>	<u>Fleet Asset Replacement</u>
OPERATING REVENUES			
Charges for services	\$ 134,515	\$ 7,162	\$ 2,427
Intergovernmental charges for services	-	-	-
Insurance premiums	11,126	-	-
Licenses and permits	6	-	-
Interest	-	-	-
Miscellaneous	2,148	19	-
Total operating revenues	<u>147,795</u>	<u>7,181</u>	<u>2,427</u>
OPERATING EXPENSES			
Cost of sales and services	145,901	4,807	-
Administration	2,263	813	-
Depreciation and amortization	-	381	1,525
Total operating expenses	<u>148,164</u>	<u>6,001</u>	<u>1,525</u>
Operating income (loss)	<u>(369)</u>	<u>1,180</u>	<u>902</u>
NONOPERATING REVENUES (EXPENSES)			
Interest revenue	2,511	17	223
Interest expense	-	-	-
Gain (loss) on sale of capital assets	-	334	-
Total nonoperating revenues (expenses)	<u>2,511</u>	<u>351</u>	<u>223</u>
Income (loss) before contributions and transfers	2,142	1,531	1,125
Transfers in	-	-	379
Transfers out	-	(379)	-
Capital contributions in	-	-	126
Change in net position	<u>2,142</u>	<u>1,152</u>	<u>1,630</u>
Total net position - beginning	<u>84,560</u>	<u>501</u>	<u>13,004</u>
Total net position - ending	<u>\$ 86,702</u>	<u>\$ 1,653</u>	<u>\$ 14,634</u>

Government Activities - Internal Service Funds

Information Technology	Mail Distribution	Facilities Management	Total Internal Service Funds
\$ 66,779	\$ 4,006	\$ 72,288	\$ 287,177
-	-	1,131	1,131
-	-	-	11,126
-	-	-	6
-	-	39	39
-	-	160	2,327
<u>66,779</u>	<u>4,006</u>	<u>73,618</u>	<u>301,806</u>
55,117	3,442	61,755	271,022
3,656	431	1,524	8,687
<u>6,792</u>	<u>6</u>	<u>9,753</u>	<u>18,457</u>
<u>65,565</u>	<u>3,879</u>	<u>73,032</u>	<u>298,166</u>
<u>1,214</u>	<u>127</u>	<u>586</u>	<u>3,640</u>
195	10	108	3,064
(326)	-	(1,147)	(1,473)
-	-	(2)	332
<u>(131)</u>	<u>10</u>	<u>(1,041)</u>	<u>1,923</u>
1,083	137	(455)	5,563
75	-	124	578
(1,880)	-	(365)	(2,624)
-	-	-	126
<u>(722)</u>	<u>137</u>	<u>(696)</u>	<u>3,643</u>
<u>(9,077)</u>	<u>(529)</u>	<u>(4,539)</u>	<u>83,920</u>
<u>\$ (9,799)</u>	<u>\$ (392)</u>	<u>\$ (5,235)</u>	<u>\$ 87,563</u>

MULTNOMAH COUNTY, OREGON
Combining Statement of Cash Flows
Internal Service Funds
For the Year Ended June 30, 2023
(amounts expressed in thousands)

	<u>Risk Management</u>	<u>Fleet Management</u>	<u>Fleet Asset Replacement</u>	<u>Information Technology</u>
CASH FLOWS FROM OPERATING ACTIVITIES				
Receipts from customers and users	\$ 13,459	\$ 249	\$ -	\$ 19
Receipts for interfund services provided	134,447	7,154	2,427	66,762
Payments to suppliers	(132,472)	(2,590)	-	(17,692)
Payments to employees	(13,137)	(1,648)	298	(32,287)
Payments for interfund services used	(1,222)	(1,790)	-	(11,471)
Net cash provided by (used for) operating activities	<u>1,075</u>	<u>1,375</u>	<u>2,725</u>	<u>5,331</u>
CASH FLOWS FROM NONCAPITAL FINANCING ACTIVITIES				
Transfers in	-	-	379	75
Transfers out	-	(379)	-	(1,880)
Internal loan remittance	7,062	-	-	-
Net cash provided by (used for) noncapital and related financing activities	<u>7,062</u>	<u>(379)</u>	<u>379</u>	<u>(1,805)</u>
CASH FLOWS FROM CAPITAL AND RELATED FINANCING ACTIVITIES				
Capital contributions in	-	-	126	-
Principal paid on right-of-use obligations	-	-	-	(1,704)
Interest paid righ-of-use obligations	-	-	-	(39)
Acquisition of capital assets	-	(354)	(2,534)	(4,083)
Proceeds from sales of capital assets	-	334	-	-
Net cash provided by (used for) capital and related financing activities	<u>-</u>	<u>(20)</u>	<u>(2,408)</u>	<u>(5,826)</u>
CASH FLOWS FROM INVESTING ACTIVITIES				
Interest earnings	2,511	17	223	195
Net cash provided by (used for) investing activities	<u>2,511</u>	<u>17</u>	<u>223</u>	<u>195</u>
Net increase (decrease) in cash and cash equivalents	10,648	993	919	(2,105)
Cash and cash equivalents - beginning	<u>97,577</u>	<u>395</u>	<u>8,243</u>	<u>4,702</u>
Cash and cash equivalents - ending	<u>\$ 108,225</u>	<u>\$ 1,388</u>	<u>\$ 9,162</u>	<u>\$ 2,597</u>

<u>Mail Distribution</u>	<u>Facilities Management</u>	<u>Total Internal Service Funds</u>
\$ -	\$ 2,618	\$ 16,345
4,006	71,172	285,968
(1,147)	(35,989)	(189,890)
(1,478)	(16,435)	(64,687)
(1,356)	(10,273)	(26,112)
<u>25</u>	<u>11,093</u>	<u>21,624</u>
-	124	578
-	(365)	(2,624)
-	-	7,062
<u>-</u>	<u>(241)</u>	<u>5,016</u>
-	-	126
-	(7,490)	(9,194)
-	(1,147)	(1,186)
(26)	(763)	(7,760)
<u>-</u>	<u>-</u>	<u>334</u>
<u>(26)</u>	<u>(9,400)</u>	<u>(17,680)</u>
<u>10</u>	<u>108</u>	<u>3,064</u>
<u>10</u>	<u>108</u>	<u>3,064</u>
9	1,560	12,024
<u>622</u>	<u>6,316</u>	<u>117,855</u>
<u>\$ 631</u>	<u>\$ 7,876</u>	<u>\$ 129,879</u>

MULTNOMAH COUNTY, OREGON
Combining Statement of Cash Flows
Internal Service Funds
For the Year Ended June 30, 2023
(amounts expressed in thousands)

	<u>Risk Management</u>	<u>Fleet Management</u>	<u>Fleet Asset Replacement</u>	<u>Information Technology</u>
Reconciliation of operating income (loss) to net cash provided by (used for) operating activities:				
Operating income (loss)	\$ (369)	\$ 1,180	\$ 902	\$ 1,214
Adjustments to reconcile operating income (loss) to net cash provided by (used for) operating activities:				
Depreciation and amortization of capital assets	-	381	1,525	6,792
Changes in assets, liabilities and deferred inflows/outflows of resources:				
Accounts receivables, net	111	(121)	-	3
Inventories	-	(6)	-	-
Prepaid items	78	-	-	(1,684)
Accounts payable	868	68	298	930
Claims and judgments payable	655	-	-	-
Payroll Payable	33	(3)	-	35
Compensated absences	130	3	-	198
Total OPEB liability - County Plan	(59)	(22)	-	(328)
Deferred outflows - OPEB - County Plan	(39)	(4)	-	(95)
Deferred inflows - OPEB - County Plan	79	11	-	208
Net OPEB asset - RHIA	(54)	(7)	-	(155)
Deferred outflows - OPEB - RHIA	95	15	-	305
Deferred inflows - OPEB - RHIA	(56)	(9)	-	(180)
Net pension liability	2,106	239	-	5,744
Deferred outflows - pension	(530)	(41)	-	(1,228)
Deferred inflows - pension	(1,973)	(309)	-	(6,428)
Total adjustments	1,444	195	1,823	4,117
Net cash provided by (used for) operating activities	<u>\$ 1,075</u>	<u>\$ 1,375</u>	<u>\$ 2,725</u>	<u>\$ 5,331</u>
Noncash financing activities:				
None	\$ -	\$ -	\$ -	\$ 16,881

<u>Mail Distribution</u>	<u>Facilities Management</u>	<u>Total Internal Service Funds</u>
\$ 127	\$ 586	\$ 3,640
6	9,753	18,457
-	174	167
111	68	173
(96)	(51)	(1,753)
(26)	1,240	3,378
-	-	655
1	31	97
-	67	398
(25)	(75)	(509)
(3)	(56)	(197)
7	116	421
(5)	(78)	(299)
14	143	572
(8)	(84)	(337)
249	2,931	11,269
(55)	(687)	(2,541)
<u>(272)</u>	<u>(2,985)</u>	<u>(11,967)</u>
<u>(102)</u>	<u>10,507</u>	<u>17,984</u>
<u>\$ 25</u>	<u>\$ 11,093</u>	<u>\$ 21,624</u>
\$ -	\$ 706	\$ 17,587

MULTNOMAH COUNTY, OREGON
Schedule of Revenues, Expenditures, and Changes in Fund Balances - Budget and Actual
Risk Management Fund
For the Year Ended June 30, 2023
(amounts expressed in thousands)

	<u>Budgeted Amounts</u>		<u>Actual</u>	<u>Variance</u>
	<u>Original</u>	<u>Final</u>	<u>Amounts</u>	
REVENUES				
Charges for services	\$ 151,748	\$ 156,094	\$ 134,515	\$ (21,579)
Insurance premiums	11,135	11,135	11,126	(9)
Licenses and permits	-	-	6	6
Interest	935	935	2,511	1,576
Miscellaneous	1,320	1,320	2,148	828
Total revenues	<u>165,138</u>	<u>169,484</u>	<u>150,306</u>	<u>(19,178)</u>
EXPENDITURES				
Current:				
County management	164,947	169,293	141,097	28,196
Nondepartmental	7,253	7,253	6,715	538
Contingency	14,417	14,417	-	14,417
Total expenditures	<u>186,617</u>	<u>190,963</u>	<u>147,812</u>	<u>43,151</u>
Revenues over (under) expenditures	<u>(21,479)</u>	<u>(21,479)</u>	<u>2,494</u>	<u>23,973</u>
OTHER FINANCING SOURCES (USES)				
Internal loan proceeds	7,062	7,062	7,062	-
Total other financing sources (uses)	<u>7,062</u>	<u>7,062</u>	<u>7,062</u>	<u>-</u>
Net change in fund balances	(14,417)	(14,417)	9,556	23,973
Fund balances - beginning	96,113	96,113	95,643	(470)
Fund balances - ending	<u>\$ 81,696</u>	<u>\$ 81,696</u>	105,199	<u>\$ 23,503</u>
Reconciliation to full accrual basis:				
Compensated absences			(755)	
Claims and judgments payable			(10,007)	
OPEB - County Plan:				
Deferred outflows - County Plan			215	
Total OPEB liability - County Plan			(1,712)	
Deferred inflows - County Plan			(349)	
OPEB - RHIA:				
Net OPEB asset - RHIA			180	
Deferred outflows - RHIA			69	
Deferred inflows - RHIA			(46)	
Pension Plan:				
Deferred outflows - pension			3,897	
Net pension liability			(7,618)	
Deferred inflows - pension			<u>(2,371)</u>	
Net position as reported on the Statement of Revenues, Expenses and Changes in Net Position, Internal Service Funds			<u>\$ 86,702</u>	

MULTNOMAH COUNTY, OREGON
Schedule of Revenues, Expenditures, and Changes in Fund Balances - Budget and Actual
Fleet Management Fund
For the Year Ended June 30, 2023
(amounts expressed in thousands)

	<u>Budgeted Amounts</u>		<u>Actual</u> <u>Amounts</u>	<u>Variance</u>
	<u>Original</u>	<u>Final</u>		
REVENUES				
Charges for services	\$ 7,057	\$ 7,057	\$ 7,162	\$ 105
Interest	-	-	17	17
Miscellaneous	-	-	19	19
Total revenues	<u>7,057</u>	<u>7,057</u>	<u>7,198</u>	<u>141</u>
EXPENDITURES				
Current:				
County assets	<u>7,779</u>	<u>7,779</u>	<u>6,107</u>	<u>1,672</u>
Total expenditures	<u>7,779</u>	<u>7,779</u>	<u>6,107</u>	<u>1,672</u>
Revenues over (under) expenditures	<u>(722)</u>	<u>(722)</u>	<u>1,091</u>	<u>1,813</u>
NONOPERATING REVENUES				
Gain (loss) on sale of capital assets	-	-	334	334
Total nonoperating revenues	<u>-</u>	<u>-</u>	<u>334</u>	<u>334</u>
OTHER FINANCING SOURCES (USES)				
Transfers out	<u>(379)</u>	<u>(379)</u>	<u>(379)</u>	<u>-</u>
Total other financing sources (uses)	<u>(379)</u>	<u>(379)</u>	<u>(379)</u>	<u>-</u>
Net change in fund balances	(1,101)	(1,101)	1,046	2,147
Fund balances - beginning	<u>1,101</u>	<u>1,101</u>	<u>841</u>	<u>(260)</u>
Fund balances - ending	<u>\$ -</u>	<u>\$ -</u>	<u>1,887</u>	<u>\$ 1,887</u>
Reconciliation to full accrual basis:				
Capital assets, net of accumulated depreciation and amortization			887	
Compensated absences			(53)	
OPEB - County Plan:				
Deferred outflows - County Plan			30	
Total OPEB liability - County Plan			(243)	
Deferred inflows - County Plan			(50)	
OPEB - RHIA:				
Net OPEB asset - RHIA			25	
Deferred outflows - RHIA			9	
Deferred inflows - RHIA			(6)	
Pension Plan:				
Deferred outflows - pension			533	
Net pension liability			(1,042)	
Deferred inflows - pension			<u>(324)</u>	
Net position as reported on the Statement of Revenues, Expenses and Changes in Net Position, Internal Service Funds			<u>\$ 1,653</u>	

MULTNOMAH COUNTY, OREGON
Schedule of Revenues, Expenditures, and Changes in Fund Balances - Budget and Actual
Fleet Asset Replacement Fund
For the Year Ended June 30, 2023
(amounts expressed in thousands)

	<u>Budgeted Amounts</u>		<u>Actual</u> <u>Amounts</u>	<u>Variance</u>
	<u>Original</u>	<u>Final</u>		
REVENUES				
Charges for services	\$ 2,629	\$ 2,629	\$ 2,427	\$ (202)
Interest	-	-	223	223
Total revenues	<u>2,629</u>	<u>2,629</u>	<u>2,650</u>	<u>21</u>
EXPENDITURES				
Current:				
County assets	10,921	10,921	2,408	8,513
Total expenditures	<u>10,921</u>	<u>10,921</u>	<u>2,408</u>	<u>8,513</u>
Revenues over (under) expenditures	<u>(8,292)</u>	<u>(8,292)</u>	<u>242</u>	<u>8,534</u>
OTHER FINANCING SOURCES (USES)				
Transfers in	379	379	379	-
Total other financing sources (uses)	<u>379</u>	<u>379</u>	<u>379</u>	<u>-</u>
Net change in fund balances	(7,913)	(7,913)	621	8,534
Fund balances - beginning	<u>7,913</u>	<u>7,913</u>	<u>8,081</u>	<u>168</u>
Fund balances - ending	<u>\$ -</u>	<u>\$ -</u>	<u>8,702</u>	<u>\$ 8,702</u>
Reconciliation to full accrual basis:				
Capital assets, net of accumulated depreciation and amortization			<u>5,932</u>	
Net position as reported on the Statement of Revenues, Expenses and Changes in Net Position, Internal Service Funds			<u>\$ 14,634</u>	

MULTNOMAH COUNTY, OREGON
Schedule of Revenues, Expenditures, and Changes in Fund Balances - Budget and Actual
Information Technology Fund
For the Year Ended June 30, 2023
(amounts expressed in thousands)

	<u>Budgeted Amounts</u>		<u>Actual</u> <u>Amounts</u>	<u>Variance</u>
	<u>Original</u>	<u>Final</u>		
REVENUES				
Charges for services	\$ 72,425	\$ 72,427	\$ 66,779	\$ (5,648)
Interest	-	-	195	195
Total revenues	<u>72,425</u>	<u>72,427</u>	<u>66,974</u>	<u>(5,453)</u>
EXPENDITURES				
Current:				
County assets	78,051	78,053	66,557	11,496
Total expenditures	<u>78,051</u>	<u>78,053</u>	<u>66,557</u>	<u>11,496</u>
Revenues over (under) expenditures	<u>(5,626)</u>	<u>(5,626)</u>	417	6,043
OTHER FINANCING SOURCES (USES)				
Transfers in	75	75	75	-
Transfers out	(1,880)	(1,880)	(1,880)	-
Total other financing sources (uses)	<u>(1,805)</u>	<u>(1,805)</u>	<u>(1,805)</u>	<u>-</u>
Net change in fund balances	(7,431)	(7,431)	(1,388)	6,043
Fund balances - beginning	<u>7,431</u>	<u>7,431</u>	<u>7,122</u>	<u>(309)</u>
Fund balances - ending	<u>\$ -</u>	<u>\$ -</u>	5,734	<u>\$ 5,734</u>
Reconciliation to full accrual basis:				
Capital assets, net of accumulated depreciation and amortization			8,754	
Compensated absences			(2,147)	
OPEB - County Plan:				
Deferred outflows - County Plan			624	
Total OPEB liability - County Plan			(4,978)	
Deferred inflows - County Plan			(1,016)	
OPEB - RHIA:				
Net OPEB asset - RHIA			544	
Deferred outflows - RHIA			207	
Deferred inflows - RHIA			(138)	
Pension Plan:				
Deferred outflows - pension			11,751	
Net pension liability			(22,972)	
Deferred inflows - pension			(7,149)	
Right-of-use:				
Right-of-use assets, net			16,450	
Right-of-use obligations			(15,176)	
Accrued interest payable			<u>(287)</u>	
Net position as reported on the Statement of Revenues, Expenses and Changes in Net Position, Internal Service Funds			<u>\$ (9,799)</u>	

MULTNOMAH COUNTY, OREGON
Schedule of Revenues, Expenditures, and Changes in Fund Balances - Budget and Actual
Mail Distribution Fund
For the Year Ended June 30, 2023
(amounts expressed in thousands)

	<u>Budgeted Amounts</u>		<u>Actual</u> <u>Amounts</u>	<u>Variance</u>
	<u>Original</u>	<u>Final</u>		
REVENUES				
Charges for services	\$ 3,989	\$ 3,989	\$ 4,006	\$ 17
Interest	-	-	10	10
Total revenues	<u>3,989</u>	<u>3,989</u>	<u>4,016</u>	<u>27</u>
EXPENDITURES				
Current:				
County assets	<u>4,429</u>	<u>4,429</u>	<u>3,998</u>	<u>431</u>
Total expenditures	<u>4,429</u>	<u>4,429</u>	<u>3,998</u>	<u>431</u>
Net change in fund balances	(440)	(440)	18	458
Fund balances - beginning	<u>440</u>	<u>440</u>	<u>613</u>	<u>173</u>
Fund balances - ending	<u>\$ -</u>	<u>\$ -</u>	<u>631</u>	<u>\$ 631</u>
Reconciliation to full accrual basis:				
Capital assets, net of accumulated depreciation and amortization			22	
Compensated absences			(54)	
OPEB - County Plan:				
Deferred outflows - County Plan			27	
Total OPEB liability - County Plan			(215)	
Deferred inflows - County Plan			(44)	
OPEB - RHIA:				
Net OPEB asset - RHIA			23	
Deferred outflows - RHIA			9	
Deferred inflows - RHIA			(6)	
Pension Plan:				
Deferred outflows - pension			503	
Net pension liability			(982)	
Deferred inflows - pension			<u>(306)</u>	
Net position as reported on the Statement of Revenues, Expenses and Changes in Net Position, Internal Service Funds			<u>\$ (392)</u>	

MULTNOMAH COUNTY, OREGON
Schedule of Revenues, Expenditures, and Changes in Fund Balances - Budget and Actual
Facilities Management Fund
For the Year Ended June 30, 2023
(amounts expressed in thousands)

	<u>Budgeted Amounts</u>		<u>Actual</u>	<u>Variance</u>
	<u>Original</u>	<u>Final</u>	<u>Amounts</u>	
REVENUES				
Charges for services	\$ 70,556	\$ 70,557	\$ 72,327	\$ 1,770
Intergovernmental charges for services	1,053	1,053	1,131	78
Interest	-	-	108	108
Miscellaneous	104	104	160	56
Total revenues	<u>71,713</u>	<u>71,714</u>	<u>73,726</u>	<u>2,012</u>
EXPENDITURES				
Current:				
County assets	72,014	72,015	73,387	(1,372)
Contingency	2,502	2,502	-	2,502
Total expenditures	<u>74,516</u>	<u>74,517</u>	<u>73,387</u>	<u>1,130</u>
Revenues over (under) expenditures	<u>(2,803)</u>	<u>(2,803)</u>	<u>339</u>	<u>3,142</u>
OTHER FINANCING SOURCES (USES)				
Transfers in	124	124	124	-
Transfers out	(365)	(365)	(365)	-
Total other financing sources (uses)	<u>(241)</u>	<u>(241)</u>	<u>(241)</u>	<u>-</u>
Net change in fund balances	(3,044)	(3,044)	98	3,142
Fund balances - beginning	<u>3,044</u>	<u>3,044</u>	<u>3,642</u>	<u>598</u>
Fund balances - ending	<u>\$ -</u>	<u>\$ -</u>	<u>3,740</u>	<u>\$ 3,740</u>
Reconciliation to full accrual basis:				
Capital assets, net of accumulated depreciation and amortization			5,945	
Compensated absences			(792)	
OPEB - County Plan:				
Deferred outflows - County Plan			308	
Total OPEB liability - County Plan			(2,459)	
Deferred inflows - County Plan			(502)	
OPEB - RHIA:				
Net OPEB asset - RHIA			263	
Deferred outflows - RHIA			100	
Deferred inflows - RHIA			(67)	
Pension Plan:				
Deferred outflows - pension			5,679	
Net pension liability			(11,103)	
Deferred inflows - pension			(3,455)	
Right-of-use:				
Receivable - leases			1,244	
Right-of-use assets, net			36,533	
Right-of-use obligations			(39,424)	
Deferred inflows - leases			(1,244)	
Accrued interest payable			(1)	
Net position as reported on the Statement of Revenues, Expenses and Changes in Net Position, Internal Service Funds			<u>\$ (5,235)</u>	

(This page intentionally left blank.)

COMBINING AND INDIVIDUAL FUND STATEMENTS AND SCHEDULES FIDUCIARY FUNDS

Custodial Funds

These custodial funds account for resources received and held by the County in a purely custodial capacity. Disbursements are made in accordance with the agreement or applicable legislative enactment for each particular fund. The accrual basis of accounting is used to record transactions in the custodial funds.

- **Client Custodian Funds** - Accounts for receipts and disbursements for individuals who are not capable of handling their own financial affairs.
- **Property Tax Funds** - Accounts for the collection and disbursement various property tax accounts for governmental entities located in Multnomah County.
- **Department of County Management Custodial Funds** - Accounts for the collection and disbursement of various monies held by Multnomah County in a fiduciary capacity.
- **Multnomah County Sheriff Custodial Funds** - Accounts for receipts and disbursements for individuals who are incarcerated.
- **Visitors' Facilities Trust Fund** - Accounts for collection and disbursement of motor vehicle rental tax and transient lodging tax used for visitor facilities.
- **MCSO Criminal Forfeitures Fund** - Accounts for cash transactions subject to forfeiture under 1989 Oregon Law, Chapter 791.

(This page intentionally left blank.)

(This page intentionally left blank.)

MULTNOMAH COUNTY, OREGON
Combining Statement of Fiduciary Net Position
Custodial Funds
June 30, 2023
(amounts expressed in thousands)

	Client Custodian Funds	Property Tax Funds	Department of County Management Custodial Funds	Multnomah County Sheriff Custodial Funds	Visitors Facility Trust Fund
ASSETS					
Restricted assets:					
Cash and investments	\$ 1,392	\$ 35,316	\$ 2,860	\$ 411	\$ 20,333
Taxes receivable	-	44,630	-	-	4,017
Total assets	<u>1,392</u>	<u>79,946</u>	<u>2,860</u>	<u>411</u>	<u>24,350</u>
LIABILITIES					
Liabilities payable from restricted assets:					
Accounts payable	79	6,699	1,118	133	-
Due to other governmental units	-	44,019	1,742	-	-
Total liabilities	<u>79</u>	<u>50,718</u>	<u>2,860</u>	<u>133</u>	<u>-</u>
NET POSITION					
Restricted for:					
Individuals, organizations, and other governments	1,313	29,228	-	278	24,350
Total net position	<u>\$ 1,313</u>	<u>\$ 29,228</u>	<u>\$ -</u>	<u>\$ 278</u>	<u>\$ 24,350</u>

MCSO Criminal Forfeitures		
Fund		Total
\$ 536	\$	60,848
-		48,647
<u>536</u>		<u>109,495</u>
-		8,029
155		45,916
<u>155</u>		<u>53,945</u>
381		55,550
<u>\$ 381</u>	<u>\$</u>	<u>55,550</u>

MULTNOMAH COUNTY, OREGON
Combining Statement of Changes in Fiduciary Net Position
Custodial Funds
For the Year Ended June 30, 2023
(amounts expressed in thousands)

	Client Custodian Funds	Property Tax Funds	Department of County Management Custodial Funds	Multnomah County Sheriff Custodial Funds	Visitors Facility Trust Fund
ADDITIONS					
Taxes collected	\$ -	\$ 3,927,507	\$ -	\$ -	\$ -
Taxes collected for other governments	-	10,011	1,042	-	22,197
Deposits held for others	-	-	-	4,173	-
Charges for services	-	171	-	4,486	-
Interest	37	1,232	-	-	654
Miscellaneous	3,806	-	-	-	-
Total additions	<u>3,843</u>	<u>3,938,921</u>	<u>1,042</u>	<u>8,659</u>	<u>22,851</u>
DEDUCTIONS					
Administrative Support	-	-	-	-	155
Payments of taxes to other governments	3,481	3,935,650	1,042	-	17,706
Payments paid to others	-	-	-	4,172	-
Distributions to others	4	-	-	5,822	-
Total deductions	<u>3,485</u>	<u>3,935,650</u>	<u>1,042</u>	<u>9,994</u>	<u>17,861</u>
Net increase (decrease) in fiduciary net position	<u>358</u>	<u>3,271</u>	<u>-</u>	<u>(1,335)</u>	<u>4,990</u>
Total net position - beginning	<u>955</u>	<u>25,957</u>	<u>-</u>	<u>1,613</u>	<u>19,360</u>
Total net position - ending	<u>\$ 1,313</u>	<u>\$ 29,228</u>	<u>\$ -</u>	<u>\$ 278</u>	<u>\$ 24,350</u>

MCSO Criminal Forfeiture Fund		Total
\$ -	\$ 3,927,507	
-	33,250	
-	4,173	
-	4,657	
13	1,936	
182	3,988	
<u>195</u>	<u>3,975,511</u>	
-	155	
-	3,957,879	
-	4,172	
<u>16</u>	<u>5,842</u>	
<u>16</u>	<u>3,968,048</u>	
<u>179</u>	<u>7,463</u>	
<u>202</u>	<u>48,087</u>	
<u>\$ 381</u>	<u>\$ 55,550</u>	

(This page intentionally left blank.)

OTHER FINANCIAL SCHEDULES

- Property Tax Collections and Summary of Taxes Receivable
- Full Faith and Credit Bonds Outstanding
- General Obligation Bonds Outstanding
- Loans Payable Outstanding

(This page intentionally left blank.)

MULTNOMAH COUNTY, OREGON
Schedule of Property Tax Collections and Summary of Taxes Receivable
For the Year Ended June 30, 2023
(dollar amounts expressed in thousands)

Tax Year	Taxes Receivable June 30, 2022	Current Levy	Add (Deduct) Corrections and Adjustments	Add Interest on Delinquent Taxes	Deduct Discounts Allowed	Deduct Collections Including Interest on Delinquent Taxes	Taxes Receivable June 30, 2023
2022-23	\$ -	\$ 2,292,169	\$ (6,486)	\$ 399	\$ (60,187)	\$ (2,193,994)	\$ 31,901
2021-22	25,487	-	(3,764)	602	93	(10,631)	11,787
2020-21	10,086	-	(1,748)	414	27	(2,574)	6,205
2019-20	5,999	-	(518)	764	12	(3,230)	3,027
2018-19	2,569	-	(467)	468	12	(1,955)	627
2017-18 and prior	4,252	-	(188)	193	-	(488)	3,769
Total	<u>\$ 48,393</u>	<u>\$ 2,292,169</u>	<u>\$ (13,171)</u>	<u>\$ 2,840</u>	<u>\$ (60,043)</u>	<u>\$ (2,212,872)</u>	<u>\$ 57,316</u>

SUMMARY OF TAXES RECEIVABLE AT JUNE 30, 2023

	Current Years' Levy	Prior Years' Levies	Total Property Taxes	Other Taxes*	Total
General Fund	<u>\$ 5,236</u>	<u>\$ 4,301</u>	<u>\$ 9,537</u>	<u>\$ 21,337</u>	<u>\$ 30,874</u>
Special revenue funds:					
Road Fund	-	-	-	1,123	1,123
Library Fund	-	81	81	-	81
Special Excise Tax Fund	-	-	-	3,284	3,284
Land Corner Preservation Fund	-	-	-	9	9
Oregon Historical Society Levy Fund	55	41	96	-	96
Library District Fund	1,464	1,033	2,497	-	2,497
Supportive Housing Fund	-	-	-	18,214	18,214
Preschool for All Program Fund	-	-	-	15,940	15,940
Total special revenue funds	<u>1,519</u>	<u>1,155</u>	<u>2,674</u>	<u>38,570</u>	<u>41,244</u>
General Obligation Bond Fund	765	277	1,042	-	1,042
Total governmental funds	<u>7,520</u>	<u>5,733</u>	<u>13,253</u>	<u>59,907</u>	<u>73,160</u>
Custodial funds	24,355	19,664	44,019	4,628	48,647
Subtotal taxes receivable	<u>31,875</u>	<u>25,397</u>	<u>57,272</u>	<u>64,535</u>	<u>121,807</u>
Special assessments collected through taxes:					
Dunthorpe-Riverdale Service District No. 1 Fund	18	13	31	-	31
Mid-Multnomah County Street Lighting Service District No. 14 Fund	8	5	13	-	13
Total special assessments	<u>26</u>	<u>18</u>	<u>44</u>	<u>-</u>	<u>44</u>
Total receivables	<u>\$ 31,901</u>	<u>\$ 25,415</u>	<u>\$ 57,316</u>	<u>\$ 64,535</u>	<u>\$ 121,851</u>

*Note: Other taxes include personal income, business income, transient lodging, motor vehicle, County gasoline, heavy equipment rental tax, and other tax-related transactions.

MULTNOMAH COUNTY, OREGON
Schedule of Full Faith and Credit Bonds Outstanding
For the Year Ended June 30, 2023
(dollar amounts expressed in thousands)

Fiscal Year of Maturity	Pension Revenue Obligation Bond Series 1999 Date of Issue: 12/1/1999 6.49 to 7.74%		East County Courthouse Project Series 2010B Date of Issue 12/14/2010 4.00 to 5.05%		Mulnomah County Central Courthouse Project Series 2017 Date of Issue 11/30/2017 3.00 to 5.00%	
	Principal	Interest	Principal	Interest	Principal	Interest
	2024	\$ 4,881	\$ 26,444	\$ 1,440	\$ 537	\$ 10,145
2025	4,772	28,285	1,475	471	3,875	4,305
2026	4,670	30,215	1,510	401	4,065	4,112
2027	4,566	32,234	1,545	325	4,270	3,908
2028	4,463	34,347	1,585	247	4,480	3,695
2029	4,362	36,563	1,630	167	4,710	3,471
2030	4,265	38,888	1,675	84	4,940	3,235
2031	-	-	-	-	5,185	2,988
2032	-	-	-	-	5,450	2,729
2033	-	-	-	-	5,665	2,511
2034	-	-	-	-	5,835	2,341
2035	-	-	-	-	6,015	2,166
2036	-	-	-	-	6,190	1,986
2037	-	-	-	-	6,375	1,800
2038	-	-	-	-	3,305	1,545
2039	-	-	-	-	3,405	1,442
2040	-	-	-	-	3,545	1,306
2041	-	-	-	-	3,685	1,164
2042	-	-	-	-	3,830	1,016
2043	-	-	-	-	3,985	863
2044	-	-	-	-	4,145	704
2045	-	-	-	-	4,310	538
2046	-	-	-	-	4,480	366
2047	-	-	-	-	4,660	188
Total	<u>\$ 31,979</u>	<u>\$ 226,976</u>	<u>\$ 10,860</u>	<u>\$ 2,232</u>	<u>\$ 116,550</u>	<u>\$ 53,192</u>

Burnside Bridge Project Series 2019 Date of Issue: 9/12/2019 1.74%		Sellwood Bridge Project Series 2021 Date of Issue 1/7/2021 1.00% to 2.00%		Burnside Bridge Earthquake Readiness Project Series 2022 Date of Issue 1/7/2021 3.13%		Total	
<u>Principal</u>	<u>Interest</u>	<u>Principal</u>	<u>Interest</u>	<u>Principal</u>	<u>Interest</u>	<u>Principal</u>	<u>Interest</u>
\$ 1,634	\$ 178	\$ 7,590	\$ 995	\$ 2,335	\$ 746	\$ 28,025	\$ 33,713
1,662	150	7,665	919	2,408	673	21,857	34,803
1,691	121	7,740	843	2,483	598	22,159	36,290
1,720	91	7,820	765	2,561	520	22,482	37,843
1,750	61	7,900	687	2,641	440	22,819	39,477
1,781	31	7,980	604	2,723	357	23,186	41,193
-	-	8,085	500	2,809	272	21,774	42,979
-	-	8,200	383	2,897	184	16,282	3,555
-	-	8,320	260	2,986	94	16,756	3,083
-	-	8,450	135	-	-	14,115	2,646
-	-	-	-	-	-	5,835	2,341
-	-	-	-	-	-	6,015	2,166
-	-	-	-	-	-	6,190	1,986
-	-	-	-	-	-	6,375	1,800
-	-	-	-	-	-	3,305	1,545
-	-	-	-	-	-	3,405	1,442
-	-	-	-	-	-	3,545	1,306
-	-	-	-	-	-	3,685	1,164
-	-	-	-	-	-	3,830	1,016
-	-	-	-	-	-	3,985	863
-	-	-	-	-	-	4,145	704
-	-	-	-	-	-	4,310	538
-	-	-	-	-	-	4,480	366
-	-	-	-	-	-	4,660	188
<u>\$ 10,238</u>	<u>\$ 632</u>	<u>\$ 79,750</u>	<u>\$ 6,091</u>	<u>\$ 23,843</u>	<u>\$ 3,884</u>	<u>\$ 273,220</u>	<u>\$ 293,007</u>

MULTNOMAH COUNTY, OREGON
Schedule of General Obligation Bonds Outstanding
For the Year Ended June 30, 2023
(dollar amounts expressed in thousands)

Fiscal Year of Maturity	General Obligation Bond*		General Obligation Bond*		Total	
	Series 2021 A		Series 2021 B			
	Dated 1/12/21		Dated 1/12/21			
	5.00%		0.25 to 0.90%			
	<u>Principal</u>	<u>Interest</u>	<u>Principal</u>	<u>Interest</u>	<u>Principal</u>	<u>Interest</u>
2024	\$ -	\$ 7,734	\$ 45,150	\$ 924	\$ 45,150	\$ 8,658
2025	-	7,734	46,970	721	46,970	8,455
2026	-	7,734	48,870	486	48,870	8,220
2027	40,405	7,734	10,570	95	50,975	7,829
2028	54,855	5,714	-	-	54,855	5,714
2029	59,420	2,971	-	-	59,420	2,971
Total	<u>\$ 154,680</u>	<u>\$ 39,621</u>	<u>\$ 151,560</u>	<u>\$ 2,226</u>	<u>\$ 306,240</u>	<u>\$ 41,847</u>

*The Bonds were issued to finance capital costs to expand, modernize, rebuild and acquire land for library facilities, and to pay the costs of issuance of the Bonds.

MULTNOMAH COUNTY, OREGON
Schedule of Loans Payable Outstanding
For the Year Ended June 30, 2023
(dollar amounts expressed in thousands)

Oregon Transportation Infrastructure Bank (OTIB)*		
Dated 9/4/2008		
3.98%		
Fiscal Year of Maturity	Principal	Interest
2024	\$ 260	\$ 32
2025	270	22
2026	280	11
Total	\$ 810	\$ 65

*Amendment to loan agreement with OTIB made September 1, 2016.

Additional obligation: the County received loan draws through the Oregon Infrastructure Finance Authority for the Levee Ready Columbia Project. However, only the Oregon Infrastructure Finance Authority (IFA) SIDIC Loan (C-1) is in repayment status as of June 30, 2023. See Note III.G. *Long-term debt - Loans payable* for more detail.

IFA - SIDIC Loan (C-1)		
Dated 12/01/2021		
0.00%		
Fiscal Year of Maturity	Principal	Interest
2024	\$ 16	\$ -
2025	16	-
2026	17	-
2027	17	-
2028	17	-
Total	\$ 83	\$ -

(This page intentionally left blank.)

STATISTICAL INFORMATION SECTION (UNAUDITED)

This part of Multnomah County's comprehensive annual financial report presents detailed information as a context for understanding what the information in the financial statements, note disclosures, and required supplementary information says about the County's overall financial health. This section contains the following tables and information:

- **Financial Trends** - These schedules contain trend information to help the reader understand how the County's financial performance and well-being have changed over time.
- **Revenue Capacity** - These schedules contain information to help the reader assess the County's most significant local revenue sources: personal income tax, property tax, and business income tax.
- **Debt Capacity** - These schedules present information to help the reader assess the affordability of the County's current levels of outstanding debt and the County's ability to issue additional debt in the future.
- **Demographic and Economic Information** - These schedules offer demographic and economic indicators to help the reader understand the environment within which the County's financial activities take place.
- **Operating Information** - These schedules contain service and infrastructure data to help the reader understand how the information in the County's financial report relates to the services the County provides and the activities it performs.

Sources: Unless otherwise noted, the information in these schedules is derived from the annual comprehensive financial report for the relevant year.

(This page intentionally left blank.)

(This page intentionally left blank.)

MULTNOMAH COUNTY, OREGON
Net Position by Component
Last Ten Fiscal Years
(dollar amounts expressed in thousands)
(accrual basis of accounting)
(unaudited)

	<u>2023</u>	<u>2022</u>	<u>2021</u>	<u>2020</u>
Governmental Activities:				
Net investment in capital assets	\$ 1,215,702	\$ 1,147,120	\$ 1,075,084	\$ 1,086,931
Restricted	969,414	348,746	538,098	78,256
Unrestricted	<u>(463,332)</u>	<u>(175,195)</u>	<u>(713,641)</u>	<u>(221,030)</u>
Total governmental activities net position	<u>\$ 1,721,784</u>	<u>\$ 1,320,671</u>	<u>\$ 899,541</u>	<u>\$ 944,157</u>
Business-Type Activities:				
Net investment in capital assets	\$ 7,876	\$ 7,689	\$ 6,079	\$ 5,770
Unrestricted	<u>19,888</u>	<u>(7,082)</u>	<u>6,572</u>	<u>1,279</u>
Total business-type activities net position	<u>\$ 27,764</u>	<u>\$ 607</u>	<u>\$ 12,651</u>	<u>\$ 7,049</u>
Primary Government:				
Net investment in capital assets	\$ 1,223,578	\$ 1,154,809	\$ 1,081,163	\$ 1,092,701
Restricted	969,414	348,746	538,098	78,256
Unrestricted	<u>(443,444)</u>	<u>(182,277)</u>	<u>(707,069)</u>	<u>(219,751)</u>
Total primary government net position	<u>\$ 1,749,548</u>	<u>\$ 1,321,278</u>	<u>\$ 912,192</u>	<u>\$ 951,206</u>

Source: Current and prior years' financial statements

<u>2019</u>	<u>2018</u>	<u>2017</u>	<u>2016</u>	<u>2015</u>	<u>Restated 2014</u>
\$ 971,759	\$ 818,361	\$ 959,484	\$ 850,159	\$ 768,977	\$ 705,519
114,253	186,049	88,143	81,351	100,186	99,882
<u>(157,498)</u>	<u>(179,240)</u>	<u>(183,146)</u>	<u>(130,430)</u>	<u>1,360</u>	<u>(132,245)</u>
<u>\$ 928,514</u>	<u>\$ 825,170</u>	<u>\$ 864,481</u>	<u>\$ 801,080</u>	<u>\$ 870,523</u>	<u>\$ 673,156</u>
\$ 6,001	\$ 5,688	\$ 5,589	\$ 5,315	\$ 3,775	\$ 3,631
1,454	4,296	3,027	1,529	19,550	17,247
<u>\$ 7,455</u>	<u>\$ 9,984</u>	<u>\$ 8,616</u>	<u>\$ 6,844</u>	<u>\$ 23,325</u>	<u>\$ 20,878</u>
\$ 977,760	\$ 824,049	\$ 965,073	\$ 855,474	\$ 772,752	\$ 709,150
114,253	186,049	88,143	81,351	100,186	99,882
<u>(156,044)</u>	<u>(174,944)</u>	<u>(180,119)</u>	<u>(128,901)</u>	<u>20,910</u>	<u>(114,998)</u>
<u>\$ 935,969</u>	<u>\$ 835,154</u>	<u>\$ 873,097</u>	<u>\$ 807,924</u>	<u>\$ 893,848</u>	<u>\$ 694,034</u>

MULTNOMAH COUNTY, OREGON
Changes in Net Position
Last Ten Fiscal Years
(dollar amounts expressed in thousands)
(accrual basis of accounting)
(unaudited)

	<u>2023</u>	<u>2022</u>	<u>2021</u>	<u>2020</u>
Program Revenues				
Governmental activities:				
Fees, fines and charges for services:				
General government	\$ 164,591	\$ 112,507	\$ 108,075	\$ 90,752
Health services	15,967	13,699	113,412	107,636
Social services	785	9,329	7,585	7,321
Public safety and justice	22,354	23,995	26,108	34,103
Community services	22,876	18,700	16,617	14,503
Library	3,314	3,267	3,103	3,203
Roads, bridges, and bike path improvements	33,736	35,979	23,496	15,654
Operating grants and contributions	1,035,166	876,126	755,911	434,998
Capital grants and contributions	192	9,374	8,283	27,782
Total governmental activities program revenues	<u>1,298,981</u>	<u>1,102,976</u>	<u>1,062,590</u>	<u>735,952</u>
Business-type activities:				
Charges for services:				
Health Department FQHC	181,449	162,285	-	-
Dunthorpe-Riverdale Service Dist. No. 1	14	40	28	50
Mid County Service Dist. No. 14	7	15	14	24
Behavioral Health Managed Care	303	385	7,179	26,633
Capital grants and contributions	-	1,983	293	-
Total business-type activities program revenues	<u>181,773</u>	<u>164,708</u>	<u>7,514</u>	<u>26,707</u>
Total primary government program revenues	<u>1,480,754</u>	<u>1,267,684</u>	<u>1,070,104</u>	<u>762,659</u>
Expenses				
Governmental activities:				
General government	396,268	309,526	262,987	358,021
Health services	193,221	136,886	308,078	268,679
Social services	757,039	643,192	634,338	215,204
Public safety and justice	274,044	231,590	171,090	186,941
Community services	104,427	75,348	79,932	57,867
Library	83,307	76,440	124,511	119,455
Roads, bridges, and bike path improvements	67,208	72,434	111,752	92,592
Interest on long-term debt	35,448	32,460	30,297	30,499
Total governmental activities expenses	<u>1,910,962</u>	<u>1,577,876</u>	<u>1,722,985</u>	<u>1,329,258</u>
Business-type activities:				
Health Department FQHC	154,447	184,359	-	-
Dunthorpe-Riverdale Service Dist. No. 1	790	1,118	763	706
Mid-Multnomah County Street Lighting				
Service Dist. No. 14	381	424	398	476
Behavioral Health Managed Care	2,211	1,915	2,358	27,399
Total business-type activities expenses	<u>157,829</u>	<u>187,816</u>	<u>3,519</u>	<u>28,581</u>
Total primary government expenses	<u>2,068,791</u>	<u>1,765,692</u>	<u>1,726,504</u>	<u>1,357,839</u>

	<u>2019</u>	<u>2018</u>	<u>2017</u>	<u>2016</u>	<u>2015</u>	<u>2014</u>
\$	94,345	\$ 73,551	\$ 74,584	\$ 62,857	\$ 83,516	\$ 71,664
	110,503	95,628	102,403	100,720	89,951	72,286
	941	619	262	624	3,604	2,038
	26,220	28,786	20,014	30,080	19,472	15,473
	14,593	11,283	9,590	7,406	5,120	3,779
	2,530	2,130	1,842	2,189	3,126	1,652
	13,684	13,104	12,893	13,314	13,401	13,011
	587,246	466,906	445,317	383,728	350,767	340,367
	15,474	23,937	43,958	10,364	20,455	60,776
	<u>865,536</u>	<u>715,944</u>	<u>710,863</u>	<u>611,282</u>	<u>589,412</u>	<u>581,046</u>
	-	-	-	-	-	-
	889	722	730	896	893	877
	481	449	456	453	454	452
	37,268	37,169	34,767	61,700	71,149	53,112
	-	-	267	-	-	-
	<u>38,638</u>	<u>38,340</u>	<u>36,220</u>	<u>63,049</u>	<u>72,496</u>	<u>54,441</u>
	<u>904,174</u>	<u>754,284</u>	<u>747,083</u>	<u>674,331</u>	<u>661,908</u>	<u>635,487</u>
	269,029	420,189	306,755	271,016	101,137	97,325
	278,820	242,155	222,213	242,366	147,909	152,854
	193,215	217,044	219,884	227,737	244,858	245,233
	254,494	221,307	215,267	255,904	200,669	228,463
	244,965	94,327	91,297	54,495	53,731	39,182
	70,323	64,736	56,932	63,640	60,150	64,708
	68,287	111,526	64,730	64,539	50,327	66,622
	10,190	10,494	8,572	18,362	19,785	20,822
	<u>1,389,323</u>	<u>1,381,778</u>	<u>1,185,650</u>	<u>1,198,059</u>	<u>878,566</u>	<u>915,209</u>
	-	-	-	-	-	-
	798	687	649	607	622	573
	384	416	321	329	404	420
	40,260	34,207	34,260	79,420	69,242	53,156
	<u>41,442</u>	<u>35,310</u>	<u>35,230</u>	<u>80,356</u>	<u>70,268</u>	<u>54,149</u>
	<u>1,430,765</u>	<u>1,417,088</u>	<u>1,220,880</u>	<u>1,278,415</u>	<u>948,834</u>	<u>969,358</u>

(Continued)

MULTNOMAH COUNTY, OREGON
Changes in Net Position
Last Ten Fiscal Years
(dollar amounts expressed in thousands)
(accrual basis of accounting)
(unaudited)

(continued)

	<u>2023</u>	<u>2022</u>	<u>2021</u>	<u>2020</u>
Net Revenue (Expense)				
Governmental activities	\$ (611,981)	\$ (474,900)	\$ (660,395)	\$ (593,306)
Business-type activities	<u>23,944</u>	<u>(23,108)</u>	<u>3,995</u>	<u>(1,874)</u>
Total primary government net expense	<u>(588,037)</u>	<u>(498,008)</u>	<u>(656,400)</u>	<u>(595,180)</u>
 General Revenues and Other Changes in Net Position				
Governmental activities:				
Taxes:				
Property and other local taxes levied for:				
General purposes	470,425	500,330	421,799	406,450
Debt service	53,261	-	-	-
Personal income taxes	199,478	187,113	-	3
Business income taxes	162,000	169,300	136,242	104,300
Selective excise and use taxes	80,924	70,161	39,197	66,258
Payments in lieu of taxes	360	603	349	384
State government shared revenues	13,214	13,476	14,374	12,399
Grants and contributions not restricted to specific programs	4	5	2	8
Interest and investment earnings	26,295	(35,753)	3,880	12,742
Gain/(loss) on investments	-	-	-	151
Miscellaneous	7,133	-	-	6,250
Gain (loss) on sale of capital assets	-	-	(64)	4
Transfers	-	(9,205)	-	-
Total governmental activities	<u>1,013,094</u>	<u>896,030</u>	<u>615,779</u>	<u>608,949</u>
Business-type activities:				
Property taxes, levied for general purposes	1,892	1,859	1,607	1,468
Interest and investment earnings	1,321	-	-	-
Miscellaneous	-	-	-	-
Transfers	-	9,205	-	-
Total business-type activities	<u>3,213</u>	<u>11,064</u>	<u>1,607</u>	<u>1,468</u>
Total primary government	<u>1,016,307</u>	<u>907,094</u>	<u>617,386</u>	<u>610,417</u>
 Change in Net Position				
Governmental activities	401,113	421,130	(44,616)	15,643
Business-type activities	27,157	(12,044)	5,602	(406)
Total primary government change in net position	<u>\$ 428,270</u>	<u>\$ 409,086</u>	<u>\$ (39,014)</u>	<u>\$ 15,237</u>

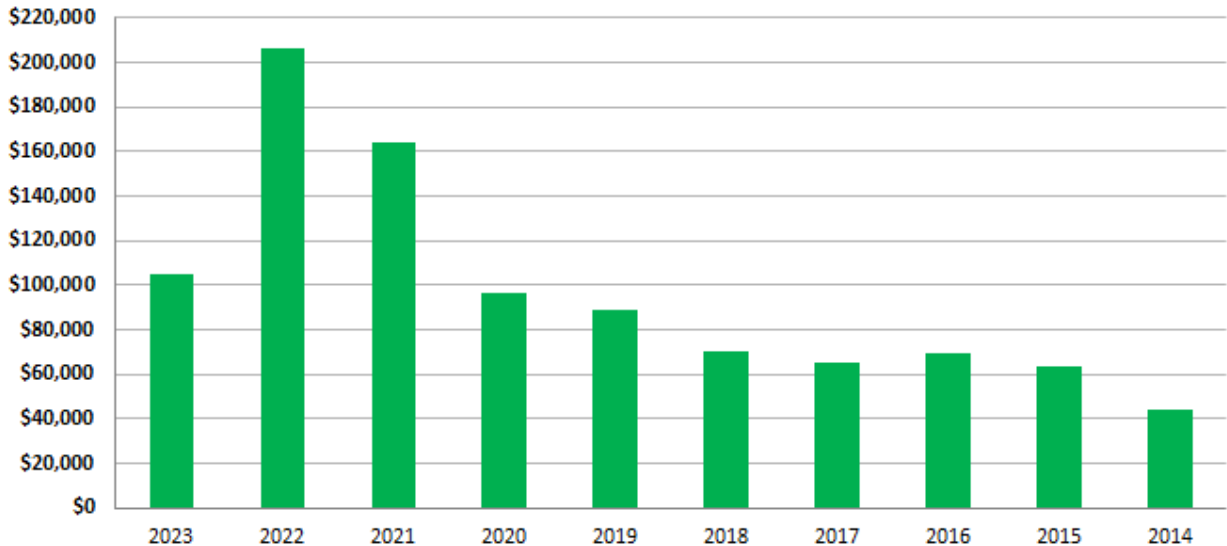
Source: Current and prior years' financial statements

<u>2019</u>	<u>2018</u>	<u>2017</u>	<u>2016</u>	<u>2015</u>	<u>2014</u>
\$ (523,787)	\$ (665,834)	\$ (474,787)	\$ (586,777)	\$ (289,154)	\$ (334,163)
(2,804)	3,030	990	(17,307)	2,228	292
<u>(526,591)</u>	<u>(662,804)</u>	<u>(473,797)</u>	<u>(604,084)</u>	<u>(286,926)</u>	<u>(333,871)</u>
390,396	383,074	360,178	342,128	323,898	303,871
-	-	108	6,075	6,116	6,999
5	11	9	15	32	16
99,500	93,400	84,450	80,710	73,825	61,800
84,485	76,825	76,163	74,594	67,192	58,456
519	786	568	486	659	821
12,668	13,192	10,475	9,998	9,534	9,198
9	2,958	24	13	-	24
14,954	6,235	2,045	3,016	2,363	2,119
-	-	-	-	-	-
-	-	1,559	2,304	2,713	2,302
24,595	29,811	2,609	(2,005)	189	279
-	-	-	-	-	-
<u>627,131</u>	<u>606,292</u>	<u>538,188</u>	<u>517,334</u>	<u>486,521</u>	<u>445,885</u>
-	-	-	-	-	-
275	124	48	100	119	102
-	42	734	726	100	10
-	-	-	-	-	-
<u>275</u>	<u>166</u>	<u>782</u>	<u>826</u>	<u>219</u>	<u>112</u>
<u>627,406</u>	<u>606,458</u>	<u>538,970</u>	<u>518,160</u>	<u>486,740</u>	<u>445,997</u>
103,344	(59,542)	63,401	(69,443)	197,367	111,722
(2,529)	3,196	1,772	(16,481)	2,447	404
<u>\$ 100,815</u>	<u>\$ (56,346)</u>	<u>\$ 65,173</u>	<u>\$ (85,924)</u>	<u>\$ 199,814</u>	<u>\$ 112,126</u>

MULTNOMAH COUNTY, OREGON
Fund Balances, Governmental Funds
Last Ten Fiscal Years
(dollar amounts expressed in thousands)
(modified accrual basis of accounting)
(unaudited)

	<u>2023</u>	<u>2022</u>	<u>2021</u>	<u>2020</u>
General Fund:				
Nonspendable	\$ 1,672	\$ 1,740	\$ 1,169	\$ 883
Restricted	4,470	899	844	553
Committed	81,216	3,404	12,131	14,490
Unassigned	105,367	206,783	164,007	96,249
Total General Fund	<u>192,725</u>	<u>212,826</u>	<u>178,151</u>	<u>112,175</u>
All other governmental funds:				
Nonspendable	1,533	2,796	1,164	1,084
Restricted	964,944	757,316	537,404	77,704
Committed	130,719	90,651	76,124	73,185
Assigned	29,334	13,420	11,389	9,356
Unassigned	-	(1,583)	-	-
Total all other governmental funds	<u>1,126,530</u>	<u>862,600</u>	<u>626,081</u>	<u>161,329</u>
Total governmental funds	<u>\$ 1,319,255</u>	<u>\$ 1,075,426</u>	<u>\$ 804,232</u>	<u>\$ 273,504</u>

Unassigned General Fund Balance

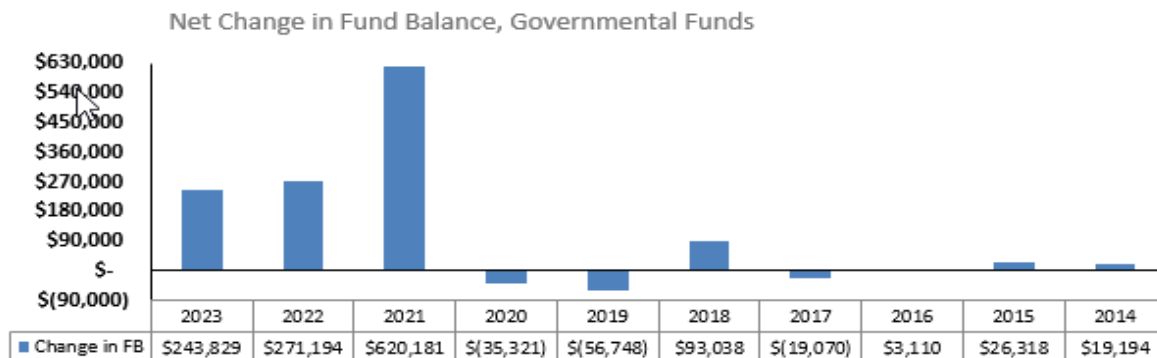


Source: Current and prior years' financial statements

2019	2018	2017	2016	2015	2014
\$ 979	\$ 595	\$ 682	\$ 619	\$ 781	\$ 622
7,967	5,389	5,152	3,427	176	254
3,412	-	3,802	-	-	-
89,282	70,569	65,647	69,302	63,388	44,477
<u>101,640</u>	<u>76,553</u>	<u>75,283</u>	<u>73,348</u>	<u>64,345</u>	<u>45,353</u>
718	1,000	855	1,378	1,358	1,115
106,286	180,660	82,991	84,111	106,261	104,838
90,829	93,872	101,025	117,925	104,004	99,651
12,419	16,557	15,475	18,335	15,594	14,494
-	(2)	(27)	(425)	-	(207)
<u>210,252</u>	<u>292,087</u>	<u>200,319</u>	<u>221,324</u>	<u>227,217</u>	<u>219,891</u>
<u>\$ 311,892</u>	<u>\$ 368,640</u>	<u>\$ 275,602</u>	<u>\$ 294,672</u>	<u>\$ 291,562</u>	<u>\$ 265,244</u>

MULTNOMAH COUNTY, OREGON
Changes in Fund Balances, Governmental Funds
Last Ten Fiscal Years
(dollar amounts expressed in thousands)
(modified accrual basis of accounting)
(unaudited)

	2023	2022	2021	2020
Revenues				
Taxes	\$ 963,932	\$ 927,993	\$ 602,160	\$ 577,047
Payments in lieu of taxes	360	603	349	384
Intergovernmental	1,040,917	889,554	758,667	423,403
Licenses and permits	47,369	53,102	40,317	29,730
Charges for services	30,478	30,636	142,611	139,738
Interest	33,105	5,679	4,976	9,130
Miscellaneous	139,678	94,856	138,392	139,745
Total revenues	<u>2,255,839</u>	<u>2,002,423</u>	<u>1,687,472</u>	<u>1,319,177</u>
Expenditures				
Current:				
General government	168,502	124,789	109,840	148,955
Health services	235,275	182,953	304,299	293,347
Social services	810,055	693,605	611,721	243,530
Public safety and justice	332,224	300,378	299,249	308,522
Community services	99,829	67,557	34,152	56,816
Library	95,192	93,959	82,499	86,212
Roads, bridges, and bike path improvements	76,244	81,881	72,247	69,688
Capital outlay	115,196	68,709	29,412	107,972
Debt service:				
Principal	70,463	70,306	23,600	25,033
Interest	41,401	43,508	31,301	31,808
Total expenditures	<u>2,044,381</u>	<u>1,727,645</u>	<u>1,598,320</u>	<u>1,371,883</u>
Revenues over (under) expenditures	<u>211,458</u>	<u>274,778</u>	<u>89,152</u>	<u>(52,706)</u>
Other Financing Sources (Uses)				
Transfers in	161,269	104,480	104,405	114,282
Transfers out	(159,222)	(113,354)	(104,008)	(113,050)
Proceeds from sale of capital assets	85	6	10	24
Issuance of debt	25,095	5,300	389,751	16,129
Debt Restructuring	-	-	89,580	-
Right-of-use financing	5,144	-	-	-
Premium on long-term debt	-	-	51,291	-
Loan remittances	-	(16)	-	-
Total other financing sources (uses)	<u>32,371</u>	<u>(3,584)</u>	<u>531,029</u>	<u>17,385</u>
Net change in fund balances	<u>\$ 243,829</u>	<u>\$ 271,194</u>	<u>\$ 620,181</u>	<u>\$ (35,321)</u>
Debt service as a percentage of noncapital expenditures	<u>5.8%</u>	<u>6.9%</u>	<u>3.5%</u>	<u>4.5%</u>



Source: Current and prior years' financial statements

	2019	2018	2017	2016	2015	2014
\$	574,385	\$ 553,499	\$ 519,718	\$ 503,745	\$ 470,486	\$ 429,539
	519	601	568	517	659	858
	589,112	468,765	456,252	376,935	369,654	401,312
	30,309	31,894	31,999	30,059	29,113	27,244
	132,878	112,662	125,090	129,206	86,212	85,153
	10,226	5,988	3,172	1,898	2,024	1,796
	132,445	100,482	101,207	99,840	98,031	86,706
	<u>1,469,874</u>	<u>1,273,891</u>	<u>1,238,006</u>	<u>1,142,200</u>	<u>1,056,179</u>	<u>1,032,608</u>
	128,807	142,156	128,043	77,333	79,363	73,641
	284,840	267,459	273,545	257,759	171,896	159,095
	221,836	262,382	246,614	237,085	259,391	247,007
	289,023	276,142	261,961	261,326	240,126	231,694
	237,941	92,331	90,065	52,927	42,226	38,833
	81,635	70,208	67,682	65,206	62,673	58,193
	63,277	68,595	59,320	55,292	53,269	55,419
	199,990	142,965	94,026	86,450	74,973	100,355
	39,964	32,880	35,368	22,437	22,731	48,931
	14,230	12,426	11,130	20,785	22,407	23,253
	<u>1,561,543</u>	<u>1,367,544</u>	<u>1,267,754</u>	<u>1,136,600</u>	<u>1,029,055</u>	<u>1,036,421</u>
	<u>(91,669)</u>	<u>(93,653)</u>	<u>(29,748)</u>	<u>5,600</u>	<u>27,124</u>	<u>(3,813)</u>
	123,285	126,573	107,493	106,193	103,198	75,187
	(128,171)	(126,108)	(102,084)	(109,692)	(104,280)	(77,287)
	39,700	5,018	3,837	9	276	15
	107	181,208	1,432	1,000	-	22,530
	-	-	-	-	-	-
	-	-	-	-	-	-
	-	-	-	-	-	2,562
	-	-	-	-	-	-
	<u>34,921</u>	<u>186,691</u>	<u>10,678</u>	<u>(2,490)</u>	<u>(806)</u>	<u>23,007</u>
\$	<u>(56,748)</u>	<u>\$ 93,038</u>	<u>\$ (19,070)</u>	<u>\$ 3,110</u>	<u>\$ 26,318</u>	<u>\$ 19,194</u>
	<u>4.0%</u>	<u>3.7%</u>	<u>4.0%</u>	<u>4.1%</u>	<u>4.7%</u>	<u>7.7%</u>

Source: Current and prior years' financial statements

MULTNOMAH COUNTY, OREGON
Program Revenues by Function/Program
Last Ten Fiscal Years
(dollar amounts expressed in thousands)
(accrual basis of accounting)
(unaudited)

Function/Program	2023	2022	2021	2020
Governmental activities:				
General government	\$ 167,654	\$ 116,241	\$ 112,957	\$ 113,538
Health services	129,378	96,040	221,327	206,924
Social services	793,180	685,059	541,653	176,498
Public safety and justice	72,897	70,716	76,698	119,135
Community services	27,065	22,208	20,910	18,062
Library	7,059	6,482	5,034	25,494
Roads and bridges	101,748	106,230	84,011	76,301
Total governmental activities	<u>1,298,981</u>	<u>1,102,976</u>	<u>1,062,590</u>	<u>735,952</u>
Business-type activities:				
Health Department FQHC	181,449	164,268	-	-
Dunthorpe-Riverdale Service District No. 1	14	40	32	50
Mid-Multnomah County Street Lighting				
Service District No. 14	7	15	303	24
Behavioral Health Managed Care	303	385	7,179	26,633
Total business-type activities	<u>181,773</u>	<u>164,708</u>	<u>7,514</u>	<u>26,707</u>
Total primary government	<u>\$ 1,480,754</u>	<u>\$ 1,267,684</u>	<u>\$ 1,070,104</u>	<u>\$ 762,659</u>

Source: Current and prior years' financial statements

<u>2019</u>	<u>2018</u>	<u>2017</u>	<u>2016</u>	<u>2015</u>	<u>2014</u>
\$ 102,776	\$ 74,698	\$ 79,161	\$ 78,014	\$ 87,840	\$ 31,273
203,720	178,702	210,508	181,336	126,335	100,994
147,255	248,955	201,187	184,797	205,639	194,176
139,242	100,627	78,917	88,203	63,252	57,886
195,611	13,358	42,309	9,393	6,684	5,104
4,507	3,915	5,273	5,474	7,035	5,724
72,425	95,689	93,508	64,065	92,627	55,513
<u>865,536</u>	<u>715,944</u>	<u>710,863</u>	<u>611,282</u>	<u>589,412</u>	<u>450,670</u>
-	-	-	-	-	-
889	722	730	896	893	877
481	449	723	453	454	452
37,268	37,169	34,767	61,700	71,149	53,112
<u>38,638</u>	<u>38,340</u>	<u>36,220</u>	<u>63,049</u>	<u>72,496</u>	<u>54,441</u>
<u>\$ 904,174</u>	<u>\$ 754,284</u>	<u>\$ 747,083</u>	<u>\$ 674,331</u>	<u>\$ 661,908</u>	<u>\$ 505,111</u>

MULTNOMAH COUNTY, OREGON
Tax Revenues by Source, Governmental Funds
Last Ten Fiscal Years
(dollar amounts expressed in thousands)
(modified accrual basis of accounting)
(unaudited)

Year	Property Taxes	Business Income Taxes	Transient Lodging Taxes	Motor Vehicle Rental Taxes	County Gasoline Taxes	Personal Income Taxes	Heavy Equipment Rental	Other Taxes	Total
2014	\$ 309,024	\$ 61,800	\$ 24,268	\$ 27,435	\$ 6,753	\$ 34	\$ -	\$ 1,283	\$ 430,597
2015	329,437	73,825	29,692	30,450	6,822	63	-	1,083	471,372
2016	348,238	80,710	34,341	33,039	7,215	15	-	886	504,444
2017	359,043	84,450	35,237	33,839	7,086	9	-	711	520,375
2018	383,075	93,400	34,806	35,018	6,970	11	-	622	553,902
2019	390,396	99,500	59,296	42,192	6,920	5	-	786	599,095
2020	406,450	104,300	31,860	28,206	6,192	3	-	519	577,530
2021	425,856	136,242	12,876	20,324	6,025	-	835	384	602,542
2022	500,975	169,300	25,580	38,173	6,408	187,112 (1)	369	603	928,519
2023	521,531	162,000	33,126	41,019	6,184	199,478	559	396	964,293

(1) Preschool for all personal income tax began collections in fiscal year 2022

MULTNOMAH COUNTY, OREGON
Assessed Valuation and Actual Values of Taxable Property
Last Ten Fiscal Years
(dollar amounts expressed in thousands)
(modified accrual basis of accounting)
(unaudited)

<u>Year</u>	<u>Residential Property</u>	<u>Commercial Property</u>	<u>Public Utility Property</u>	<u>Personal Property</u>	<u>Total Taxable Assessed Value</u>	<u>Total Direct Tax Rate (1)</u>	<u>Estimated Real Market Value</u>
2014	\$ 37,261,960	\$ 18,518,408	\$ 2,718,960	\$ 2,123,276	\$ 60,622,604	5.27 %	\$ 98,078,710
2015	38,871,143	19,435,231	3,004,706	2,208,621	63,519,701	5.34	108,173,728
2016	40,298,453	20,452,051	3,095,038	2,296,521	66,142,063	5.43	119,581,740
2017	41,591,891	21,404,366	3,437,762	2,397,666	68,831,685	5.38	139,355,901
2018	42,999,453	22,889,841	3,725,018	2,498,622	72,112,934	5.38	158,551,847
2019	44,465,359	23,334,977	4,028,504	2,552,244	74,381,084	5.40	172,752,206
2020	46,166,387	24,692,491	3,974,266	2,775,834	77,608,978	5.42	176,570,949
2021	47,837,367	26,186,458	4,411,988	2,706,736	81,142,549	5.42	184,073,899
2022	50,507,284	27,642,418	4,334,378	2,805,107	85,289,187	6.04	194,225,707
2023	52,503,844	29,235,619	4,518,193	2,923,203	89,180,859	6.06	208,981,196

(1) See Property Tax Rates - Direct and Overlapping Governments, Total Direct Rates

MULTNOMAH COUNTY, OREGON
Property Tax Levies and Collections
Last Ten Fiscal Years
(dollar amounts expressed in thousands)
(modified accrual basis of accounting)
(unaudited)

<u>Fiscal Year Ended June 30,</u>	<u>Taxes Levied for the Fiscal Year (Original Levy)</u>	<u>Adjustments</u>	<u>Total Adjusted Levy</u>	<u>Collected within the Fiscal Year of the Levy</u>		<u>Collections Subsequent Years</u>	<u>Total Collections to Date</u>	
				<u>Amount</u>	<u>Percentage of Levy</u>		<u>Amount</u>	<u>Percentage of Levy</u>
2014	\$ 253,024	\$ (7,092)	\$ 245,932	\$ 239,352	94.60 %	\$ 5,943	\$ 245,295	96.95 %
2015	269,118	(7,620)	261,498	255,164	94.81	5,702	260,866	96.93
2016	284,628	(8,129)	276,499	270,282	94.96	4,669	274,951	96.60
2017	292,298	(8,575)	283,723	278,093	95.14	3,735	281,828	96.42
2018	305,936	(13,615)	292,321	291,133	95.16	2,105	293,238	95.85
2019	315,817	(10,376)	305,441	302,313	95.72	2,578	304,891	96.54
2020	329,763	(11,013)	318,750	319,223	96.80	2,685	321,908	97.62
2021	344,366	(10,215)	334,151	329,937	95.81	2,412	332,349	96.51
2022	414,789 (1)	(12,147) (1)	402,642 (1)	398,222 (1)	96.01 (1)	1,877	400,099	96.46
2023	435,093	(12,656)	422,437	416,382	95.70	-	416,382	95.70

(1) Library Bonds not included in 2022. Updated in 2023

MULTNOMAH COUNTY, OREGON
Property Tax Rates - Direct and Overlapping Governments (1)
Last Ten Fiscal Years
(Per \$1,000 of Assessed Valuation)
(unaudited)

Year	Multnomah County Direct Rates				Overlapping Rates						
	General	Special Revenue	Debt Service	Total	Cities	Special Purpose Districts	Education Districts	Water Districts	Rural Fire Districts	Urban Renewal Districts	Total
2014	\$ 4.03	\$ 1.12	\$ 0.12	\$ 5.27	\$ 6.30	\$ 0.67	\$ 8.24	\$ 0.01	\$ 0.08	\$ 2.05	\$ 22.62
2015	4.10	1.14	0.10	5.34	6.41	0.67	8.29	0.01	0.08	2.02	22.82
2016	4.17	1.17	0.09	5.43	6.46	0.61	8.41	0.01	0.08	1.99	22.99
2017	4.20	1.18	-	5.38	6.52	0.63	8.53	0.01	0.08	2.12	23.27
2018	4.20	1.18	-	5.38	6.66	0.65	9.59	0.01	0.08	2.31	24.68
2019	4.20	1.20	-	5.40	6.73	0.72	9.72	0.01	0.08	2.41	25.07
2020	4.21	1.21	-	5.42	6.65	0.92	9.62	0.01	0.07	2.40	25.09
2021	4.20	1.22	-	5.42	6.85	0.84	9.64	0.01	0.07	2.40	25.23
2022	4.20	1.22 (2)	0.62 (2)	6.04	7.58	0.84	9.62	0.01	0.07	1.86	26.02
2023	4.22	1.22	0.62	6.06	7.41	0.83	9.58	0.01	0.07	1.73	25.69

(1) These are average rates and are stated in dollars and cents.

(2) Library Bonds included in Special Revenue in 2022. Corrected and moved to Debt Service in 2023.

MULTNOMAH COUNTY, OREGON
Principal Taxpayers
Current Calendar Year and Nine Years Ago
(dollar amounts expressed in thousands)
(unaudited)

Taxpayer	December 31, 2022			
	Tax	Real Property Assessed	Rank	Percentage of Total Assessed
		Valuation (1)		Valuation
Portland General Electric Co.	\$ 13,684	\$ 797,053	1	0.89 %
Port of Portland	16,133	737,510	2	0.83
Pacificorp (PP&L)	12,055	692,992	3	0.78
Boeing Company	7,427	463,664	4	0.52
Alaska Airlines Inc.	5,969	371,871	5	0.42
Lumen Technologies INC	5,685	328,167	6	0.37
Weston Investment Co LLC	7,301	306,030	7	0.34
Verizon Communications INC	4,744	274,503	8	0.31
Comcast Corporation	4,615	263,963	9	0.30
Northwest Natural Gas Co	3,961	228,630	10	0.26
Totals	<u>\$ 81,574</u>	<u>\$ 4,464,383</u>		<u>5.02 %</u>

Total Assessed Valuation \$ 89,180,859

Taxpayer	December 31, 2013			
	Tax	Real Property Assessed	Rank	Percentage of Total Assessed
		Valuation (1)		Valuation
Port of Portland	\$ 11,674	\$ 547,181	1	0.90 %
Portland General Electric	7,447	447,185	2	0.74
Comcast Corporation	8,457	407,218	3	0.67
Pacificorp (PP&L)	5,357	316,652	4	0.52
Weston Investment Co LLC	5,707	256,447	5	0.42
Evraz Inc NA	3,823	218,521	6	0.36
Alaska Airlines Inc.	3,036	181,860	7	0.30
Centurylink	2,974	175,920	8	0.29
Boeing Company	2,859	171,248	9	0.28
AT&T, inc	2,889	170,751	10	0.28
Totals	<u>\$ 54,223</u>	<u>\$ 2,892,983</u>		<u>4.76 %</u>

Total Assessed Valuation \$ 60,622,607

(1) Assessed valuation based on the valuation of property for tax collection years 2022-23 and 2013-14 respectively.

MULTNOMAH COUNTY, OREGON
Computation of Direct and Overlapping Debt
For the Year Ended June 30, 2023
(dollar amounts expressed in thousands)
(unaudited)

<u>Overlapping District (1)</u>	Gross (2) Property-tax Backed Debt	Net (3) Property-tax Backed Debt	Percent (4) Overlapping	Total Overlapping Debt
Burlington Water District	\$ 1,031	\$ 1,031	100.00 %	\$ 1,031
City of Fairview	11,633	6,118	99.98	6,117
City of Gresham	51,433	32,698	100.00	32,697
City of Lake Oswego	207,015	85,050	4.72	4,012
City of Milwaukie	56,898	54,893	0.72	397
City of Portland	689,700	392,915	99.68	391,676
City of Troutdale	8,885	8,885	100.00	8,885
City of Wood Village	2,845	2,845	100.00	2,845
Clackamas County ESD	19,855	19,855	0.05	10
Clackamas County RFPD #1	33,029	23,489	0.10	24
Clackamas County SD 7J (Lake Oswego)	382,388	382,388	0.29	1,112
Columbia County SD 1J (Scappoose)	17,185	17,185	18.97	3,260
Corbett Water District	332	332	99.70	331
Lusted Water District	445	445	100.00	445
Metro	833,429	822,714	51.07	420,124
Mt Hood Community College	101,213	73,420	82.73	60,738
Multnomah County Drainage District 1	8,432	8,432	100.00	8,432
Multnomah County RFPD 10	881	881	100.00	881
Multnomah County SD 10J (Gresham-Barlow)	4,500	4,500	100.00	4,500
Multnomah County RFPD 14	293,412	293,412	83.71	245,615
Multnomah County SD 1 (Portland)	2,008,774	2,008,774	99.44	1,997,618
Multnomah County SD 28J (Centennial)	63,178	63,178	91.72	57,945
Multnomah County SD 3 (Parkrose)	88,612	88,612	100.00	88,611
Multnomah County SD 39 (Corbett)	4,900	4,900	99.98	4,899
Multnomah County SD 40 (David Douglas)	189,350	189,350	100.00	189,349
Multnomah County SD 51J (Riverdale)	11,723	11,723	95.42	11,186
Multnomah County SD 7 (Reynolds)	158,173	157,601	100.00	157,601
Multnomah ESD	79,158	60,233	98.28	59,197
Northwest Regional ESD	14,487	13,670	0.55	75
Pleasant Home Water District	1,110	1,110	93.60	1,039
Port of Portland	39,375	-	-	-
Portland Community College	714,955	669,475	49.35	330,364
Tualatin Valley Fire & Rescue District	60,945	55,780	1.44	806
Valley View Water District	918	918	100.00	918
Washington County SD 1J (Hillsboro)	497,841	497,841	-	19,914
Washington County SD 48J (Beaverton)	1,155,459	1,155,459	0.34	3,959
Subtotal, overlapping debt	\$ 7,813,499	\$ 7,210,112		\$ 4,116,613
Multnomah County direct debt	\$ 683,158	\$ 583,001	100.00	\$ 683,158
Total direct and overlapping debt				<u>\$ 4,799,771</u>

(1) The overlapping debt calculation was performed by Municipal Debt Advisory Commission as of June 30, 2023.

(2) Gross Property-tax Backed Debt includes all General Obligation (GO) bonds and Full Faith & Credit bonds, including premiums, lease obligations, subscription based information technology arrangements, and loans payable.

(3) Net Property-tax Backed Debt is Gross Property-tax Backed Debt less Self-supporting Unlimited Tax GO and less Self-supporting Full Faith & Credit debt.

(4) Percent overlapping equals the RMV of the overlapping area of the overlapping district divided by the RMV of the County.

MULTNOMAH COUNTY, OREGON
Ratio of Outstanding Debt by Type
Last Ten Fiscal Years
(dollar amounts expressed in thousands)
(unaudited)

Fiscal Year	Governmental Activities					Total Primary Government	Percentage of Personal Income (2)	Per Capita
	General Obligation Bonds (1)	Right-of-Use Obligations	Full Faith and Credit Bonds (1)	Loans Payable	Lines of Credit Payable			
2014	\$ 19,812	\$ 1,333	\$ 317,452	\$ 2,919	\$ -	\$ 341,516	0.93 %	\$ 446
2015	12,961	1,191	299,648	2,723	-	316,523	0.81	407
2016	6,601	2,477	281,674	3,520	-	294,272	0.71	372
2017	-	2,016	252,520	3,289	-	257,825	0.58	321
2018	-	1,736	398,059	3,466	-	403,261	0.86	496
2019	-	1,536	355,698	3,358	-	360,592	0.67	403
2020	-	1,329	344,351	3,191	-	348,871	0.65	388
2021	431,386	1,116	311,700	2,914	2,730	749,846	1.44	919
2022	387,440	50,233 (3)	286,087	2,658	-	726,418	1.29	897
2023	337,923	59,253 (3)	283,590	2,392	-	683,158	1.21	843

Note: 2023 percentages calculated using 2021 personal income data, which is the most recent available.
And per capita is calculated using 2022 population data, which is the most recent available.

(1) Amounts shown are net of associated discounts or premiums.

(2) See population and personal income data on Demographic and Economic Statistics schedule.

(3) Prior to 2022 this section was "Capitalized Lease Obligations". In 2022 GASB 87 for leases was implemented and in 2023 GASB 96 for software subscriptions was implemented. GASB 87 leases and GASB 96 SBITAs are both right-of-use obligations.

MULTNOMAH COUNTY, OREGON
Ratios of General Bonded Debt Outstanding
Last Ten Fiscal Years
(dollar amounts expressed in thousands, except per capita)
(unaudited)

<u>Fiscal Year</u>	<u>General Obligation Bonds (1)</u>	<u>Less: Amounts Restricted to Repaying Principal</u>	<u>Total</u>	<u>Percentage of Personal Income (2)</u>	<u>Percentage of Actual Taxable Value of Property (3)</u>	<u>Per Capita (2)</u>
2014	\$ 19,812	\$ (6,578)	\$ 13,234	0.06 %	0.02 %	\$ 14
2015	12,961	(5,947)	7,014	0.02	0.01	7
2016	6,601	(5,905)	696	-	-	-
2017	- (4)	-	-	-	-	-
2018	- (4)	-	-	-	-	-
2019	- (4)	-	-	-	-	-
2020	- (4)	-	-	-	-	-
2021	431,386	-	431,386	0.83	0.53	528
2022	387,440	-	387,440	0.69	0.45	478
2023	337,923	-	337,923	0.60	0.38	417

Note: 2023 percentage calculated using 2021 personal income data, which is the most recent available.

(1) Amounts shown are net of associated discounts or premiums.

(2) See population and personal income data on Demographic and Economic Statistics schedule.

(3) See taxable assessed value schedule on Assessed Valuation and Actual Values of Taxable Property schedule.

(4) No general obligation bonds outstanding

Source: Current and prior year financial statements, Multnomah County Division of Assessment and Taxation, Center for Population Research and Census at Portland State University, and US Department of Commerce-Bureau of Economic Analysis

MULTNOMAH COUNTY, OREGON
Legal Debt Margin Information
Last Ten Fiscal Years
(dollar amounts expressed in thousands)
(unaudited)

ORS 287A.100 provides a debt limit on general obligation bonds of 2 percent of the real market value of all taxable property within the County's boundaries. This became effective January 1, 2008 superseding ORS 287.054.

	<u>2023</u>	<u>2022</u>	<u>2021</u>	<u>2020</u>
Real market value	\$ 208,981,196	\$ 194,225,707	\$ 184,073,899	\$ 176,570,949
Debt limit rate	2.00%	2.00%	2.00%	2.00%
Debt limit	4,179,624	3,884,514	3,681,478	3,531,419
Less bonded debt at June 30	306,240	349,405	387,000	-
Legal debt margin	<u>\$ 3,873,384</u>	<u>\$ 3,535,109</u>	<u>\$ 3,294,478</u>	<u>\$ 3,531,419</u>

Total net debt applicable to the limit as a percentage of debt limit. 7.33 % 8.99 % 10.51 % - %

ORS 287A.105 provides a debt limit on full faith and credit bonds of 1 percent of the real market value of all taxable property within the County's boundaries. This became effective January 1, 2008 superseding ORS 287.053.

Real market value	\$ 208,981,196	\$ 194,225,707	\$ 184,073,899	\$ 176,570,949
Debt limit rate	1.00%	1.00%	1.00%	1.00%
Debt limit	2,089,812	1,942,257	1,840,739	1,765,709
Less bonded debt at June 30	241,240	237,578	256,922	344,351
Legal debt margin	<u>\$ 1,848,572</u>	<u>\$ 1,704,679</u>	<u>\$ 1,583,817</u>	<u>\$ 1,421,358</u>

Total net debt applicable to the limit as a percentage of debt limit. 11.54 % 12.23 % 13.96 % 19.50 %

ORS 238.694 provides a debt limit on revenue bonds to finance pension liabilities of 5 percent of the real market value of all taxable property within the County's boundaries.

Real market value	\$ 208,981,196	\$ 194,225,707	\$ 184,073,899	\$ 176,570,949
Debt limit rate	5.00%	5.00%	5.00%	5.00%
Debt limit	10,449,060	9,711,285	9,203,695	8,828,547
Less bonded debt at June 30	31,979	36,968	42,066	47,274
Legal debt margin	<u>\$ 10,417,081</u>	<u>\$ 9,674,317</u>	<u>\$ 9,161,629</u>	<u>\$ 8,781,273</u>

Total net debt applicable to the limit as a percentage of debt limit. 0.31 % 0.38 % 0.46 % 0.54 %

Source: Current and prior years' financial statements, Multnomah County Division of Assessment and Taxation

2019	2018	2017	2016	2015	2014
\$ 172,752,206	\$ 158,551,847	\$ 139,355,901	\$ 119,581,740	\$ 108,173,728	\$ 98,078,710
2.00%	2.00%	2.00%	2.00%	2.00%	2.00%
3,455,044	3,171,037	2,787,118	2,391,635	2,163,475	1,961,574
-	-	-	5,905	11,570	17,725
<u>\$ 3,455,044</u>	<u>\$ 3,171,037</u>	<u>\$ 2,787,118</u>	<u>\$ 2,385,730</u>	<u>\$ 2,151,905</u>	<u>\$ 1,943,849</u>

- % - % - % 0.25 % 0.53 % 0.90 %

\$ 172,752,206	\$ 158,551,847	\$ 139,355,901	\$ 119,581,740	\$ 108,173,728	\$ 98,078,710
1.00%	1.00%	1.00%	1.00%	1.00%	1.00%
1,727,522	1,585,518	1,393,559	1,195,817	1,081,737	980,787
273,440	290,990	140,085	150,690	160,255	172,025
<u>\$ 1,454,082</u>	<u>\$ 1,294,528</u>	<u>\$ 1,253,474</u>	<u>\$ 1,045,127</u>	<u>\$ 921,482</u>	<u>\$ 808,762</u>

20.54 % 18.35 % 10.05 % 12.60 % 14.81 % 17.54 %

\$ 172,752,206	\$ 158,551,847	\$ 139,355,901	\$ 119,581,740	\$ 108,173,728	\$ 98,078,710
5.00%	5.00%	5.00%	5.00%	5.00%	5.00%
8,637,610	7,927,592	6,967,795	5,979,087	5,408,686	4,903,936
52,593	74,793	94,263	111,248	118,093	122,562
<u>\$ 8,585,017</u>	<u>\$ 7,852,799</u>	<u>\$ 6,873,532</u>	<u>\$ 5,867,839</u>	<u>\$ 5,290,593</u>	<u>\$ 4,781,374</u>

0.61 % 0.94 % 1.35 % 1.86 % 2.18 % 2.50 %

MULTNOMAH COUNTY, OREGON
Demographic and Economic Statistics
Last Ten Fiscal Years
(dollar amounts expressed in thousands, except per capita)
(unaudited)

<u>June 30,</u>	<u>Population (1)</u>	<u>Personal Income (2)</u>	<u>Per Capita Income (2)</u>	<u>PMSA* Unemployment Rate (3)</u>
2014	765,775	\$ 36,588,018	\$ 47,106	6.1 %
2015	777,490	38,906,295	49,230	5.4
2016	790,670	41,194,678	51,508	5.1
2017	803,000	44,261,075	54,726	3.8
2018	813,300	46,966,887	57,850	3.6
2019	821,730	49,399,774	60,773	3.9
2020	829,560	52,080,033	63,852	8.0
2021	812,563	56,502,646 (4)	70,311 (4)	4.7
2022	810,242	N/A	N/A	3.6
2023	N/A	N/A	N/A	3.5 (5)

N/A: Data was not available for this calendar year.

* Portland Metropolitan Statistical Area

(1) Population Research Center, PSU, 2022 data expected by 11/30/2023

(2) US BEA, Dept of Commerce, Bureau of Economic Analysis

(3) OLMIS, Oregon Labor Market Information System

(4) Most recent information available is December 2021

(5) Information available as of November 2023

MULTNOMAH COUNTY, OREGON
Principal Employers
Current Year and Nine Years Ago
(unaudited)

Fiscal Year 2022-23			
Employer	Employees	Rank	Percentage of Total PMSA* Employment
Intel Corporation	22,328	1	1.77 %
Providence Health & Services	19,687	2	1.56
Oregon Health & Science University	19,136	3	1.52
Nike, Inc.	15,125	4	1.20
Legacy Health	13,087	5	1.04
Kaiser Permanente	12,262	6	0.97
Fred Meyer Stores	9,374	7	0.74
Portland Public Schools	6,814	8	0.54
City of Portland	6,483	9	0.52
Multnomah County	5,307	10	0.42
Total	129,603		10.28 %

Total PMSA* employment 1,258,500 (1)

Fiscal Year 2013-14			
Employer	Employees	Rank	Percentage of Total PMSA* Employment
Intel Corporation	16,700	1	1.51 %
Providence Health System	14,132	2	1.27
U.S. Federal Government	14,106	3	1.27
Oregon Health and Science University	13,900	4	1.25
Fred Meyer Stores	10,176	5	0.92
Legacy Health System	9,896	6	0.89
Kaiser Foundation Health Plan	9,835	7	0.89
City of Portland	9,318	8	0.84
State of Oregon	7,559	9	0.68
Nike Inc.	7,000	10	0.63
Total	112,622		10.15 %

Total PMSA* employment 1,109,348

* Portland Metropolitan Statistical Area (PMSA)

(1) As of September 2023

MULTNOMAH COUNTY, OREGON
Full Time Equivalent (FTE) County Employees
by Function/Program and Bargaining Unit
(dollar amounts expressed in thousands)
(unaudited)

Function/Program	2023	2022	2021	2020
Governmental activities:				
General government	1,307	1,036	817	812
Health services	1,088	944	1,372	1,295
Social services	1,162	1,063	920	769
Public safety and justice	1,738	1,524	1,390	1,439
Community services	50	40	17	15
Library	638	624	340	354
Roads and bridges	111	107	95	115
Total governmental activities	6,094	5,338	4,951	4,799
Business-type activities:				
Health Department FQHC	831	693	-	-
Behavioral health	-	-	-	-
Total business-type activities	831	693	-	-
Total primary government budgeted FTE	6,925	6,031	4,951	4,799
MULTNOMAH COUNTY EMPLOYEES				
Management and exempt	815	922	791	796
Bargaining units:				
Multnomah County Employees Union - Local 88 and Physicians & Psychiatrists Unit - Local 88-2, AFSCME AFL-CIO	3,554	3,444	3,648	3,112
International Brotherhood of Electrical Workers (IBEW) - Local 48, AFL-CIO	26	26	28	21
International Union of Operating Engineers - Local 701, AFL-CIO	16	16	15	15
International Union of Painters and Allied Trades - District Council 5, Local 1094, AFL-CIO	1	1	1	-
Multnomah County Corrections Deputy Association (MCCDA)	387	383	395	332
Multnomah County Deputy Sheriff's Association (MCDSA)	120	109	111	95
Oregon Nurses Association (ONA)	149	221	258	238
Multnomah County Employees Union - Juvenile Custody Services Specialists Unit (JCSS) - Local 88-6, AFSCME AFL-CIO	48	55	105	91
Multnomah County Prosecuting Attorneys Association	81	82	73	68
Federation of Oregon Parole and Probation Officers (FOPPO)	102	102	109	92
Total bargaining units	4,484	4,439	4,743	4,064
Temporary County employees	76	70	64	59
Total actual County employees	5,375	5,431	5,598	4,919

2019	2018	2017	2016	2015	2014
798	767	669	679	654	653
1,312	1,439	1,373	1,411	1,039	973
735	639	643	682	846	760
1,463	1,536	1,472	1,531	1,532	1,443
17	183	88	78	73	69
369	545	515	504	514	502
124	102	110	128	130	136
4,818	5,211	4,870	5,013	4,788	4,536
-	-	-	-	-	-
-	1	3	3	3	5
-	1	3	3	3	5
4,818	5,212	4,873	5,016	4,791	4,541
782	796	816	778	740	694
3,260	3,081	3,081	3,217	3,013	2,893
24	23	24	19	19	19
15	16	15	14	13	14
1	1	1	1	1	1
409	411	420	433	429	413
124	126	113	110	89	92
224	208	186	229	196	188
108	58	59	62	70	58
72	74	75	77	78	74
122	122	128	129	128	114
4,359	4,120	4,102	4,291	4,036	3,866
105	256	489	1,119	1,215	1,213
5,246	5,172	5,407	6,188	5,991	5,773

MULTNOMAH COUNTY, OREGON
Operating Indicators by Function/Program
Last Ten Fiscal Years
(unaudited)

FUNCTION/PROGRAM	2023	2022	2021
Governmental Activities:			
General Government			
Number of property tax accounts - residential	234,303	233,838	233,838
Number of property tax accounts - personal	11,441	11,544	11,544
Number of property tax accounts - commercial	14,295	14,327	14,327
Number of marriage licenses issued	6,263	5,732	4,551
Health Services			
Total clinic visits (a)	-	-	258,226
County residents who rate their health good or better	87 %	84 %	84 %
Environmental health inspections	12,320	10,272	5,804
Women, infants, and children (WIC) served in the WIC program	20,045	19,141	18,851
Flu vaccinations at health clinics	19,321	9,448	10,442
Social Services			
Households that have received assistance with energy bills	31,015	18,834	18,834
Clients with developmental disabilities served	2,717	2,606	2,702
Senior and physically disabled clients served	2,582	2,340	2,360
Alcohol and drug treatment clients	2,051	2,087	2,205
Early childhood mental health clients	5,483	4,715	3,566
Families served in early childhood programs	2,106	21,888	8,936
Students enrolled in extended day school activities	16,472	2,143	75,837
Public Safety and Justice			
Sheriff:			
Responses to calls for services	57,084	57,807	55,369
Number of arrests (parts 1, 2 and 3 crimes)	2,350	2,532	2,639
Corrections:			
Number of inmates booked	15,142	12,854	12,080
Average daily jail population	854	795	734
Average length of jail stay in days	21	23	20
Number of transports to courthouse	4,488	3,885	2,236
Juvenile:			
Youth admitted to detention center	241	179	200
Monthly average length of stay in days in youth detention center	26	30	42.0
Community service hours completed	830	1,184	2,012
Monthly average number of youth on supervision/probation	344	303	385

(a) Beginning in 2022, clinics were transferred from Health Services in governmental activities to Health Department FQHC in business-type activities

Sources: Multnomah County Departments, Service Efforts and Accomplishments Social and Health Services, Service Efforts and Accomplishments Public Safety, current and prior year financial statements

2020	2019	2018	2017	2016	2015	2014
233,211	232,436	233,744	231,873	243,358	243,036	242,721
11,988	12,228	35,535	61,078	65,070	64,215	62,437
14,450	14,586	17,590	17,852	33,574	33,682	33,785
5,891	6,825	6,906	7,676	7,899	7,766	7,045
236,451	289,493	314,865	328,255	312,735	309,484	307,137
84 %	84 %	86 %	86 %	85 %	83 %	84 %
10,438	14,156	14,733	14,574	13,425	12,850	14,263
17,601	21,290	22,613	24,458	25,706	28,400	29,072
10,440	15,225	15,875	16,028	18,052	25,127	26,154
14,567	18,156	17,287	17,555	21,169	17,340	16,286
4,569	6,072	6,033	5,706	5,566	5,383	4,921
216	N/A	N/A	N/A	N/A	60,753	62,877
N/A	3,953	3,925	3,519	2,450	2,266	3,638
3,587	3,623	3,642	3,644	5,564	5,485	5,410
1,505	869	998	935	1,291	1,218	801
19,202	22,598	22,383	24,552	31,589	24,270	21,108
60,026	64,426	63,310	56,661	59,063	54,350	48,975
3,174	3,657	3,374	3,234	3,136	N/A	2,712
24,294	31,971	31,795	30,896	34,421	35,952	39,731
988	1,074	1,087	1,077	1,193	1,145	1,220
14	13	13	13	13	12	12
5,923	14,410	15,793	19,335	19,035	19,200	19,196
362	456	539	1,304	1,504	1,508	1,453
22.0	15.5	24.1	12	12	13	10
7,592	5,530	6,395	2,890	3,780	4,446	3,107
533	546	75	315	343	350	324

(continued)

MULTNOMAH COUNTY, OREGON
Operating Indicators by Function/Program
Last Ten Fiscal Years
(unaudited)

(continued) FUNCTION/PROGRAM	2023	2022	2021
Public Safety and Justice (continued)			
Adult:			
Community service hours completed	14,529	11,328	576
Adults participating in educational classes	-	-	-
Clients receiving GEDs	-	-	-
Average no. adults on probation & post-prison supervision/month	4,184	4,445	5,535
District Attorney:			
Cases of adult criminal activity prosecuted	7,052	6,529	5,873
Juvenile delinquency cases prosecuted	409	357	434
Hours of Community Court community service completed	-	-	8
Community Services			
Number of registered voters	560,352	558,106	571,448
Number of votes cast in last general election (a)	368,674	203,930	467,632
Percent of registered voters who voted in last general election	66 %	37 %	82 %
Animal control - total intake - dogs and cats	5,278	3,946	2,939
Bike lanes and legends (linear) [b]	7	-	-
Library			
New library cards issued annually	50,747	54,713	52,555
Total circulation	16,723,993	16,506,308	12,156,497
Borrowers who used their cards in last three years (c)	347,856	361,923	388,868
Library satisfaction (d)	97.0 %	N/A	N/A
Web site visits/hits (e)	2,896,302	2,711,344	2,747,237
Business-type Activities:			
Health Department FQHC			
Total clinic visits (f)	207,338	271,971	-
Dunthorpe-Riverdale Service District No. 1			
Sewage disposal - number of accounts	571	567	568
Mid-Multnomah County Street Lighting Service District No. 14			
Lighting - number of accounts	7,962	7,876	7,895

(a) Community Service general elections are held in November on even years.

(b) Beginning in fiscal year 2023, Department of Community Services began tracking data related to bike path improvements

(c) Cardholder count is lower due to correction of a long-standing overcount.

(d) Library satisfaction is from a patron survey beginning in 2012 (not taken in 2020 or 2021). Satisfaction rating is percent of respondents that found library materials of interest starting in fiscal year 2004.

(e) Website visits 2015 and prior include catalog visits

(f) Beginning in 2022, clinics were transferred from Health Services in governmental activities to Health Department FQHC in business-type activities

Sources: Multnomah County Departments, Service Efforts and Accomplishments Social and Health Services, Service Efforts and Accomplishments Public Safety, current and prior year financial statements

2020	2019	2018	2017	2016	2015	2014
19,897	31,424	30,915	38,273	59,580	73,787	N/A
-	-	-	203	225	450	689
-	-	-	29	27	14	125
7,366	7,615	8,125	8,463	8,666	8,823	9,351
10,375	12,525	12,562	12,870	15,111	16,273	25,880
729	893	855	838	808	666	491
1,010	2,260	2,916	2,925	3,589	7,471	11,930
539,385	531,729	513,498	505,145	466,964	441,157	434,898
278,072	383,325	157,932	404,059	302,584	302,584	367,992
52 %	72 %	31 %	80 %	69 %	69 %	85 %
4,376	5,552	5,382	5,810	5,728	6,433	6,894
-	-	-	-	-	-	-
47,847	52,554	52,685	56,019	59,026	66,884	60,715
14,784,837	18,349,763	18,554,896	18,728,761	19,221,448	20,268,163	19,486,176
404,587	416,935	465,828	444,459	436,476	444,231	432,685
N/A	98.0 %	96.0 %	96.5 %	97.0 %	96.8 %	97.0 %
2,885,016	3,717,521	3,868,361	4,267,424	4,810,497	5,476,348	6,230,998
-	-	-	-	-	-	-
567	565	566	595	595	563	563
7,895	7,923	7,928	7,894	7,934	7,952	7,942

MULTNOMAH COUNTY, OREGON
Capital Asset and Infrastructure Statistics by Function/Program
Last Ten Fiscal Years
(unaudited)

FUNCTION/PROGRAM	2023	2022	2021
Governmental Activities:			
General Government			
Buildings owned	91	89	80
Buildings leased	74	71	62
Automobiles	280	279	268
Vehicles (excluding automobiles)	354	354	354
Heavy equipment	210	181	173
Health Services			
Health and dental centers	9	8	7
School based health centers	9	9	11
Social Services			
Aging and disability offices	6	6	6
Joint Office of Homeless Services:			
Owned	10	9	-
Leased	5	7	-
Public Safety and Justice			
Sheriff:			
Vehicular patrol units	119	117	96
Number of employees (sworn and civilian)	747	734	748
River patrol offices	5	3	4
Corrections:			
Jails:			
Facilities	2	2	2
Population capacity	1,117	1,117	1,117
Community Justice:			
Adult probation and parole offices	5	5	5
Adult housing program offices	-	-	-
Juvenile counseling offices	2	2	2
Library			
Regional branches	5	5	5
Neighborhood branches	13	13	13
Leased branches	5	5	5
Roads, Bridges and Bike Path Improvements			
Miles of streets maintained by County:			
Paved	263	263	263
Unpaved	6	6	6
Bridges:			
Major	6	6	6
Minor	23	22	23
Bike path improvements (a):			
Traffic signals with pedestrian buttons	30	-	-
Pedestrian crossing / crosswalk signals	9	-	-
Bike / pedestrian traffic signs	200	-	-
Curb / ADA ramps	643	-	-

(a) Beginning in fiscal year 2023, Department of Community Services began tracking data related to Bike-path improvements.

2020	2019	2018	2017	2016	2015	2014
80	80	80	79	76	77	79
62	62	61	56	57	48	48
270	287	293	294	311	321	294
340	339	321	303	303	267	276
174	95	93	80	80	90	96
7	8	8	8	8	7	8
10	12	12	12	13	13	12
9	9	8	5	5	5	5
-	-	-	-	-	-	-
-	-	-	-	-	-	-
92	90	78	71	78	68	58
773	768	774	764	781	781	759
3	4	3	2	2	2	3
2	2	2	2	2	2	2
1,192	1,074	1,086	1,251	1,310	1,310	1,310
5	5	6	4	5	5	7
-	-	-	-	-	-	1
2	2	2	1	1	1	3
5	5	5	5	5	3	2
13	13	13	13	13	13	11
6	6	6	6	6	6	6
274	274	274	268	268	268	270
24	24	24	29	29	29	24
6	6	6	6	6	6	6
20	20	19	20	20	21	19
-	-	-	-	-	-	-
-	-	-	-	-	-	-
-	-	-	-	-	-	-
-	-	-	-	-	-	-

(continued)

MULTNOMAH COUNTY, OREGON
Capital Asset and Infrastructure Statistics by Function/Program
Last Ten Fiscal Years
(unaudited)

(continued)			
FUNCTION/PROGRAM	2023	2022	2021
Business-type Activities:			
Dunthorpe-Riverdale Service District No. 1			
Pump stations	1	1	1
Miles of sewer (approximate)	15	15	15
Mid-Multnomah County Street Lighting Service District No. 14			
Street lighting - lights and poles	4,935	4,931	4,912

Source: Multnomah County Departments

2020	2019	2018	2017	2016	2015	2014
1 15	1 15	1 15	1 15	1 15	1 15	1 15
4,786	4,779	4,738	4,742	4,742	4,535	4,535

(This page intentionally left blank.)

AUDIT COMMENTS AND DISCLOSURES

Report of Independent Auditors Required by Oregon State Regulations

(This page intentionally left blank.)

Report of Independent Auditors Required by Oregon State Regulations

The Board of Commissioners
Multnomah County, Oregon

We have audited, in accordance with auditing standards generally accepted in the United States of America and the standards applicable to financial audits contained in *Government Auditing Standards* issued by the Comptroller General of the United States, the financial statements of the governmental activities, the business-type activities, the discretely presented component unit, each major fund, the aggregate remaining fund information, and the respective budgetary comparisons for the General Fund, Federal/State Program Fund, Coronavirus (COVID-19) Response Fund, and Preschool for All Program Fund of Multnomah County, Oregon (Multnomah County) as of and for the year ended June 30, 2023, and the related notes to the financial statements, which collectively comprise Multnomah County's basic financial statements, and have issued our report thereon dated November 17, 2023. Our report includes a reference to other auditors who audited the financial statements of The Library Foundation, a discretely presented component unit, as described in our report on Multnomah County's financial statements. This report does not include the results of the other auditors' testing of internal control over financial reporting or compliance and other matters that are reported on separately by those auditors.

Compliance

As part of obtaining reasonable assurance about whether Multnomah County's basic financial statements are free from material misstatement, we performed tests of its compliance with certain provisions of laws, regulations, contracts, and grant agreements, including provisions of Oregon Revised Statutes (ORS) as specified in Oregon Administrative Rules (OAR) 162-010-0000 to 162-010-0330, of the Minimum Standards for Audits of Oregon Municipal Corporations, noncompliance with which could have a direct and material effect on the financial statements. However, providing an opinion on compliance with those provisions was not an objective of our audit and, accordingly, we do not express such an opinion.

We performed procedures to the extent we considered necessary to address the required comments and disclosures which included, but were not limited to, the following:

- Accounting records and internal control
- Public fund deposits
- Indebtedness
- Budget
- Insurance and fidelity bonds
- Programs funded from outside sources
- Highway funds
- Investments
- Public contracts and purchasing

In connection with our testing, nothing came to our attention that caused us to believe Multnomah County was not in substantial compliance with certain provisions of laws, regulations, contracts, and grant agreements, including the provisions of ORS as specified in OAR 162-010-0000 through 162-010-0330 of the Minimum Standards for Audits of Oregon Municipal Corporations except as follows. Multnomah County experienced one over-expenditure in one fund which is disclosed in the notes to the financial statements.

Internal Control Over Financial Reporting

In planning and performing our audit of the financial statements, we considered Multnomah County's internal control over financial reporting (internal control) as a basis for designing audit procedures that are appropriate in the circumstances for the purpose of expressing our opinions on the financial statements, but not for the purpose of expressing an opinion on the effectiveness of Multnomah County's internal control. Accordingly, we do not express an opinion on the effectiveness of Multnomah County's internal control.

A deficiency in internal control exists when the design or operation of a control does not allow management or employees, in the normal course of performing their assigned functions, to prevent, or detect and correct, misstatements on a timely basis. A *material weakness* is a deficiency, or a combination of deficiencies, in internal control such that there is a reasonable possibility that a material misstatement of the entity's financial statements will not be prevented, or detected and corrected, on a timely basis. A *significant deficiency* is a deficiency, or a combination of deficiencies, in internal control that is less severe than a material weakness, yet important enough to merit attention by those charged with governance.

Our consideration of internal control was for the limited purpose described in the first paragraph of this section and was not designed to identify all deficiencies in internal control that might be material weaknesses or significant deficiencies. Given these limitations, during our audit we did not identify any deficiencies in internal control that we consider to be material weaknesses. However, material weaknesses or significant deficiencies may exist that have not been identified.

Purpose of this Report

The purpose of this report is solely to describe the scope of our testing of internal control and compliance and the results of that testing, and not to provide an opinion on the effectiveness of the entity's internal control or on compliance. Accordingly, this communication is not suitable for any other purpose.

This report is intended solely for the information and use of the Board of Commissioners and management of Multnomah County and the Oregon Secretary of State and is not intended to be and should not be used by anyone other than these parties.



Ashley Osten, Partner for
Moss Adams LLP
Portland, Oregon
November 17, 2023

FEDERAL GRANT PROGRAMS

- Report of Independent Auditors on Internal Control Over Financial Reporting and on Compliance and Other Matters Based on an Audit of Financial Statements Performed in Accordance with *Government Auditing Standards*
- Report of Independent Auditors on Compliance for Each Major Program and Report on Internal Control Over Compliance Required by the Uniform Guidance
- Schedule of Expenditures of Federal Awards
- Notes to Schedule of Expenditures of Federal Awards
- Schedule of Findings and Questioned Costs
- Summary Schedule of Prior Audit Findings for the Fiscal Year Ending June 30, 2022

(This page intentionally left blank.)

Report of Independent Auditors on Internal Control Over Financial Reporting and on Compliance and Other Matters Based on an Audit of Financial Statements Performed in Accordance with *Government Auditing Standards*

The Board of Commissioners
Multnomah County, Oregon

We have audited, in accordance with the auditing standards generally accepted in the United States of America and the standards applicable to financial audits contained in *Government Auditing Standards* issued by the Comptroller General of the United States, the financial statements of the governmental activities, the business-type activities, the discretely presented component unit, each major fund, the aggregate remaining fund information and the respective budgetary comparisons for the General Fund, Federal/State Program Fund, Coronavirus (COVID-19) Response Fund, and Preschool for All Program Fund of Multnomah County, Oregon (Multnomah County) as of and for the year ended June 30, 2023, and the related notes to the financial statements, which collectively comprise Multnomah County's basic financial statements, and have issued our report thereon dated November 17, 2023. Our report includes a reference to other auditors who audited the financial statements of The Library Foundation, a discretely presented component unit, as described in our report on Multnomah County's financial statements. This report does not include the results of the other auditors' testing of internal control over financial reporting or compliance and other matters that are reported on separately by those auditors.

Report on Internal Control Over Financial Reporting

In planning and performing our audit of the financial statements, we considered Multnomah County's internal control over financial reporting (internal control) as a basis for designing audit procedures that are appropriate in the circumstances for the purpose of expressing our opinions on the financial statements, but not for the purpose of expressing an opinion on the effectiveness of Multnomah County's internal control. Accordingly, we do not express an opinion on the effectiveness of Multnomah County's internal control.

A *deficiency in internal control* exists when the design or operation of a control does not allow management or employees, in the normal course of performing their assigned functions, to prevent, or detect and correct, misstatements on a timely basis. A *material weakness* is a deficiency, or a combination of deficiencies, in internal control such that there is a reasonable possibility that a material misstatement of the entity's financial statements will not be prevented, or detected and corrected, on a timely basis. A *significant deficiency* is a deficiency, or a combination of deficiencies, in internal control that is less severe than a material weakness, yet important enough to merit attention by those charged with governance.

Our consideration of internal control was for the limited purpose described in the first paragraph of this section and was not designed to identify all deficiencies in internal control that might be material weaknesses or significant deficiencies. Given these limitations, during our audit we did not identify any deficiencies in internal control that we consider to be material weaknesses. However, material weaknesses or significant deficiencies may exist that were not identified.

Report on Compliance and Other Matters

As part of obtaining reasonable assurance about whether Multnomah County's financial statements are free from material misstatement, we performed tests of its compliance with certain provisions of laws, regulations, contracts, and grant agreements, noncompliance with which could have a direct and material effect on the financial statements. However, providing an opinion on compliance with those provisions was not an objective of our audit, and accordingly, we do not express such an opinion. The results of our tests disclosed no instances of noncompliance or other matters that are required to be reported under *Government Auditing Standards*.

Purpose of this Report

The purpose of this report is solely to describe the scope of our testing of internal control and compliance and the results of that testing, and not to provide an opinion on the effectiveness of the entity's internal control or on compliance. This report is an integral part of an audit performed in accordance with *Government Auditing Standards* in considering the entity's internal control and compliance. Accordingly, this communication is not suitable for any other purpose.

A handwritten signature in cursive script that reads "Moss Adams LLP".

Portland, Oregon
November 17, 2023

Report of Independent Auditors on Compliance for Each Major Federal Program and Report on Internal Control Over Compliance Required by the Uniform Guidance

The Board of Commissioners
Multnomah County, Oregon

Report on Compliance for Each Major Federal Program

Opinion on Each Major Federal Program

We have audited Multnomah County, Oregon's (Multnomah County) compliance with the types of compliance requirements identified as subject to audit in the OMB *Compliance Supplement* that could have a direct and material effect on each of Multnomah County's major federal programs for the year ended June 30, 2023. Multnomah County's major federal programs are identified in the summary of auditor's results section of the accompanying schedule of findings and questioned costs.

In our opinion, Multnomah County complied, in all material respects, with the compliance requirements referred to above that could have a direct and material effect on each of its major federal programs for the year ended June 30, 2023.

Basis for Opinion on Each Major Federal Program

We conducted our audit of compliance in accordance with auditing standards generally accepted in the United States of America (GAAS); the standards applicable to financial audits contained in *Government Auditing Standards* issued by the Comptroller General of the United States (*Government Auditing Standards*); and the audit requirements of Title 2 U.S. *Code of Federal Regulations Part 200, Uniform Administrative Requirements, Cost Principles, and Audit Requirements for Federal Awards* (Uniform Guidance). Our responsibilities under those standards and the Uniform Guidance are further described in the Auditor's Responsibilities for the Audit of Compliance section of our report.

We are required to be independent of Multnomah County and to meet our other ethical responsibilities, in accordance with relevant ethical requirements relating to our audit. We believe that the audit evidence we have obtained is sufficient and appropriate to provide a basis for our opinion on compliance for each major federal program. Our audit does not provide a legal determination of Multnomah County's compliance with the compliance requirements referred to above.

Responsibilities of Management for Compliance

Management is responsible for compliance with the requirements referred to above and for the design, implementation, and maintenance of effective internal control over compliance with the requirements of laws, statutes, regulations, rules, and provisions of contracts or grant agreements applicable to Multnomah County's federal programs.

Auditor's Responsibilities for the Audit of Compliance

Our objectives are to obtain reasonable assurance about whether material noncompliance with the compliance requirements referred to above occurred, whether due to fraud or error, and express an opinion on Multnomah County's compliance based on our audit. Reasonable assurance is a high level of assurance but is not absolute assurance and therefore is not a guarantee that an audit conducted in accordance with GAAS, *Government Auditing Standards*, and the Uniform Guidance will always detect material noncompliance when it exists. The risk of not detecting material noncompliance resulting from fraud is higher than for that resulting from error, as fraud may involve collusion, forgery, intentional omissions, misrepresentations, or the override of internal control. Noncompliance with the compliance requirements referred to above is considered material, if there is a substantial likelihood that, individually or in the aggregate, it would influence the judgment made by a reasonable user of the report on compliance about Multnomah County's compliance with the requirements of each major federal program as a whole.

In performing an audit in accordance with GAAS, *Government Auditing Standards*, and the Uniform Guidance, we

- Exercise professional judgment and maintain professional skepticism throughout the audit.
- Identify and assess the risks of material noncompliance, whether due to fraud or error, and design and perform audit procedures responsive to those risks. Such procedures include examining, on a test basis, evidence regarding Multnomah County's compliance with the compliance requirements referred to above and performing such other procedures as we considered necessary in the circumstances.
- Obtain an understanding of Multnomah County's internal control over compliance relevant to the audit in order to design audit procedures that are appropriate in the circumstances and to test and report on internal control over compliance in accordance with the Uniform Guidance, but not for the purpose of expressing an opinion on the effectiveness of Multnomah County's internal control over compliance. Accordingly, no such opinion is expressed.

We are required to communicate with those charged with governance regarding, among other matters, the planned scope and timing of the audit and any significant deficiencies and material weaknesses in internal control over compliance that we identified during the audit.

Report on Internal Control Over Compliance

A deficiency in internal control over compliance exists when the design or operation of a control over compliance does not allow management or employees, in the normal course of performing their assigned functions, to prevent, or detect and correct, noncompliance with a type of compliance requirement of a federal program on a timely basis. *A material weakness in internal control over compliance* is a deficiency, or a combination of deficiencies, in internal control over compliance such that there is a reasonable possibility that material noncompliance with a type of compliance requirement of a federal program will not be prevented, or detected and corrected, on a timely basis. *A significant deficiency in internal control over compliance* is a deficiency, or a combination of deficiencies, in internal control over compliance with a type of compliance requirement of a federal program that is less severe than a material weakness in internal control over compliance, yet important enough to merit attention by those charged with governance.

Our consideration of internal control over compliance was for the limited purpose described in the Auditor's Responsibilities for the Audit of Compliance section above and was not designed to identify all deficiencies in internal control over compliance that might be material weaknesses or significant deficiencies in internal control over compliance. Given these limitations, during our audit we did not identify any deficiencies in internal control over compliance that we consider to be material weaknesses, as defined above. However, material weaknesses or significant deficiencies in internal control over compliance may exist that were not identified.

Our audit was not designed for the purpose of expressing an opinion on the effectiveness of internal control over compliance. Accordingly, no such opinion is expressed.

The purpose of this report on internal control over compliance is solely to describe the scope of our testing of internal control over compliance and the results of that testing based on the requirements of the Uniform Guidance. Accordingly, this report is not suitable for any other purpose.

A handwritten signature in cursive script that reads "Moss Adams LLP".

Portland, Oregon
November 17, 2023

MULTNOMAH COUNTY, OREGON
Schedule of Expenditures of Federal Awards (SEFA)
For the Year ended June 30, 2023

Federal Assistance Listing Number	Program Title	Grantor	Identifying Number	Federal Expenditures	Expenditures to Subrecipients
DEPARTMENT OF AGRICULTURE					
10.553	School Breakfast Program	STATE OF OREGON - DEPARTMENT OF EDUCATION	187OROR3N1099	\$ 37,903	\$ -
10.555	National School Lunch Program	STATE OF OREGON - DEPARTMENT OF EDUCATION	187OROR3N1099	93,796	-
		<i>Total Child Nutrition Cluster</i>		<u>131,699</u>	<u>-</u>
10.557	Special Supplemental Nutrition Program for Women, Infants, and Children	STATE OF OREGON - PUBLIC HEALTH DIVISION	159825	3,275,895	-
10.561	State Administrative Matching Grants for the Supplemental Nutrition Assistance Program	STATE OF OREGON - PUBLIC HEALTH DIVISION	187OROROS2514	101,304	-
		<i>Total SNAP Cluster</i>		<u>101,304</u>	<u>-</u>
10.699	Partnership Agreements	U.S. FOREST SERVICE		5,000	
		TOTAL DEPARTMENT OF AGRICULTURE		<u>\$ 3,513,898</u>	<u>\$ -</u>
DEPARTMENT OF HOUSING AND URBAN DEVELOPMENT					
14.218	Community Development Block Grants/ Entitlement Grants	U.S. DEPARTMENT OF HOUSING & URBAN DEVELOPMENT	B-20-UW41-0003	\$ 294,487	\$ 262,641
14.218	COVID-19 - Community Development Block Grants	U.S. DEPARTMENT OF HOUSING & URBAN DEVELOPMENT	N/A	84,140	84,140
		<i>Total Community Development Block Grants/Entitlement Grants Cluster</i>		<u>378,627</u>	<u>346,781</u>
14.231	Emergency Solutions Grant Program	STATE OF OREGON - DEPARTMENT OF HOUSING & COMMUNITY	E17-DC-41-0001	109,773	109,773
14.231	Emergency Solutions Grant Program	CITY OF PORTLAND - BUREAU OF HOUSING	E-20-MC-41-0003/E-21-MC-41-0003	842,707	437,406
		<i>Total Emergency Solutions Grant Program</i>		<u>952,480</u>	<u>547,179</u>
14.241	Housing Opportunities for Persons with AIDS	CITY OF PORTLAND - BUREAU OF HOUSING	ORH21F001	1,871,214	1,867,611
14.251	Economic Development Initiative, Community Project Funding, and Miscellaneous grants	U.S. DEPARTMENT OF HOUSING & URBAN DEVELOPMENT	N/A	1,335,000	1,317,088

MULTNOMAH COUNTY, OREGON
Schedule of Expenditures of Federal Awards (SEFA)
For the Year ended June 30, 2023

Federal Assistance Listing Number	Program Title	Grantor	Identifying Number	Federal Expenditures	Expenditures to Subrecipients
DEPARTMENT OF HOUSING AND URBAN DEVELOPMENT (continued)					
14.267	Continuum of Care Program	U.S. DEPARTMENT OF HOUSING & URBAN DEVELOPMENT	OR022L0E012013/OR022L0E012114/OR026L0E012215/OR025D0E012103/OR0276L0E012102	2,838,694	1,881,538
14.881	Moving to Work Demonstration	HOME FORWARD	N/A	126,980	-
TOTAL DEPARTMENT OF HOUSING AND URBAN DEVELOPMENT				\$ 7,502,995	\$ 5,960,197
DEPARTMENT OF THE INTERIOR					
15.227	Distribution of Receipts to State and Local Governments	U.S. DEPARTMENT OF INTERIOR	N/A	\$ 158,539	\$ -
TOTAL DEPARTMENT OF THE INTERIOR				\$ 158,539	\$ -
DEPARTMENT OF JUSTICE					
16.034	COVID-19 - Coronavirus Emergency Supplemental Funding Program	OREGON CRIMINAL JUSTICE COMMISSION	CESF-20-12	\$ 23,897	\$ 345
16.529	Education, Training, and Enhanced Services to End Violence Against and Abuse of Women with Disabilities	U.S. DEPARTMENT OF JUSTICE - OFFICE OF JUSTICE PROGRAMS	2020-FW-AX-K007	118,139	19,221
16.566	National Institute of Justice W.E.B DuBois Fellowship Program	U.S. DEPARTMENT OF JUSTICE - OFFICE OF JUSTICE PROGRAMS	2017-MU-MU-0055	55,905	-
16.575	Crime Victim Assistance	STATE OF OREGON - DEPARTMENT OF JUSTICE	2017-VA-GX-0007/2015-VA-GX-0013/2016-VA-GX-0025	908,675	-
16.582	Crime Victim Assistance/Discretionary Grants	U.S. DEPARTMENT OF JUSTICE - OFFICE OF JUSTICE PROGRAMS	15POVC-21-GK-01091-NONF	104,910	-
16.588	Violence Against Women Formula Grants	STATE OF OREGON - DEPARTMENT OF JUSTICE	MultnomahCo.DAVAP-00008/VAWA-C-2023-MultnomahCo.DAVAP-00009	131,823	-
16.590	Grants to Encourage Arrest Policies and Enforcement of Protection Orders Program	U.S. DEPARTMENT OF JUSTICE - OFFICE OF JUSTICE PROGRAMS	2017-WE-AX-0011	9,584	-

MULTNOMAH COUNTY, OREGON
Schedule of Expenditures of Federal Awards (SEFA)
For the Year ended June 30, 2023

Federal Assistance Listing Number	Program Title	Grantor	Identifying Number	Federal Expenditures	Expenditures to Subrecipients
DEPARTMENT OF JUSTICE (continued)					
16.738	Edward Byrne Memorial Justice Assistance Grant Program	OREGON CRIMINAL JUSTICE COMMISSION	2017-DJ-BX-0064	340,499	119,358
16.738	Edward Byrne Memorial Justice Assistance Grant Program	CITY OF PORTLAND - POLICE BUREAU	2019-DJ-BX-0715/2020-DJ-BX-0213	172,358	-
	<i>Total Edward Byrne Memorial Justice Assistance Grant Program</i>			<u>512,857</u>	<u>119,358</u>
16.745	Criminal and Juvenile Justice and Mental Health Collaboration Program	CITY OF GRESHAM	2020-MO-BX-0031	16,127	-
16.753	Congressionally Recommended Awards	U.S. DEPARTMENT OF JUSTICE - OFFICE OF JUSTICE PROGRAMS	15PBJA-22-GG-00156-BRND	21,653	-
16.812	Second Chance Act Reentry Initiative	U.S. DEPARTMENT OF JUSTICE	2018-SM-BX-0002	29,253	21,116
16.825	Smart Prosecution Initiative	U.S. DEPARTMENT OF JUSTICE - OFFICE OF JUSTICE PROGRAMS	2020-YX-BX-0011	66,061	-
16.838	Comprehensive Opioid Abuse Site-Based Program	U.S. DEPARTMENT OF JUSTICE - OFFICE OF JUSTICE PROGRAMS	N/A	61,055	-
16.839	STOP School Violence	U.S. DEPARTMENT OF JUSTICE - OFFICE OF JUSTICE PROGRAMS	N/A	157,946	-
16.922	Equitable Sharing Program	U.S. DEPARTMENT OF JUSTICE	N/A	39,217	-
TOTAL DEPARTMENT OF JUSTICE				\$ 2,257,102	\$ 160,040
DEPARTMENT OF TRANSPORTATION					
20.205	Highway Planning and Construction	STATE OF OREGON - DEPARTMENT OF TRANSPORTATION	41C051094LS3E30/ 41C051099Z240/ 41C051105L24E	\$ 13,525,151	\$ -
20.224	Federal Lands Access Program	FEDERAL HIGHWAY ADMINISTRATION	N/A	90,242	-
20.232	Commercial Driver's License Program Improvement Grant	STATE OF OREGON - DEPARTMENT OF TRANSPORTATION	N/A	5,876	-
20.507	Federal Transit-Formula Grants	METRO	41LU205900221	56,969	-
	<i>Total Federal Transit Cluster</i>			<u>56,969</u>	<u>-</u>
TOTAL DEPARTMENT OF TRANSPORTATION				\$ 13,678,238	\$ -

MULTNOMAH COUNTY, OREGON
Schedule of Expenditures of Federal Awards (SEFA)
For the Year ended June 30, 2023

Federal Assistance Listing Number	Program Title	Grantor	Identifying Number	Federal Expenditures	Expenditures to Subrecipients
DEPARTMENT OF TREASURY					
21.016	Equitable Sharing	U.S. DEPARTMENT OF THE TREASURY	N/A	54,703	-
21.019	COVID-19 - Coronavirus Relief Fund	STATE OF OREGON - DEPARTMENT OF ADMINISTRATIVE SERVICES	N/A	(56,398)	(31,000)
21.019	COVID-19 - Coronavirus Relief Fund	STATE OF OREGON - DEPARTMENT OF HUMAN SERVICES	N/A	62,865	-
		<i>Total COVID-19 - Coronavirus Relief Fund</i>		<u>6,467</u>	<u>(31,000)</u>
21.023	COVID-19 - Emergency Rental Assistance Program	STATE OF OREGON - DEPARTMENT OF HOUSING & COMMUNITY DEVELOPMENT	N/A	(452,321)	-
21.023	COVID-19 - Emergency Rental Assistance Program	U.S. DEPARTMENT OF THE TREASURY	N/A	1,090,363	-
21.023	COVID-19 - Emergency Rental Assistance Program	CITY OF PORTLAND - BUREAU OF HOUSING	N/A	360,857	-
		<i>Total COVID-19 - Emergency Rental Assistance Program</i>		<u>998,899</u>	<u>-</u>
21.027	COVID-19 - Coronavirus State and Local Fiscal Recovery Funds	CITY OF PORTLAND - BUREAU OF HOUSING	N/A	15,370,577	11,954,286
21.027	COVID-19 - Coronavirus State and Local Fiscal Recovery Funds	U.S. DEPARTMENT OF THE TREASURY	N/A	62,686,036	18,580,491
		<i>Total COVID-19 - Coronavirus State and Local Fiscal Recovery Funds</i>		<u>78,056,613</u>	<u>30,534,777</u>
		TOTAL DEPARTMENT OF TREASURY		<u>\$ 79,116,682</u>	<u>\$ 30,503,777</u>
INSTITUTE OF MUSEUM AND LIBRARY SERVICES					
45.310	Grants to States	STATE OF OREGON - LIBRARY	NA	\$ 20,092	\$ -
				<u>\$ 20,092</u>	<u>\$ -</u>
ENVIRONMENTAL PROTECTION AGENCY					
66.432	State Public Water System Supervision	STATE OF OREGON - PUBLIC HEALTH DIVISION	31218	\$ 9,786	\$ -
66.468	Capitalization Grants for Drinking Water State Revolving Funds	STATE OF OREGON - PUBLIC HEALTH DIVISION	98009017	9,786	-
		<i>Total Drinking Water State Revolving Fund Cluster</i>		<u>9,786</u>	<u>-</u>

MULTNOMAH COUNTY, OREGON
Schedule of Expenditures of Federal Awards (SEFA)
For the Year ended June 30, 2023

Federal Assistance Listing Number	Program Title	Grantor	Identifying Number	Federal Expenditures	Expenditures to Subrecipients
ENVIRONMENTAL PROTECTION AGENCY (continued)					
66.962	Columbia River Basin Resotration (CRBR) Program	U.S. ENVIRONMENTAL PROTECTION AGENCY	N/A	57,277	-
TOTAL ENVIRONMENTAL PROTECTION AGENCY				\$ 76,849	\$ -
DEPARTMENT OF ENERGY					
81.042	Weatherization Assistance for Low-Income Persons	STATE OF OREGON - DEPARTMENT OF HOUSING & COMMUNITY DEVELOPMENT	DE-EE0007945	\$ 479,038	\$ -
TOTAL DEPARTMENT OF ENERGY				\$ 479,038	\$ -
DEPARTMENT OF EDUCATION					
84.287	Twenty-First Century Community Learning Centers	GRESHAM-BARLOW SCHOOL DISTRICT	S287C170037	\$ 168,461	\$ 168,461
TOTAL DEPARTMENT OF EDUCATION				\$ 168,461	\$ 168,461
DEPARTMENT OF HEALTH AND HUMAN SERVICES					
93.041	Special Programs for the Aging-Title VII, Chapter 3, Programs for Prevention of Elder Abuse, Neglect, and Exploitation	STATE OF OREGON - DEPARTMENT OF HUMAN SERVICES	18AAORT7EA	\$ 6,596	\$ -
93.043	Special Programs for the Aging-Title III, Part D-Disease Prevention and Health Promotion Services	STATE OF OREGON - DEPARTMENT OF HUMAN SERVICES	18AAORT355	32,548	27,776
93.048	Special Programs for the Aging-Title IV-and Title II-Discretionary Projects	STATE OF OREGON - DEPARTMENT OF CONSUMER & BUSINESS	90MPO212-02-00/90MPQ212-03-00	13,700	-
93.052	National Family Caregiver Support, Title III, Part E	STATE OF OREGON - DEPARTMENT OF HUMAN SERVICES	18AAORT3FC	452,732	96,582

MULTNOMAH COUNTY, OREGON
Schedule of Expenditures of Federal Awards (SEFA)
For the Year ended June 30, 2023

Federal Assistance Listing Number	Program Title	Grantor	Identifying Number	Federal Expenditures	Expenditures to Subrecipients
DEPARTMENT OF HEALTH AND HUMAN SERVICES (continued)					
93.044	Special Programs for the Aging-Title III, Part B-Grants for Supportive Services and Senior Centers	STATE OF OREGON - DEPARTMENT OF HUMAN SERVICES	18AAORT355	690,546	226,912
93.044	COVID-19 - Special Programs for the Aging-Title III, Part B-Grants for Supportive Services and Senior Centers	STATE OF OREGON - DEPARTMENT OF HUMAN SERVICES	N/A	163,631	-
	<i>Total Special Programs for the Aging-Title III, Part B-Grants for Supportive Services and Senior Centers</i>			854,177	226,912
93.045	Special Programs for the Aging-Title III, Part C-Nutrition Services	STATE OF OREGON - DEPARTMENT OF HUMAN SERVICES	18AAORT3CM	1,155,631	1,155,631
93.045	COVID-19 - Special Programs for the Aging Title III, Part C-Nutrition Services	STATE OF OREGON - DEPARTMENT OF HUMAN SERVICES	N/A	261,264	261,264
	<i>Total Special Programs for the Aging-Title III, Part C-Nutrition Services</i>			1,416,895	1,416,895
93.053	Nutrition Services Incentive Program	STATE OF OREGON - DEPARTMENT OF HUMAN SERVICES	18AAORNSIP	244,457	244,457
	<i>Total Aging Cluster</i>			2,515,529	1,888,264
93.069	Public Health Emergency Preparedness	STATE OF OREGON - PUBLIC HEALTH DIVISION	NA	280,996	-
93.071	Medicare Enrollment Assistance Program	STATE OF OREGON - DEPARTMENT OF CONSUMER & BUSINES	14OAAORMAAA 5NU62PS004959-	351,180	-
93.116	Project Grants and Cooperative Agreements for Tuberculosis Control Programs	STATE OF OREGON - PUBLIC HEALTH DIVISION	04/NU52PS910205/U52PS 004708	138,024	-
93.136	Injury Prevention and Control Research and State and Community Based Programs	U.S. DEPARTMENT OF HEALTH & HUMAN SERVICES	NH28CE002394	250,000	-
93.136	Injury Prevention and Control Research and State and Community Based Programs	STATE OF OREGON - PUBLIC HEALTH DIVISION	U17CE002751	50,990	-
	<i>Total Injury Prevention and Control Research and State and Community Based Programs</i>			300,990	-
93.145	AIDS Education and Training Centers	UNIVERSITY OF WASHINGTON	5U10HA29296	87,000	-
93.153	Coordinated Services and Access to Research for Women, Infants, Children, and Youth	U.S. DEPARTMENT OF HEALTH & HUMAN SERVICES	H12HA24796	347,436	-

MULTNOMAH COUNTY, OREGON
Schedule of Expenditures of Federal Awards (SEFA)
For the Year ended June 30, 2023

Federal Assistance Listing Number	Program Title	Grantor	Identifying Number	Federal Expenditures	Expenditures to Subrecipients
DEPARTMENT OF HEALTH AND HUMAN SERVICES (continued)					
93.224	Consolidated Health Centers (Community Health Centers, Migrant Health Centers, Health Care for the Homeless, Public Housing Primary Care, and School Based Health Centers)	U.S. DEPARTMENT OF HEALTH & HUMAN SERVICES	H80CS00149	10,734,089	-
93.224	COVID-19 - Consolidated Health Centers (Community Health Centers, Migrant Health Centers, Health Care for the Homeless, Public Housing Primary Care, and School Based Health Centers)	U.S. DEPARTMENT OF HEALTH & HUMAN SERVICES	N/A	8,258,093	-
93.527	COVID-19 Affordable Care Act (ACA) Grants for New and Expanded Services under the Health Center Program	U.S. DEPARTMENT OF HEALTH & HUMAN SERVICES	N/A	504,749	-
		<i>Total Health Center Program Cluster</i>		19,496,931	-
93.243	Substance Abuse and Mental Health Services Projects of Regional and National Significance	U.S. DEPARTMENT OF HEALTH & HUMAN SERVICES	H79SP021987	1,901	-
93.243	Substance Abuse and Mental Health Services Projects of Regional and National Significance	STATE OF OREGON - PUBLIC HEALTH DIVISION	N/A	64,374	-
	<i>Total Substance Abuse and Mental Health Services Projects of Regional and National Significance</i>			66,275	-
93.268	Immunization Cooperative Agreements	STATE OF OREGON - PUBLIC HEALTH DIVISION	05-0305OR5048	174,263	-
93.268	COVID-19 - Immunization Cooperative Agreements	STATE OF OREGON - PUBLIC HEALTH DIVISION	N/A	1,246,323	-
	<i>Total Immunization Cooperative Agreements Program</i>			1,420,586	-
93.276	Drug-Free Communities Support Program Grants	U.S. DEPARTMENT OF HEALTH & HUMAN SERVICES	H79SP020521	103,631	-
93.279	Drug Abuse and Addiction Research Programs	U.S. DEPARTMENT OF HEALTH & HUMAN SERVICES	5R01DA039293-05	342,276	-
93.297	Teenage Pregnancy Prevention Program	U.S. DEPARTMENT OF HEALTH & HUMAN SERVICES	5TP1AH000243-03-00	1,641,483	917,933
93.317	Emerging Infections Program	STATE OF OREGON - PUBLIC HEALTH DIVISION	NU50CK000484	199,788	-
93.323	Epidemiology and Laboratory Capacity for Infectious Diseases (ELC)	STATE OF OREGON - PUBLIC HEALTH DIVISION	NU50CK000389-05-01	18,528	-
93.323	COVID-19 - Epidemiology and Laboratory Capacity for Infectious Diseases (ELC)	STATE OF OREGON - PUBLIC HEALTH DIVISION	NU50CK000541	5,689,901	2,574,397
	<i>Total Epidemiology and Laboratory Capacity for Infectious Diseases (ELC) Program</i>			5,708,429	2,574,397

MULTNOMAH COUNTY, OREGON
Schedule of Expenditures of Federal Awards (SEFA)
For the Year ended June 30, 2023

Federal Assistance Listing Number	Program Title	Grantor	Identifying Number	Federal Expenditures	Expenditures to Subrecipients
DEPARTMENT OF HEALTH AND HUMAN SERVICES (continued)					
93.324	State Health Insurance Assistance Program	STATE OF OREGON - DEPARTMENT OF CONSUMER & BUSINESS	14AAORMSHI	34,201	-
93.354	COVID-19 - Public Health Emergency	STATE OF OREGON - PUBLIC HEALTH DIVISION	NU90TP922194	459,177	-
93.391	COVID-19 Nursing Research	U.S. DEPARTMENT OF HEALTH & HUMAN SERVICES	N/A	961,328	65,977
93.421	Strengthening Public Health Systems and Services through National Partnerships to Improve and Protect the Nation's Health	STATE OF OREGON - PUBLIC HEALTH DIVISION	N/A	36,786	-
93.426	CDC/Improving the Health of Americans through Prevention and Management of Diabetes and Heart Disease and Stroke	STATE OF OREGON - PUBLIC HEALTH DIVISION	N/A	74,686	32,000
93.493	Community Funded Projects	U.S. DEPARTMENT OF HEALTH & HUMAN SERVICES	H79FG000761	73,572	62,815
93.498	COVID-19 - Provider Relief Fund	U.S. DEPARTMENT OF HEALTH & HUMAN SERVICES	N/A	2,944,785	-
93.499	Low Income Household Water Assistance Program	STATE OF OREGON - DEPARTMENT OF HOUSING & COMMUNIT	N/A	1,289,141	1,134,126
93.499	COVID-19 Low Income Household Water Assistance Program	STATE OF OREGON - DEPARTMENT OF HOUSING & COMMUNIT	N/A	1,142,804	965,045
	<i>Total Low Income Household Water Assistance Program</i>			2,431,945	2,099,171
93.505	Affordable Care Act (ACA) Maternal, Infant, and Early Childhood Home Visiting Program	OREGON CHILD DEVELOPMENT COALITION	OCDC 06-041	877	-
93.526	COVID-19 Affordable Care Act (ACA) Grants for Capital Development in Health Centers	U.S. DEPARTMENT OF HEALTH & HUMAN SERVICES	N/A	178,579	-
93.556	Promoting Safe and Stable Families	UNITED WAY OF THE COLUMBIA-WILLAMETTE	G-1701ORFPSS	319,504	319,504
93.558	Temporary Assistance for Needy Families	STATE OF OREGON - DEPARTMENT OF HUMAN SERVICES	1801ORTANF	305,802	305,802
93.558	Temporary Assistance for Needy Families	STATE OF OREGON - DEPARTMENT OF HOUSING & COMMUNITY	2001ORTANF	375,445	271,025
	<i>Total Temporary Assistance for Needy Families Program</i>			681,247	576,827

MULTNOMAH COUNTY, OREGON
Schedule of Expenditures of Federal Awards (SEFA)
For the Year ended June 30, 2023

Federal Assistance Listing Number	Program Title	Grantor	Identifying Number	Federal Expenditures	Expenditures to Subrecipients
DEPARTMENT OF HEALTH AND HUMAN SERVICES (continued)					
93.563	Child Support Enforcement	STATE OF OREGON - DEPARTMENT OF JUSTICE	1804ORCSES	2,880,917	-
93.568	Low-Income Home Energy Assistance	STATE OF OREGON - DEPARTMENT OF HOUSING & COMMUNITY DEVELOPMENT	G-2001ORLIEA/ 2001ORLIEA/2302ORLIE E	6,557,070	4,191,984
93.568	COVID-19 - Low-Income Home Energy Assistance	STATE OF OREGON - DEPARTMENT OF HOUSING & COMMUNITY DEVELOPMENT	N/A	2,978,294	2,223,837
		<i>Total Low-Income Home Energy Assistance Program</i>		9,535,364	6,415,821
93.569	Community Services Block Grant	STATE OF OREGON - DEPARTMENT OF HOUSING & COMMUNITY DEVELOPMENT	N/A	1,103,230	1,029,004
93.597	Grants to States for Access and Visitation Programs	U.S. DEPARTMENT OF JUSTICE	1-936001740-A2	79,392	-
93.600	Head Start	OREGON CHILD DEVELOPMENT COALITION	OCDC 06-041	14,987	-
		<i>Total Head Start Cluster</i>		14,987	-
93.667	Social Services Block Grant	STATE OF OREGON - DEPARTMENT OF EDUCATION	N/A	214,643	214,643
93.738	PPHF: Racial and Ethnic Approaches to Community Health Program financed solely by Public Prevention and Health Funds	U.S. DEPARTMENT OF HEALTH & HUMAN SERVICES	NU58DP005955/NU58DP 006576	1,080,161	125,898
93.738	COVID-19 - PPHF: Racial and Ethnic Approaches to Community Health Program financed solely by Public Prevention and Health Funds	U.S. DEPARTMENT OF HEALTH & HUMAN SERVICES	N/A	395,830	82,947
		<i>Total PPHF Program</i>		1,475,991	208,845
93.788	Opioid STR	STATE OF OREGON - PUBLIC HEALTH DIVISION	154125/TI080258	450,820	-
93.870	Maternal, Infant and Early Childhood Home visiting Grant Program	STATE OF OREGON - PUBLIC HEALTH DIVISION	X10MC32215	28,819	-

MULTNOMAH COUNTY, OREGON
Schedule of Expenditures of Federal Awards (SEFA)
For the Year ended June 30, 2023

Federal Assistance Listing Number	Program Title	Grantor	Identifying Number	Federal Expenditures	Expenditures to Subrecipients
DEPARTMENT OF HEALTH AND HUMAN SERVICES (continued)					
93.914	HIV Emergency Relief Project Grants	U.S. DEPARTMENT OF HEALTH & HUMAN SERVICES	H89HA00040	4,359,660	2,454,863
93.918	Grants to Provide Outpatient Early Intervention Services with Respect to HIV Disease	U.S. DEPARTMENT OF HEALTH & HUMAN SERVICES	H76HA00197	663,003	-
93.924	Ryan White HIV/AIDS Dental Reimbursement and Community Based Dental Partnership Grants	OREGON HEALTH & SCIENCES UNIVERSITY - PROJECTS ADM	5H65HA00006	13,120	-
93.926	Healthy Start Initiative	U.S. DEPARTMENT OF HEALTH & HUMAN SERVICES	H49MC00141	930,591	-
93.928	Special Projects of National Significance	U.S. DEPARTMENT OF HEALTH & HUMAN SERVICES	N/A	218,797	-
93.940	HIV Prevention Activities- Health Dept. Based	STATE OF OREGON - PUBLIC HEALTH DIVISION	5NU62PS24543	449,130	149,296
93.944	Human Immunodeficiency Virus (HIV)/Acquired Immunodeficiency Virus Syndrome (AIDS) Surveillance	STATE OF OREGON - PUBLIC HEALTH DIVISION	5NU62PS004959-04	488,901	-
93.958	Block Grants for Community Mental Health Services	STATE OF OREGON - DEPARTMENT OF HUMAN SERVICES	SM010043-17	4,930,645	4,590,990
93.959	Block Grants for Prevention and Treatment of Substance Abuse	STATE OF OREGON - DEPARTMENT OF HUMAN SERVICES	TI010043-18	2,920,217	2,853,045
93.967	CDC's Collaboration with Academia to Strengthen Public Health Preventive Health Services Sexually Transmitted Diseases Control	U.S. DEPARTMENT OF HEALTH & HUMAN SERVICES	N/A	48,131	-
93.977	Grants	STATE OF OREGON - PUBLIC HEALTH DIVISION	N/A	218,650	-
93.977	Preventive Health Services Sexually Transmitted Diseases Control Grants	U.S. DEPARTMENT OF HEALTH & HUMAN SERVICES	1 NH25PS005192-01-00	238,120	-
	<i>Total Preventive Health Services Sexually Transmitted Diseases Control Grants</i>			<u>456,770</u>	-
93.994	Maternal and Child Health Services Block Grant to the States	STATE OF OREGON - PUBLIC HEALTH DIVISION	B04MC32566/154125	291,852	149,807
TOTAL DEPARTMENT OF HEALTH AND HUMAN SERVICES				<u>\$ 73,257,797</u>	<u>\$ 26,727,560</u>

MULTNOMAH COUNTY, OREGON
Schedule of Expenditures of Federal Awards (SEFA)
For the Year ended June 30, 2023

Federal Assistance Listing Number	Program Title	Grantor	Identifying Number	Federal Expenditures	Expenditures to Subrecipients
CORPORATION FOR NATIONAL AND COMMUNITY SERVICE					
94.011	Foster Grandparent Program	CORPORATION FOR NATIONAL & COMMUNITY SERVICE <i>Total Foster Grandparent/Senior Companion Cluster</i>	22SFIOR003	\$ 104,340	\$ -
				<u>104,340</u>	<u>-</u>
TOTAL CORPORATION FOR NATIONAL AND COMMUNITY SERVICE				\$ 104,340	\$ -
EXECUTIVE OFFICE OF THE PRESIDENT					
95.001	High Intensity Drug Trafficking Areas Program	OREGON-IDAHO HIDTA	G17OR0003A	\$ 150,319	\$ -
TOTAL EXECUTIVE OFFICE OF THE PRESIDENT				\$ 150,319	\$ -
DEPARTMENT OF HOMELAND SECURITY					
97.012	Boating Safety Financial Assistance	STATE OF OREGON - MARINE BOARD	3317FAS170141	\$ 656,542	\$ -
97.042	Emergency Management Performance Grants	STATE OF OREGON - OFFICE OF EMERGENCY MANAGEMENT	EMS-2020-EP-00007-S01	265,730	-
97.067	Homeland Security Grant Program	CITY OF PORTLAND	DHS-18-G PD-067-00-01	129,854	-
97.067	Homeland Security Grant Program	STATE OF OREGON - OFFICE OF EMERGENCY MANAGEMENT <i>Total Homeland Security Grant Program</i>	EMW-2019-SS-0068-S01/EMW-2020-SS-0091-S01/EMW-2020-SS-00073	432,002	-
				<u>561,856</u>	<u>-</u>
TOTAL DEPARTMENT OF HOMELAND SECURITY				1,484,128	-
TOTAL FEDERAL FUNDING				\$ 181,968,478	\$ 63,520,035

MULTNOMAH COUNTY, OREGON
Notes to Schedule of Expenditures of Federal Awards
For the Year Ended June 30, 2023

Note A – General

The accompanying Schedule of Expenditures of Federal Awards presents the activity of all Federal awards programs of Multnomah County, Oregon (the County) for the year ended June 30, 2023. The information in this schedule is presented in accordance with the requirements of Title 2 U.S. *Code of the Federal Regulations* Part 200, *Uniform Administrative Requirements, Cost Principles, and Audit Requirements for Federal awards* (Uniform Guidance). The County's reporting entity is defined in Note 1 to the County's June 30, 2023 basic financial statements.

Note B – Basis of Accounting

The accompanying Schedule of Expenditures of Federal Awards is presented using the modified-accrual basis of accounting, as described in Note 1 to the County's basic financial statements. Expenditures reported on this schedule are recognized following the cost principles in the Uniform Guidance, where certain types of expenditures are not allowable or are limited as to reimbursement. Pass-through entity identifying numbers are presented where available. The County has elected not to use the 10 percent de minimus indirect cost rate as allowed under the Uniform Guidance.

The Highway Planning and Construction grant, Federal ALN 20.205, was reported on the cash basis due to the nature of this award. The Schedule provides the summary of expenditures of federal awards by program or program cluster (Federal Assistance Listing Number), by State Agency, if applicable, and by detailed pass through agency, if applicable.

Negative amounts shown on the Schedule of Expenditures of Federal Awards represent adjustments or credits made in the normal course of business to amounts reported as expenditures in prior years.

Note C – Relationship to Basic Financial Statements

Federal financial assistance revenues reported in the County's basic financial statements are included with operating grants and contributions.

Note D – Unaudited Non-cash and Non-federal Awards

The accompanying Schedule of Expenditures of Federal Awards includes two non-cash awards.

An award from the Oregon Department of Education provides food donations (ALN 10.555 - Commodity Supplemental Food Program) for the Juvenile Detention Center. The value of the food is determined by the grantor: \$12,069. This amount is included in the total program value reported on the Schedule of Expenditures of Federal Awards of \$93,796.

An additional award from the Department of Health and Human Services is in the form of immunization vaccines (ALN 93.268 – Childhood Immunization Grants). The value of the non-cash portion of the Childhood Immunization Grant award was determined by the granting agency and was determined as non-federal funds. The amount expended and advanced at June 30, 2023 is calculated on a proportionate basis; \$2,844,298, this amount is disclosed only and is not included in the Schedule of Expenditures of Federal Awards.

Multnomah County
Schedule of Findings and Questioned Costs
For the Year Ended June 30, 2023

Section I – Summary of Auditor’s Results

Financial Statements

Type of report the auditor issued on whether the financial statements audited were prepared in accordance with GAAP: Unmodified

Internal control over financial reporting:

- Material weakness(es) identified? Yes No
- Significant deficiency(ies) identified? Yes None reported

Noncompliance material to financial statements noted? Yes No

Federal Awards

Internal control over major federal programs:

- Material weakness(es) identified? Yes No
- Significant deficiency(ies) identified? Yes None reported

Any audit findings disclosed that are required to be reported in accordance with 2 CFR 200.516(a)? Yes No

Identification of major federal programs and type of auditor’s report issued on compliance for major federal programs:

<i>Federal Assistance Listing Numbers</i>	<i>Name of Federal Program or Cluster</i>	<i>Type of Auditor’s Report Issued on Compliance for Major Federal Programs</i>
21.027	COVID-19 – Coronavirus State and Local Fiscal Recovery Funds	Unmodified
20.205	Highway Planning and Construction	Unmodified
14.267	Continuum of Care Program	Unmodified
93.959	Block Grants for Prevention and Treatment of Substance Abuse	Unmodified
93.958	Block Grants for Community Mental Health Services	Unmodified

Dollar threshold used to distinguish between type A and type B programs: \$ 3,000,000

Auditee qualified as low-risk auditee? Yes No

Multnomah County
Schedule of Findings and Questioned Costs
For the Year Ended June 30, 2023

Section II - Financial Statement Findings

None noted.

Section III – Federal Award Findings and Questioned Costs

None noted.



Summary Schedule of Prior Audit Findings For the Fiscal Year Ending June 30, 2022

Finding #2022-001: Allowable Costs – Significant Deficiency in Internal Controls over Compliance

Federal Agency: Department of Treasury

Federal Program: COVID-19 Emergency Rental Assistance Program

Condition: Unable to provide evidence supporting the timely submission of monthly special reporting required under the program. This did not extend to the quarterly reporting required under the program.

Recommendation: It was recommended that the County work to establish an internal tracking system to memorialize reporting deadlines and track the submission of required reports under the program.

Status of Finding: Resolved, the County has an internal control in place to retain a copy of each report submitted with evidence of the required submission date when it is not maintained within the third-party reporting system.